

Second Quarter 2022 Estimation Support and Historical Statistics BAMS/DSS[®] Output

**Prepared for the New Jersey Department of
Transportation**

June 2022

Prepared by:

infotech[®]

2970 SW 50th Terrace; Gainesville, FL 32608-5076
Telephone: 352-381-4400 Fax: 888-971-3916
Web: www.infotechinc.com

TOP STANDARD ITEMS BETWEEN July 1, 2021 AND June 2, 2022
 RANKED BY TOTAL AWARDED DOLLARS
 92 CONTRACTS - AWARDED TOTAL: \$718,017,416

OVERALL RANK	ITEM NUMBER	SPEC YEAR	ITEM DESCRIPTION	UNITS	QUANTITY	DOLLARS (IN 000S)	AVERAGE PRICE	PERCENT DOLLARS	CONTRACT OCCURRENCES
1	MMB186M	19	LABOR CREW	HOUR	144,979	\$75,874	\$523.34	10.57	17
2	154003P	19	MOBILIZATION	LS	57	\$48,258	846639.8	6.72	57
3	109006M	19	FORCE ACCOUNT	DOLL	25,892,505	\$25,893	\$1.00	3.61	31
4	202009P	19	EXCAVATION, UNCLASSIFIED	CY	323,419	\$20,309	\$62.80	2.83	27
5	404006M	19	STONE MATRIX ASPHALT 12.5 MM SURFACE COU	T	140,795	\$18,647	\$132.44	2.60	12
6	554009P	19	NEAR-WHITE BLAST CLEANING AND PAINTING	LS	2	\$15,506	7752750	2.16	2
7	401054M	19	HOT MIX ASPHALT 12.5 M 64 SURFACE COURSE	T	140,691	\$15,286	\$108.65	2.13	25
8	MMG095M	19	ADJUSTMENT FACTOR	PCT	17,900,000	\$14,356	\$0.80	2.00	2
9	401009P	19	HMA MILLING, 3" OR LESS	SY	4,390,453	\$13,753	\$3.13	1.92	36
10	406005M	19	HIGH PERFORMANCE THIN OVERLAY	T	87,157	\$13,397	\$153.71	1.87	7
11	401061M	19	HMA 12.5 M E SURFACE COURSE	T	101,773	\$12,949	\$127.23	1.80	14
12	505066P	19	PREFABRICATED SUPERSTRUCTURE UNITS, HPC	SF	49,000	\$10,535	\$215.00	1.47	1
13	610003M	19	TRAFFIC STRIPES, 4"	LF	20,172,461	\$9,542	\$0.47	1.33	48
14	607018P	19	9" X 16" CONCRETE VERTICAL CURB	LF	163,659	\$9,341	\$57.08	1.30	34
15	401042M	19	HOT MIX ASPHALT 9.5 M 64 SURFACE COURSE	T	85,475	\$9,321	\$109.04	1.30	9
16	201006P	19	CLEARING SITE, BRIDGE (___)	LS	10	\$7,538	753752.5	1.05	10
17	421011M	19	SLURRY SEAL EMULSION	GAL	665,781	\$7,240	\$10.87	1.01	10
18	401099M	19	HOT MIX ASPHALT 25 M 64 BASE COURSE	T	66,322	\$6,936	\$104.58	0.97	19
19	610017M	19	TRAFFIC MARKING LINES, 24"	LF	802,222	\$5,965	\$7.44	0.83	40
20	403003M	19	ULTRA-THIN FRICTION COURSE	T	32,401	\$5,832	\$180.01	0.81	2
21	511006P	19	STEEL SHEET PILING	SF	15,005	\$5,777	\$385.00	0.80	1
22	506003P	19	STRUCTURAL STEEL	LS	4	\$5,765	1441250	0.80	4
23	201003P	19	CLEARING SITE	LS	49	\$5,205	106217.5	0.72	49
24	MMG083M	19	SSPC, BLAST/PRIME	LS	3	\$5,036	1678757	0.70	3
25	MMB172M	19	LANE CLOSURES	HOUR	113,384	\$4,957	\$43.71	0.69	19
26	609003M	19	BEAM GUIDE RAIL	LF	121,894	\$4,856	\$39.84	0.68	23
27	159175P	19	CONSTRUCTION BARRIER CURB, MOVABLE SYSTE	LF	5,908	\$4,726	\$800.00	0.66	1
28	513003P	19	RETAINING WALL, LOCATION NO. ____	SF	13,097	\$4,655	\$355.39	0.65	2
29	606012P	19	CONCRETE SIDEWALK, 4" THICK	SY	46,776	\$4,379	\$93.61	0.61	26
30	202041M	19	DREDGE, TRANS AND PLACE TO CDF	CY	850,000	\$4,165	\$4.90	0.58	1
31	655031P	19	ELECTRICAL UTILITY RELOCATION, JCP&L	LS	3	\$4,130	1376667	0.58	3
32	701021P	19	3" RIGID METALLIC CONDUIT	LF	50,111	\$4,044	\$80.70	0.56	20
33	202012M	19	PRESPLITTING	SY	32,353	\$3,882	\$120.00	0.54	1
34	401017P	19	MICRO-MILLING	SY	917,493	\$3,838	\$4.18	0.53	12
35	159021P	19	CONSTRUCTION BARRIER CURB	LF	52,942	\$3,710	\$70.07	0.52	18
36	501012P	19	PERMANENT COFFERDAM	LS	1	\$3,635	3634500	0.51	1
37	401049M	19	HOT MIX ASPHALT 9.5 ME SURFACE COURSE	T	31,722	\$3,543	\$111.70	0.49	9
38	401079M	19	HMA 12.5 M E INTERMEDIATE COURSE	T	33,545	\$3,403	\$101.43	0.47	7
39	601664M	19	VIDEO INSPECTION OF PIPE	LF	507,256	\$3,346	\$6.60	0.47	4
40	601122P	19	15" REINFORCED CONCRETE PIPE	LF	34,429	\$3,193	\$92.73	0.44	12
41	704002M	19	ITS CONDUIT, TYPE A	LF	46,947	\$3,176	\$67.66	0.44	8
42	151006M	19	PERFORMANCE BOND AND PAYMENT BOND	DOLL	162,079	\$3,115	\$19.22	0.43	87
43	157004M	19	CONSTRUCTION LAYOUT	DOLL	49	\$3,065	62560.41	0.43	49
44	421007M	19	MICROPAVING JOINTS	LF	684,776	\$3,029	\$4.42	0.42	10
45	610006M	19	TRAFFIC STRIPES, 6"	LF	4,553,585	\$2,936	\$0.64	0.41	17
46	MMG057M	19	WORKER, TYPE "B"	HOUR	16,450	\$2,915	\$177.18	0.41	15

TOP STANDARD ITEMS BETWEEN July 1, 2021 AND June 2, 2022
 RANKED BY TOTAL AWARDED DOLLARS
 92 CONTRACTS - AWARDED TOTAL: \$718,017,416

OVERALL RANK	ITEM NUMBER	SPEC YEAR	ITEM DESCRIPTION	UNITS	QUANTITY	DOLLARS (IN 000S)	AVERAGE PRICE	PERCENT DOLLARS	CONTRACT OCCURRENCES
47	407010M	19	BINDER RICH INTERMEDIATE COURSE, 4.75MM	T	8,198	\$2,686	\$327.62	0.37	2
48	421010M	19	SLURRY SEAL AGGREGATE, TYPE II	T	22,677	\$2,677	\$118.03	0.37	10
49	610027M	19	REMOVAL AND REPLACEMENT OF RPM LENS	U	154,200	\$2,612	\$16.94	0.36	3
50	202021P	19	REMOVAL OF PAVEMENT	SY	102,188	\$2,570	\$25.15	0.36	17
51	MMB022M	19	REPAIR CATEGORY "A", MOVABLE	HOURL	9,504	\$2,563	\$269.69	0.36	1
52	602216M	19	CLEANING DRAINAGE STRUCTURE	U	6,907	\$2,538	\$367.40	0.35	23
53	MMG084M	19	SSPC, STRIPE/INTERMEDIATE	LS	3	\$2,506	835313.3	0.35	3
54	610036M	19	REMOVAL OF TRAFFIC STRIPES	LF	4,584,543	\$2,472	\$0.54	0.34	41
55	512012M	19	OVERHEAD SIGN SUPPORT, STRUCTURE NO. ____	U	3	\$2,382	794000.0	0.33	2
56	602012M	19	INLET, TYPE B	U	477	\$2,339	\$4903.06	0.33	10
57	610060M	19	TRAFFIC MARKINGS SYMBOLS	SF	250,624	\$2,329	\$9.29	0.32	26
58	MMG011M	19	Adjustment Factor - Normal Working Hours	PCT	2,586,207	\$2,328	\$0.90	0.32	1
59	159108M	19	TRAFFIC CONTROL TRUCK WITH MOUNTED CRASH	U	261	\$2,314	\$8865.53	0.32	58
60	MMR077M	19	MOBILIZATION OF MILL & HMA PAVING EQUIP.	U	150	\$2,250	15000.00	0.31	6
61	651064P	19	12" DUCTILE IRON WATER PIPE, CLASS 54	LF	6,715	\$2,200	\$327.66	0.31	2
62	159300M	19	TRAFFIC STRIPES, LATEX, 4"	LF	9,315,442	\$2,192	\$0.24	0.31	36
63	507024P	19	CONCRETE BRIDGE DECK, HPC	CY	1,368	\$2,184	\$1596.71	0.30	6
64	MMG025M	19	OVERTIME DIFFERENTIAL (OD)	DOLL	2,105,000	\$2,105	\$1.00	0.29	19
65	160007M	19	ASPHALT PRICE ADJUSTMENT	DOLL	879,331	\$2,085	\$2.37	0.29	40
66	601124P	19	18" REINFORCED CONCRETE PIPE	LF	16,742	\$2,066	\$123.40	0.29	9
67	159141M	19	TRAFFIC DIRECTOR, FLAGGER	HOURL	46,720	\$2,027	\$43.40	0.28	41
68	555003M	19	SUBSTRUCTURE CONCRETE REPAIR	SF	10,148	\$2,011	\$198.15	0.28	7
69	607021P	19	9" X 18" CONCRETE VERTICAL CURB	LF	30,633	\$1,956	\$63.85	0.27	16
70	MMB026M	19	WELDING CREW	HOURL	7,392	\$1,945	\$263.14	0.27	1
71	155033M	19	FIELD OFFICE TYPE E MAINTENANCE	MO	504	\$1,935	\$3838.57	0.27	24
72	501009P	19	TEMPORARY COFFERDAM	LS	2	\$1,927	963665.2	0.27	2
73	607115P	19	VAR WIDTH X VAR HT F SHAPE CONC BAR CURB	LF	4,072	\$1,893	\$465.00	0.26	1
74	502016M	19	MICROPILE	LF	10,665	\$1,877	\$176.00	0.26	1
75	513006P	19	RETAINING WALL, CAST-IN-PLACE, LOCATION	SF	8,205	\$1,805	\$220.00	0.25	1
76	507123P	19	CONCRETE BRIDGE DECK, UHPC	CY	175	\$1,750	10000.00	0.24	1
77	MMG085M	19	SSPC, FINISH	LS	3	\$1,744	581499.7	0.24	3
78	154003P	07	MOBILIZATION	LS	2	\$1,704	851909.0	0.24	2
79	506006P	19	REINFORCED ELASTOMERIC BEARING ASSEMBLY	U	390	\$1,690	\$4334.15	0.24	5
80	504036P	19	EPOXY WATERPROOFING	SY	31,847	\$1,690	\$53.08	0.24	13
81	453013M	19	FULL DEPTH CONCRETE PAVEMENT REPAIR, PRE	SY	1,880	\$1,686	\$896.97	0.23	2
82	MMB185M	19	DIVING CREW	HOURL	4,800	\$1,679	\$349.69	0.23	3
83	MMB086M	19	DECK CORROSION INHIBITOR	SY	300,000	\$1,650	\$5.50	0.23	1
84	159030M	19	PORTABLE VARIABLE MESSAGE SIGN	U	275	\$1,623	\$5900.50	0.23	48
85	MMG092M	19	CLEARING SITE	LM	2,635	\$1,564	\$593.37	0.22	2
86	504018P	19	CONCRETE WING WALL	CY	891	\$1,560	\$1750.28	0.22	4
87	201009P	19	CLEARING SITE, STRUCTURE (____)	LS	3	\$1,544	514500.0	0.21	3
88	606039P	19	HOT MIX ASPHALT DRIVEWAY, 6" THICK	SY	22,742	\$1,526	\$67.10	0.21	13
89	502310M	19	CAST-IN-PLACE CONCRETE PILE, DRILLED, 24	LF	4,609	\$1,518	\$329.30	0.21	1
90	504027P	19	CONCRETE PIER COLUMN AND CAP	CY	256	\$1,479	\$5776.56	0.21	3
91	610014M	19	TRAFFIC MARKING LINES, 8"	LF	483,696	\$1,462	\$3.02	0.20	32
92	MMB203M	19	METHACRYLATE FLOOD COAT	SY	30,000	\$1,440	\$48.00	0.20	1

TOP STANDARD ITEMS BETWEEN July 1, 2021 AND June 2, 2022
 RANKED BY TOTAL AWARDED DOLLARS
 92 CONTRACTS - AWARDED TOTAL: \$718,017,416

OVERALL RANK	ITEM NUMBER	SPEC YEAR	ITEM DESCRIPTION	UNITS	QUANTITY	DOLLARS (IN 000S)	AVERAGE PRICE	PERCENT DOLLARS	CONTRACT OCCURRENCES
93	MMG054M	19	WORKER, TYPE "A"	HOURL	18,950	\$1,434	\$75.69	0.20	16
94	401030M	19	TACK COAT	GAL	1,224,310	\$1,432	\$1.17	0.20	44
95	159012M	19	CONSTRUCTION SIGNS	SF	145,494	\$1,409	\$9.68	0.20	60
96	551006M	19	CONCRETE DECK REPAIR, TYPE B	SF	14,196	\$1,387	\$97.73	0.19	5
97	504006P	19	REINFORCEMENT STEEL, EPOXY-COATED	LB	591,347	\$1,384	\$2.34	0.19	10
98	608004P	19	NONVEGETATIVE SURFACE, POROUS HMA	SY	28,782	\$1,373	\$47.70	0.19	11
99	507039P	19	CONCRETE BRIDGE PARAPET, HPC	LF	2,927	\$1,354	\$462.58	0.19	8
100	302048P	19	DENSE-GRADED AGGREGATE BASE COURSE, 12"	SY	71,262	\$1,312	\$18.41	0.18	5
						=====	=====		
						\$554,124	77.17		

HISTORICAL BID PRICE LISTING
 BY REGION

REGION: C

PAY ITEM	CALENDAR QUARTER	CONTRACT NUMBER	COUNTY LOCATION	PROJECT DESCRIPTION	BID QUANTITY	AWARD PRICE	SECOND BIDDER	THIRD BIDDER	ESTIMATE
-----	-----	-----	-----	-----	-----	-----	-----	-----	-----
FORCE ACCOUNT / DOLL									
109006M	2021Q4	22403	MERCER	STATE	100,000	\$1.00	\$1.00	\$1.00	\$1.00
		22419	MONMOUTH	N/A	200,000	\$1.00	\$1.00	\$1.00	\$1.00
		22432	MONMOUTH	100% State	750,000	\$1.00	\$1.00	\$1.00	\$1.00
		22416	HUNTERDON	N/A	1,250,000	\$1.00	\$1.00	\$1.00	\$1.00
		22435	HUNTERDON	N/A	1,600,000	\$1.00	\$1.00		\$1.00
		22413	HUNTERDON	N/A	2,000,000	\$1.00	\$1.00	\$1.00	\$1.00
	2022Q1	22428	MERCER	100% STATE	40,825	\$1.00	\$1.00		\$1.00
		22430	MERCER	100% STATE	50,000	\$1.00	\$1.00		\$1.00
		22404	MIDDLESEX	STATE	100,000	\$1.00	\$1.00	\$1.00	\$1.00

HISTORICAL BID PRICE LISTING
BY REGION

REGION: C

PAY ITEM	CALENDAR QUARTER	CONTRACT NUMBER	COUNTY LOCATION	PROJECT DESCRIPTION	BID QUANTITY	AWARD PRICE	SECOND BIDDER	THIRD BIDDER	ESTIMATE
PERFORMANCE BOND AND PAYMENT BOND / DOLL									
151006M	2021Q3	21127	HUNTERDON	NHP-0078 (328)	1	\$250,000	\$170,000	\$130,000	\$200,000
		21130	MERCER	STBGP-0130 (327)	1	\$15,000	\$7,500	\$25,000	\$20,000
		21134	MIDDLESEX	100% State	1	\$50,000	\$70,000	\$85,000	\$110,000
		21136	MONMOUTH	100% STATE	1	\$42,500	\$45,000	\$30,000	\$50,000
		21459	MONMOUTH	N/A	1	\$12,543			\$20,000
	2021Q4	21454	MONMOUTH	STBGP-FLEX-D00S (502)	1	\$30,000	\$40,000		\$47,100
		22403	MERCER	STATE	1	\$36,275	\$15,000	\$86,500	\$50,400
		22413	HUNTERDON	N/A	1	\$0	\$1	\$88,780	\$12,000
		22416	HUNTERDON	N/A	1	\$82,300	\$15,000	\$300	\$25,000
		22419	MONMOUTH	N/A	1	\$1	\$0	\$24,000	\$10,000
		22432	MONMOUTH	100% State	1	\$0	\$57,000	\$1	\$11,000
		22435	HUNTERDON	N/A	1	\$0.01	\$1.00		\$12,000
		20466	MONMOUTH	NHP-D00S (456)	15,000	\$1.00	\$1.00	\$1.00	\$1.00
		20459	MERCER	NHP-D00S (454)	25,000	\$1.00	\$1.00	\$1.00	\$1.00
	2022Q1	22106	HUNTERDON	NHP-0179 (327)	1	\$12,600			\$25,000
		22404	MIDDLESEX	STATE	1	\$39,875	\$50,000	\$30,000	\$44,600
		22405	MONMOUTH	STATE	1	\$49,300	\$58,500	\$20,000	\$91,500
		22428	MERCER	100% STATE	1	\$13,200	\$20,000		\$12,000
		22430	MERCER	100% STATE	1	\$15,750	\$5,000		\$6,000
	2022Q2	22104	MERCER	NHP-0029 (328)	1	\$12,355			\$25,000
		22107	OCEAN	NHP-0009 (328)	1	\$150,000	\$400,000	\$370,000	\$275,000
		22108	MERCER	NHP-0029 (327)	1	\$30,575	\$12,000	\$25,000	\$25,000
		22112	MERCER	NHP-0029 (329)	1	\$180,000	\$150,000	\$140,000	\$200,000
		22113	SOMERSET	NHP-0022 (351)	1	\$47,500	\$27,000	\$27,755	\$45,000
		22116	MERCER	CRRSAA-FLEX-0027 (304)	1	\$2,200	\$9,900	\$10,700	\$8,000
		22118	MIDDLESEX	NHP- 0018 (308)	1	\$10,930	\$23,000	\$13,000	\$25,000
		22121	MONMOUTH	NHP-1015 (350)	1	\$23,000	\$50,000	\$41,000	\$30,000
		22131	OCEAN	STBGP-D00S (595)	1	\$41,000	\$25,000		\$25,000
		22462	MONMOUTH	STATE	1	\$7,250	\$5,000		\$8,000

HISTORICAL BID PRICE LISTING
BY REGION

REGION: C

PAY ITEM	CALENDAR QUARTER	CONTRACT NUMBER	COUNTY LOCATION	PROJECT DESCRIPTION	BID QUANTITY	AWARD PRICE	SECOND BIDDER	THIRD BIDDER	ESTIMATE
RAILROAD PROTECTIVE LIABILITY INSURANCE / DOLL									
152012P	2021Q3	21134	MIDDLESEX	100% State	1	\$12,000	\$10,000	\$35,000	\$59,700
	2021Q4	22403	MERCER	STATE	1	\$2,518	\$1,500	\$1,200	\$10,000
	2022Q1	22404	MIDDLESEX	STATE	1	\$2,518	\$3,300	\$1,500	\$10,000
		22405	MONMOUTH	STATE	1	\$2,518	\$1,200	\$1,500	\$10,000
	2022Q2	22107	OCEAN	NHP-0009 (328)	1	\$2,500	\$5,000	\$4,000	\$274,000
		22113	SOMERSET	NHP-0022 (351)	1	\$900	\$2,518	\$2,856	\$40,800

POLLUTION LIABILITY INSURANCE / DOLL									
152015P	2021Q3	21127	HUNTERDON	NHP-0078 (328)	1	\$48,000	\$38,000	\$20,000	\$10,000
		21130	MERCER	STBGP-0130 (327)	1	\$1.00	\$1.00	\$324.00	\$10,000
		21134	MIDDLESEX	100% State	1	\$1	\$10,000	\$20,000	\$54,700
		21136	MONMOUTH	100% STATE	1	\$18,000	\$18,000	\$15,000	\$8,900
		21459	MONMOUTH	N/A	1	\$1,300			\$8,000
	2021Q4	21454	MONMOUTH	STBGP-FLEX-D00S (502)	1	\$15,000	\$15,000		\$25,000
		22403	MERCER	STATE	1	\$10,070	\$1	\$12,400	\$5,000
		22413	HUNTERDON	N/A	1	\$0.01	\$1.00	\$1.00	\$7,500
		22416	HUNTERDON	N/A	1	\$1	\$10,000	\$1	\$7,500
		22419	MONMOUTH	N/A	1	\$1	\$0	\$1,000	\$3,500
		22432	MONMOUTH	100% State	1	\$0.01	\$1.00	\$1.00	\$5,000
		22435	HUNTERDON	N/A	1	\$0.01	\$1.00		\$5,000
		20459	MERCER	NHP-D00S (454)	10,000	\$1.00	\$1.00	\$1.00	\$1.00
		20466	MONMOUTH	NHP-D00S (456)	10,000	\$1.00	\$1.00	\$1.00	\$1.00
	2022Q1	22106	HUNTERDON	NHP-0179 (327)	1	\$15,000			\$16,000
		22404	MIDDLESEX	STATE	1	\$10,070	\$3,300	\$2	\$5,000
		22405	MONMOUTH	STATE	1	\$12,588	\$11,700	\$0	\$5,000
	2022Q2	22104	MERCER	NHP-0029 (328)	1	\$2,500			\$16,000
		22107	OCEAN	NHP-0009 (328)	1	\$0	\$1	\$45,000	\$20,000
		22108	MERCER	NHP-0029 (327)	1	\$12,575	\$100	\$10,000	\$2,500
		22112	MERCER	NHP-0029 (329)	1	\$48,776	\$1	\$10,000	\$14,000
		22113	SOMERSET	NHP-0022 (351)	1	\$2,700	\$10,070	\$13,000	\$750.00

HISTORICAL BID PRICE LISTING
 BY REGION

REGION: C

PAY ITEM	CALENDAR QUARTER	CONTRACT NUMBER	COUNTY LOCATION	PROJECT DESCRIPTION	BID QUANTITY	AWARD PRICE	SECOND BIDDER	THIRD BIDDER	ESTIMATE
-----	-----	-----	-----	-----	-----	-----	-----	-----	-----
POLLUTION LIABILITY INSURANCE / DOLL									
152015P	(cont)	22116	MERCER	CRRSAA-FLEX-0027 (304	1	\$1	\$8,300	\$4,265	\$1,250
		22118	MIDDLESEX	NHP- 0018 (308)	1	\$9,000	\$2,500	\$7,552	\$2,500
		22121	MONMOUTH	NHP-1015 (350)	1	\$0	\$15,000	\$9,500	\$10,000
		22131	OCEAN	STBGP-D00S (595)	1	\$9,500	\$1		\$425.00
		22462	MONMOUTH	STATE	1	\$1	\$2,295		\$1,000

HISTORICAL BID PRICE LISTING
BY REGION

REGION: C

PAY ITEM	CALENDAR QUARTER	CONTRACT NUMBER	COUNTY LOCATION	PROJECT DESCRIPTION	BID QUANTITY	AWARD PRICE	SECOND BIDDER	THIRD BIDDER	ESTIMATE	

PROGRESS SCHEDULE / LS										
153003P	2021Q3	21127	HUNTERDON	NHP-0078 (328)	1	\$8,000	\$20,000	\$7,500	\$70,000	
		21130	MERCER	STBGP-0130 (327)	1	\$6,000	\$2,500	\$7,000	\$8,000	
		21134	MIDDLESEX	100% State	1	\$5,000	\$6,000	\$65,000	\$35,000	
		21136	MONMOUTH	100% STATE	1	\$5,000	\$4,000	\$3,500	\$25,000	
	2022Q1	22106	HUNTERDON	NHP-0179 (327)	1	\$35,000			\$8,000	
	2022Q2	22104	MERCER	NHP-0029 (328)	1	\$38,000			\$6,500	
		22107	OCEAN	NHP-0009 (328)	1	\$15,000	\$15,000	\$115,000	\$60,000	
		22108	MERCER	NHP-0029 (327)	1	\$7,500	\$2,750	\$10,000	\$8,000	
		22112	MERCER	NHP-0029 (329)	1	\$65,000	\$5,000	\$10,000	\$70,000	
		22113	SOMERSET	NHP-0022 (351)	1	\$3,250	\$5,250	\$11,500	\$10,000	
		22116	MERCER	CRRSAA-FLEX-0027 (304)	1	\$650	\$2,000	\$6,500	\$5,000	
		22118	MIDDLESEX	NHP- 0018 (308)	1	\$8,725	\$2,500	\$4,200	\$8,000	
		22121	MONMOUTH	NHP-1015 (350)	1	\$4,500	\$8,000	\$4,000	\$15,000	
		22131	OCEAN	STBGP-D00S (595)	1	\$2,500	\$2,500		\$8,000	

	PROGRESS SCHEDULE UPDATE / U									
	153005M	2021Q3	21130	MERCER	STBGP-0130 (327)	4	\$100	\$250	\$1,000	\$500.00
21136			MONMOUTH	100% STATE	9	\$0.01	\$500.00	\$500.00	\$500.00	
21127			HUNTERDON	NHP-0078 (328)	12	\$700	\$1,400	\$250	\$500.00	
21134			MIDDLESEX	100% State	15	\$500.00	\$400.00	\$600.00	\$400.00	
2022Q1		22106	HUNTERDON	NHP-0179 (327)	3	\$8,000			\$547.00	
2022Q2		22108	MERCER	NHP-0029 (327)	5	\$1,850	\$275	\$100	\$424.00	
		22116	MERCER	CRRSAA-FLEX-0027 (304)	5	\$200.00	\$500.00	\$495.00	\$264.00	
		22118	MIDDLESEX	NHP- 0018 (308)	6	\$725.00	\$500.00	\$525.00	\$600.00	
		22104	MERCER	NHP-0029 (328)	7	\$6,500			\$553.00	
		22113	SOMERSET	NHP-0022 (351)	8	\$450.00	\$525.00	\$775.00	\$1,200	
		22121	MONMOUTH	NHP-1015 (350)	9	\$680.00	\$800.00	\$500.00	\$700.00	
		22131	OCEAN	STBGP-D00S (595)	13	\$500.00	\$500.00		\$1,200	
		22107	OCEAN	NHP-0009 (328)	20	\$200	\$1,000	\$850	\$480.00	
		22112	MERCER	NHP-0029 (329)	39	\$600.00	\$1.00	\$500.00	\$600.00	

BAR CHART PROGRESS SCHEDULE AND UPDATES / LS										
153009P		2021Q4	22403	MERCER	STATE	1	\$2,500	\$500	\$1,500	\$5,000

HISTORICAL BID PRICE LISTING
BY REGION

REGION: C

PAY ITEM	CALENDAR QUARTER	CONTRACT NUMBER	COUNTY LOCATION	PROJECT DESCRIPTION	BID QUANTITY	AWARD PRICE	SECOND BIDDER	THIRD BIDDER	ESTIMATE

153009P	2022Q1	22404	MIDDLESEX	STATE	1	\$2,500	\$1,100	\$5,000	\$5,000
		22405	MONMOUTH	STATE	1	\$2,500	\$10,000	\$500	\$5,000

BAR CHART PROGRESS SCHEDULE AND UPDATES / LS									

TRAINEES / HOUR									
153011M	2021Q3	21127	HUNTERDON	NHP-0078 (328)	1,220	\$1.00	\$1.50	\$0.01	\$10.00
	2021Q4	20459	MERCER	NHP-D00S (454)	1,000	\$1.00	\$1.00	\$1.00	\$1.00
		21454	MONMOUTH	STBGP-FLEX-D00S (502)	1,500	\$0.80	\$0.80		\$0.80
	2022Q2	22118	MIDDLESEX	NHP- 0018 (308)	300	\$5.00	\$1.00	\$1.00	\$1.00
		22131	OCEAN	STBGP-D00S (595)	750	\$0.01	\$1.00		\$1.00
		22121	MONMOUTH	NHP-1015 (350)	1,920	\$0.01	\$0.01	\$1.00	\$1.00
		22113	SOMERSET	NHP-0022 (351)	2,550	\$1.00	\$1.00	\$4.00	\$1.00
		22112	MERCER	NHP-0029 (329)	8,270	\$0.01	\$1.00	\$0.01	\$1.00
		22107	OCEAN	NHP-0009 (328)	11,520	\$0.01	\$1.00	\$0.01	\$1.00

HISTORICAL BID PRICE LISTING
BY REGION

REGION: C

PAY ITEM	CALENDAR QUARTER	CONTRACT NUMBER	COUNTY LOCATION	PROJECT DESCRIPTION	BID QUANTITY	AWARD PRICE	SECOND BIDDER	THIRD BIDDER	ESTIMATE	
MOBILIZATION / LS										
154003P	2021Q3	21127	HUNTERDON	NHP-0078 (328)	1	\$2,970,000	\$3,049,000	\$2,800,000	\$5,300,000	
		21130	MERCER	STBGP-0130 (327)	1	\$500,000	\$499,844	\$435,921	\$480,000	
		21134	MIDDLESEX	100% State	1	\$1,000,000	\$1,180,000	\$1,222,000	\$1,660,000	
		21136	MONMOUTH	100% STATE	1	\$556,000	\$340,000	\$500,000	\$600,000	
		2021Q4	20459	MERCER	NHP-D00S (454)	1	\$100,000	\$844,000	\$900,000	\$800,000
			20466	MONMOUTH	NHP-D00S (456)	1	\$149,000	\$310,000	\$310,000	\$105,000
			22403	MERCER	STATE	1	\$502,868	\$976,858	\$930,000	\$497,905
		2022Q1	22106	HUNTERDON	NHP-0179 (327)	1	\$197,500			\$280,000
			22404	MIDDLESEX	STATE	1	\$575,000	\$960,000	\$930,600	\$440,380
			22405	MONMOUTH	STATE	1	\$557,178	\$1,025,000	\$1,241,583	\$903,326
			22428	MERCER	100% STATE	1	\$110,000	\$39,337		\$42,000
			22430	MERCER	100% STATE	1	\$149,750	\$85,251		\$25,000
		2022Q2	22104	MERCER	NHP-0029 (328)	1	\$195,000			\$235,000
			22107	OCEAN	NHP-0009 (328)	1	\$4,725,000	\$5,200,000	\$5,900,000	\$8,000,000
			22108	MERCER	NHP-0029 (327)	1	\$325,000	\$493,000	\$450,000	\$370,000
			22112	MERCER	NHP-0029 (329)	1	\$2,800,000	\$2,877,000	\$3,000,000	\$4,700,000
			22113	SOMERSET	NHP-0022 (351)	1	\$650,000	\$339,000	\$542,600	\$850,000
			22116	MERCER	CRRSAA-FLEX-0027 (304)	1	\$76,000	\$122,000	\$383,500	\$70,000
			22118	MIDDLESEX	NHP- 0018 (308)	1	\$269,302	\$200,000	\$250,000	\$265,000
			22121	MONMOUTH	NHP-1015 (350)	1	\$425,000	\$400,000	\$250,000	\$396,000
			22131	OCEAN	STBGP-D00S (595)	1	\$295,000	\$529,738		\$420,000

HISTORICAL BID PRICE LISTING
BY REGION

REGION: C

PAY ITEM	CALENDAR QUARTER	CONTRACT NUMBER	COUNTY LOCATION	PROJECT DESCRIPTION	BID QUANTITY	AWARD PRICE	SECOND BIDDER	THIRD BIDDER	ESTIMATE

FIELD OFFICE TYPE B SET UP / U									
155006M	2021Q4	21454	MONMOUTH	STBGP-FLEX-D00S (502)	1	\$10,000	\$35,000		\$20,000
		22403	MERCER	STATE	1	\$25,000	\$40,000	\$14,500	\$20,000
	2022Q1	22404	MIDDLESEX	STATE	1	\$100	\$24,000	\$30,000	\$20,000
		22405	MONMOUTH	STATE	1	\$25,000	\$15,500	\$32,000	\$20,000

FIELD OFFICE TYPE C SET UP / U									
155009M	2021Q3	21127	HUNTERDON	NHP-0078 (328)	1	\$50,000	\$171,000	\$50,000	\$36,700

FIELD OFFICE TYPE D SET UP / U									
155012M	2021Q3	21130	MERCER	STBGP-0130 (327)	1	\$50,000	\$30,000	\$25,000	\$28,000
	2022Q1	22106	HUNTERDON	NHP-0179 (327)	1	\$45,000			\$40,000
	2022Q2	22104	MERCER	NHP-0029 (328)	1	\$45,000			\$53,230
		22121	MONMOUTH	NHP-1015 (350)	1	\$30,000	\$50,000	\$25,000	\$40,000

FIELD OFFICE TYPE E SET UP / U									
155015M	2021Q3	21134	MIDDLESEX	100% State	1	\$30,000	\$57,450	\$122,500	\$40,000
		21136	MONMOUTH	100% STATE	1	\$25,000	\$30,000	\$17,000	\$40,000
	2021Q4	20459	MERCER	NHP-D00S (454)	1	\$30,000	\$75,000	\$25,000	\$50,000
		20466	MONMOUTH	NHP-D00S (456)	1	\$30,250	\$113,000	\$30,000	\$50,000
	2022Q2	22108	MERCER	NHP-0029 (327)	1	\$25,000	\$35,000	\$50,000	\$37,630
		22113	SOMERSET	NHP-0022 (351)	1	\$11,000	\$35,000	\$45,200	\$50,000
		22116	MERCER	CRRSAA-FLEX-0027 (304)	1	\$29,000	\$30,000	\$50,000	\$37,630
		22118	MIDDLESEX	NHP- 0018 (308)	1	\$38,600	\$15,000	\$35,000	\$37,630
		22131	OCEAN	STBGP-D00S (595)	1	\$30,000	\$50,000		\$55,000

FIELD OFFICE TYPE F SET UP / U									
155018M	2022Q2	22107	OCEAN	NHP-0009 (328)	1	\$75,000	\$2,500	\$322,458	\$62,000

HISTORICAL BID PRICE LISTING
BY REGION

REGION: C

PAY ITEM	CALENDAR QUARTER	CONTRACT NUMBER	COUNTY LOCATION	PROJECT DESCRIPTION	BID QUANTITY	AWARD PRICE	SECOND BIDDER	THIRD BIDDER	ESTIMATE

FIELD OFFICE TYPE F SET UP / U									
155018M	(cont)	22112	MERCER	NHP-0029 (329)	1	\$171,500	\$60,000	\$60,000	\$60,000

FIELD OFFICE TYPE B MAINTENANCE / MO									
155024M	2021Q4	21454	MONMOUTH	STBGP-FLEX-D00S (502)	12	\$2,000	\$10,000		\$3,000
		22403	MERCER	STATE	12	\$3,500	\$3,500	\$4,900	\$2,500
	2022Q1	22404	MIDDLESEX	STATE	12	\$100	\$4,100	\$4,000	\$2,500
		22405	MONMOUTH	STATE	15	\$2,500	\$4,500	\$3,400	\$2,500

FIELD OFFICE TYPE C MAINTENANCE / MO									
155027M	2021Q3	21127	HUNTERDON	NHP-0078 (328)	30	\$3,000	\$9,500	\$4,500	\$2,950

FIELD OFFICE TYPE D MAINTENANCE / MO									
155030M	2021Q3	21130	MERCER	STBGP-0130 (327)	12	\$3,500	\$3,500	\$3,000	\$3,500
	2022Q1	22106	HUNTERDON	NHP-0179 (327)	8	\$6,000			\$3,500
	2022Q2	22104	MERCER	NHP-0029 (328)	17	\$6,500			\$5,000
		22121	MONMOUTH	NHP-1015 (350)	17	\$3,000	\$5,000	\$3,000	\$4,000

FIELD OFFICE TYPE E MAINTENANCE / MO									
155033M	2021Q3	21136	MONMOUTH	100% STATE	21	\$3,000	\$3,500	\$2,500	\$5,000
		21134	MIDDLESEX	100% State	32	\$4,000	\$4,500	\$500	\$3,300
	2021Q4	20459	MERCER	NHP-D00S (454)	15	\$3,000	\$4,500	\$6,000	\$4,000
		20466	MONMOUTH	NHP-D00S (456)	15	\$4,510	\$3,000	\$3,500	\$4,000
	2022Q2	22108	MERCER	NHP-0029 (327)	12	\$6,000	\$4,250	\$3,500	\$3,810
		22116	MERCER	CRRSAA-FLEX-0027 (304)	12	\$2,500	\$4,000	\$5,000	\$4,000
		22113	SOMERSET	NHP-0022 (351)	15	\$4,800	\$3,500	\$5,530	\$3,560

HISTORICAL BID PRICE LISTING
 BY REGION

REGION: C

PAY ITEM	CALENDAR QUARTER	CONTRACT NUMBER	COUNTY LOCATION	PROJECT DESCRIPTION	BID QUANTITY	AWARD PRICE	SECOND BIDDER	THIRD BIDDER	ESTIMATE

FIELD OFFICE TYPE E MAINTENANCE / MO									
155033M	(cont)	22118	MIDDLESEX	NHP- 0018 (308)	15	\$5,520	\$5,000	\$3,500	\$3,810
		22131	OCEAN	STBGP-D00S(595)	25	\$3,500	\$5,000		\$3,500

FIELD OFFICE TYPE F MAINTENANCE / MO									
155036M	2022Q2	22112	MERCER	NHP-0029(329)	42	\$150	\$3,000	\$3,000	\$3,000
		22107	OCEAN	NHP-0009(328)	44	\$4,000	\$5,500	\$500	\$4,360

HISTORICAL BID PRICE LISTING
BY REGION

REGION: C

PAY ITEM	CALENDAR QUARTER	CONTRACT NUMBER	COUNTY LOCATION	PROJECT DESCRIPTION	BID QUANTITY	AWARD PRICE	SECOND BIDDER	THIRD BIDDER	ESTIMATE

MATERIALS FIELD LABORATORY SET-UP / U									
156003M	2021Q3	21134	MIDDLESEX	100% State	1	\$20,000	\$5,000	\$5,000	\$15,000
		21136	MONMOUTH	100% STATE	1	\$0	\$40,000	\$5,000	\$5,000
	2022Q2	22107	OCEAN	NHP-0009(328)	1	\$20,000	\$60,000	\$7,500	\$1,450
		22121	MONMOUTH	NHP-1015(350)	1	\$12,500	\$15,000	\$35,000	\$15,000

MATERIALS FIELD LABORATORY MAINTENANCE / MO									
156006M	2021Q3	21136	MONMOUTH	100% STATE	19	\$0	\$3,500	\$1,500	\$2,000
		21134	MIDDLESEX	100% State	30	\$3,500	\$500	\$100	\$2,000
	2022Q2	22121	MONMOUTH	NHP-1015(350)	15	\$1,500	\$1,000	\$3,500	\$1,250
		22107	OCEAN	NHP-0009(328)	39	\$1,000	\$5,000	\$100	\$1,025

CURING FACILITY SET-UP / U									
156009M	2022Q2	22107	OCEAN	NHP-0009(328)	1	\$5,000	\$8,500	\$1,500	\$5,374

CURING FACILITY MAINTENANCE / MO									
156012M	2022Q2	22107	OCEAN	NHP-0009(328)	40	\$200.00	\$800.00	\$50.00	\$347.00

NUCLEAR DENSITY GAUGE / U									
156015M	2021Q3	21134	MIDDLESEX	100% State	1	\$100	\$7,500	\$9,000	\$7,000
		21136	MONMOUTH	100% STATE	1	\$0	\$15,000	\$2,500	\$7,500
	2022Q2	22107	OCEAN	NHP-0009(328)	1	\$10,000	\$20,000	\$8,500	\$2,832

CONCRETE COMPRESSION TESTING EQUIPMENT / U									
156021M	2021Q3	21134	MIDDLESEX	100% State	1	\$2,500	\$9,000	\$5,000	\$8,000

HISTORICAL BID PRICE LISTING
BY REGION

REGION: C

PAY ITEM	CALENDAR QUARTER	CONTRACT NUMBER	COUNTY LOCATION	PROJECT DESCRIPTION	BID QUANTITY	AWARD PRICE	SECOND BIDDER	THIRD BIDDER	ESTIMATE	
CONSTRUCTION LAYOUT / DOLL										
157004M	2021Q3	21127	HUNTERDON	NHP-0078 (328)	1	\$150,000	\$362,000	\$150,000	\$600,000	
		21130	MERCER	STBGP-0130 (327)	1	\$100	\$4,000	\$30,000	\$65,000	
		21134	MIDDLESEX	100% State	1	\$45,000	\$100,000	\$62,500	\$325,000	
		21136	MONMOUTH	100% STATE	1	\$25,000	\$75,000	\$30,000	\$175,000	
		2021Q4	22403	MERCER	STATE	1	\$10,000	\$1,000	\$20,000	\$25,000
		2022Q1	22106	HUNTERDON	NHP-0179 (327)	1	\$35,000			\$70,000
			22404	MIDDLESEX	STATE	1	\$15,000	\$5,000	\$2	\$25,000
			22405	MONMOUTH	STATE	1	\$10,000	\$1,500	\$15,000	\$25,000
			22428	MERCER	100% STATE	1	\$1.00	\$1.00		\$250.00
		2022Q2	22104	MERCER	NHP-0029 (328)	1	\$35,000			\$70,000
			22107	OCEAN	NHP-0009 (328)	1	\$400,000	\$700,000	\$575,000	\$850,000
			22108	MERCER	NHP-0029 (327)	1	\$750	\$37,000	\$100,000	\$70,000
			22112	MERCER	NHP-0029 (329)	1	\$150,000	\$225,000	\$200,000	\$600,000
			22113	SOMERSET	NHP-0022 (351)	1	\$13,250	\$7,500	\$5,000	\$110,000
			22116	MERCER	CRRSAA-FLEX-0027 (304)	1	\$7,500	\$10,000	\$8,930	\$30,000
			22118	MIDDLESEX	NHP- 0018 (308)	1	\$3,000	\$10,000	\$5,000	\$70,000
			22121	MONMOUTH	NHP-1015 (350)	1	\$30,000	\$34,000	\$50,000	\$85,000
			22131	OCEAN	STBGP-D00S (595)	1	\$15,000	\$25,000		\$70,000

	MONUMENT / U									
157006M	2021Q3	21136	MONMOUTH	100% STATE	1	\$2,500	\$2,500	\$1,300	\$1,250	
		21134	MIDDLESEX	100% State	11	\$700	\$500	\$1,750	\$750.00	
	2022Q2	22107	OCEAN	NHP-0009 (328)	42	\$800	\$18	\$1,000	\$700.00	

HISTORICAL BID PRICE LISTING
BY REGION

REGION: C

PAY ITEM	CALENDAR QUARTER	CONTRACT NUMBER	COUNTY LOCATION	PROJECT DESCRIPTION	BID QUANTITY	AWARD PRICE	SECOND BIDDER	THIRD BIDDER	ESTIMATE

CAUTION FENCE / LF									
158003M	2021Q3	21134	MIDDLESEX	100% State	1,816	\$3.00	\$2.00	\$8.00	\$5.00
	2022Q2	22107	OCEAN	NHP-0009 (328)	127	\$5.00	\$9.00	\$10.00	\$10.00

SILT FENCE / LF									
158006M	2021Q3	21130	MERCER	STBGP-0130 (327)	500	\$0.01	\$7.50	\$7.00	\$2.00
	2021Q4	22403	MERCER	STATE	500	\$0.01	\$0.01	\$11.00	\$1.00
	2022Q1	22404	MIDDLESEX	STATE	500	\$0.01	\$1.00	\$0.02	\$1.00
	2022Q2	22121	MONMOUTH	NHP-1015 (350)	830	\$3.00	\$14.00	\$8.00	\$6.00

HEAVY DUTY SILT FENCE, ORANGE / LF									
158009M	2021Q3	21136	MONMOUTH	100% STATE	372	\$6.00	\$7.00	\$6.00	\$8.00
		21134	MIDDLESEX	100% State	1,454	\$10.00	\$10.00	\$15.00	\$7.00
		21127	HUNTERDON	NHP-0078 (328)	4,660	\$8.00	\$15.00	\$5.00	\$7.00
	2022Q1	22106	HUNTERDON	NHP-0179 (327)	1,415	\$41.33			\$9.00
	2022Q2	22113	SOMERSET	NHP-0022 (351)	200	\$0.01	\$1.00	\$1.00	\$4.00
		22112	MERCER	NHP-0029 (329)	892	\$13.00	\$6.00	\$7.00	\$8.00
		22104	MERCER	NHP-0029 (328)	1,000	\$30.79			\$9.00
		22107	OCEAN	NHP-0009 (328)	70,586	\$5.00	\$9.00	\$16.00	\$5.00

HEAVY DUTY SILT FENCE, BLACK / LF									
158012M	2021Q3	21136	MONMOUTH	100% STATE	1,257	\$6.00	\$7.00	\$6.00	\$8.00
		21134	MIDDLESEX	100% State	1,369	\$10.00	\$10.00	\$15.00	\$8.00
	2022Q2	22118	MIDDLESEX	NHP- 0018 (308)	500	\$1.00	\$0.01	\$1.50	\$9.00
		22112	MERCER	NHP-0029 (329)	1,223	\$13.00	\$6.00	\$7.00	\$6.00
		22131	OCEAN	STBGP-D00S (595)	1,600	\$5.95	\$15.00		\$5.00

HISTORICAL BID PRICE LISTING
BY REGION

REGION: C

PAY ITEM	CALENDAR QUARTER	CONTRACT NUMBER	COUNTY LOCATION	PROJECT DESCRIPTION	BID QUANTITY	AWARD PRICE	SECOND BIDDER	THIRD BIDDER	ESTIMATE
HEAVY DUTY SILT FENCE, BLACK / LF									
158012M	(cont)	22108	MERCER	NHP-0029 (327)	20,767	\$0.50	\$10.00	\$7.00	\$9.00

HAYBALE / U									
158015M	2021Q3	21134	MIDDLESEX	100% State	25	\$18.00	\$40.00	\$15.00	\$30.00
	2022Q2	22121	MONMOUTH	NHP-1015 (350)	8	\$25.00	\$30.00	\$10.00	\$40.00
		22112	MERCER	NHP-0029 (329)	25	\$10.00	\$25.00	\$40.00	\$20.00
		22107	OCEAN	NHP-0009 (328)	100	\$5.00	\$50.00	\$10.00	\$38.00

INLET FILTER TYPE 2, 2' X 4' / U									
158030M	2021Q3	21136	MONMOUTH	100% STATE	9	\$0.01	\$200.00	\$110.00	\$150.00
		21134	MIDDLESEX	100% State	22	\$60.00	\$150.00	\$50.00	\$160.00
		21127	HUNTERDON	NHP-0078 (328)	27	\$200.00	\$420.00	\$150.00	\$116.00
		21130	MERCER	STBGP-0130 (327)	80	\$0.01	\$135.00	\$500.00	\$17.00
	2021Q4	22403	MERCER	STATE	189	\$1.00	\$130.00	\$42.00	\$40.00
	2022Q1	22404	MIDDLESEX	STATE	112	\$1.00	\$25.00	\$2.00	\$40.00
		22405	MONMOUTH	STATE	353	\$1.00	\$40.00	\$125.00	\$40.00
	2022Q2	22116	MERCER	CRRSAA-FLEX-0027 (304)	2	\$300.00	\$500.00	\$50.75	\$155.00
		22121	MONMOUTH	NHP-1015 (350)	2	\$175.00	\$150.00	\$100.00	\$140.00
		22108	MERCER	NHP-0029 (327)	20	\$250.00	\$225.00	\$100.00	\$153.00
		22131	OCEAN	STBGP-D00S (595)	37	\$110.00	\$500.00		\$170.00
		22118	MIDDLESEX	NHP- 0018 (308)	90	\$5.00	\$1.00	\$50.00	\$19.00
		22112	MERCER	NHP-0029 (329)	202	\$175.00	\$1.00	\$120.00	\$70.00
		22113	SOMERSET	NHP-0022 (351)	366	\$15.00	\$1.00	\$5.00	\$170.00
		22107	OCEAN	NHP-0009 (328)	379	\$170.00	\$250.00	\$150.00	\$120.00

INLET FILTER TYPE 2, 4' X 4' / U									
158033M	2021Q3	21134	MIDDLESEX	100% State	4	\$120.00	\$200.00	\$100.00	\$170.00
		21130	MERCER	STBGP-0130 (327)	10	\$0.01	\$200.00	\$600.00	\$25.00

HISTORICAL BID PRICE LISTING
BY REGION

REGION: C

PAY ITEM	CALENDAR QUARTER	CONTRACT NUMBER	COUNTY LOCATION	PROJECT DESCRIPTION	BID QUANTITY	AWARD PRICE	SECOND BIDDER	THIRD BIDDER	ESTIMATE

INLET FILTER TYPE 2, 4' X 4' / U									
158033M	(cont)	21127	HUNTERDON	NHP-0078 (328)	13	\$350.00	\$520.00	\$175.00	\$124.00
	2021Q4	22403	MERCER	STATE	28	\$1.00	\$175.00	\$85.00	\$60.00
	2022Q1	22404	MIDDLESEX	STATE	16	\$1.00	\$35.00	\$2.00	\$60.00
		22405	MONMOUTH	STATE	31	\$1.00	\$82.00	\$175.00	\$60.00
	2022Q2	22108	MERCER	NHP-0029 (327)	3	\$450.00	\$250.00	\$212.00	\$179.00
		22131	OCEAN	STBGP-D00S (595)	5	\$150.00	\$550.00		\$220.00
		22118	MIDDLESEX	NHP- 0018 (308)	10	\$19.00	\$1.00	\$55.00	\$163.00
		22112	MERCER	NHP-0029 (329)	27	\$200.00	\$1.00	\$180.00	\$80.00
		22113	SOMERSET	NHP-0022 (351)	40	\$15.00	\$1.00	\$10.00	\$320.00
		22107	OCEAN	NHP-0009 (328)	57	\$170.00	\$300.00	\$175.00	\$150.00

FLOATING TURBIDITY BARRIER, TYPE 3 / LF									
158048M	2022Q2	22121	MONMOUTH	NHP-1015 (350)	150	\$10.00	\$30.00	\$75.00	\$60.00
		22112	MERCER	NHP-0029 (329)	1,046	\$40.00	\$25.00	\$35.00	\$65.00

SEDIMENT CONTROL BAG / SF									
158054M	2022Q2	22107	OCEAN	NHP-0009 (328)	450	\$0.01	\$5.00	\$1.00	\$6.00
		22112	MERCER	NHP-0029 (329)	1,500	\$1.00	\$1.00	\$11.00	\$1.00

CONSTRUCTION DRIVEWAY / T									
158060M	2021Q3	21136	MONMOUTH	100% STATE	19	\$0.01	\$40.00	\$50.00	\$55.00
		21134	MIDDLESEX	100% State	67	\$20.00	\$50.00	\$45.00	\$30.00
	2022Q2	22112	MERCER	NHP-0029 (329)	143	\$60.00	\$55.00	\$85.00	\$45.00
		22107	OCEAN	NHP-0009 (328)	185	\$50.00	\$55.00	\$55.00	\$91.00

CONCRETE WASHOUT SYSTEM / LS									
158063P	2021Q3	21127	HUNTERDON	NHP-0078 (328)	1	\$5,000	\$10,000	\$2,500	\$8,900

HISTORICAL BID PRICE LISTING
BY REGION

REGION: C

PAY ITEM	CALENDAR QUARTER	CONTRACT NUMBER	COUNTY LOCATION	PROJECT DESCRIPTION	BID QUANTITY	AWARD PRICE	SECOND BIDDER	THIRD BIDDER	ESTIMATE	
CONCRETE WASHOUT SYSTEM / LS										
158063P	(cont)	21134	MIDDLESEX	100% State	1	\$100	\$35,000	\$1,000	\$7,000	
		21136	MONMOUTH	100% STATE	1	\$10,000	\$5,000	\$5,000	\$4,200	
	2021Q4	22403	MERCER	STATE	1	\$2,500	\$500	\$3,000	\$5,000	
	2022Q1	22106	HUNTERDON	NHP-0179 (327)	1	\$1,500			\$2,500	
		22404	MIDDLESEX	STATE	1	\$2,500	\$5,000	\$21,000	\$5,000	
		22405	MONMOUTH	STATE	1	\$2,500	\$925	\$500	\$5,000	
	2022Q2	22107	OCEAN	NHP-0009 (328)	1	\$10,000	\$3,500	\$5,000	\$20,000	
		22108	MERCER	NHP-0029 (327)	1	\$750	\$6,000	\$2,000	\$15,000	
		22112	MERCER	NHP-0029 (329)	1	\$2,000	\$6,000	\$10,000	\$6,200	
		22113	SOMERSET	NHP-0022 (351)	1	\$500	\$1,500	\$500	\$15,000	
		22116	MERCER	CRRSAA-FLEX-0027 (304)	1	\$2,500	\$2,500	\$10,000	\$15,000	
		22118	MIDDLESEX	NHP- 0018 (308)	1	\$1,500	\$500	\$1,500	\$15,000	
		22121	MONMOUTH	NHP-1015 (350)	1	\$2,500	\$3,000	\$2,500	\$1,500	
		22131	OCEAN	STBGP-D00S (595)	1	\$5,000	\$1,000		\$15,000	

	OIL ONLY EMERGENCY SPILL KIT, TYPE 1 / U									
	158072M	2021Q3	21127	HUNTERDON	NHP-0078 (328)	2	\$2,000	\$2,300	\$1,000	\$710.00
		21130	MERCER	STBGP-0130 (327)	2	\$100.00	\$750.00	\$0.01	\$325.00	
		21134	MIDDLESEX	100% State	2	\$1,500	\$100	\$1,000	\$1,100	
		21136	MONMOUTH	100% STATE	2	\$0	\$1,500	\$175	\$800.00	
2021Q4		22403	MERCER	STATE	2	\$500	\$500	\$1,000	\$1,000	
		22403	MERCER	STATE	2	\$1	\$0	\$1,100	\$1,500	
2022Q1		22404	MIDDLESEX	STATE	2	\$500.00	\$850.00	\$0.02	\$1,000	
		22404	MIDDLESEX	STATE	2	\$1.00	\$1.00	\$0.02	\$1,500	
		22405	MONMOUTH	STATE	2	\$500.00	\$850.00	\$750.00	\$1,000	
		22106	HUNTERDON	NHP-0179 (327)	4	\$1,500			\$797.00	
2022Q2		22113	SOMERSET	NHP-0022 (351)	1	\$1,000	\$500	\$150	\$600.00	
		22131	OCEAN	STBGP-D00S (595)	1	\$0	\$1,000		\$600.00	
		22104	MERCER	NHP-0029 (328)	2	\$1,500			\$784.00	
		22107	OCEAN	NHP-0009 (328)	2	\$1,000	\$1,300	\$1,000	\$462.00	

HISTORICAL BID PRICE LISTING
BY REGION

REGION: C

PAY ITEM	CALENDAR QUARTER	CONTRACT NUMBER	COUNTY LOCATION	PROJECT DESCRIPTION	BID QUANTITY	AWARD PRICE	SECOND BIDDER	THIRD BIDDER	ESTIMATE
OIL ONLY EMERGENCY SPILL KIT, TYPE 1 / U									
158072M	(cont)	22108	MERCER	NHP-0029 (327)	2	\$750	\$1,500	\$2,000	\$613.00
		22112	MERCER	NHP-0029 (329)	2	\$1,000	\$2,000	\$1,200	\$1,100
		22116	MERCER	CRRSAA-FLEX-0027 (304)	2	\$0.01	\$0.01	\$250.00	\$620.00
		22118	MIDDLESEX	NHP- 0018 (308)	2	\$150	\$1,100	\$500	\$600.00
		22121	MONMOUTH	NHP-1015 (350)	2	\$1,000	\$1,000	\$1,200	\$750.00

EROSION CONTROL SEDIMENT REMOVAL / CY									
158084M	2021Q3	21136	MONMOUTH	100% STATE	77	\$0.01	\$1.00	\$1.00	\$14.00
		21134	MIDDLESEX	100% State	92	\$10.00	\$1.00	\$1.00	\$2.60
		21127	HUNTERDON	NHP-0078 (328)	360	\$1.00	\$160.00	\$1.00	\$25.00
	2022Q2	22108	MERCER	NHP-0029 (327)	10	\$291.00	\$200.00	\$100.00	\$40.00
		22113	SOMERSET	NHP-0022 (351)	10	\$1.00	\$25.00	\$1.00	\$55.00
		22118	MIDDLESEX	NHP- 0018 (308)	10	\$1.00	\$1.00	\$40.00	\$40.00
		22121	MONMOUTH	NHP-1015 (350)	10	\$0.01	\$100.00	\$1.00	\$65.00
		22131	OCEAN	STBGP-D00S (595)	50	\$0.01	\$50.00		\$35.00
		22112	MERCER	NHP-0029 (329)	117	\$1.00	\$1.00	\$0.01	\$42.00
		22107	OCEAN	NHP-0009 (328)	1,000	\$0.01	\$35.00	\$7.00	\$5.00

TEMPORARY RIPRAP / CY									
158087M	2022Q2	22121	MONMOUTH	NHP-1015 (350)	5	\$72.00	\$200.00	\$250.00	\$200.00

BASIN SAND LAYER / CY									
158095M	2022Q2	22107	OCEAN	NHP-0009 (328)	363	\$60.00	\$75.00	\$130.00	\$63.00

HISTORICAL BID PRICE LISTING
BY REGION

REGION: C

PAY ITEM	CALENDAR QUARTER	CONTRACT NUMBER	COUNTY LOCATION	PROJECT DESCRIPTION	BID QUANTITY	AWARD PRICE	SECOND BIDDER	THIRD BIDDER	ESTIMATE
DRUM / U									
159006M	(cont)	22403	MERCER	STATE	100	\$1.00	\$1.00	\$0.01	\$10.00
		20459	MERCER	NHP-D00S (454)	400	\$10.00	\$1.00	\$50.00	\$25.00
	2022Q1	22428	MERCER	100% STATE	25	\$150.00	\$0.01		\$1.50
		22404	MIDDLESEX	STATE	50	\$1.00	\$1.00	\$500.00	\$10.00
		22106	HUNTERDON	NHP-0179 (327)	80	\$100.00			\$50.00
		22404	MIDDLESEX	STATE	100	\$1.00	\$1.00	\$0.02	\$10.00
		22405	MONMOUTH	STATE	100	\$1.00	\$1.00	\$0.01	\$10.00
		22430	MERCER	100% STATE	100	\$0.01	\$0.01		\$5.00
	2022Q2	22116	MERCER	CRRSAA-FLEX-0027 (304)	60	\$0.01	\$0.01	\$62.00	\$50.00
		22121	MONMOUTH	NHP-1015 (350)	100	\$80.00	\$60.00	\$55.00	\$60.00
		22131	OCEAN	STBGP-D00S (595)	200	\$0.01	\$0.01		\$50.00
		22104	MERCER	NHP-0029 (328)	250	\$1.00			\$34.00
		22118	MIDDLESEX	NHP- 0018 (308)	250	\$1.00	\$1.00	\$1.00	\$50.00
		22112	MERCER	NHP-0029 (329)	346	\$58.00	\$1.00	\$65.00	\$50.00
		22113	SOMERSET	NHP-0022 (351)	350	\$1.00	\$1.00	\$1.00	\$50.00
		22108	MERCER	NHP-0029 (327)	420	\$7.50	\$65.00	\$75.00	\$50.00
		22107	OCEAN	NHP-0009 (328)	900	\$0.01	\$35.00	\$56.00	\$50.00

TRAFFIC CONE / U									
159009M	2021Q3	21130	MERCER	STBGP-0130 (327)	300	\$0.01	\$0.01	\$15.00	\$10.00
	2021Q4	22403	MERCER	STATE	250	\$1.00	\$0.01	\$16.00	\$10.00
		21454	MONMOUTH	STBGP-FLEX-D00S (502)	1,500	\$20.00	\$30.00		\$20.00
		22403	MERCER	STATE	2,000	\$1.00	\$1.00	\$0.01	\$10.00
		20459	MERCER	NHP-D00S (454)	3,000	\$5.00	\$0.25	\$20.00	\$20.00
		20466	MONMOUTH	NHP-D00S (456)	3,000	\$5.00	\$1.00	\$0.01	\$20.00
	2022Q1	22428	MERCER	100% STATE	150	\$20.00	\$0.01		\$1.50
		22404	MIDDLESEX	STATE	250	\$1.00	\$1.00	\$500.00	\$10.00
		22430	MERCER	100% STATE	250	\$0.01	\$0.01		\$5.00
		22106	HUNTERDON	NHP-0179 (327)	500	\$23.00			\$10.00
		22405	MONMOUTH	STATE	1,000	\$1.00	\$15.30	\$0.01	\$10.00
		22404	MIDDLESEX	STATE	2,000	\$1.00	\$1.00	\$0.02	\$10.00
	2022Q2	22121	MONMOUTH	NHP-1015 (350)	100	\$20.00	\$15.00	\$15.00	\$25.00

HISTORICAL BID PRICE LISTING
BY REGION

REGION: C

PAY ITEM	CALENDAR QUARTER	CONTRACT NUMBER	COUNTY LOCATION	PROJECT DESCRIPTION	BID QUANTITY	AWARD PRICE	SECOND BIDDER	THIRD BIDDER	ESTIMATE

TRAFFIC CONE / U									
159009M	(cont)	22116	MERCER	CRRSAA-FLEX-0027 (304	120	\$0.01	\$0.01	\$20.00	\$20.00
		22131	OCEAN	STBGP-D00S (595)	200	\$0.01	\$0.01		\$5.00
		22104	MERCER	NHP-0029 (328)	250	\$25.00			\$10.00
		22118	MIDDLESEX	NHP- 0018 (308)	500	\$1.00	\$17.75	\$15.00	\$15.00
		22113	SOMERSET	NHP-0022 (351)	700	\$17.25	\$15.00	\$1.00	\$22.00
		22108	MERCER	NHP-0029 (327)	850	\$3.00	\$12.00	\$18.00	\$15.00
		22107	OCEAN	NHP-0009 (328)	900	\$0.01	\$12.00	\$20.00	\$15.00

CONSTRUCTION SIGNS / SF									
159012M	2021Q3	21127	HUNTERDON	NHP-0078 (328)	550	\$25.00	\$35.00	\$25.00	\$10.00
		21136	MONMOUTH	100% STATE	1,085	\$13.80	\$20.00	\$13.00	\$20.00
		21134	MIDDLESEX	100% State	1,272	\$15.00	\$30.00	\$35.00	\$14.00
		21130	MERCER	STBGP-0130 (327)	1,400	\$0.01	\$15.00	\$24.00	\$15.00
	2021Q4	21454	MONMOUTH	STBGP-FLEX-D00S (502)	800	\$0.01	\$10.00		\$15.00
		20459	MERCER	NHP-D00S (454)	1,000	\$5.00	\$8.00	\$20.00	\$10.00
		20466	MONMOUTH	NHP-D00S (456)	1,000	\$18.00	\$1.00	\$0.01	\$10.00
		22403	MERCER	STATE	2,000	\$1.00	\$0.01	\$13.00	\$10.00
		22403	MERCER	STATE	6,000	\$1.00	\$1.00	\$0.03	\$10.00
	2022Q1	22430	MERCER	100% STATE	250	\$0.01	\$0.01		\$3.00
		22428	MERCER	100% STATE	1,000	\$0.01	\$0.01		\$1.50
		22404	MIDDLESEX	STATE	2,000	\$1.00	\$1.00	\$0.02	\$10.00
		22106	HUNTERDON	NHP-0179 (327)	3,910	\$21.60			\$15.00
		22405	MONMOUTH	STATE	5,000	\$14.60	\$1.00	\$5.00	\$10.00
		22404	MIDDLESEX	STATE	6,000	\$1.00	\$0.03	\$0.02	\$10.00
	2022Q2	22116	MERCER	CRRSAA-FLEX-0027 (304	421	\$15.00	\$20.00	\$11.00	\$25.00
		22121	MONMOUTH	NHP-1015 (350)	1,170	\$14.00	\$40.00	\$15.00	\$15.00
		22112	MERCER	NHP-0029 (329)	1,388	\$20.00	\$17.00	\$23.00	\$15.00
		22108	MERCER	NHP-0029 (327)	1,428	\$33.85	\$25.00	\$18.00	\$9.00
		22118	MIDDLESEX	NHP- 0018 (308)	1,433	\$16.50	\$14.50	\$15.75	\$9.00
		22104	MERCER	NHP-0029 (328)	1,715	\$22.80			\$17.00
		22131	OCEAN	STBGP-D00S (595)	1,879	\$16.00	\$0.01		\$10.00
		22113	SOMERSET	NHP-0022 (351)	3,644	\$14.00	\$14.60	\$1.00	\$11.00
		22107	OCEAN	NHP-0009 (328)	7,410	\$0.01	\$15.00	\$30.00	\$10.00

HISTORICAL BID PRICE LISTING
BY REGION

REGION: C

PAY ITEM	CALENDAR QUARTER	CONTRACT NUMBER	COUNTY LOCATION	PROJECT DESCRIPTION	BID QUANTITY	AWARD PRICE	SECOND BIDDER	THIRD BIDDER	ESTIMATE

CONSTRUCTION IDENTIFICATION SIGN, 4' X 8' / U									
159015M	2021Q3	21130	MERCER	STBGP-0130 (327)	2	\$0.01	\$900.00	\$850.00	\$1,100
		21134	MIDDLESEX	100% State	2	\$800	\$3,000	\$1,000	\$1,100
		21136	MONMOUTH	100% STATE	2	\$975	\$1,500	\$900	\$1,200
	2022Q1	22106	HUNTERDON	NHP-0179 (327)	2	\$2,000			\$1,300
	2022Q2	22104	MERCER	NHP-0029 (328)	2	\$1,500			\$1,500
		22107	OCEAN	NHP-0009 (328)	2	\$1,500	\$1,100	\$1,000	\$1,168
		22108	MERCER	NHP-0029 (327)	2	\$2,500	\$1,100	\$1,100	\$1,100
		22112	MERCER	NHP-0029 (329)	2	\$1,000	\$750	\$900	\$1,200
		22113	SOMERSET	NHP-0022 (351)	2	\$1,000	\$950	\$850	\$2,200
		22116	MERCER	CRRSAA-FLEX-0027 (304)	2	\$2,000	\$1,000	\$440	\$1,300
		22118	MIDDLESEX	NHP- 0018 (308)	2	\$870	\$1,000	\$1,100	\$1,300
		22121	MONMOUTH	NHP-1015 (350)	2	\$900	\$2,000	\$1,500	\$1,500
		22131	OCEAN	STBGP-D00S (595)	6	\$1,000	\$1,500		\$900.00

CONSTRUCTION IDENTIFICATION SIGN, 6' X 1' / U									
159018M	2021Q3	21127	HUNTERDON	NHP-0078 (328)	2	\$1,000	\$1,500	\$1,600	\$1,750

CONSTRUCTION BARRIER CURB / LF									
159021P	2021Q3	21136	MONMOUTH	100% STATE	1,398	\$33.00	\$100.00	\$100.00	\$85.00
		21134	MIDDLESEX	100% State	1,490	\$20.00	\$100.00	\$100.00	\$80.00
		21127	HUNTERDON	NHP-0078 (328)	4,920	\$90.00	\$120.00	\$65.00	\$99.00
	2022Q2	22121	MONMOUTH	NHP-1015 (350)	400	\$20.00	\$100.00	\$100.00	\$75.00
		22131	OCEAN	STBGP-D00S (595)	460	\$50.00	\$50.00		\$70.00
		22107	OCEAN	NHP-0009 (328)	2,546	\$20.00	\$40.00	\$60.00	\$60.00
		22108	MERCER	NHP-0029 (327)	2,920	\$7.50	\$32.00	\$50.00	\$68.00
		22112	MERCER	NHP-0029 (329)	5,500	\$80.00	\$1.00	\$40.00	\$110.00

FLASHING ARROW BOARD, 4' X 8' / U									
159027M	2021Q3	21130	MERCER	STBGP-0130 (327)	4	\$10	\$1,500	\$8,500	\$500.00

HISTORICAL BID PRICE LISTING
BY REGION

REGION: C

PAY ITEM	CALENDAR QUARTER	CONTRACT NUMBER	COUNTY LOCATION	PROJECT DESCRIPTION	BID QUANTITY	AWARD PRICE	SECOND BIDDER	THIRD BIDDER	ESTIMATE
FLASHING ARROW BOARD, 4' X 8' / U									
159027M	(cont)	21134	MIDDLESEX	100% State	4	\$1	\$3,000	\$1,000	\$800.00
		21136	MONMOUTH	100% STATE	6	\$0	\$2,500	\$2,100	\$1,500
		21127	HUNTERDON	NHP-0078 (328)	8	\$2,500	\$500	\$500	\$706.00
	2021Q4	20459	MERCER	NHP-D00S (454)	8	\$2,000	\$500	\$4,500	\$1,000
		20466	MONMOUTH	NHP-D00S (456)	8	\$1,182	\$250	\$0	\$1,000
		21454	MONMOUTH	STBGP-FLEX-D00S (502)	8	\$0	\$4,000		\$2,500
		22403	MERCER	STATE	8	\$100.00	\$1.00	\$0.02	\$1,000
	2022Q1	22428	MERCER	100% STATE	2	\$1	\$1,000		\$250.00
		22106	HUNTERDON	NHP-0179 (327)	4	\$1,200			\$2,000
		22430	MERCER	100% STATE	6	\$1.00	\$0.50		\$10.00
		22404	MIDDLESEX	STATE	8	\$100.00	\$100.00	\$2.00	\$1,000
		22405	MONMOUTH	STATE	8	\$1.00	\$50.00	\$0.01	\$1,000
	2022Q2	22104	MERCER	NHP-0029 (328)	2	\$5,000			\$331.00
		22108	MERCER	NHP-0029 (327)	2	\$3,500	\$3,000	\$5,400	\$1,500
		22116	MERCER	CRRSAA-FLEX-0027 (304)	2	\$250	\$0	\$2,735	\$1,700
		22118	MIDDLESEX	NHP- 0018 (308)	2	\$1,000	\$1,200	\$100	\$1,500
		22121	MONMOUTH	NHP-1015 (350)	2	\$630	\$6,000	\$2,000	\$1,500
		22112	MERCER	NHP-0029 (329)	4	\$250	\$2,500	\$2,500	\$1,600
		22131	OCEAN	STBGP-D00S (595)	4	\$0.01	\$0.01		\$1,500
		22107	OCEAN	NHP-0009 (328)	6	\$4,500	\$2,500	\$1,500	\$2,000
		22113	SOMERSET	NHP-0022 (351)	6	\$1.00	\$100.00	\$1.00	\$2,000

PORTABLE VARIABLE MESSAGE SIGN W/REMOTE / U									
159029M	2022Q2	22112	MERCER	NHP-0029 (329)	2	\$500	\$40,000	\$7,500	\$30,000

PORTABLE VARIABLE MESSAGE SIGN / U									
159030M	2021Q3	21136	MONMOUTH	100% STATE	2	\$17,000	\$6,000	\$7,950	\$10,000
		21130	MERCER	STBGP-0130 (327)	4	\$5,000	\$3,500	\$12,500	\$5,000
		21134	MIDDLESEX	100% State	4	\$5,000	\$5,000	\$1,000	\$3,500
		21127	HUNTERDON	NHP-0078 (328)	5	\$10,000	\$12,000	\$10,000	\$14,000
	2021Q4	21454	MONMOUTH	STBGP-FLEX-D00S (502)	6	\$1,000	\$6,000		\$3,500

HISTORICAL BID PRICE LISTING
BY REGION

REGION: C

PAY ITEM	CALENDAR QUARTER	CONTRACT NUMBER	COUNTY LOCATION	PROJECT DESCRIPTION	BID QUANTITY	AWARD PRICE	SECOND BIDDER	THIRD BIDDER	ESTIMATE

PORTABLE VARIABLE MESSAGE SIGN / U									
159030M	(cont)	20459	MERCER	NHP-D00S (454)	8	\$4,000	\$500	\$10,000	\$5,000
		20466	MONMOUTH	NHP-D00S (456)	8	\$3,850	\$250	\$0	\$5,000
		22403	MERCER	STATE	8	\$500	\$500	\$3,000	\$5,000
	2022Q1	22106	HUNTERDON	NHP-0179 (327)	4	\$18,000			\$4,575
		22404	MIDDLESEX	STATE	8	\$500.00	\$100.00	\$200.00	\$5,000
		22405	MONMOUTH	STATE	8	\$500.00	\$100.00	\$0.01	\$5,000
	2022Q2	22108	MERCER	NHP-0029 (327)	2	\$6,500	\$8,600	\$20,000	\$5,600
		22116	MERCER	CRRSAA-FLEX-0027 (304)	2	\$15,000	\$5,000	\$3,290	\$12,000
		22121	MONMOUTH	NHP-1015 (350)	2	\$13,200	\$10,000	\$8,000	\$5,000
		22104	MERCER	NHP-0029 (328)	3	\$18,000			\$4,412
		22113	SOMERSET	NHP-0022 (351)	4	\$5,000	\$2,500	\$1	\$8,000
		22131	OCEAN	STBGP-D00S (595)	5	\$0	\$15,000		\$5,700
		22107	OCEAN	NHP-0009 (328)	6	\$15,000	\$9,000	\$5,000	\$2,545
		22118	MIDDLESEX	NHP- 0018 (308)	8	\$1	\$3,000	\$100	\$1,400

TEMPORARY CRASH CUSHION, INERTIAL BARRIE / U									
159042M	2021Q3	21134	MIDDLESEX	100% State	2	\$2,500	\$4,000	\$4,000	\$6,000

TEMPORARY CRASH CUSHION, INERTIAL BARRIE / U									
159051M	2022Q2	22121	MONMOUTH	NHP-1015 (350)	1	\$5,000	\$5,000	\$10,000	\$10,000
		22107	OCEAN	NHP-0009 (328)	6	\$0	\$7,500	\$8,500	\$7,500

TEMPORARY CRASH CUSHION, INERTIAL BARRIE / U									
159054M	2021Q3	21127	HUNTERDON	NHP-0078 (328)	5	\$7,000	\$5,000	\$1	\$5,100

HISTORICAL BID PRICE LISTING
BY REGION

REGION: C

PAY ITEM	CALENDAR QUARTER	CONTRACT NUMBER	COUNTY LOCATION	PROJECT DESCRIPTION	BID QUANTITY	AWARD PRICE	SECOND BIDDER	THIRD BIDDER	ESTIMATE
TRAFFIC CONTROL TRUCK WITH MOUNTED CRASH / U									
159108M	2021Q3	21134	MIDDLESEX	100% State	2	\$10,000	\$20,000	\$2,500	\$10,000
		21130	MERCER	STBGP-0130 (327)	4	\$200	\$5,000	\$25,000	\$10,000
		21136	MONMOUTH	100% STATE	4	\$0	\$25,000	\$28,500	\$10,000
		21127	HUNTERDON	NHP-0078 (328)	6	\$5,000	\$54,000	\$1,000	\$10,000
	2021Q4	20459	MERCER	NHP-D00S (454)	8	\$5,000	\$1,000	\$15,000	\$15,000
		20466	MONMOUTH	NHP-D00S (456)	8	\$2,100	\$250	\$1	\$15,000
		21454	MONMOUTH	STBGP-FLEX-D00S (502)	8	\$20,000	\$20,000		\$20,000
		22403	MERCER	STATE	8	\$500.00	\$500.00	\$500.00	\$15,000
	2022Q1	22428	MERCER	100% STATE	2	\$25,000	\$5,000		\$250.00
		22430	MERCER	100% STATE	3	\$35,000	\$1		\$5.00
		22106	HUNTERDON	NHP-0179 (327)	4	\$7,500			\$10,000
		22404	MIDDLESEX	STATE	8	\$500.00	\$250.00	\$2.00	\$15,000
		22405	MONMOUTH	STATE	8	\$500	\$1,000	\$0	\$15,000
	2022Q2	22118	MIDDLESEX	NHP- 0018 (308)	1	\$18,500	\$25,000	\$25,000	\$10,000
		22104	MERCER	NHP-0029 (328)	2	\$10,000			\$10,000
		22108	MERCER	NHP-0029 (327)	2	\$25,000	\$17,000	\$57,000	\$10,000
		22112	MERCER	NHP-0029 (329)	2	\$1,000	\$45,000	\$35,000	\$10,000
		22116	MERCER	CRRSAA-FLEX-0027 (304)	2	\$5,000	\$0	\$5,000	\$12,000
		22121	MONMOUTH	NHP-1015 (350)	2	\$4,000	\$20,000	\$25,000	\$10,000
		22131	OCEAN	STBGP-D00S (595)	2	\$10,000	\$50,000		\$10,000
		22107	OCEAN	NHP-0009 (328)	4	\$75,000	\$15,000	\$7,500	\$10,000
		22113	SOMERSET	NHP-0022 (351)	4	\$14,500	\$5,000	\$1	\$10,000

REMOVABLE BLACK LINE MASKING TAPE, 6" / LF									
159114M	2021Q3	21136	MONMOUTH	100% STATE	100	\$3.16	\$3.00	\$3.00	\$4.00
	2022Q2	22112	MERCER	NHP-0029 (329)	10,000	\$2.60	\$1.10	\$1.25	\$1.50

TEMPORARY PAVEMENT MARKING TAPE, 4" / LF									
159120M	2021Q3	21136	MONMOUTH	100% STATE	1,100	\$2.25	\$2.00	\$2.00	\$2.00
	2022Q2	22112	MERCER	NHP-0029 (329)	10,000	\$1.90	\$1.00	\$1.00	\$3.00

HISTORICAL BID PRICE LISTING
BY REGION

REGION: C

PAY ITEM	CALENDAR QUARTER	CONTRACT NUMBER	COUNTY LOCATION	PROJECT DESCRIPTION	BID QUANTITY	AWARD PRICE	SECOND BIDDER	THIRD BIDDER	ESTIMATE

TEMPORARY TRAFFIC STRIPES, 4" / LF									
159126M	2021Q3	21134	MIDDLESEX	100% State	10,830	\$0.25	\$0.50	\$0.25	\$0.70
	2022Q2	22112	MERCER	NHP-0029 (329)	107,102	\$0.26	\$0.25	\$0.55	\$0.50

TEMPORARY PAVEMENT MARKINGS / SF									
159132M	2021Q3	21134	MIDDLESEX	100% State	50	\$3.00	\$5.00	\$3.30	\$5.00

TEMPORARY PAVEMENT MARKERS / U									
159135M	2022Q2	22121	MONMOUTH	NHP-1015 (350)	60	\$50.00	\$25.00	\$5.00	\$2.00

HMA PATCH / T									
159138M	2021Q3	21134	MIDDLESEX	100% State	4	\$500.00	\$500.00	\$200.00	\$220.00
		21127	HUNTERDON	NHP-0078 (328)	20	\$500.00	\$850.00	\$500.00	\$260.00
		21130	MERCER	STBGP-0130 (327)	23	\$0.01	\$200.00	\$300.00	\$130.00
		21136	MONMOUTH	100% STATE	50	\$0.01	\$400.00	\$150.00	\$250.00
	2021Q4	22403	MERCER	STATE	100	\$100.00	\$1.00	\$300.00	\$150.00
		20466	MONMOUTH	NHP-D00S (456)	156	\$120.00	\$450.00	\$915.00	\$250.00
	2022Q1	22106	HUNTERDON	NHP-0179 (327)	26	\$1,002			\$260.00
		22404	MIDDLESEX	STATE	100	\$100.00	\$70.00	\$0.02	\$150.00
		22405	MONMOUTH	STATE	150	\$100.00	\$250.00	\$0.01	\$150.00
	2022Q2	22116	MERCER	CRRSAA-FLEX-0027 (304)	10	\$0.01	\$400.00	\$85.00	\$200.00
		22118	MIDDLESEX	NHP- 0018 (308)	15	\$50.00	\$175.00	\$100.00	\$250.00
		22104	MERCER	NHP-0029 (328)	23	\$800.00			\$136.00
		22131	OCEAN	STBGP-D00S (595)	25	\$400.00	\$200.00		\$84.00
		22108	MERCER	NHP-0029 (327)	100	\$275.00	\$350.00	\$110.00	\$84.00
		22107	OCEAN	NHP-0009 (328)	120	\$0.01	\$210.00	\$150.00	\$80.00
		22113	SOMERSET	NHP-0022 (351)	150	\$150.00	\$100.00	\$1.00	\$325.00

TRAFFIC DIRECTOR, FLAGGER / HOUR									
159141M	2021Q3	21134	MIDDLESEX	100% State	250	\$100.00	\$50.00	\$0.50	\$50.00

HISTORICAL BID PRICE LISTING
BY REGION

REGION: C

PAY ITEM	CALENDAR QUARTER	CONTRACT NUMBER	COUNTY LOCATION	PROJECT DESCRIPTION	BID QUANTITY	AWARD PRICE	SECOND BIDDER	THIRD BIDDER	ESTIMATE

TRAFFIC DIRECTOR, FLAGGER / HOUR									
159141M	2021Q4	20466	MONMOUTH	NHP-D00S (456)	200	\$100.00	\$100.00	\$125.00	\$60.00
		20459	MERCER	NHP-D00S (454)	250	\$100.00	\$1.00	\$90.00	\$60.00
		21454	MONMOUTH	STBGP-FLEX-D00S (502)	750	\$0.01	\$3.00		\$75.00
		22403	MERCER	STATE	1,000	\$1.00	\$1.00	\$105.00	\$70.00
		22403	MERCER	STATE	1,318	\$1.00	\$1.00	\$0.01	\$70.00
	2022Q1	22106	HUNTERDON	NHP-0179 (327)	520	\$137.00			\$80.00
		22404	MIDDLESEX	STATE	1,000	\$1.00	\$1.00	\$0.02	\$70.00
		22404	MIDDLESEX	STATE	1,252	\$1.00	\$1.00	\$2.00	\$70.00
		22405	MONMOUTH	STATE	2,155	\$1.00	\$0.02	\$0.01	\$70.00
	2022Q2	22116	MERCER	CRRSAA-FLEX-0027 (304)	80	\$135.00	\$0.01	\$148.00	\$90.00
		22121	MONMOUTH	NHP-1015 (350)	250	\$110.00	\$100.00	\$100.00	\$81.00
		22108	MERCER	NHP-0029 (327)	300	\$12.00	\$13.00	\$95.00	\$75.00
		22104	MERCER	NHP-0029 (328)	1,000	\$142.00			\$62.00
		22107	OCEAN	NHP-0009 (328)	1,000	\$125.00	\$100.00	\$0.01	\$60.00

EMERGENCY TOWING SERVICE / U									
159144M	2021Q3	21136	MONMOUTH	100% STATE	1	\$0	\$1	\$1,000	\$300.00
		21134	MIDDLESEX	100% State	2	\$250.00	\$100.00	\$300.00	\$200.00
		21127	HUNTERDON	NHP-0078 (328)	4	\$500	\$1,200	\$1,500	\$300.00
	2021Q4	22403	MERCER	STATE	1	\$100.00	\$1.00	\$525.00	\$5,000
	2022Q1	22404	MIDDLESEX	STATE	1	\$100.00	\$550.00	\$2.00	\$5,000
		22405	MONMOUTH	STATE	1	\$100.00	\$500.00	\$0.01	\$5,000
	2022Q2	22107	OCEAN	NHP-0009 (328)	4	\$150.00	\$500.00	\$300.00	\$250.00
		22116	MERCER	CRRSAA-FLEX-0027 (304)	5	\$25.00	\$0.01	\$250.00	\$500.00
		22108	MERCER	NHP-0029 (327)	10	\$250.00	\$150.00	\$335.00	\$100.00
		22118	MIDDLESEX	NHP- 0018 (308)	10	\$1.00	\$1.00	\$1.00	\$100.00

SNOW REMOVAL / LS									
159190M	2021Q3	21127	HUNTERDON	NHP-0078 (328)	1	\$5,000	\$3,700	\$10,000	\$50,000

HISTORICAL BID PRICE LISTING
 BY REGION

REGION: C

PAY ITEM	CALENDAR QUARTER	CONTRACT NUMBER	COUNTY LOCATION	PROJECT DESCRIPTION	BID QUANTITY	AWARD PRICE	SECOND BIDDER	THIRD BIDDER	ESTIMATE
SNOW REMOVAL / LS									
159190M	(cont)	21134	MIDDLESEX	100% State	1	\$500	\$5,000	\$150	\$17,000
		21136	MONMOUTH	100% STATE	1	\$0	\$30,000	\$5,000	\$10,000
	2022Q2	22108	MERCER	NHP-0029(327)	1	\$500	\$2,000	\$10,000	\$15,000

HISTORICAL BID PRICE LISTING
 BY REGION

REGION: C

PAY ITEM	CALENDAR QUARTER	CONTRACT NUMBER	COUNTY LOCATION	PROJECT DESCRIPTION	BID QUANTITY	AWARD PRICE	SECOND BIDDER	THIRD BIDDER	ESTIMATE

TEMP CRASH CUSH, COMP BAR, TYPE 2, NARR / U									
159200M	2021Q3	21136	MONMOUTH	100% STATE	6	\$26,000	\$25,000	\$14,000	\$12,500

TEMP CRASH CUSH, COMP, TYPE 3, NARROW / U									
159212M	2022Q2	22131	OCEAN	STBGP-D00S (595)	1	\$4,857	\$7,500		\$16,200
		22108	MERCER	NHP-0029 (327)	2	\$12,750	\$11,000	\$30,000	\$17,000
		22112	MERCER	NHP-0029 (329)	2	\$8,000	\$9,000	\$20,000	\$17,000
		22107	OCEAN	NHP-0009 (328)	8	\$4,000	\$30,000	\$25,000	\$9,510

HISTORICAL BID PRICE LISTING
BY REGION

REGION: C

PAY ITEM	CALENDAR QUARTER	CONTRACT NUMBER	COUNTY LOCATION	PROJECT DESCRIPTION	BID QUANTITY	AWARD PRICE	SECOND BIDDER	THIRD BIDDER	ESTIMATE
TRAFFIC STRIPES, LATEX, 4" / LF									
159300M	2021Q3	21136	MONMOUTH	100% STATE	500	\$1.15	\$1.00	\$1.00	\$1.00
		21130	MERCER	STBGP-0130 (327)	77,400	\$0.30	\$0.35	\$0.19	\$0.25
	2021Q4	20466	MONMOUTH	NHP-D00S (456)	1,000	\$2.00	\$5.10	\$2.00	\$4.00
		22403	MERCER	STATE	150,000	\$0.56	\$0.20	\$0.22	\$0.28
		22403	MERCER	STATE	256,302	\$0.01	\$0.01	\$0.22	\$0.30
	2022Q1	22404	MIDDLESEX	STATE	112,227	\$0.23	\$0.22	\$2.00	\$0.30
		22404	MIDDLESEX	STATE	150,000	\$0.23	\$0.23	\$2.00	\$0.28
		22106	HUNTERDON	NHP-0179 (327)	402,300	\$0.36	\$0.36	\$0.45	\$0.45
		22405	MONMOUTH	STATE	502,902	\$0.21	\$0.21	\$0.20	\$0.30
	2022Q2	22108	MERCER	NHP-0029 (327)	1,200	\$1.25	\$1.40	\$1.73	\$0.40
		22121	MONMOUTH	NHP-1015 (350)	1,200	\$2.00	\$1.50	\$2.00	\$1.00
		22116	MERCER	CRRSAA-FLEX-0027 (304	4,320	\$0.20	\$0.30	\$0.26	\$0.75
		22131	OCEAN	STBGP-D00S (595)	53,700	\$0.30	\$0.25	\$0.40	\$0.40
		22118	MIDDLESEX	NHP- 0018 (308)	125,140	\$0.27	\$0.22	\$0.21	\$0.30
		22107	OCEAN	NHP-0009 (328)	376,000	\$0.15	\$0.40	\$0.22	\$0.30
		22113	SOMERSET	NHP-0022 (351)	432,000	\$0.22	\$0.21	\$0.27	\$0.33
22104		MERCER	NHP-0029 (328)	444,450	\$0.17			\$0.50	

TRAFFIC STRIPES, LATEX, 6" / LF									
159301M	2021Q4	22403	MERCER	STATE	37,500	\$0.31	\$0.25	\$0.27	\$0.43
	2022Q1	22404	MIDDLESEX	STATE	37,500	\$0.23	\$0.25	\$0.02	\$0.43
	2022Q2	22108	MERCER	NHP-0029 (327)	600	\$1.90	\$2.10	\$1.90	\$0.50

TRAFFIC STRIPES, LATEX, 8" / LF									
159302M	2021Q4	22403	MERCER	STATE	10,000	\$0.34	\$0.25	\$0.27	\$0.55
		22403	MERCER	STATE	23,212	\$0.01	\$0.01	\$0.27	\$0.50
	2022Q1	22106	HUNTERDON	NHP-0179 (327)	9,000	\$0.36			\$0.40
		22404	MIDDLESEX	STATE	10,000	\$0.26	\$0.01	\$0.02	\$0.55

HISTORICAL BID PRICE LISTING
BY REGION

REGION: C

PAY ITEM	CALENDAR QUARTER	CONTRACT NUMBER	COUNTY LOCATION	PROJECT DESCRIPTION	BID QUANTITY	AWARD PRICE	SECOND BIDDER	THIRD BIDDER	ESTIMATE

TRAFFIC STRIPES, LATEX, 8" / LF									
159302M	(cont)	22404	MIDDLESEX	STATE	16,087	\$0.26	\$0.22	\$0.02	\$0.50
		22405	MONMOUTH	STATE	56,482	\$0.01	\$0.28	\$0.25	\$0.50
	2022Q2	22116	MERCER	CRRSAA-FLEX-0027 (304	200	\$0.20	\$0.30	\$0.35	\$1.00
		22131	OCEAN	STBGP-D00S (595)	4,200	\$0.55	\$0.25		\$0.50
		22107	OCEAN	NHP-0009 (328)	21,700	\$0.15	\$0.40	\$0.22	\$0.50

TRAFFIC MARKINGS LINES, LATEX, 4" / LF									
159310M	2021Q4	22403	MERCER	STATE	500	\$0.52	\$1.00	\$1.10	\$0.55
	2022Q1	22404	MIDDLESEX	STATE	500	\$1.05	\$0.50	\$0.02	\$0.55

TRAFFIC MARKINGS LINES, LATEX, 8" / LF									
159312M	2021Q4	22403	MERCER	STATE	500	\$1.05	\$1.00	\$1.10	\$0.83
		22403	MERCER	STATE	7,370	\$0.01	\$0.01	\$0.27	\$0.50
	2022Q1	22404	MIDDLESEX	STATE	500	\$1.05	\$0.75	\$0.02	\$0.83
		22404	MIDDLESEX	STATE	1,176	\$0.26	\$0.22	\$0.02	\$0.50
		22106	HUNTERDON	NHP-0179 (327)	1,350	\$0.60			\$0.40
		22405	MONMOUTH	STATE	19,914	\$0.01	\$0.28	\$0.25	\$0.50
	2022Q2	22116	MERCER	CRRSAA-FLEX-0027 (304	460	\$0.20	\$0.40	\$0.35	\$1.00
		22108	MERCER	NHP-0029 (327)	600	\$2.50	\$2.80	\$2.35	\$0.60
		22131	OCEAN	STBGP-D00S (595)	3,070	\$0.80	\$0.25		\$0.60
		22118	MIDDLESEX	NHP- 0018 (308)	11,330	\$0.01	\$0.22	\$0.01	\$0.40
		22107	OCEAN	NHP-0009 (328)	15,644	\$0.15	\$0.40	\$0.22	\$0.50
		22113	SOMERSET	NHP-0022 (351)	31,600	\$0.28	\$0.01	\$0.04	\$0.38

TRAFFIC MARKINGS LINES, LATEX, 12" / LF									
159313M	2021Q3	21130	MERCER	STBGP-0130 (327)	1,200	\$0.01	\$0.50	\$0.25	\$1.00
	2022Q2	22118	MIDDLESEX	NHP- 0018 (308)	110	\$0.05	\$0.22	\$0.01	\$0.50

HISTORICAL BID PRICE LISTING
BY REGION

REGION: C

PAY ITEM	CALENDAR QUARTER	CONTRACT NUMBER	COUNTY LOCATION	PROJECT DESCRIPTION	BID QUANTITY	AWARD PRICE	SECOND BIDDER	THIRD BIDDER	ESTIMATE

TRAFFIC MARKINGS LINES, LATEX, 12" / LF									
159313M	(cont)	22113	SOMERSET	NHP-0022 (351)	800	\$0.39	\$0.01	\$0.03	\$0.50
		22104	MERCER	NHP-0029 (328)	825	\$0.60			\$1.00

TRAFFIC MARKINGS LINES, LATEX, 24" / LF									
159314M	2021Q3	21130	MERCER	STBGP-0130 (327)	1,600	\$0.01	\$2.00	\$1.80	\$1.00
	2021Q4	22403	MERCER	STATE	2,500	\$1.57	\$1.50	\$1.60	\$3.30
		22403	MERCER	STATE	13,916	\$0.01	\$0.25	\$1.60	\$1.70
	2022Q1	22404	MIDDLESEX	STATE	2,500	\$1.57	\$1.00	\$0.02	\$3.30
		22106	HUNTERDON	NHP-0179 (327)	3,000	\$1.20			\$1.50
		22404	MIDDLESEX	STATE	8,835	\$1.57	\$0.75	\$0.02	\$1.70
		22405	MONMOUTH	STATE	21,846	\$0.01	\$1.60	\$1.50	\$1.70
	2022Q2	22108	MERCER	NHP-0029 (327)	300	\$7.50	\$8.30	\$4.91	\$3.00
		22116	MERCER	CRRSAA-FLEX-0027 (304)	380	\$1.00	\$1.15	\$1.10	\$2.00
		22104	MERCER	NHP-0029 (328)	600	\$0.72			\$2.00
		22131	OCEAN	STBGP-D00S (595)	2,700	\$2.35	\$1.75		\$1.50
		22118	MIDDLESEX	NHP- 0018 (308)	4,460	\$0.05	\$1.65	\$0.01	\$0.60
		22113	SOMERSET	NHP-0022 (351)	9,000	\$0.43	\$0.01	\$0.02	\$0.70
		22107	OCEAN	NHP-0009 (328)	19,692	\$1.00	\$0.90	\$1.10	\$1.50

TRAFFIC MARKINGS SYMBOLS, LATEX / SF									
159320M	2021Q3	21130	MERCER	STBGP-0130 (327)	550	\$0.01	\$3.25	\$3.00	\$0.50
	2021Q4	22403	MERCER	STATE	1,250	\$2.62	\$3.00	\$3.25	\$5.50
		22403	MERCER	STATE	6,150	\$0.01	\$0.25	\$3.25	\$1.70
	2022Q1	22404	MIDDLESEX	STATE	1,172	\$3.15	\$1.00	\$0.02	\$1.70
		22404	MIDDLESEX	STATE	1,250	\$3.15	\$1.25	\$0.02	\$5.50
		22106	HUNTERDON	NHP-0179 (327)	3,750	\$1.32			\$2.00
		22405	MONMOUTH	STATE	9,546	\$0.01	\$3.15	\$3.00	\$1.70
	2022Q2	22116	MERCER	CRRSAA-FLEX-0027 (304)	190	\$1.50	\$1.15	\$1.10	\$4.00

HISTORICAL BID PRICE LISTING
 BY REGION

REGION: C

PAY ITEM	CALENDAR QUARTER	CONTRACT NUMBER	COUNTY LOCATION	PROJECT DESCRIPTION	BID QUANTITY	AWARD PRICE	SECOND BIDDER	THIRD BIDDER	ESTIMATE
-----	-----	-----	-----	-----	-----	-----	-----	-----	-----
TRAFFIC MARKINGS	SYMBOLS,	LATEX / SF							
159320M	(cont)	22131	OCEAN	STBGP-D00S (595)	710	\$3.30	\$4.00		\$2.00
		22118	MIDDLESEX	NHP- 0018 (308)	4,540	\$0.10	\$2.75	\$0.01	\$0.90
		22113	SOMERSET	NHP-0022 (351)	13,000	\$0.59	\$0.01	\$0.05	\$0.60
		22107	OCEAN	NHP-0009 (328)	14,788	\$1.50	\$1.20	\$1.65	\$2.00

HISTORICAL BID PRICE LISTING
BY REGION

REGION: C

PAY ITEM	CALENDAR QUARTER	CONTRACT NUMBER	COUNTY LOCATION	PROJECT DESCRIPTION	BID QUANTITY	AWARD PRICE	SECOND BIDDER	THIRD BIDDER	ESTIMATE
FUEL PRICE ADJUSTMENT / DOLL									
160004M	2021Q3	21127	HUNTERDON	NHP-0078 (328)	1	\$44,200	\$44,200	\$44,200	\$44,200
		21130	MERCER	STBGP-0130 (327)	1	\$400.00	\$400.00	\$400.00	\$400.00
		21134	MIDDLESEX	100% State	1	\$3,400	\$3,400	\$3,400	\$3,400
		21136	MONMOUTH	100% STATE	1	\$1,000	\$1,000	\$1,000	\$1,000
	2021Q4	22403	MERCER	STATE	68,400	\$1.00	\$1.00	\$1.00	\$1.00
	2022Q1	22404	MIDDLESEX	STATE	53,600	\$1.00	\$1.00	\$1.00	\$1.00
		22405	MONMOUTH	STATE	83,800	\$1.00	\$1.00	\$1.00	\$1.00
	2022Q2	22104	MERCER	NHP-0029 (328)	1	\$100.00			\$100.00
		22107	OCEAN	NHP-0009 (328)	1	\$142,600	\$142,600	\$142,600	\$142,600
		22108	MERCER	NHP-0029 (327)	1	\$600.00	\$600.00	\$600.00	\$600.00
		22112	MERCER	NHP-0029 (329)	1	\$14,200	\$14,200	\$14,200	\$14,200
		22113	SOMERSET	NHP-0022 (351)	1	\$35,100	\$35,100	\$35,100	\$35,100
		22116	MERCER	CRRSAA-FLEX-0027 (304)	1	\$400.00	\$400.00	\$400.00	\$400.00
		22118	MIDDLESEX	NHP- 0018 (308)	1	\$5,600	\$5,600	\$5,600	\$5,600
		22121	MONMOUTH	NHP-1015 (350)	1	\$800.00	\$800.00	\$800.00	\$800.00
		22131	OCEAN	STBGP-D00S (595)	1	\$11,000	\$11,000	\$11,000	\$11,000

ASPHALT PRICE ADJUSTMENT / DOLL									
160007M	2021Q3	21127	HUNTERDON	NHP-0078 (328)	1	\$13,400	\$13,400	\$13,400	\$13,400
		21130	MERCER	STBGP-0130 (327)	1	\$10,400	\$10,400	\$10,400	\$10,400
		21134	MIDDLESEX	100% State	1	\$4,700	\$4,700	\$4,700	\$4,700
	2021Q4	22403	MERCER	STATE	119,300	\$1.00	\$1.00	\$1.00	\$1.00
	2022Q1	22106	HUNTERDON	NHP-0179 (327)	1	\$100.00			\$100.00
		22404	MIDDLESEX	STATE	101,300	\$1.00	\$1.00	\$1.00	\$1.00
		22405	MONMOUTH	STATE	163,400	\$1.00	\$1.00	\$1.00	\$1.00
	2022Q2	22104	MERCER	NHP-0029 (328)	1	\$100.00			\$100.00
		22107	OCEAN	NHP-0009 (328)	1	\$302,600	\$302,600	\$302,600	\$302,600
		22108	MERCER	NHP-0029 (327)	1	\$500.00	\$500.00	\$500.00	\$500.00
		22112	MERCER	NHP-0029 (329)	1	\$11,400	\$11,400	\$11,400	\$11,400
		22113	SOMERSET	NHP-0022 (351)	1	\$47,200	\$47,200	\$47,200	\$47,200

HISTORICAL BID PRICE LISTING
 BY REGION

REGION: C

PAY ITEM	CALENDAR QUARTER	CONTRACT NUMBER	COUNTY LOCATION	PROJECT DESCRIPTION	BID QUANTITY	AWARD PRICE	SECOND BIDDER	THIRD BIDDER	ESTIMATE
-----	-----	-----	-----	-----	-----	-----	-----	-----	-----
ASPHALT PRICE ADJUSTMENT / DOLL									
160007M	(cont)	22116	MERCER	CRRSAA-FLEX-0027 (304	1	\$600.00	\$600.00	\$600.00	\$600.00
		22118	MIDDLESEX	NHP- 0018 (308)	1	\$11,900	\$11,900	\$11,900	\$11,900
		22121	MONMOUTH	NHP-1015 (350)	1	\$900.00	\$900.00	\$900.00	\$900.00
		22131	OCEAN	STBGP-D00S (595)	1	\$22,200	\$22,200		\$22,200

HISTORICAL BID PRICE LISTING
BY REGION

REGION: C

PAY ITEM	CALENDAR QUARTER	CONTRACT NUMBER	COUNTY LOCATION	PROJECT DESCRIPTION	BID QUANTITY	AWARD PRICE	SECOND BIDDER	THIRD BIDDER	ESTIMATE
FINAL CLEANUP / LS									
161003P	2021Q3	21127	HUNTERDON	NHP-0078 (328)	1	\$20,000	\$30,000	\$15,000	\$27,000
		21130	MERCER	STBGP-0130 (327)	1	\$1	\$7,500	\$15,000	\$8,500
		21134	MIDDLESEX	100% State	1	\$100	\$5,000	\$7,500	\$25,000
		21136	MONMOUTH	100% STATE	1	\$0	\$2,500	\$6,000	\$20,000
	2021Q4	20459	MERCER	NHP-D00S (454)	1	\$14,000	\$5,000	\$20,000	\$5,000
		20459	MERCER	NHP-D00S (454)	1	\$10,000	\$5,000	\$15,000	\$5,000
		20459	MERCER	NHP-D00S (454)	1	\$6,200	\$5,000	\$10,000	\$5,000
		20459	MERCER	NHP-D00S (454)	1	\$8,000	\$5,000	\$10,000	\$5,000
		20459	MERCER	NHP-D00S (454)	1	\$8,000	\$5,000	\$10,000	\$5,000
		20459	MERCER	NHP-D00S (454)	1	\$6,000	\$5,000	\$10,000	\$5,000
		20459	MERCER	NHP-D00S (454)	1	\$6,000	\$5,000	\$10,000	\$5,000
		20459	MERCER	NHP-D00S (454)	1	\$14,000	\$5,000	\$15,000	\$5,000
		20459	MERCER	NHP-D00S (454)	1	\$14,000	\$5,000	\$20,000	\$5,000
		20459	MERCER	NHP-D00S (454)	1	\$14,000	\$5,000	\$15,000	\$5,000
		20459	MERCER	NHP-D00S (454)	1	\$10,000	\$5,000	\$10,000	\$5,000
		22403	MERCER	STATE	1	\$5,000	\$5,000	\$20,000	\$5,000
	2022Q1	22106	HUNTERDON	NHP-0179 (327)	1	\$38,000			\$8,500
		22404	MIDDLESEX	STATE	1	\$10,000	\$5,000	\$2	\$5,000
		22405	MONMOUTH	STATE	1	\$64,500	\$5,500	\$20,000	\$5,000
	2022Q2	22104	MERCER	NHP-0029 (328)	1	\$38,000			\$8,500
		22107	OCEAN	NHP-0009 (328)	1	\$100,000	\$15,000	\$25,000	\$30,000
		22108	MERCER	NHP-0029 (327)	1	\$14,500	\$5,500	\$1	\$8,500
		22112	MERCER	NHP-0029 (329)	1	\$10,000	\$100	\$10,000	\$27,000
		22113	SOMERSET	NHP-0022 (351)	1	\$9,500	\$5,000	\$3,000	\$15,000
		22116	MERCER	CRRSAA-FLEX-0027 (304)	1	\$15,500	\$25,000	\$5,600	\$7,000
		22118	MIDDLESEX	NHP- 0018 (308)	1	\$2,000	\$10,000	\$5,000	\$8,500
		22121	MONMOUTH	NHP-1015 (350)	1	\$15,000	\$12,000	\$2,500	\$10,000
		22131	OCEAN	STBGP-D00S (595)	1	\$25,000	\$20,000		\$8,500

HISTORICAL BID PRICE LISTING
 BY REGION

REGION: C

PAY ITEM -----	CALENDAR QUARTER	CONTRACT NUMBER	COUNTY LOCATION	PROJECT DESCRIPTION	BID QUANTITY	AWARD PRICE	SECOND BIDDER	THIRD BIDDER	ESTIMATE -----
VIBRATION MONITORING / LS									
162006P	2021Q3	21134	MIDDLESEX	100% State	1	\$15,000	\$10,000	\$187,000	\$36,000
	2022Q2	22112	MERCER	NHP-0029 (329)	1	\$170,000	\$25,000	\$75,000	\$60,000
		22121	MONMOUTH	NHP-1015 (350)	1	\$23,500	\$18,000	\$25,000	\$20,000

HISTORICAL BID PRICE LISTING
BY REGION

REGION: C

PAY ITEM	CALENDAR QUARTER	CONTRACT NUMBER	COUNTY LOCATION	PROJECT DESCRIPTION	BID QUANTITY	AWARD PRICE	SECOND BIDDER	THIRD BIDDER	ESTIMATE	
CLEARING SITE / LS										
201003P	2021Q3	21127	HUNTERDON	NHP-0078 (328)	1	\$350,000	\$350,000	\$350,000	\$350,000	
		21130	MERCER	STBGP-0130 (327)	1	\$40,000	\$40,000	\$40,000	\$40,000	
		21134	MIDDLESEX	100% State	1	\$275,000	\$275,000	\$275,000	\$275,000	
		21136	MONMOUTH	100% STATE	1	\$25,000	\$150,000	\$150,000	\$150,000	
	2021Q4	20466	MONMOUTH	NHP-D00S (456)	1	\$20,000	\$25,000	\$24,000	\$72,000	
		22403	MERCER	STATE	1	\$40,000	\$5,000	\$5,000	\$20,000	
	2022Q1	22106	HUNTERDON	NHP-0179 (327)	1	\$40,000			\$40,000	
		22404	MIDDLESEX	STATE	1	\$5,000	\$5,000	\$5,000	\$20,000	
		22405	MONMOUTH	STATE	1	\$5,000	\$5,000	\$5,000	\$20,000	
	2022Q2	22104	MERCER	NHP-0029 (328)	1	\$40,000			\$40,000	
		22107	OCEAN	NHP-0009 (328)	1	\$1,829,145	\$1,600,000	\$1,238,577	\$500,000	
		22108	MERCER	NHP-0029 (327)	1	\$37,500	\$40,000	\$50,000	\$40,000	
		22112	MERCER	NHP-0029 (329)	1	\$325,000	\$325,000	\$325,000	\$325,000	
		22113	SOMERSET	NHP-0022 (351)	1	\$24,750	\$5,000	\$5,000	\$60,000	
		22116	MERCER	CRRSAA-FLEX-0027 (304)	1	\$32,364	\$34,000	\$25,000	\$25,000	
		22118	MIDDLESEX	NHP- 0018 (308)	1	\$4,000	\$40,000	\$5,000	\$40,000	
		22121	MONMOUTH	NHP-1015 (350)	1	\$50,000	\$50,000	\$50,000	\$50,000	
		22131	OCEAN	STBGP-D00S (595)	1	\$40,000	\$40,000		\$40,000	

	CLEARING SITE, BRIDGE () / LS									
201006P	2021Q3	21134	MIDDLESEX	100% State	1	\$750,000	\$760,000	\$760,000	\$760,000	
		21136	MONMOUTH	100% STATE	1	\$375,000	\$375,000	\$375,000	\$200,000	
	2022Q2	22121	MONMOUTH	NHP-1015 (350)	1	\$150,000	\$165,000	\$165,000	\$165,000	

CLEARING SITE, STRUCTURE () / LS										
201009P	2021Q3	21134	MIDDLESEX	100% State	1	\$50,000	\$59,000	\$59,000	\$59,000	
	2022Q2	22112	MERCER	NHP-0029 (329)	1	\$726,000	\$726,000	\$726,000	\$726,000	

DEMOLITION (), PARCEL () / U										
201033M	2022Q2	22107	OCEAN	NHP-0009 (328)	1	\$65,000	\$30,000	\$125,000	\$8,000	

HISTORICAL BID PRICE LISTING
 BY REGION

REGION: C

PAY ITEM	CALENDAR QUARTER	CONTRACT NUMBER	COUNTY LOCATION	PROJECT DESCRIPTION	BID QUANTITY	AWARD PRICE	SECOND BIDDER	THIRD BIDDER	ESTIMATE
ASBESTOS REMOVAL, BRIDGE NO. ____ / LS									
201037P	2021Q3	21136	MONMOUTH	100% STATE	1	\$40,250	\$20,000	\$10,000	\$32,000

TEMPORARY SHIELDING / LS									
201039P	2021Q3	21134	MIDDLESEX	100% State	1	\$10,000	\$800,000	\$852,000	\$262,000
		21136	MONMOUTH	100% STATE	1	\$700,000	\$700,000	\$529,000	\$395,000

TEMPORARY DECK SUPPORT / LS									
201070P	2021Q3	21136	MONMOUTH	100% STATE	1	\$0	\$50,000	\$50,000	\$10,000

HISTORICAL BID PRICE LISTING
BY REGION

REGION: C

PAY ITEM	CALENDAR QUARTER	CONTRACT NUMBER	COUNTY LOCATION	PROJECT DESCRIPTION	BID QUANTITY	AWARD PRICE	SECOND BIDDER	THIRD BIDDER	ESTIMATE

STRIPPING / ACRE									
202003P	2021Q3	21134	MIDDLESEX	100% State	1	\$1	\$1,000	\$27,000	\$5,200
		21136	MONMOUTH	100% STATE	1	\$0	\$1	\$5,000	\$10,000
	2022Q2	22112	MERCER	NHP-0029 (329)	1	\$30,000	\$50,000	\$25,000	\$2,900
		22107	OCEAN	NHP-0009 (328)	14	\$5,000	\$14,000	\$20,000	\$7,000

EXCAVATION, TEST PIT / CY									
202006M	2021Q3	21134	MIDDLESEX	100% State	21	\$450.00	\$500.00	\$200.00	\$200.00
		21127	HUNTERDON	NHP-0078 (328)	200	\$50.00	\$10.00	\$50.00	\$15.00
	2022Q1	22428	MERCER	100% STATE	65	\$50.00	\$100.00		\$100.00
	2022Q2	22131	OCEAN	STBGP-D00S (595)	3	\$2,000	\$15,000		\$235.00
		22121	MONMOUTH	NHP-1015 (350)	5	\$600.00	\$500.00	\$200.00	\$300.00
		22116	MERCER	CRRSAA-FLEX-0027 (304)	10	\$300.00	\$400.00	\$414.00	\$400.00
		22107	OCEAN	NHP-0009 (328)	11	\$750.00	\$750.00	\$250.00	\$115.00
		22112	MERCER	NHP-0029 (329)	50	\$150.00	\$700.00	\$400.00	\$135.00
	22108	MERCER	NHP-0029 (327)	260	\$75.00	\$250.00	\$100.00	\$77.00	

EXCAVATION, UNCLASSIFIED / CY									
202009P	2021Q3	21136	MONMOUTH	100% STATE	47	\$125.00	\$200.00	\$40.00	\$80.00
		21134	MIDDLESEX	100% State	305	\$75.00	\$200.00	\$80.00	\$40.00
		21136	MONMOUTH	100% STATE	561	\$35.00	\$40.00	\$100.00	\$60.00
		21134	MIDDLESEX	100% State	1,015	\$45.00	\$50.00	\$40.00	\$40.00
		21134	MIDDLESEX	100% State	1,252	\$55.00	\$50.00	\$45.00	\$40.00
		21134	MIDDLESEX	100% State	1,404	\$30.00	\$100.00	\$50.00	\$80.00
		21127	HUNTERDON	NHP-0078 (328)	204,107	\$80.00	\$79.00	\$117.00	\$105.00
	2021Q4	22403	MERCER	STATE	100	\$25.00	\$10.00	\$35.00	\$75.00
		22403	MERCER	STATE	1,000	\$1.00	\$1.00	\$95.00	\$27.00
	2022Q1	22404	MIDDLESEX	STATE	100	\$25.00	\$25.00	\$2.00	\$75.00
		22405	MONMOUTH	STATE	100	\$25.00	\$10.00	\$10.00	\$75.00
		22404	MIDDLESEX	STATE	1,000	\$1.00	\$1.00	\$0.02	\$27.00

HISTORICAL BID PRICE LISTING
BY REGION

REGION: C

PAY ITEM	CALENDAR QUARTER	CONTRACT NUMBER	COUNTY LOCATION	PROJECT DESCRIPTION	BID QUANTITY	AWARD PRICE	SECOND BIDDER	THIRD BIDDER	ESTIMATE

EXCAVATION, UNCLASSIFIED / CY									
202009P	2022Q2	22113	SOMERSET	NHP-0022 (351)	31	\$94.50	\$45.00	\$1.00	\$125.00
		22108	MERCER	NHP-0029 (327)	84	\$75.00	\$325.00	\$100.00	\$115.00
		22121	MONMOUTH	NHP-1015 (350)	270	\$70.00	\$120.00	\$71.00	\$60.00
		22121	MONMOUTH	NHP-1015 (350)	1,050	\$65.00	\$85.00	\$55.00	\$60.00
		22112	MERCER	NHP-0029 (329)	5,735	\$60.00	\$60.00	\$65.00	\$55.00
		22112	MERCER	NHP-0029 (329)	8,580	\$50.00	\$45.00	\$65.00	\$55.00
		22107	OCEAN	NHP-0009 (328)	40,384	\$16.00	\$45.00	\$60.00	\$12.00

PRESPLITTING / SY									
202012M	2021Q3	21127	HUNTERDON	NHP-0078 (328)	32,353	\$120.00	\$110.00	\$95.00	\$70.00

ROCK DOWEL PULL TEST / U									
202014M	2021Q3	21127	HUNTERDON	NHP-0078 (328)	4	\$3,000	\$3,000	\$2,500	\$2,000

REMOVAL OF PAVEMENT / SY									
202021P	2021Q3	21127	HUNTERDON	NHP-0078 (328)	118	\$100.00	\$90.00	\$100.00	\$100.00
		21134	MIDDLESEX	100% State	2,448	\$14.00	\$25.00	\$25.00	\$31.00
	2022Q2	22116	MERCER	CRRSAA-FLEX-0027 (304)	141	\$50.00	\$85.00	\$115.00	\$65.00
		22121	MONMOUTH	NHP-1015 (350)	620	\$24.00	\$50.00	\$46.00	\$40.00
		22112	MERCER	NHP-0029 (329)	3,939	\$56.00	\$60.00	\$48.00	\$85.00
		22107	OCEAN	NHP-0009 (328)	33,164	\$10.75	\$20.00	\$20.00	\$10.00

DISPOSAL OF REGULATED MATERIAL / T									
202024M	2021Q3	21134	MIDDLESEX	100% State	5,060	\$5.00	\$35.00	\$32.00	\$50.00
	2021Q4	22419	MONMOUTH	N/A	80	\$62.00	\$50.00	\$35.00	\$50.00
		22413	HUNTERDON	N/A	100	\$0.01	\$50.00	\$50.00	\$70.00
		22416	HUNTERDON	N/A	100	\$50.00	\$35.00	\$50.00	\$100.00
		22435	HUNTERDON	N/A	100	\$75.00	\$85.00		\$95.00

HISTORICAL BID PRICE LISTING
 BY REGION

REGION: C

PAY ITEM	CALENDAR QUARTER	CONTRACT NUMBER	COUNTY LOCATION	PROJECT DESCRIPTION	BID QUANTITY	AWARD PRICE	SECOND BIDDER	THIRD BIDDER	ESTIMATE
DISPOSAL OF REGULATED MATERIAL / T									
202024M	(cont)	22432	MONMOUTH	100% State	1,000	\$25.00	\$25.00	\$50.00	\$85.00
SOIL SAMPLING AND ANALYSES, REGULATED / U									
202030M	2021Q3	21134	MIDDLESEX	100% State	14	\$750	\$1,300	\$1,000	\$1,400
PRE-BLAST GROUNDWATER SUPPLY TESTING / U									
202044M	2021Q3	21127	HUNTERDON	NHP-0078 (328)	5	\$1,500	\$3,000	\$1,500	\$10,000
PRE-BLAST CONDITION SURVEY / U									
202045M	2021Q3	21127	HUNTERDON	NHP-0078 (328)	5	\$2,000	\$1,200	\$2,500	\$10,000

HISTORICAL BID PRICE LISTING
 BY REGION

REGION: C

PAY ITEM	CALENDAR QUARTER	CONTRACT NUMBER	COUNTY LOCATION	PROJECT DESCRIPTION	BID QUANTITY	AWARD PRICE	SECOND BIDDER	THIRD BIDDER	ESTIMATE
ROCK DOWEL 16 FT / U									
202116M	2021Q3	21127	HUNTERDON	NHP-0078 (328)	150	\$2,000	\$1,800	\$1,400	\$2,400

HISTORICAL BID PRICE LISTING
BY REGION

REGION: C

PAY ITEM	CALENDAR QUARTER	CONTRACT NUMBER	COUNTY LOCATION	PROJECT DESCRIPTION	BID QUANTITY	AWARD PRICE	SECOND BIDDER	THIRD BIDDER	ESTIMATE

I-9 SOIL AGGREGATE / CY									
203009P	2021Q3	21136	MONMOUTH	100% STATE	15	\$300.00	\$240.00	\$70.00	\$115.00
		21134	MIDDLESEX	100% State	61	\$165.00	\$200.00	\$160.00	\$90.00
		21134	MIDDLESEX	100% State	435	\$150.00	\$50.00	\$94.00	\$90.00
		21134	MIDDLESEX	100% State	478	\$145.00	\$50.00	\$94.00	\$90.00
	2022Q2	22121	MONMOUTH	NHP-1015 (350)	650	\$118.00	\$80.00	\$110.00	\$65.00
		22112	MERCER	NHP-0029 (329)	4,664	\$100.00	\$75.00	\$0.01	\$90.00

I-14 SOIL AGGREGATE / CY									
203021P	2021Q3	21134	MIDDLESEX	100% State	667	\$20.00	\$50.00	\$50.00	\$53.00
	2022Q2	22121	MONMOUTH	NHP-1015 (350)	10	\$53.00	\$100.00	\$1.00	\$25.00
		22108	MERCER	NHP-0029 (327)	18	\$9.25	\$207.00	\$100.00	\$66.00
		22116	MERCER	CRRSAA-FLEX-0027 (304)	51	\$35.00	\$140.00	\$290.00	\$76.00

GEOTEXTILE / SY									
203040M	2021Q4	22403	MERCER	STATE	500	\$1.00	\$1.00	\$1.00	\$2.20
	2022Q1	22404	MIDDLESEX	STATE	500	\$1.00	\$1.00	\$0.02	\$2.20
	2022Q2	22107	OCEAN	NHP-0009 (328)	3,931	\$0.90	\$4.00	\$4.00	\$1.00

GEOTEXTILE, ROADWAY STABILIZATION / SY									
203041P	2021Q3	21136	MONMOUTH	100% STATE	694	\$0.01	\$5.00	\$1.00	\$3.00

CONTROLLED LOW STRENGTH MATERIAL / CY									
203050M	2021Q3	21134	MIDDLESEX	100% State	7	\$1,100	\$500	\$200	\$430.00
	2022Q2	22112	MERCER	NHP-0029 (329)	2	\$200	\$2,300	\$2,000	\$300.00

LIGHTWEIGHT SOIL AGGREGATE / CY									
203056P	2022Q2	22112	MERCER	NHP-0029 (329)	5,096	\$105.00	\$163.00	\$150.00	\$120.00

HISTORICAL BID PRICE LISTING
 BY REGION

REGION: C

PAY ITEM -----	CALENDAR QUARTER	CONTRACT NUMBER	COUNTY LOCATION -----	PROJECT DESCRIPTION -----	BID QUANTITY -----	AWARD PRICE -----	SECOND BIDDER -----	THIRD BIDDER -----	ESTIMATE -----
GEOSYNTHETIC CLAY LINER / SY									
203100P	2022Q2	22107	OCEAN	NHP-0009(328)	2,085	\$31.50	\$30.00	\$17.00	\$45.00

HISTORICAL BID PRICE LISTING
 BY REGION

REGION: C

PAY ITEM	CALENDAR QUARTER	CONTRACT NUMBER	COUNTY LOCATION	PROJECT DESCRIPTION	BID QUANTITY	AWARD PRICE	SECOND BIDDER	THIRD BIDDER	ESTIMATE
BOREHOLE SEISMOGRAPH / U									
204180P	2021Q3	21127	HUNTERDON	NHP-0078 (328)	3	\$20,000	\$17,000	\$30,000	\$20,000

HISTORICAL BID PRICE LISTING
 BY REGION

REGION: C

PAY ITEM ----- SUBBASE / CY	CALENDAR QUARTER -----	CONTRACT NUMBER -----	COUNTY LOCATION -----	PROJECT DESCRIPTION -----	BID QUANTITY -----	AWARD PRICE -----	SECOND BIDDER -----	THIRD BIDDER -----	ESTIMATE -----
301006P	2021Q3	21136	MONMOUTH	100% STATE	119	\$75.63	\$100.00	\$55.00	\$60.00
	2022Q2	22121	MONMOUTH	NHP-1015 (350)	230	\$98.00	\$120.00	\$89.00	\$71.00
		22107	OCEAN	NHP-0009 (328)	235	\$130.00	\$57.00	\$148.00	\$70.00
		22112	MERCER	NHP-0029 (329)	2,082	\$90.00	\$80.00	\$75.00	\$55.00

HISTORICAL BID PRICE LISTING
BY REGION

REGION: C

PAY ITEM	CALENDAR QUARTER	CONTRACT NUMBER	COUNTY LOCATION	PROJECT DESCRIPTION	BID QUANTITY	AWARD PRICE	SECOND BIDDER	THIRD BIDDER	ESTIMATE
DENSE-GRADED AGGREGATE BASE COURSE, 6" T / SY									
302036P	2021Q3	21127	HUNTERDON	NHP-0078 (328)	137	\$35.00	\$100.00	\$35.00	\$23.00
		21136	MONMOUTH	100% STATE	492	\$10.12	\$20.00	\$13.00	\$18.00
	2022Q2	22113	SOMERSET	NHP-0022 (351)	47	\$53.35	\$35.00	\$1.00	\$35.00
		22112	MERCER	NHP-0029 (329)	790	\$20.00	\$12.00	\$16.00	\$17.00
		22121	MONMOUTH	NHP-1015 (350)	910	\$17.00	\$22.00	\$20.00	\$20.00
		22107	OCEAN	NHP-0009 (328)	14,534	\$15.59	\$26.00	\$15.00	\$10.00
DENSE-GRADED AGGREGATE BASE COURSE, 8" T / SY									
302042P	2022Q2	22112	MERCER	NHP-0029 (329)	9,262	\$18.00	\$35.00	\$28.00	\$16.00
DENSE-GRADED AGGREGATE BASE COURSE, 12" / SY									
302048P	2021Q3	21134	MIDDLESEX	100% State	1,799	\$30.00	\$35.00	\$24.00	\$28.00
		22107	OCEAN	NHP-0009 (328)	37,389	\$20.25	\$30.00	\$42.00	\$19.00
DENSE-GRADED AGGREGATE BASE COURSE, VARI / CY									
302051P	2021Q3	21130	MERCER	STBGP-0130 (327)	30	\$95.00	\$50.00	\$175.00	\$90.00
		21134	MIDDLESEX	100% State	64	\$115.00	\$100.00	\$140.00	\$60.00
	2021Q4	22403	MERCER	STATE	100	\$30.00	\$10.00	\$20.00	\$65.00
		22403	MERCER	STATE	350	\$10.00	\$10.00	\$80.00	\$44.00
	2022Q1	22106	HUNTERDON	NHP-0179 (327)	1	\$1,000			\$43.00
		22404	MIDDLESEX	STATE	100	\$35.00	\$30.00	\$2.00	\$65.00
		22405	MONMOUTH	STATE	100	\$30.00	\$10.00	\$12.00	\$65.00
		22404	MIDDLESEX	STATE	350	\$10.00	\$20.00	\$0.02	\$44.00
	2022Q2	22104	MERCER	NHP-0029 (328)	2	\$1,000			\$84.00
		22131	OCEAN	STBGP-D00S (595)	13	\$200.00	\$300.00		\$25.00
		22121	MONMOUTH	NHP-1015 (350)	30	\$50.00	\$140.00	\$115.00	\$65.00
COARSE AGGREGATE, SIZE NO. 57 / CY									
302060P	2021Q4	22403	MERCER	STATE	125	\$10.00	\$10.00	\$80.00	\$81.00

HISTORICAL BID PRICE LISTING
BY REGION

REGION: C

PAY ITEM	CALENDAR QUARTER	CONTRACT NUMBER	COUNTY LOCATION	PROJECT DESCRIPTION	BID QUANTITY	AWARD PRICE	SECOND BIDDER	THIRD BIDDER	ESTIMATE
-----	-----	-----	-----	-----	-----	-----	-----	-----	-----
	2022Q1	22404	MIDDLESEX	STATE	125	\$10.00	\$20.00	\$0.02	\$81.00
	2022Q2	22107	OCEAN	NHP-0009(328)	643	\$100.00	\$175.00	\$125.00	\$100.00

HISTORICAL BID PRICE LISTING
 BY REGION

REGION: C

PAY ITEM	CALENDAR QUARTER	CONTRACT NUMBER	COUNTY LOCATION	PROJECT DESCRIPTION	BID QUANTITY	AWARD PRICE	SECOND BIDDER	THIRD BIDDER	ESTIMATE

CONCRETE BASE COURSE, 8" THICK / SY									
304003P	2022Q2	22107	OCEAN	NHP-0009 (328)	235	\$150.00	\$140.00	\$142.00	\$130.00

CONCRETE BASE COURSE, 10" THICK / SY									
304009P	2021Q3	21127	HUNTERDON	NHP-0078 (328)	118	\$110.00	\$78.00	\$125.00	\$128.00

HISTORICAL BID PRICE LISTING
BY REGION

REGION: C

PAY ITEM	CALENDAR QUARTER	CONTRACT NUMBER	COUNTY LOCATION	PROJECT DESCRIPTION	BID QUANTITY	AWARD PRICE	SECOND BIDDER	THIRD BIDDER	ESTIMATE

HMA MILLING, 3" OR LESS / SY									
401009P	2021Q3	21136	MONMOUTH	100% STATE	4,184	\$10.00	\$10.00	\$8.00	\$12.00
		21134	MIDDLESEX	100% State	5,396	\$4.00	\$7.00	\$8.00	\$9.00
		21130	MERCER	STBGP-0130 (327)	6,935	\$20.00	\$4.85	\$7.00	\$10.00
		21127	HUNTERDON	NHP-0078 (328)	46,721	\$6.75	\$5.00	\$0.01	\$6.50
	2021Q4	22403	MERCER	STATE	185,000	\$1.00	\$2.00	\$3.60	\$3.50
		22403	MERCER	STATE	212,753	\$3.70	\$3.65	\$4.00	\$3.60
	2022Q1	22404	MIDDLESEX	STATE	176,613	\$4.10	\$6.35	\$6.00	\$3.60
		22404	MIDDLESEX	STATE	185,000	\$1.00	\$1.00	\$0.02	\$3.50
		22405	MONMOUTH	STATE	434,142	\$3.33	\$3.90	\$3.50	\$3.60
	2022Q2	22112	MERCER	NHP-0029 (329)	1,167	\$11.00	\$10.00	\$20.00	\$8.00
		22121	MONMOUTH	NHP-1015 (350)	1,500	\$6.00	\$8.00	\$10.00	\$8.00
		22116	MERCER	CRRSAA-FLEX-0027 (304)	3,859	\$5.70	\$7.25	\$16.00	\$20.00
		22131	OCEAN	STBGP-D00S (595)	47,513	\$9.00	\$4.75		\$8.00
		22107	OCEAN	NHP-0009 (328)	178,380	\$5.00	\$4.00	\$4.25	\$4.00

HMA MILLING, MORE THAN 3" TO 6" / SY									
401012P	2021Q3	21127	HUNTERDON	NHP-0078 (328)	38,195	\$7.50	\$5.00	\$0.01	\$9.50
	2021Q4	22403	MERCER	STATE	18,500	\$0.01	\$1.00	\$5.75	\$2.00
	2022Q1	22404	MIDDLESEX	STATE	18,500	\$0.10	\$1.00	\$0.02	\$2.00

CONCRETE MILLING / SY									
401015P	2021Q4	22403	MERCER	STATE	1,000	\$1.00	\$10.00	\$4.00	\$6.00
		22403	MERCER	STATE	2,000	\$1.00	\$5.00	\$4.50	\$8.80
	2022Q1	22404	MIDDLESEX	STATE	1,000	\$1.00	\$1.00	\$0.02	\$6.00
		22404	MIDDLESEX	STATE	2,000	\$1.00	\$1.00	\$1.00	\$8.80
		22405	MONMOUTH	STATE	12,000	\$1.00	\$0.01	\$8.00	\$6.00
	2022Q2	22107	OCEAN	NHP-0009 (328)	2,000	\$10.00	\$30.00	\$12.00	\$20.00

HISTORICAL BID PRICE LISTING
BY REGION

REGION: C

PAY ITEM	CALENDAR QUARTER	CONTRACT NUMBER	COUNTY LOCATION	PROJECT DESCRIPTION	BID QUANTITY	AWARD PRICE	SECOND BIDDER	THIRD BIDDER	ESTIMATE
MICRO-MILLING / SY									
401017P	2021Q3	21130	MERCER	STBGP-0130 (327)	12,662	\$20.00	\$15.00	\$11.75	\$3.00
	2022Q1	22106	HUNTERDON	NHP-0179 (327)	3,814	\$25.00			\$15.00
	2022Q2	22104	MERCER	NHP-0029 (328)	876	\$32.00			\$15.00
		22118	MIDDLESEX	NHP- 0018 (308)	115,319	\$2.45	\$2.55	\$3.85	\$5.00
		22113	SOMERSET	NHP-0022 (351)	368,715	\$2.05	\$3.00	\$2.70	\$5.00
HOT MIX ASPHALT PAVEMENT REPAIR / SY									
401021M	2021Q3	21130	MERCER	STBGP-0130 (327)	250	\$2.00	\$80.00	\$0.01	\$80.00
	2021Q4	22403	MERCER	STATE	261	\$95.00	\$120.00	\$88.00	\$80.00
		22403	MERCER	STATE	1,500	\$10.00	\$15.00	\$54.00	\$55.00
	2022Q1	22106	HUNTERDON	NHP-0179 (327)	9	\$815.33			\$84.00
		22405	MONMOUTH	STATE	100	\$75.00	\$125.00	\$150.00	\$80.00
		22404	MIDDLESEX	STATE	110	\$95.00	\$75.00	\$0.02	\$80.00
		22404	MIDDLESEX	STATE	1,500	\$10.00	\$25.00	\$10.00	\$55.00
	2022Q2	22121	MONMOUTH	NHP-1015 (350)	40	\$125.00	\$200.00	\$500.00	\$80.00
		22104	MERCER	NHP-0029 (328)	75	\$498.63			\$37.00
		22131	OCEAN	STBGP-D00S (595)	86	\$90.00	\$200.00		\$120.00
		22113	SOMERSET	NHP-0022 (351)	129	\$105.00	\$95.00	\$20.00	\$110.00
		22118	MIDDLESEX	NHP- 0018 (308)	157	\$10.00	\$100.00	\$95.00	\$100.00
		22107	OCEAN	NHP-0009 (328)	8,920	\$35.00	\$40.00	\$110.00	\$25.00
SEALING OF CRACKS IN HOT MIX ASPHALT SUR / LF									
401024M	2021Q3	21130	MERCER	STBGP-0130 (327)	1,000	\$4.25	\$6.00	\$0.01	\$1.00
	2021Q4	22403	MERCER	STATE	2,250	\$0.01	\$1.00	\$0.85	\$1.10
	2022Q1	22106	HUNTERDON	NHP-0179 (327)	2,000	\$8.00			\$2.00
		22404	MIDDLESEX	STATE	2,250	\$0.01	\$0.75	\$0.02	\$1.10
	2022Q2	22104	MERCER	NHP-0029 (328)	2,500	\$4.50			\$3.00

HISTORICAL BID PRICE LISTING
BY REGION

REGION: C

PAY ITEM	CALENDAR QUARTER	CONTRACT NUMBER	COUNTY LOCATION	PROJECT DESCRIPTION	BID QUANTITY	AWARD PRICE	SECOND BIDDER	THIRD BIDDER	ESTIMATE	
POLYMERIZED JOINT ADHESIVE / LF										
401027M	2021Q3	21134	MIDDLESEX	100% State	2,500	\$0.70	\$0.90	\$2.50	\$1.60	
		21136	MONMOUTH	100% STATE	3,500	\$1.75	\$2.00	\$1.50	\$3.00	
		21127	HUNTERDON	NHP-0078 (328)	25,200	\$1.00	\$1.50	\$1.25	\$1.00	
		21130	MERCER	STBGP-0130 (327)	186,400	\$0.01	\$0.15	\$0.36	\$0.25	
	2021Q4	22403	MERCER	STATE	200,000	\$0.01	\$0.10	\$0.44	\$0.42	
		22403	MERCER	STATE	209,052	\$0.34	\$0.15	\$0.30	\$0.40	
	2022Q1	22404	MIDDLESEX	STATE	152,220	\$0.01	\$0.28	\$0.02	\$0.35	
		22404	MIDDLESEX	STATE	200,000	\$0.01	\$0.40	\$0.02	\$0.42	
		22405	MONMOUTH	STATE	419,993	\$0.34	\$0.02	\$0.18	\$0.40	
	2022Q2	22121	MONMOUTH	NHP-1015 (350)	1,770	\$5.00	\$3.00	\$2.00	\$3.00	
		22116	MERCER	CRRSAA-FLEX-0027 (304)	3,810	\$0.01	\$0.01	\$1.40	\$3.00	
		22131	OCEAN	STBGP-D00S (595)	12,400	\$1.25	\$1.00		\$1.00	
		22112	MERCER	NHP-0029 (329)	14,271	\$1.10	\$1.00	\$1.50	\$1.00	
		22118	MIDDLESEX	NHP- 0018 (308)	90,000	\$0.36	\$0.30	\$0.35	\$0.50	
		22107	OCEAN	NHP-0009 (328)	203,810	\$0.20	\$2.00	\$0.33	\$0.30	
		22113	SOMERSET	NHP-0022 (351)	320,000	\$0.01	\$0.34	\$0.36	\$0.50	

	TACK COAT / GAL									
	401030M	2021Q3	21136	MONMOUTH	100% STATE	420	\$0.01	\$5.00	\$1.00	\$3.00
			21134	MIDDLESEX	100% State	1,000	\$0.01	\$8.00	\$9.00	\$4.00
21130			MERCER	STBGP-0130 (327)	1,050	\$0.01	\$2.50	\$4.00	\$0.50	
21127			HUNTERDON	NHP-0078 (328)	3,561	\$3.50	\$7.00	\$3.50	\$2.00	
2021Q4		22403	MERCER	STATE	35,000	\$0.01	\$0.01	\$3.55	\$1.10	
		22403	MERCER	STATE	35,083	\$0.01	\$0.01	\$0.01	\$1.00	
2022Q1		22106	HUNTERDON	NHP-0179 (327)	27,500	\$3.20			\$4.00	
		22404	MIDDLESEX	STATE	29,141	\$0.01	\$0.01	\$0.02	\$1.00	
		22404	MIDDLESEX	STATE	35,000	\$0.01	\$0.01	\$0.02	\$1.10	
		22405	MONMOUTH	STATE	71,633	\$0.01	\$0.01	\$0.01	\$1.00	
2022Q2		22121	MONMOUTH	NHP-1015 (350)	460	\$13.00	\$0.01	\$1.00	\$5.00	
		22112	MERCER	NHP-0029 (329)	497	\$5.50	\$7.00	\$15.00	\$5.00	

HISTORICAL BID PRICE LISTING
BY REGION

REGION: C

PAY ITEM	CALENDAR QUARTER	CONTRACT NUMBER	COUNTY LOCATION	PROJECT DESCRIPTION	BID QUANTITY	AWARD PRICE	SECOND BIDDER	THIRD BIDDER	ESTIMATE

TACK COAT / GAL									
401030M	(cont)	22116	MERCER	CRRSAA-FLEX-0027 (304	1,155	\$0.01	\$0.01	\$4.50	\$3.00
		22131	OCEAN	STBGP-D00S (595)	7,200	\$0.01	\$0.01		\$5.00
		22104	MERCER	NHP-0029 (328)	24,000	\$3.35			\$0.25
		22107	OCEAN	NHP-0009 (328)	31,840	\$3.00	\$5.00	\$6.12	\$0.50
		22118	MIDDLESEX	NHP- 0018 (308)	39,000	\$0.01	\$0.10	\$0.01	\$1.00
		22113	SOMERSET	NHP-0022 (351)	58,900	\$0.01	\$0.01	\$0.01	\$3.00

PRIME COAT / GAL									
401036M	2021Q3	21136	MONMOUTH	100% STATE	120	\$0.01	\$0.05	\$1.00	\$1.00
		21134	MIDDLESEX	100% State	550	\$0.01	\$0.01	\$0.01	\$5.00
	2022Q2	22121	MONMOUTH	NHP-1015 (350)	138	\$10.00	\$0.01	\$1.00	\$1.00
		22112	MERCER	NHP-0029 (329)	1,769	\$0.01	\$0.01	\$0.01	\$1.00
		22107	OCEAN	NHP-0009 (328)	18,100	\$0.01	\$7.00	\$5.50	\$0.50

HOT MIX ASPHALT 9.5 M 64 SURFACE COURSE / T									
401042M	2021Q4	22403	MERCER	STATE	2,000	\$113.00	\$136.00	\$100.00	\$92.00
	2022Q1	22404	MIDDLESEX	STATE	2,000	\$121.00	\$114.00	\$139.00	\$92.00

HOT MIX ASPHALT 9.5 ME SURFACE COURSE / T									
401049M	2021Q4	22403	MERCER	STATE	2,000	\$120.00	\$143.00	\$108.00	\$90.00
	2022Q1	22404	MIDDLESEX	STATE	2,000	\$134.50	\$124.00	\$148.00	\$90.00

HOT MIX ASPHALT 12.5 M 64 SURFACE COURSE / T									
401054M	2021Q3	21136	MONMOUTH	100% STATE	578	\$150.00	\$125.00	\$140.00	\$150.00
		21130	MERCER	STBGP-0130 (327)	733	\$150.00	\$145.00	\$130.00	\$140.00
	2021Q4	22403	MERCER	STATE	4,000	\$113.00	\$145.00	\$100.00	\$80.00

HISTORICAL BID PRICE LISTING
BY REGION

REGION: C

PAY ITEM	CALENDAR QUARTER	CONTRACT NUMBER	COUNTY LOCATION	PROJECT DESCRIPTION	BID QUANTITY	AWARD PRICE	SECOND BIDDER	THIRD BIDDER	ESTIMATE

HOT MIX ASPHALT 12.5 M 64 SURFACE COURSE / T									
401054M	(cont)	22403	MERCER	STATE	14,060	\$96.95	\$92.00	\$95.00	\$95.00
	2022Q1	22404	MIDDLESEX	STATE	4,000	\$121.00	\$114.00	\$144.00	\$80.00
		22404	MIDDLESEX	STATE	13,074	\$92.31	\$92.00	\$105.00	\$92.00
		22405	MONMOUTH	STATE	37,539	\$90.61	\$89.65	\$93.00	\$88.00
	2022Q2	22113	SOMERSET	NHP-0022 (351)	13	\$250.00	\$200.00	\$150.00	\$135.00
		22121	MONMOUTH	NHP-1015 (350)	280	\$150.00	\$150.00	\$200.00	\$175.00
		22116	MERCER	CRRSAA-FLEX-0027 (304)	444	\$150.00	\$210.00	\$250.00	\$180.00
		22107	OCEAN	NHP-0009 (328)	4,933	\$113.00	\$120.00	\$122.00	\$120.00

HOT MIX ASPHALT 12.5 M 76 SURFACE COURSE / T									
401060M	2021Q3	21134	MIDDLESEX	100% State	1,202	\$110.00	\$150.00	\$160.00	\$140.00
	2022Q2	22112	MERCER	NHP-0029 (329)	982	\$225.00	\$250.00	\$165.00	\$155.00

HMA 12.5 M E SURFACE COURSE / T									
401061M	2021Q3	21127	HUNTERDON	NHP-0078 (328)	5,607	\$188.00	\$140.00	\$150.00	\$110.00
	2021Q4	22403	MERCER	STATE	4,000	\$120.00	\$149.00	\$108.00	\$84.00
		22403	MERCER	STATE	8,001	\$99.40	\$99.00	\$104.00	\$100.00
	2022Q1	22404	MIDDLESEX	STATE	4,000	\$134.50	\$124.00	\$149.00	\$84.00
	2022Q2	22131	OCEAN	STBGP-D00S (595)	8,202	\$155.00	\$105.00		\$145.00

HOT MIX ASPHALT 12.5 M 64 INTERMEDIATE C / T									
401072M	2021Q3	21134	MIDDLESEX	100% State	180	\$140.00	\$150.00	\$91.00	\$160.00
	2021Q4	22403	MERCER	STATE	1,000	\$85.00	\$90.00	\$100.00	\$79.00
	2022Q1	22404	MIDDLESEX	STATE	1,000	\$75.00	\$93.00	\$119.00	\$79.00

HISTORICAL BID PRICE LISTING
 BY REGION

REGION: C

PAY ITEM	CALENDAR QUARTER	CONTRACT NUMBER	COUNTY LOCATION	PROJECT DESCRIPTION	BID QUANTITY	AWARD PRICE	SECOND BIDDER	THIRD BIDDER	ESTIMATE

HMA 12.5 M E INTERMEDIATE COURSE / T									
401079M	2022Q2	22107	OCEAN	NHP-0009 (328)	23,848	\$100.00	\$110.00	\$132.00	\$105.00

HOT MIX ASPHALT 19 M 64 INTERMEDIATE COU / T									
401084M	2022Q2	22112	MERCER	NHP-0029 (329)	1,259	\$220.00	\$235.00	\$150.00	\$115.00

HOT MIX ASPHALT 19 M 64 BASE COURSE / T									
401096M	2021Q3	21136	MONMOUTH	100% STATE	118	\$175.00	\$200.00	\$220.00	\$200.00

HOT MIX ASPHALT 25 M 64 BASE COURSE / T									
401099M	2021Q3	21134	MIDDLESEX	100% State	703	\$120.00	\$150.00	\$130.00	\$120.00
	2021Q4	22403	MERCER	STATE	500	\$84.00	\$100.00	\$100.00	\$75.00
	2022Q1	22404	MIDDLESEX	STATE	500	\$84.00	\$97.00	\$109.00	\$75.00
	2022Q2	22121	MONMOUTH	NHP-1015 (350)	250	\$150.00	\$125.00	\$200.00	\$150.00
		22107	OCEAN	NHP-0009 (328)	23,619	\$110.00	\$105.00	\$112.00	\$95.00

HISTORICAL BID PRICE LISTING
BY REGION

REGION: C

PAY ITEM	CALENDAR QUARTER	CONTRACT NUMBER	COUNTY LOCATION	PROJECT DESCRIPTION	BID QUANTITY	AWARD PRICE	SECOND BIDDER	THIRD BIDDER	ESTIMATE
CORE SAMPLES, HOT MIX ASPHALT / U									
401108M	2021Q3	21134	MIDDLESEX	100% State	5	\$200.00	\$385.00	\$450.00	\$320.00
		21130	MERCER	STBGP-0130 (327)	45	\$10.00	\$75.00	\$175.00	\$130.00
		21127	HUNTERDON	NHP-0078 (328)	65	\$250.00	\$230.00	\$300.00	\$202.00
	2021Q4	22403	MERCER	STATE	105	\$95.00	\$80.00	\$92.50	\$110.00
		22403	MERCER	STATE	250	\$95.00	\$70.00	\$85.00	\$100.00
	2022Q1	22404	MIDDLESEX	STATE	90	\$95.00	\$105.00	\$200.00	\$110.00
		22405	MONMOUTH	STATE	215	\$95.00	\$98.00	\$75.00	\$110.00
		22404	MIDDLESEX	STATE	250	\$95.00	\$95.00	\$0.02	\$100.00
	2022Q2	22116	MERCER	CRRSAA-FLEX-0027 (304)	10	\$25.00	\$75.00	\$145.00	\$150.00
		22121	MONMOUTH	NHP-1015 (350)	10	\$500.00	\$200.00	\$50.00	\$200.00
		22118	MIDDLESEX	NHP- 0018 (308)	45	\$125.00	\$125.00	\$150.00	\$120.00
		22131	OCEAN	STBGP-D00S (595)	50	\$350.00	\$115.00		\$220.00
		22107	OCEAN	NHP-0009 (328)	300	\$85.00	\$100.00	\$180.00	\$95.00

HMA LONGITUDINAL JOINT REPAIR / SY									
401113M	2021Q3	21130	MERCER	STBGP-0130 (327)	250	\$20.00	\$285.00	\$0.01	\$25.00
	2022Q2	22118	MIDDLESEX	NHP- 0018 (308)	500	\$5.00	\$30.00	\$62.57	\$160.00

HISTORICAL BID PRICE LISTING
 BY REGION

REGION: C

PAY ITEM	CALENDAR QUARTER	CONTRACT NUMBER	COUNTY LOCATION	PROJECT DESCRIPTION	BID QUANTITY	AWARD PRICE	SECOND BIDDER	THIRD BIDDER	ESTIMATE
POLYMER MODIFIED TACK COAT / GAL	2021Q3	21130	MERCER	STBGP-0130 (327)	35,500	\$3.50	\$4.98	\$5.00	\$5.00

HISTORICAL BID PRICE LISTING
 BY REGION

REGION: C

PAY ITEM	CALENDAR QUARTER	CONTRACT NUMBER	COUNTY LOCATION	PROJECT DESCRIPTION	BID QUANTITY	AWARD PRICE	SECOND BIDDER	THIRD BIDDER	ESTIMATE
STONE MATRIX ASPHALT 12.5 MM SURFACE COU / T									
404006M	2021Q4	22403	MERCER	STATE	1,500	\$149.50	\$157.00	\$145.00	\$120.00
		22403	MERCER	STATE	8,977	\$128.80	\$126.00	\$132.00	\$117.00
	2022Q1	22404	MIDDLESEX	STATE	1,500	\$164.00	\$140.00	\$164.00	\$120.00
		22404	MIDDLESEX	STATE	16,122	\$126.95	\$130.00	\$175.00	\$115.00
		22405	MONMOUTH	STATE	22,679	\$126.25	\$118.50	\$125.00	\$115.00

HISTORICAL BID PRICE LISTING
 BY REGION

REGION: C

PAY ITEM	CALENDAR QUARTER	CONTRACT NUMBER	COUNTY LOCATION	PROJECT DESCRIPTION	BID QUANTITY	AWARD PRICE	SECOND BIDDER	THIRD BIDDER	ESTIMATE
406005M	2021Q3	21130	MERCER	STBGP-0130 (327)	7,637	\$170.00	\$160.00	\$165.00	\$125.00
	2022Q2	22118	MIDDLESEX	NHP- 0018 (308)	6,659	\$160.00	\$165.00	\$176.20	\$155.00
		22107	OCEAN	NHP-0009 (328)	11,345	\$160.00	\$200.00	\$180.00	\$150.00
		22113	SOMERSET	NHP-0022 (351)	21,283	\$151.00	\$156.70	\$156.10	\$153.00

HISTORICAL BID PRICE LISTING
 BY REGION

REGION: C

PAY ITEM	CALENDAR QUARTER	CONTRACT NUMBER	COUNTY LOCATION	PROJECT DESCRIPTION	BID QUANTITY	AWARD PRICE	SECOND BIDDER	THIRD BIDDER	ESTIMATE

MICROPAVING JOINTS / LF									
421007M	2022Q1	22106	HUNTERDON	NHP-0179 (327)	32,200	\$4.10			\$5.00
	2022Q2	22104	MERCER	NHP-0029 (328)	54,000	\$4.10			\$5.00

SLURRY SEAL AGGREGATE, TYPE II / T									
421010M	2022Q1	22106	HUNTERDON	NHP-0179 (327)	1,779	\$121.79			\$145.00
	2022Q2	22104	MERCER	NHP-0029 (328)	1,514	\$121.79			\$145.00

SLURRY SEAL EMULSION / GAL									
421011M	2022Q1	22106	HUNTERDON	NHP-0179 (327)	52,669	\$11.09			\$11.00
	2022Q2	22104	MERCER	NHP-0029 (328)	44,662	\$11.09			\$11.00

HISTORICAL BID PRICE LISTING
 BY REGION

REGION: C

PAY ITEM	CALENDAR QUARTER	CONTRACT NUMBER	COUNTY LOCATION	PROJECT DESCRIPTION	BID QUANTITY	AWARD PRICE	SECOND BIDDER	THIRD BIDDER	ESTIMATE
FOG SEAL STRIP / LF									
422004M	2021Q4	22403	MERCER	STATE	5,000	\$1.57	\$1.25	\$1.00	\$1.00
		22403	MERCER	STATE	7,739	\$1.39	\$1.00	\$1.00	\$1.00
	2022Q1	22404	MIDDLESEX	STATE	5,000	\$1.57	\$1.00	\$0.02	\$1.00
		22405	MONMOUTH	STATE	6,219	\$1.42	\$1.45	\$1.50	\$1.00
		22404	MIDDLESEX	STATE	6,299	\$1.50	\$1.00	\$0.02	\$1.00
	2022Q2	22107	OCEAN	NHP-0009 (328)	15,223	\$1.20	\$1.30	\$1.00	\$1.50

HISTORICAL BID PRICE LISTING
 BY REGION

REGION: C

PAY ITEM	CALENDAR QUARTER	CONTRACT NUMBER	COUNTY LOCATION	PROJECT DESCRIPTION	BID QUANTITY	AWARD PRICE	SECOND BIDDER	THIRD BIDDER	ESTIMATE
-----	-----	-----	-----	-----	-----	-----	-----	-----	-----
PARTIAL DEPTH CONCRETE REPAIR, HOT APPL / SY									
452004M	2021Q3	21130	MERCER	STBGP-0130 (327)	680	\$1,200	\$1,300	\$850	\$450.00

HISTORICAL BID PRICE LISTING
 BY REGION

REGION: C

PAY ITEM	CALENDAR QUARTER	CONTRACT NUMBER	COUNTY LOCATION	PROJECT DESCRIPTION	BID QUANTITY	AWARD PRICE	SECOND BIDDER	THIRD BIDDER	ESTIMATE

FULL DEPTH CONCRETE PAVEMENT REPAIR, HMA / SY									
453006M	2021Q4	22403	MERCER	STATE	375	\$50.00	\$75.00	\$210.00	\$132.00
	2022Q1	22106	HUNTERDON	NHP-0179 (327)	2	\$2,169			\$140.00
		22405	MONMOUTH	STATE	200	\$50.00	\$100.00	\$175.00	\$225.00
		22404	MIDDLESEX	STATE	225	\$150.00	\$175.00	\$0.02	\$250.00
		22404	MIDDLESEX	STATE	375	\$50.00	\$100.00	\$50.00	\$132.00
	2022Q2	22116	MERCER	CRRSAA-FLEX-0027 (304)	23	\$100.00	\$165.00	\$528.00	\$200.00
		22107	OCEAN	NHP-0009 (328)	450	\$225.00	\$50.00	\$185.00	\$175.00

FULL DEPTH CONCRETE PAVEMENT REPAIR, PRE / SY									
453013M	2021Q3	21130	MERCER	STBGP-0130 (327)	1,700	\$750.00	\$750.00	\$900.00	\$680.00

HISTORICAL BID PRICE LISTING
 BY REGION

REGION: C

PAY ITEM	CALENDAR QUARTER	CONTRACT NUMBER	COUNTY LOCATION	PROJECT DESCRIPTION	BID QUANTITY	AWARD PRICE	SECOND BIDDER	THIRD BIDDER	ESTIMATE
-----	-----	-----	-----	-----	-----	-----	-----	-----	-----
CLEANING AND SEALING JOINTS AND CRACKS I / LF									
456006M	2021Q3	21130	MERCER	STBGP-0130 (327)	33,624	\$4.25	\$4.50	\$4.00	\$30.00

HISTORICAL BID PRICE LISTING
 BY REGION

REGION: C

PAY ITEM	CALENDAR QUARTER	CONTRACT NUMBER	COUNTY LOCATION	PROJECT DESCRIPTION	BID QUANTITY	AWARD PRICE	SECOND BIDDER	THIRD BIDDER	ESTIMATE
PERMANENT SHEETING / SF									
501006P	2022Q2	22121	MONMOUTH	NHP-1015(350)	80	\$560.00	\$100.00	\$785.00	\$525.00

TEMPORARY COFFERDAM / LS									
501009P	2022Q2	22121	MONMOUTH	NHP-1015(350)	1	\$602,330	\$380,000	\$808,000	\$355,000

PERMANENT COFFERDAM / LS									
501012P	2022Q2	22112	MERCER	NHP-0029(329)	1	\$3,634,500	\$3,762,000	\$5,000,000	\$3,370,000

HISTORICAL BID PRICE LISTING
BY REGION

REGION: C

PAY ITEM	CALENDAR QUARTER	CONTRACT NUMBER	COUNTY LOCATION	PROJECT DESCRIPTION	BID QUANTITY	AWARD PRICE	SECOND BIDDER	THIRD BIDDER	ESTIMATE
FURNISHING EQUIPMENT FOR DRILLING PILES / LS									
502002P	2021Q3	21134	MIDDLESEX	100% State	1	\$270,000	\$24,000	\$72,500	\$310,000
FURNISHING EQUIPMENT FOR DRIVING PILES / LS									
502003P	2022Q2	22112	MERCER	NHP-0029(329)	1	\$75,000	\$500,000	\$1,042,000	\$300,000
		22121	MONMOUTH	NHP-1015(350)	1	\$350,000	\$25,000	\$100,000	\$250,000
TEST PILE, FURNISHED / LF									
502009M	2022Q2	22121	MONMOUTH	NHP-1015(350)	260	\$61.00	\$85.00	\$85.00	\$60.00
TEST PILE, DRIVEN / LF									
502012M	2022Q2	22121	MONMOUTH	NHP-1015(350)	244	\$5.00	\$75.00	\$85.00	\$120.00
MICROPILE / LF									
502016M	2022Q2	22112	MERCER	NHP-0029(329)	10,665	\$176.00	\$204.00	\$165.00	\$200.00
DYNAMIC PILE LOAD TEST / U									
502018M	2022Q2	22121	MONMOUTH	NHP-1015(350)	4	\$2,700	\$4,500	\$5,000	\$7,500

HISTORICAL BID PRICE LISTING
 BY REGION

REGION: C

PAY ITEM	CALENDAR QUARTER	CONTRACT NUMBER	COUNTY LOCATION	PROJECT DESCRIPTION	BID QUANTITY	AWARD PRICE	SECOND BIDDER	THIRD BIDDER	ESTIMATE

STEEL H-PILE, FURNISHED, HP 12 X 74 / LF									
502168M	2022Q2	22121	MONMOUTH	NHP-1015(350)	7,560	\$61.00	\$85.00	\$65.00	\$50.00

STEEL H-PILE, DRIVEN, HP 12 X 74 / LF									
502186M	2022Q2	22121	MONMOUTH	NHP-1015(350)	7,526	\$5.00	\$30.00	\$27.00	\$70.00

HISTORICAL BID PRICE LISTING
 BY REGION

REGION: C

PAY ITEM	CALENDAR QUARTER	CONTRACT NUMBER	COUNTY LOCATION	PROJECT DESCRIPTION	BID QUANTITY	AWARD PRICE	SECOND BIDDER	THIRD BIDDER	ESTIMATE
CAST-IN-PLACE CONCRETE PILE, DRILLED, 24 / LF									
502310M	2021Q3	21134	MIDDLESEX	100% State	2,251	\$360.00	\$250.00	\$320.00	\$210.00
		21134	MIDDLESEX	100% State	2,358	\$300.00	\$250.00	\$320.00	\$210.00

HISTORICAL BID PRICE LISTING
BY REGION

REGION: C

PAY ITEM	CALENDAR QUARTER	CONTRACT NUMBER	COUNTY LOCATION	PROJECT DESCRIPTION	BID QUANTITY	AWARD PRICE	SECOND BIDDER	THIRD BIDDER	ESTIMATE
REINFORCEMENT STEEL, EPOXY-COATED / LB									
504006P	2021Q3	21134	MIDDLESEX	100% State	14,760	\$2.00	\$2.50	\$3.00	\$3.00
		21136	MONMOUTH	100% STATE	117,000	\$1.78	\$2.00	\$2.00	\$2.25
	2022Q2	22112	MERCER	NHP-0029(329)	32,000	\$2.25	\$2.35	\$3.00	\$2.00
REINFORCEMENT STEEL, GALVANIZED / LB									
504009P	2021Q3	21134	MIDDLESEX	100% State	93,950	\$2.65	\$3.00	\$2.50	\$2.50
	2022Q2	22121	MONMOUTH	NHP-1015(350)	25,100	\$2.35	\$3.00	\$3.00	\$3.00
DRILL AND GROUT REINFORCEMENT STEEL / LF									
504010P	2021Q3	21134	MIDDLESEX	100% State	653	\$60.00	\$100.00	\$50.00	\$76.00
CONCRETE FOOTING / CY									
504015P	2022Q2	22121	MONMOUTH	NHP-1015(350)	156	\$500	\$480	\$1,200	\$800.00
CONCRETE WING WALL / CY									
504018P	2022Q2	22121	MONMOUTH	NHP-1015(350)	42	\$1,900	\$2,300	\$1,300	\$1,750
CONCRETE ABUTMENT WALL / CY									
504024P	2021Q3	21134	MIDDLESEX	100% State	37	\$3,500	\$5,000	\$7,000	\$2,600
CONCRETE PIER COLUMN AND CAP / CY									
504027P	2021Q3	21134	MIDDLESEX	100% State	22	\$4,300	\$5,000	\$8,000	\$2,100
EPOXY WATERPROOFING / SY									
504036P	2021Q3	21134	MIDDLESEX	100% State	180	\$100.00	\$150.00	\$90.00	\$70.00

HISTORICAL BID PRICE LISTING
BY REGION

REGION: C

PAY ITEM	CALENDAR QUARTER	CONTRACT NUMBER	COUNTY LOCATION	PROJECT DESCRIPTION	BID QUANTITY	AWARD PRICE	SECOND BIDDER	THIRD BIDDER	ESTIMATE

EPOXY WATERPROOFING / SY									
504036P	(cont)	21136	MONMOUTH	100% STATE	182	\$40.00	\$45.00	\$62.00	\$60.00
	2021Q4	20459	MERCER	NHP-D00S (454)	2,561	\$23.00	\$55.00	\$50.00	\$60.00
		20466	MONMOUTH	NHP-D00S (456)	3,345	\$50.00	\$57.50	\$45.00	\$50.00
	2022Q2	22112	MERCER	NHP-0029 (329)	2,542	\$66.00	\$50.00	\$40.00	\$80.00
		22112	MERCER	NHP-0029 (329)	4,089	\$66.00	\$50.00	\$40.00	\$110.00

CONCRETE SURFACE TREATMENT / SY									
504040P	2021Q3	21136	MONMOUTH	100% STATE	372	\$27.75	\$50.00	\$82.00	\$50.00

CONCRETE STAINING / SY									
504048P	2022Q2	22121	MONMOUTH	NHP-1015 (350)	168	\$30.00	\$30.00	\$26.00	\$55.00
		22112	MERCER	NHP-0029 (329)	2,366	\$19.00	\$23.00	\$35.00	\$80.00

CONCRETE PYLON / LF									
504053P	2022Q2	22107	OCEAN	NHP-0009 (328)	20	\$575	\$740	\$3,100	\$1,240

CONCRETE CAP / CY									
504085P	2022Q2	22121	MONMOUTH	NHP-1015 (350)	3	\$5,000	\$3,000	\$1,500	\$1,600

CONCRETE BRIDGE HEADWALL / CY									
504086P	2022Q2	22121	MONMOUTH	NHP-1015 (350)	14	\$1,800	\$2,000	\$2,000	\$1,200

HISTORICAL BID PRICE LISTING
 BY REGION

REGION: C

PAY ITEM	CALENDAR QUARTER	CONTRACT NUMBER	COUNTY LOCATION	PROJECT DESCRIPTION	BID QUANTITY	AWARD PRICE	SECOND BIDDER	THIRD BIDDER	ESTIMATE
PRECAST CONCRETE CULVERT / LF									
505057P	2022Q2	22121	MONMOUTH	NHP-1015(350)	44	\$15,000	\$13,000	\$9,999	\$4,300

HISTORICAL BID PRICE LISTING
BY REGION

REGION: C

PAY ITEM	CALENDAR QUARTER	CONTRACT NUMBER	COUNTY LOCATION	PROJECT DESCRIPTION	BID QUANTITY	AWARD PRICE	SECOND BIDDER	THIRD BIDDER	ESTIMATE
STRUCTURAL STEEL / LS									
506003P	2021Q3	21134	MIDDLESEX	100% State	1	\$1,350,000	\$2,165,000	\$1,550,000	\$1,061,000
REINFORCED ELASTOMERIC BEARING ASSEMBLY / U									
506006P	2021Q3	21134	MIDDLESEX	100% State	42	\$3,350	\$5,000	\$3,100	\$3,000
		21136	MONMOUTH	100% STATE	54	\$2,530	\$5,000	\$6,000	\$3,900
SHEAR CONNECTOR / U									
506012P	2021Q3	21136	MONMOUTH	100% STATE	3,190	\$7.11	\$6.00	\$5.00	\$7.00
LUBRICATE BEARING / U									
506013P	2021Q4	20459	MERCER	NHP-D00S (454)	432	\$30.00	\$50.00	\$200.00	\$150.00
		20466	MONMOUTH	NHP-D00S (456)	821	\$35.00	\$55.00	\$30.00	\$65.00
SHEAR CONNECTOR, GALVANIZED / U									
506015P	2021Q3	21134	MIDDLESEX	100% State	4,466	\$9.50	\$10.00	\$13.00	\$20.00
GIRDER JACKING / LS									
506016P	2021Q3	21136	MONMOUTH	100% STATE	1	\$205,000	\$125,000	\$250,000	\$375,000

HISTORICAL BID PRICE LISTING
BY REGION

REGION: C

PAY ITEM	CALENDAR QUARTER	CONTRACT NUMBER	COUNTY LOCATION	PROJECT DESCRIPTION	BID QUANTITY	AWARD PRICE	SECOND BIDDER	THIRD BIDDER	ESTIMATE
STRIP SEAL EXPANSION JOINT ASSEMBLY / LF									
507015P	2021Q3	21136	MONMOUTH	100% STATE	125	\$728.73	\$350.00	\$395.00	\$470.00
		21134	MIDDLESEX	100% State	148	\$675.00	\$750.00	\$550.00	\$560.00

CONCRETE BRIDGE DECK, HPC / CY									
507024P	2021Q3	21134	MIDDLESEX	100% State	226	\$2,400	\$2,500	\$1,600	\$1,600
		21136	MONMOUTH	100% STATE	252	\$1,200	\$100	\$750	\$1,400

DATE PANEL / U									
507027M	2021Q3	21136	MONMOUTH	100% STATE	1	\$1,500	\$2,500	\$1,000	\$2,000

CONCRETE BRIDGE SIDEWALK, HPC / CY									
507033P	2021Q3	21136	MONMOUTH	100% STATE	43	\$950.00	\$800.00	\$700.00	\$830.00
		21134	MIDDLESEX	100% State	45	\$925	\$2,500	\$850	\$850.00
	2022Q2	22108	MERCER	NHP-0029(327)	16	\$2,780	\$1,500	\$4,000	\$1,100

CONCRETE BRIDGE PARAPET / LF									
507036P	2022Q2	22121	MONMOUTH	NHP-1015(350)	72	\$400.00	\$600.00	\$350.00	\$1,150

BARRIER PARAPET MODIFICATIONS / LF									
507037P	2022Q2	22108	MERCER	NHP-0029(327)	13	\$1,750	\$975	\$2,000	\$900.00
		22108	MERCER	NHP-0029(327)	13	\$1,750	\$975	\$2,000	\$900.00

CONCRETE BRIDGE PARAPET WITH MOMENT SLAB / LF									
507038P	2021Q3	21136	MONMOUTH	100% STATE	71	\$500.00	\$900.00	\$700.00	\$1,200

CONCRETE BRIDGE PARAPET, HPC / LF									
507039P	2021Q3	21136	MONMOUTH	100% STATE	286	\$300.00	\$180.00	\$140.00	\$350.00

HISTORICAL BID PRICE LISTING
 BY REGION

REGION: C

PAY ITEM	CALENDAR QUARTER	CONTRACT NUMBER	COUNTY LOCATION	PROJECT DESCRIPTION	BID QUANTITY	AWARD PRICE	SECOND BIDDER	THIRD BIDDER	ESTIMATE
CONCRETE BRIDGE PARAPET, HPC / LF		21134	MIDDLESEX	100% State	565	\$525.00	\$500.00	\$560.00	\$400.00
507039P	2022Q2	22112	MERCER	NHP-0029(329)	705	\$550.00	\$450.00	\$300.00	\$400.00

CONCRETE BRIDGE APPROACH / CY									
507051P	2021Q3	21134	MIDDLESEX	100% State	142	\$1,300	\$1,000	\$680	\$850.00

STEEL 1 BAR BRIDGE RAILING / LF									
507082P	2021Q3	21136	MONMOUTH	100% STATE	351	\$252.22	\$150.00	\$120.00	\$190.00

HISTORICAL BID PRICE LISTING
 BY REGION

REGION: C

PAY ITEM	CALENDAR QUARTER	CONTRACT NUMBER	COUNTY LOCATION	PROJECT DESCRIPTION	BID QUANTITY	AWARD PRICE	SECOND BIDDER	THIRD BIDDER	ESTIMATE

CHAIN-LINK FENCE, ALUMINUM-COATED STEEL, / LF									
509017P	2021Q3	21134	MIDDLESEX	100% State	247	\$150.00	\$130.00	\$155.00	\$36.00

CHAIN-LINK FENCE, TYPE II, ALUMINUM-COAT / LF									
509019P	2021Q3	21134	MIDDLESEX	100% State	247	\$140.00	\$125.00	\$156.00	\$36.00

CHAIN-LINK FENCE, TYPE IV / LF									
509083P	2021Q3	21136	MONMOUTH	100% STATE	351	\$223.00	\$160.00	\$200.00	\$190.00

HISTORICAL BID PRICE LISTING
 BY REGION

REGION: C

PAY ITEM	CALENDAR QUARTER	CONTRACT NUMBER	COUNTY LOCATION	PROJECT DESCRIPTION	BID QUANTITY	AWARD PRICE	SECOND BIDDER	THIRD BIDDER	ESTIMATE

ORNAMENTAL RAILING / LF									
509100P	2022Q2	22112	MERCER	NHP-0029(329)	110	\$400	\$1,700	\$1,800	\$725.00

BRIDGE COMB RAILING (1 RAIL, STEEL) / LF									
509150P	2021Q3	21134	MIDDLESEX	100% State	25	\$175.00	\$110.00	\$260.00	\$210.00

HISTORICAL BID PRICE LISTING
 BY REGION

REGION: C

PAY ITEM	CALENDAR QUARTER	CONTRACT NUMBER	COUNTY LOCATION	PROJECT DESCRIPTION	BID QUANTITY	AWARD PRICE	SECOND BIDDER	THIRD BIDDER	ESTIMATE

STEEL SHEET PILING / SF									
511006P	2022Q2	22112	MERCER	NHP-0029 (329)	15,005	\$385.00	\$300.00	\$350.00	\$500.00

TIE-ROD SYSTEM / U									
511025M	2022Q2	22112	MERCER	NHP-0029 (329)	105	\$5,000	\$4,500	\$22,000	\$12,120

HISTORICAL BID PRICE LISTING
 BY REGION

REGION: C

PAY ITEM	CALENDAR QUARTER	CONTRACT NUMBER	COUNTY LOCATION	PROJECT DESCRIPTION	BID QUANTITY	AWARD PRICE	SECOND BIDDER	THIRD BIDDER	ESTIMATE

RETAINING WALL, LOCATION NO. ____ / SF									
513003P	2021Q3	21134	MIDDLESEX	100% State	1,622	\$450.00	\$75.00	\$300.00	\$618.00
		21134	MIDDLESEX	100% State	1,695	\$420.00	\$75.00	\$300.00	\$605.00

LANDSCAPE RETAINING WALL / SF									
513015P	2022Q2	22112	MERCER	NHP-0029 (329)	655	\$420.00	\$875.00	\$435.00	\$317.00

CONCRETE COPING / LF									
513022P	2022Q2	22112	MERCER	NHP-0029 (329)	705	\$1,100	\$550	\$425	\$550.00

HISTORICAL BID PRICE LISTING
 BY REGION

REGION: C

PAY ITEM	CALENDAR QUARTER	CONTRACT NUMBER	COUNTY LOCATION	PROJECT DESCRIPTION	BID QUANTITY	AWARD PRICE	SECOND BIDDER	THIRD BIDDER	ESTIMATE
TEMPORARY SUPPORT LATERAL BRACING / LS	2021Q3	21136	MONMOUTH	100% STATE	1	\$46,000	\$40,000	\$25,000	\$40,000

HISTORICAL BID PRICE LISTING
 BY REGION

REGION: C

PAY ITEM	CALENDAR QUARTER	CONTRACT NUMBER	COUNTY LOCATION	PROJECT DESCRIPTION	BID QUANTITY	AWARD PRICE	SECOND BIDDER	THIRD BIDDER	ESTIMATE
CONCRETE DECK REPAIR, TYPE B / SF									
551006M	2021Q4	20466	MONMOUTH	NHP-D00S (456)	1,741	\$95.00	\$100.00	\$195.00	\$70.00
CONCRETE DECK REPAIR, TYPE C / SF									
551009M	2021Q4	20466	MONMOUTH	NHP-D00S (456)	100	\$180.00	\$200.00	\$240.00	\$250.00

HISTORICAL BID PRICE LISTING
 BY REGION

REGION: C

PAY ITEM	CALENDAR QUARTER	CONTRACT NUMBER	COUNTY LOCATION	PROJECT DESCRIPTION	BID QUANTITY	AWARD PRICE	SECOND BIDDER	THIRD BIDDER	ESTIMATE
PRESSURE INJECTION, CONCRETE CRACKS / LF									
552003M	2021Q3	21136	MONMOUTH	100% STATE	23	\$175.00	\$150.00	\$65.00	\$180.00
		21134	MIDDLESEX	100% State	80	\$100.00	\$300.00	\$290.00	\$160.00
	2021Q4	20466	MONMOUTH	NHP-D00S(456)	1,000	\$38.00	\$115.00	\$20.00	\$95.00
	2022Q2	22112	MERCER	NHP-0029(329)	37	\$327.00	\$140.00	\$40.00	\$165.00
		22112	MERCER	NHP-0029(329)	53	\$300.00	\$140.00	\$40.00	\$165.00

HISTORICAL BID PRICE LISTING
 BY REGION

REGION: C

PAY ITEM	CALENDAR CONTRACT QUARTER NUMBER	COUNTY LOCATION	PROJECT DESCRIPTION	BID QUANTITY	AWARD PRICE	SECOND BIDDER	THIRD BIDDER	ESTIMATE
-----	-----	-----	-----	-----	-----	-----	-----	-----
PNEUMATICALLY APPLIED MORTAR / SF								
553003M	2021Q3 21134	MIDDLESEX	100% State	31	\$450.00	\$500.00	\$480.00	\$180.00

HISTORICAL BID PRICE LISTING
 BY REGION

REGION: C

PAY ITEM	CALENDAR QUARTER	CONTRACT NUMBER	COUNTY LOCATION	PROJECT DESCRIPTION	BID QUANTITY	AWARD PRICE	SECOND BIDDER	THIRD BIDDER	ESTIMATE
POLLUTION CONTROL SYSTEM / LS									
554003P	2021Q3	21136	MONMOUTH	100% STATE	1	\$11,000	\$10,000	\$200,000	\$32,000
NEAR-WHITE BLAST CLEANING AND PAINTING / LS									
554009P	2021Q3	21136	MONMOUTH	100% STATE	1	\$585,000	\$494,000	\$495,000	\$570,000

HISTORICAL BID PRICE LISTING
 BY REGION

REGION: C

PAY ITEM	CALENDAR QUARTER	CONTRACT NUMBER	COUNTY LOCATION	PROJECT DESCRIPTION	BID QUANTITY	AWARD PRICE	SECOND BIDDER	THIRD BIDDER	ESTIMATE
SUBSTRUCTURE CONCRETE REPAIR / SF									
555003M	2021Q4	20466	MONMOUTH	NHP-D00S (456)	395	\$470.00	\$300.00	\$181.00	\$235.00
		20459	MERCER	NHP-D00S (454)	400	\$50.00	\$300.00	\$500.00	\$350.00
	2022Q2	22112	MERCER	NHP-0029 (329)	263	\$329.00	\$435.00	\$250.00	\$400.00
		22112	MERCER	NHP-0029 (329)	3,090	\$329.00	\$435.00	\$235.00	\$400.00

CONCRETE SPALL REPAIR, TYPE 1 / SF									
555009M	2021Q3	21136	MONMOUTH	100% STATE	3	\$200.00	\$300.00	\$250.00	\$350.00

CONCRETE SPALL REPAIR, TYPE 2 / CF									
555012M	2021Q3	21136	MONMOUTH	100% STATE	14	\$350.00	\$300.00	\$500.00	\$710.00

CONCRETE SPALL REPAIR, TYPE 3 / SF									
555060M	2021Q3	21136	MONMOUTH	100% STATE	18	\$300.00	\$300.00	\$250.00	\$500.00

CONCRETE SPALL REPAIR, TYPE 2 / CF									
555061M	2021Q3	21136	MONMOUTH	100% STATE	17	\$350.00	\$300.00	\$500.00	\$1,000

HISTORICAL BID PRICE LISTING
BY REGION

REGION: C

PAY ITEM	CALENDAR QUARTER	CONTRACT NUMBER	COUNTY LOCATION	PROJECT DESCRIPTION	BID QUANTITY	AWARD PRICE	SECOND BIDDER	THIRD BIDDER	ESTIMATE

12" REINFORCED CONCRETE PIPE / LF									
601120P	2022Q2	22112	MERCER	NHP-0029 (329)	2	\$160	\$800	\$1,500	\$240.00
		22107	OCEAN	NHP-0009 (328)	14	\$80.00	\$120.00	\$160.00	\$113.00

15" REINFORCED CONCRETE PIPE / LF									
601122P	2021Q3	21127	HUNTERDON	NHP-0078 (328)	437	\$100.00	\$120.00	\$100.00	\$135.00
		21134	MIDDLESEX	100% State	761	\$110.00	\$200.00	\$100.00	\$90.00
	2022Q2	22121	MONMOUTH	NHP-1015 (350)	20	\$70.00	\$180.00	\$82.00	\$100.00
		22112	MERCER	NHP-0029 (329)	3,093	\$165.00	\$190.00	\$135.00	\$100.00
		22107	OCEAN	NHP-0009 (328)	22,011	\$80.75	\$120.00	\$175.00	\$73.00

18" REINFORCED CONCRETE PIPE / LF									
601124P	2021Q3	21134	MIDDLESEX	100% State	20	\$115.00	\$250.00	\$110.00	\$200.00
	2022Q2	22121	MONMOUTH	NHP-1015 (350)	40	\$70.00	\$210.00	\$82.00	\$150.00
		22112	MERCER	NHP-0029 (329)	657	\$175.00	\$230.00	\$185.00	\$135.00
		22107	OCEAN	NHP-0009 (328)	5,847	\$89.50	\$130.00	\$185.00	\$90.00

24" REINFORCED CONCRETE PIPE / LF									
601128P	2022Q2	22112	MERCER	NHP-0029 (329)	88	\$400.00	\$340.00	\$275.00	\$175.00
		22107	OCEAN	NHP-0009 (328)	3,903	\$113.00	\$155.00	\$195.00	\$100.00

30" REINFORCED CONCRETE PIPE / LF									
601132P	2022Q2	22107	OCEAN	NHP-0009 (328)	749	\$145.50	\$210.00	\$260.00	\$120.00

42" REINFORCED CONCRETE PIPE / LF									
601136P	2022Q2	22107	OCEAN	NHP-0009 (328)	12	\$294	\$360	\$1,100	\$240.00
		22112	MERCER	NHP-0029 (329)	87	\$500.00	\$465.00	\$500.00	\$195.00

HISTORICAL BID PRICE LISTING
 BY REGION

REGION: C

PAY ITEM	CALENDAR QUARTER	CONTRACT NUMBER	COUNTY LOCATION	PROJECT DESCRIPTION	BID QUANTITY	AWARD PRICE	SECOND BIDDER	THIRD BIDDER	ESTIMATE

48" REINFORCED CONCRETE PIPE / LF									
601138P	2022Q2	22112	MERCER	NHP-0029(329)	3	\$600	\$1,000	\$2,500	\$250.00

12" REINFORCED CONCRETE PIPE, CLASS V / LF									
601192P	2021Q3	21134	MIDDLESEX	100% State	107	\$120.00	\$150.00	\$115.00	\$150.00

HISTORICAL BID PRICE LISTING
 BY REGION

REGION: C

PAY ITEM	CALENDAR QUARTER	CONTRACT NUMBER	COUNTY LOCATION	PROJECT DESCRIPTION	BID QUANTITY	AWARD PRICE	SECOND BIDDER	THIRD BIDDER	ESTIMATE

15" HIGH DENSITY POLYETHYLENE PIPE / LF									
601248P	2022Q2	22112	MERCER	NHP-0029(329)	416	\$150.00	\$200.00	\$125.00	\$108.00

18" HIGH DENSITY POLYETHYLENE PIPE / LF									
601250P	2022Q2	22112	MERCER	NHP-0029(329)	4	\$200	\$550	\$1,500	\$130.00

HISTORICAL BID PRICE LISTING
 BY REGION

REGION: C

PAY ITEM	CALENDAR QUARTER	CONTRACT NUMBER	COUNTY LOCATION	PROJECT DESCRIPTION	BID QUANTITY	AWARD PRICE	SECOND BIDDER	THIRD BIDDER	ESTIMATE

SUBBASE OUTLET DRAIN / LF									
601404P	2021Q3	21134	MIDDLESEX	100% State	72	\$45.00	\$75.00	\$40.00	\$50.00

8" CORRUGATED STEEL UNDERDRAIN PIPE / LF									
601410P	2022Q2	22121	MONMOUTH	NHP-1015 (350)	155	\$70.00	\$80.00	\$82.00	\$75.00

8" PERFORATED HD POLYETHYLENE PIPE / LF									
601419P	2022Q2	22112	MERCER	NHP-0029 (329)	776	\$55.00	\$57.00	\$45.00	\$50.00

HISTORICAL BID PRICE LISTING
BY REGION

REGION: C

PAY ITEM	CALENDAR QUARTER	CONTRACT NUMBER	COUNTY LOCATION	PROJECT DESCRIPTION	BID QUANTITY	AWARD PRICE	SECOND BIDDER	THIRD BIDDER	ESTIMATE
14" X 23" REINFORCED CONCRETE ELLIPTICAL / LF									
601630P	2022Q2	22107	OCEAN	NHP-0009(328)	601	\$127.00	\$160.00	\$240.00	\$150.00

VIDEO INSPECTION OF PIPE / LF									
601664M	2021Q3	21134	MIDDLESEX	100% State	4,298	\$3.00	\$6.00	\$4.75	\$3.00

CLEANING EXISTING PIPE, 12" TO 24" DIAME / LF									
601670M	2021Q3	21127	HUNTERDON	NHP-0078(328)	657	\$15.00	\$22.00	\$16.00	\$11.00
		21136	MONMOUTH	100% STATE	1,099	\$6.00	\$7.00	\$10.00	\$10.00
		21134	MIDDLESEX	100% State	1,766	\$8.50	\$25.00	\$2.50	\$8.00
2021Q4	22403	MERCER	STATE	1,000	\$5.50	\$8.00	\$9.50	\$5.00	
	2022Q1	22404	MIDDLESEX	STATE	1,000	\$6.50	\$6.00	\$2.00	\$5.00
		22405	MONMOUTH	STATE	1,000	\$5.50	\$8.40	\$5.00	\$5.00
2022Q2	22107	OCEAN	NHP-0009(328)	500	\$17.25	\$20.00	\$9.00	\$13.00	
	22112	MERCER	NHP-0029(329)	725	\$9.50	\$10.00	\$20.00	\$13.50	
	22131	OCEAN	STBGP-D00S(595)	1,000	\$6.25	\$13.00		\$35.00	

16" DUCTILE IRON PIPE / LF									
601680M	2022Q2	22107	OCEAN	NHP-0009(328)	962	\$175.00	\$300.00	\$260.00	\$120.00

14" DUCTILE IRON PIPE / LF									
601685M	2022Q2	22121	MONMOUTH	NHP-1015(350)	60	\$45.00	\$400.00	\$120.00	\$180.00

HISTORICAL BID PRICE LISTING
BY REGION

REGION: C

PAY ITEM	CALENDAR QUARTER	CONTRACT NUMBER	COUNTY LOCATION	PROJECT DESCRIPTION	BID QUANTITY	AWARD PRICE	SECOND BIDDER	THIRD BIDDER	ESTIMATE

CONCRETE HEADWALL / CY									
602006P	2021Q3	21127	HUNTERDON	NHP-0078 (328)	6	\$800	\$3,000	\$1,600	\$1,700
	2022Q2	22107	OCEAN	NHP-0009 (328)	41	\$1,150	\$1,900	\$1,000	\$1,800

INLET, TYPE A / U									
602009M	2022Q2	22112	MERCER	NHP-0029 (329)	2	\$4,000	\$7,800	\$4,500	\$5,000
		22107	OCEAN	NHP-0009 (328)	11	\$4,000	\$5,500	\$6,500	\$4,200

INLET, TYPE B / U									
602012M	2021Q3	21134	MIDDLESEX	100% State	11	\$5,600	\$6,000	\$5,200	\$4,000
	2022Q2	22113	SOMERSET	NHP-0022 (351)	1	\$7,000	\$5,100	\$9,750	\$5,600
		22121	MONMOUTH	NHP-1015 (350)	1	\$4,000	\$6,000	\$6,500	\$5,500
		22112	MERCER	NHP-0029 (329)	60	\$4,500	\$8,000	\$5,200	\$5,000
		22107	OCEAN	NHP-0009 (328)	250	\$5,000	\$5,800	\$7,500	\$3,900

INLET, TYPE DOUBLE B / U									
602013M	2022Q2	22107	OCEAN	NHP-0009 (328)	6	\$7,250	\$12,000	\$10,000	\$7,600
		22112	MERCER	NHP-0029 (329)	12	\$7,600	\$13,000	\$10,000	\$7,600

INLET, TYPE C / U									
602015M	2022Q2	22107	OCEAN	NHP-0009 (328)	1	\$5,000	\$5,900	\$4,000	\$6,300

INLET, TYPE E / U									
602018M	2021Q3	21134	MIDDLESEX	100% State	1	\$5,300	\$6,000	\$5,500	\$5,000
		21127	HUNTERDON	NHP-0078 (328)	2	\$7,500	\$4,700	\$7,500	\$7,100
	2022Q2	22113	SOMERSET	NHP-0022 (351)	1	\$7,000	\$5,200	\$9,915	\$6,200

HISTORICAL BID PRICE LISTING
 BY REGION

REGION: C

PAY ITEM	CALENDAR QUARTER	CONTRACT NUMBER	COUNTY LOCATION	PROJECT DESCRIPTION	BID QUANTITY	AWARD PRICE	SECOND BIDDER	THIRD BIDDER	ESTIMATE

INLET, TYPE E / U									
602018M	(cont)	22118	MIDDLESEX	NHP- 0018 (308)	1	\$5,775	\$5,000	\$2,365	\$5,350
		22112	MERCER	NHP-0029 (329)	3	\$7,200	\$10,000	\$5,200	\$5,400
		22107	OCEAN	NHP-0009 (328)	37	\$5,000	\$5,950	\$7,500	\$4,120

INLET, TYPE B-1 / U									
602024M	2022Q2	22107	OCEAN	NHP-0009 (328)	11	\$6,750	\$7,500	\$9,500	\$6,400

INLET, TYPE B-2 / U									
602027M	2022Q2	22107	OCEAN	NHP-0009 (328)	11	\$6,750	\$8,600	\$10,000	\$6,800

STORM DRAIN MARKER / U									
602031M	2021Q4	22403	MERCER	STATE	45	\$50.00	\$55.00	\$15.00	\$35.00
	2022Q1	22404	MIDDLESEX	STATE	4	\$75.00	\$52.00	\$100.00	\$35.00
		22405	MONMOUTH	STATE	9	\$50.00	\$105.50	\$55.00	\$35.00

INLET, TYPE E-2 / U									
602039M	2022Q2	22107	OCEAN	NHP-0009 (328)	9	\$9,500	\$9,500	\$10,000	\$7,000

MANHOLE, 4' DIAMETER / U									
602054M	2021Q3	21134	MIDDLESEX	100% State	5	\$5,500	\$7,500	\$5,400	\$5,100
	2022Q2	22107	OCEAN	NHP-0009 (328)	24	\$5,250	\$7,700	\$7,500	\$5,100

MANHOLE, 5' DIAMETER / U									
602057M	2022Q2	22112	MERCER	NHP-0029 (329)	1	\$4,800	\$11,000	\$10,000	\$6,300

HISTORICAL BID PRICE LISTING
BY REGION

REGION: C

PAY ITEM	CALENDAR QUARTER	CONTRACT NUMBER	COUNTY LOCATION	PROJECT DESCRIPTION	BID QUANTITY	AWARD PRICE	SECOND BIDDER	THIRD BIDDER	ESTIMATE

MANHOLE, 5' DIAMETER / U									
602057M	(cont)	22107	OCEAN	NHP-0009 (328)	8	\$5,250	\$9,200	\$10,000	\$7,500

MANHOLE, 8' DIAMETER / U									
602058M	2022Q2	22107	OCEAN	NHP-0009 (328)	2	\$20,000	\$25,000	\$25,000	\$16,000

MANHOLE, 6' DIAMETER / U									
602060M	2022Q2	22112	MERCER	NHP-0029 (329)	1	\$18,000	\$24,000	\$18,000	\$7,200
		22107	OCEAN	NHP-0009 (328)	3	\$9,000	\$10,000	\$13,000	\$7,700

INLET CONVERTED TO MANHOLE / U									
602096M	2022Q2	22107	OCEAN	NHP-0009 (328)	3	\$2,000	\$4,000	\$3,500	\$2,500
		22112	MERCER	NHP-0029 (329)	9	\$4,500	\$2,400	\$3,000	\$1,800

MODIFIED INLET CONVERTED TO MANHOLE / U									
602097M	2022Q2	22112	MERCER	NHP-0029 (329)	3	\$6,500	\$27,000	\$3,000	\$5,200

RESET EXISTING CASTING / U									
602099M	2021Q3	21127	HUNTERDON	NHP-0078 (328)	5	\$600.00	\$710.00	\$250.00	\$800.00
		21134	MIDDLESEX	100% State	6	\$700	\$500	\$1,200	\$530.00
	2021Q4	22403	MERCER	STATE	25	\$50.00	\$50.00	\$640.00	\$825.00
	2022Q1	22404	MIDDLESEX	STATE	25	\$50.00	\$50.00	\$25.00	\$825.00
	2022Q2	22113	SOMERSET	NHP-0022 (351)	10	\$1,000	\$550	\$750	\$1,000
		22131	OCEAN	STBGP-D00S (595)	11	\$750.00	\$900.00		\$750.00

HISTORICAL BID PRICE LISTING
BY REGION

REGION: C

PAY ITEM	CALENDAR QUARTER	CONTRACT NUMBER	COUNTY LOCATION	PROJECT DESCRIPTION	BID QUANTITY	AWARD PRICE	SECOND BIDDER	THIRD BIDDER	ESTIMATE

SET INLET TYPE A, CASTING / U									
602102M	2021Q4	22403	MERCER	STATE	15	\$1,555	\$1,175	\$1,200	\$1,000
		22403	MERCER	STATE	20	\$50	\$50	\$1,600	\$825.00
	2022Q1	22404	MIDDLESEX	STATE	5	\$1,286	\$1,000	\$500	\$1,000
		22405	MONMOUTH	STATE	9	\$1,155	\$1,150	\$1,150	\$1,000
		22404	MIDDLESEX	STATE	20	\$50.00	\$50.00	\$25.00	\$825.00

SET INLET TYPE B, CASTING / U									
602105M	2021Q3	21134	MIDDLESEX	100% State	2	\$1,700	\$2,500	\$800	\$1,500
	2021Q4	22403	MERCER	STATE	20	\$50	\$50	\$1,900	\$1,430
		22403	MERCER	STATE	111	\$1,300	\$1,700	\$1,600	\$1,500
	2022Q1	22404	MIDDLESEX	STATE	20	\$50.00	\$50.00	\$25.00	\$1,430
		22404	MIDDLESEX	STATE	40	\$1,391	\$1,350	\$500	\$1,500
		22405	MONMOUTH	STATE	123	\$1,470	\$1,450	\$1,750	\$1,500
	2022Q2	22112	MERCER	NHP-0029 (329)	2	\$1,400	\$2,000	\$2,000	\$1,500
		22107	OCEAN	NHP-0009 (328)	40	\$1,850	\$1,200	\$2,000	\$800.00

SET INLET TYPE E, CASTING / U									
602108M	2021Q3	21134	MIDDLESEX	100% State	4	\$1,700	\$2,500	\$900	\$1,500
	2021Q4	22403	MERCER	STATE	13	\$1,400	\$1,800	\$1,700	\$1,700
		22403	MERCER	STATE	20	\$50	\$50	\$2,100	\$1,760
	2022Q1	22405	MONMOUTH	STATE	6	\$1,575	\$1,600	\$1,800	\$1,700
		22404	MIDDLESEX	STATE	11	\$1,470	\$1,500	\$500	\$1,700
		22404	MIDDLESEX	STATE	20	\$50.00	\$50.00	\$25.00	\$1,760
	2022Q2	22112	MERCER	NHP-0029 (329)	1	\$1,500	\$2,200	\$2,000	\$1,600
		22121	MONMOUTH	NHP-1015 (350)	1	\$2,500	\$500	\$2,300	\$1,500
22107		OCEAN	NHP-0009 (328)	10	\$1,950	\$1,200	\$2,000	\$812.00	

SET INLET TYPE ES, CASTING / U									
602111M	2021Q4	22403	MERCER	STATE	3	\$4,500	\$3,750	\$4,800	\$2,500

HISTORICAL BID PRICE LISTING
BY REGION

REGION: C

PAY ITEM	CALENDAR QUARTER	CONTRACT NUMBER	COUNTY LOCATION	PROJECT DESCRIPTION	BID QUANTITY	AWARD PRICE	SECOND BIDDER	THIRD BIDDER	ESTIMATE
SET INLET TYPE ES, CASTING / U		22403	MERCER	STATE	5	\$50	\$50	\$2,100	\$2,310
602111M	2022Q1	22404	MIDDLESEX	STATE	5	\$50.00	\$50.00	\$25.00	\$2,310
		22405	MONMOUTH	STATE	10	\$3,570	\$3,600	\$3,875	\$2,000

SET MANHOLE CASTING / U									
602114M	2021Q4	22403	MERCER	STATE	10	\$50	\$50	\$1,500	\$990.00
		22403	MERCER	STATE	32	\$793	\$1,050	\$1,350	\$1,000
	2022Q1	22404	MIDDLESEX	STATE	10	\$50.00	\$50.00	\$25.00	\$990.00
		22404	MIDDLESEX	STATE	33	\$865	\$1,150	\$500	\$1,100
		22405	MONMOUTH	STATE	67	\$850	\$1,100	\$1,050	\$1,000
	2022Q2	22107	OCEAN	NHP-0009 (328)	11	\$1,135	\$1,200	\$1,500	\$680.00

SET SQUARE FRAMED MANHOLE CASTING, CIRCU / U									
602117M	2021Q4	22403	MERCER	STATE	10	\$1,575	\$2,050	\$2,500	\$2,000
	2022Q1	22404	MIDDLESEX	STATE	18	\$2,375	\$2,300	\$500	\$2,000
		22405	MONMOUTH	STATE	29	\$2,506	\$2,500	\$2,250	\$2,000

RECONSTRUCTED INLET, TYPE A, USING EXIST / U									
602120M	2021Q4	22403	MERCER	STATE	5	\$50	\$50	\$1,100	\$800.00
	2022Q1	22404	MIDDLESEX	STATE	5	\$50.00	\$50.00	\$25.00	\$800.00

RECONSTRUCTED INLET, TYPE B, USING EXIST / U									
602123M	2021Q3	21127	HUNTERDON	NHP-0078 (328)	5	\$1,800	\$1,800	\$500	\$2,350
	2021Q4	22403	MERCER	STATE	5	\$50	\$50	\$1,100	\$1,000
	2022Q1	22404	MIDDLESEX	STATE	5	\$50.00	\$50.00	\$25.00	\$1,000

HISTORICAL BID PRICE LISTING
BY REGION

REGION: C

PAY ITEM	CALENDAR QUARTER	CONTRACT NUMBER	COUNTY LOCATION	PROJECT DESCRIPTION	BID QUANTITY	AWARD PRICE	SECOND BIDDER	THIRD BIDDER	ESTIMATE
RECONSTRUCTED INLET, TYPE B, USING EXIST / U									
602123M	2022Q2	22131	OCEAN	STBGP-D00S (595)	5	\$2,100	\$3,200		\$1,400
RECONSTRUCTED INLET, TYPE E, USING EXIST / U									
602129M	2021Q3	21127	HUNTERDON	NHP-0078 (328)	5	\$1,800	\$1,800	\$500	\$1,700
	2021Q4	22403	MERCER	STATE	5	\$50	\$50	\$1,100	\$1,600
	2022Q1	22404	MIDDLESEX	STATE	5	\$50.00	\$50.00	\$25.00	\$1,600
RECONSTRUCTED INLET, TYPE A, USING NEW C / U									
602150M	2021Q4	22403	MERCER	STATE	2	\$2,130	\$1,500	\$2,000	\$1,600
		22403	MERCER	STATE	10	\$50	\$50	\$1,650	\$1,100
	2022Q1	22405	MONMOUTH	STATE	2	\$1,680	\$1,700	\$1,525	\$1,600
		22404	MIDDLESEX	STATE	3	\$1,916	\$1,100	\$1,200	\$1,600
		22404	MIDDLESEX	STATE	10	\$50.00	\$50.00	\$25.00	\$1,100
	2022Q2	22107	OCEAN	NHP-0009 (328)	3	\$1,525	\$3,200	\$5,000	\$1,437
RECONSTRUCTED INLET, TYPE B, USING NEW C / U									
602153M	2021Q3	21127	HUNTERDON	NHP-0078 (328)	5	\$2,400	\$2,700	\$750	\$3,050
	2021Q4	22403	MERCER	STATE	20	\$50	\$50	\$2,000	\$1,600
		22403	MERCER	STATE	29	\$2,275	\$1,900	\$2,300	\$2,000
	2022Q1	22404	MIDDLESEX	STATE	20	\$50.00	\$50.00	\$25.00	\$1,600
		22404	MIDDLESEX	STATE	28	\$2,310	\$1,600	\$1,750	\$2,000
		22405	MONMOUTH	STATE	50	\$2,100	\$2,100	\$1,925	\$2,000
	2022Q2	22107	OCEAN	NHP-0009 (328)	27	\$1,865	\$3,200	\$4,800	\$890.00
RECONSTRUCTED INLET, TYPE B MODIFIED, US / U									
602155M	2022Q1	22404	MIDDLESEX	STATE	1	\$3,990	\$1,600	\$1,000	\$2,400

HISTORICAL BID PRICE LISTING
BY REGION

REGION: C

PAY ITEM	CALENDAR QUARTER	CONTRACT NUMBER	COUNTY LOCATION	PROJECT DESCRIPTION	BID QUANTITY	AWARD PRICE	SECOND BIDDER	THIRD BIDDER	ESTIMATE
RECONSTRUCTED INLET, TYPE B MODIFIED, US / U									
602155M	(cont)	22405	MONMOUTH	STATE	1	\$2,100	\$2,100	\$1,925	\$2,500
RECONSTRUCTED INLET, TYPE E, USING NEW C / U									
602159M	2021Q3	21127	HUNTERDON	NHP-0078 (328)	5	\$2,400	\$2,800	\$750	\$2,900
	2021Q4	22403	MERCER	STATE	8	\$2,375	\$2,000	\$2,400	\$2,200
		22403	MERCER	STATE	10	\$50	\$50	\$2,000	\$1,650
	2022Q1	22404	MIDDLESEX	STATE	6	\$2,363	\$1,700	\$1,750	\$2,200
		22404	MIDDLESEX	STATE	10	\$50.00	\$50.00	\$25.00	\$1,650
		22405	MONMOUTH	STATE	11	\$2,205	\$2,200	\$2,000	\$2,200
	2022Q2	22107	OCEAN	NHP-0009 (328)	6	\$2,000	\$3,250	\$4,500	\$900.00
RECONSTRUCTED INLET, TYPE ES, USING NEW / U									
602160M	2022Q1	22405	MONMOUTH	STATE	4	\$4,410	\$4,450	\$4,050	\$4,500
RECONSTRUCTED MANHOLE, USING EXISTING CA / U									
602180M	2021Q4	22403	MERCER	STATE	5	\$50	\$50	\$1,100	\$2,200
	2022Q1	22404	MIDDLESEX	STATE	5	\$50.00	\$50.00	\$25.00	\$2,200
	2022Q2	22107	OCEAN	NHP-0009 (328)	2	\$775	\$2,600	\$4,500	\$1,160
RECONSTRUCTED MANHOLE, USING NEW CASTING / U									
602183M	2021Q4	22403	MERCER	STATE	5	\$50	\$50	\$1,500	\$1,540
	2022Q1	22404	MIDDLESEX	STATE	5	\$50.00	\$50.00	\$25.00	\$1,540
	2022Q2	22107	OCEAN	NHP-0009 (328)	7	\$1,300	\$3,200	\$4,000	\$1,500

HISTORICAL BID PRICE LISTING
BY REGION

REGION: C

PAY ITEM	CALENDAR QUARTER	CONTRACT NUMBER	COUNTY LOCATION	PROJECT DESCRIPTION	BID QUANTITY	AWARD PRICE	SECOND BIDDER	THIRD BIDDER	ESTIMATE

BICYCLE SAFE GRATE / U									
602210M	2021Q3	21127	HUNTERDON	NHP-0078 (328)	5	\$1,200	\$800	\$500	\$550.00
	2021Q4	22403	MERCER	STATE	22	\$426.00	\$345.00	\$500.00	\$400.00
		22403	MERCER	STATE	100	\$50.00	\$300.00	\$550.00	\$275.00
	2022Q1	22404	MIDDLESEX	STATE	4	\$500.00	\$500.00	\$350.00	\$400.00
		22405	MONMOUTH	STATE	5	\$470.00	\$250.00	\$350.00	\$400.00
		22404	MIDDLESEX	STATE	100	\$50.00	\$300.00	\$25.00	\$275.00
	2022Q2	22108	MERCER	NHP-0029 (327)	1	\$875	\$625	\$2,000	\$816.00
		22113	SOMERSET	NHP-0022 (351)	10	\$1,000	\$368	\$400	\$380.00

CURB PIECE / U									
602213M	2021Q3	21136	MONMOUTH	100% STATE	4	\$500.00	\$500.00	\$75.00	\$600.00
		21127	HUNTERDON	NHP-0078 (328)	6	\$1,200	\$740	\$300	\$610.00
		21130	MERCER	STBGP-0130 (327)	9	\$400	\$475	\$1,250	\$500.00
	2021Q4	22403	MERCER	STATE	3	\$344.00	\$525.00	\$450.00	\$450.00
		22403	MERCER	STATE	125	\$50.00	\$440.00	\$400.00	\$275.00
	2022Q1	22404	MIDDLESEX	STATE	9	\$405.00	\$400.00	\$350.00	\$450.00
		22405	MONMOUTH	STATE	9	\$370.00	\$175.00	\$525.00	\$450.00
		22404	MIDDLESEX	STATE	125	\$50.00	\$300.00	\$25.00	\$275.00
	2022Q2	22116	MERCER	CRRSAA-FLEX-0027 (304)	2	\$700.00	\$350.00	\$220.00	\$800.00
		22108	MERCER	NHP-0029 (327)	8	\$73	\$550	\$2,000	\$661.00
		22113	SOMERSET	NHP-0022 (351)	10	\$1,000	\$345	\$390	\$650.00
		22131	OCEAN	STBGP-D00S (595)	24	\$600.00	\$900.00		\$700.00

CLEANING DRAINAGE STRUCTURE / U									
602216M	2021Q3	21136	MONMOUTH	100% STATE	4	\$500	\$1,000	\$300	\$400.00
		21134	MIDDLESEX	100% State	16	\$300	\$1,000	\$300	\$600.00
	2021Q4	22403	MERCER	STATE	3	\$1,250	\$340	\$530	\$375.00

HISTORICAL BID PRICE LISTING
BY REGION

REGION: C

PAY ITEM	CALENDAR QUARTER	CONTRACT NUMBER	COUNTY LOCATION	PROJECT DESCRIPTION	BID QUANTITY	AWARD PRICE	SECOND BIDDER	THIRD BIDDER	ESTIMATE
CLEANING DRAINAGE STRUCTURE / U									
602216M	(cont)	22403	MERCER	STATE	50	\$50.00	\$150.00	\$425.00	\$375.00
	2022Q1	22405	MONMOUTH	STATE	4	\$1,500	\$525	\$500	\$375.00
		22404	MIDDLESEX	STATE	6	\$1,500	\$250	\$200	\$375.00
		22404	MIDDLESEX	STATE	50	\$50.00	\$50.00	\$25.00	\$375.00
	2022Q2	22107	OCEAN	NHP-0009 (328)	8	\$550	\$1,400	\$440	\$350.00
		22112	MERCER	NHP-0029 (329)	12	\$330.00	\$350.00	\$650.00	\$330.00
		22131	OCEAN	STBGP-D00S (595)	25	\$550.00	\$525.00		\$400.00

OUTLET CONTROL STRUCTURE / U									
602223M	2022Q2	22107	OCEAN	NHP-0009 (328)	4	\$20,000	\$13,000	\$35,000	\$12,000

JUNCTION CHAMBER / U									
602226M	2022Q2	22112	MERCER	NHP-0029 (329)	11	\$15,000	\$20,000	\$20,000	\$6,800

MANUFACTURED TREATMENT DEVICE / U									
602229M	2022Q2	22112	MERCER	NHP-0029 (329)	3	\$25,000	\$31,000	\$25,000	\$62,600

SPECIAL DRAINAGE STRUCTURE / U									
602235M	2022Q2	22112	MERCER	NHP-0029 (329)	1	\$29,000	\$40,000	\$30,000	\$28,000
		22112	MERCER	NHP-0029 (329)	2	\$15,000	\$18,000	\$20,000	\$15,500
		22112	MERCER	NHP-0029 (329)	4	\$13,000	\$17,000	\$20,000	\$15,000
		22112	MERCER	NHP-0029 (329)	5	\$13,000	\$24,000	\$20,000	\$17,200

INLET, NON-STANDARD / U									
602290M	2022Q2	22107	OCEAN	NHP-0009 (328)	7	\$17,500	\$14,000	\$25,000	\$6,000

18" TIDE CONTROL CHECK VALVE, INLINE / U									
602291M	2022Q2	22112	MERCER	NHP-0029 (329)	2	\$8,000	\$5,600	\$6,500	\$9,800

HISTORICAL BID PRICE LISTING
 BY REGION

REGION: C

PAY ITEM	CALENDAR QUARTER	CONTRACT NUMBER	COUNTY LOCATION	PROJECT DESCRIPTION	BID QUANTITY	AWARD PRICE	SECOND BIDDER	THIRD BIDDER	ESTIMATE

24" TIDE CONTROL CHECK VALVE, INLINE / U									
602292M	2022Q2	22112	MERCER	NHP-0029(329)	2	\$8,500	\$9,300	\$7,000	\$13,000

30" TIDE CONTROL CHECK VALVE, INLINE / U									
602293M	2022Q2	22112	MERCER	NHP-0029(329)	1	\$16,000	\$11,700	\$8,500	\$16,300

36" TIDE CONTROL CHECK VALVE, INLINE / U									
602294M	2022Q2	22112	MERCER	NHP-0029(329)	1	\$17,000	\$18,000	\$10,000	\$19,500

42" TIDE CONTROL CHECK VALVE, INLINE / U									
602295M	2022Q2	22112	MERCER	NHP-0029(329)	2	\$21,000	\$20,000	\$14,000	\$22,800

HISTORICAL BID PRICE LISTING
 BY REGION

REGION: C

PAY ITEM	CALENDAR QUARTER	CONTRACT NUMBER	COUNTY LOCATION	PROJECT DESCRIPTION	BID QUANTITY	AWARD PRICE	SECOND BIDDER	THIRD BIDDER	ESTIMATE

15" TIDE CONTROL CHECK VALVE, INLINE / U									
602307M	2022Q2	22112	MERCER	NHP-0029 (329)	3	\$6,220	\$6,000	\$5,000	\$8,200

48" TIDE CONTROL CHECK VALVE, INLINE / U									
602316M	2022Q2	22112	MERCER	NHP-0029 (329)	2	\$42,000	\$23,000	\$20,000	\$26,000

TIDAL CHECK VALVE, SIZE 15" / U									
602344M	2022Q2	22112	MERCER	NHP-0029 (329)	1	\$13,000	\$6,500	\$5,000	\$8,200

TIDAL CHECK VALVE, SIZE 18" / U									
602345M	2022Q2	22112	MERCER	NHP-0029 (329)	1	\$14,000	\$7,500	\$6,500	\$9,800

HISTORICAL BID PRICE LISTING
 BY REGION

REGION: C

PAY ITEM	CALENDAR QUARTER	CONTRACT NUMBER	COUNTY LOCATION	PROJECT DESCRIPTION	BID QUANTITY	AWARD PRICE	SECOND BIDDER	THIRD BIDDER	ESTIMATE

RIPRAP STONE SLOPE PROTECTION, _"THICK / SY									
603017P	2021Q3	21127	HUNTERDON	NHP-0078 (328)	13,129	\$45.00	\$43.00	\$20.00	\$140.00
	2022Q2	22121	MONMOUTH	NHP-1015 (350)	70	\$40.00	\$60.00	\$100.00	\$150.00
		22107	OCEAN	NHP-0009 (328)	129	\$55.00	\$40.00	\$200.00	\$70.00
		22112	MERCER	NHP-0029 (329)	1,391	\$230.00	\$325.00	\$265.00	\$250.00

RIPRAP STONE CHANNEL PROTECTION, 12" THI / SY									
603036P	2022Q2	22107	OCEAN	NHP-0009 (328)	58	\$100.00	\$80.00	\$325.00	\$110.00

SHOTCRETE, 6" THICK / SY									
603067P	2021Q3	21127	HUNTERDON	NHP-0078 (328)	5,000	\$125.00	\$210.00	\$95.00	\$350.00

HISTORICAL BID PRICE LISTING
 BY REGION

REGION: C

PAY ITEM -----	CALENDAR QUARTER -----	CONTRACT NUMBER -----	COUNTY LOCATION -----	PROJECT DESCRIPTION -----	BID QUANTITY -----	AWARD PRICE -----	SECOND BIDDER -----	THIRD BIDDER -----	ESTIMATE -----
ROCK DRAIN / U									
603125M	2021Q3	21127	HUNTERDON	NHP-0078 (328)	318	\$1,500	\$1,600	\$1,300	\$1,900

HISTORICAL BID PRICE LISTING
 BY REGION

REGION: C

PAY ITEM	CALENDAR QUARTER	CONTRACT NUMBER	COUNTY LOCATION	PROJECT DESCRIPTION	BID QUANTITY	AWARD PRICE	SECOND BIDDER	THIRD BIDDER	ESTIMATE
GABION WALL / CY									
604003P	2022Q2	22121	MONMOUTH	NHP-1015 (350)	3	\$1,500	\$1,500	\$1,200	\$1,500
		22107	OCEAN	NHP-0009 (328)	371	\$650.00	\$270.00	\$360.00	\$450.00

GABION CHANNEL LINING / CY									
604012P	2022Q2	22107	OCEAN	NHP-0009 (328)	38	\$475.00	\$400.00	\$550.00	\$240.00

HISTORICAL BID PRICE LISTING
BY REGION

REGION: C

PAY ITEM	CALENDAR QUARTER	CONTRACT NUMBER	COUNTY LOCATION	PROJECT DESCRIPTION	BID QUANTITY	AWARD PRICE	SECOND BIDDER	THIRD BIDDER	ESTIMATE

CHAIN-LINK FENCE, ALUMINUM-COATED STEEL, / LF									
605009P	2022Q2	22462	MONMOUTH	STATE	3,000	\$65.00	\$94.75		\$75.00

POST AND RAIL FENCE / LF									
605010P	2022Q2	22107	OCEAN	NHP-0009(328)	2,311	\$28.00	\$80.00	\$68.00	\$42.00

CHAIN-LINK FENCE, PVC-COATED STEEL, 6' H / LF									
605027P	2022Q2	22462	MONMOUTH	STATE	1,400	\$65.00	\$99.25		\$79.00

CHAIN-LINK FENCE, 6' HIGH / LF									
605045P	2021Q3	21127	HUNTERDON	NHP-0078(328)	2,173	\$50.00	\$58.00	\$50.00	\$40.00

CHAIN-LINK FENCE, 7' HIGH / LF									
605048P	2022Q2	22131	OCEAN	STBGP-D00S(595)	99	\$73.00	\$115.00		\$40.00

GATE, CHAIN-LINK FENCE, ALUMINUM COATED / U									
605060M	2022Q2	22462	MONMOUTH	STATE	3	\$0.01	\$555.00		\$350.00

GATE, CHAIN-LINK FENCE, ALUMINUM COATED / U									
605066M	2022Q2	22462	MONMOUTH	STATE	3	\$0	\$1,099		\$400.00

GATE, CHAIN-LINK FENCE, ALUMINUM COATED / U									
605069M	2022Q2	22462	MONMOUTH	STATE	3	\$0	\$1,445		\$450.00

GATE, CHAIN-LINK FENCE, ALUMINUM COATED / U									
605072M	2022Q2	22462	MONMOUTH	STATE	3	\$0	\$1,495		\$500.00

HISTORICAL BID PRICE LISTING
 BY REGION

REGION: C

PAY ITEM	CALENDAR QUARTER	CONTRACT NUMBER	COUNTY LOCATION	PROJECT DESCRIPTION	BID QUANTITY	AWARD PRICE	SECOND BIDDER	THIRD BIDDER	ESTIMATE

GATE, CHAIN-LINK FENCE, ALUMINUM COATED / U									
605081M	2022Q2	22462	MONMOUTH	STATE	3	\$0	\$2,045		\$600.00

GATE, CHAIN-LINK FENCE, PVC-COATED STEEL / U									
605099M	2022Q2	22462	MONMOUTH	STATE	3	\$0.01	\$840.00		\$360.00

HISTORICAL BID PRICE LISTING
BY REGION

REGION: C

PAY ITEM	CALENDAR QUARTER	CONTRACT NUMBER	COUNTY LOCATION	PROJECT DESCRIPTION	BID QUANTITY	AWARD PRICE	SECOND BIDDER	THIRD BIDDER	ESTIMATE
GATE, CHAIN-LINK FENCE, PVC-COATED STEEL / U									
605105M	2022Q2	22462	MONMOUTH	STATE	3	\$0	\$1,750		\$410.00
GATE, CHAIN-LINK FENCE, PVC-COATED STEEL / U									
605108M	2022Q2	22462	MONMOUTH	STATE	3	\$0	\$2,175		\$460.00
GATE, CHAIN-LINK FENCE, PVC-COATED STEEL / U									
605111M	2022Q2	22462	MONMOUTH	STATE	3	\$0	\$2,250		\$630.00
GATE, CHAIN-LINK FENCE, PVC-COATED STEEL / U									
605120M	2022Q2	22462	MONMOUTH	STATE	3	\$0	\$3,030		\$650.00
SLIDING GATE, SECURITY FENCE, 12' WIDE / U									
605152M	2022Q2	22462	MONMOUTH	STATE	2	\$0	\$4,625		\$4,125
REPAIRING CHAIN-LINK FENCE / LF									
605174M	2022Q2	22462	MONMOUTH	STATE	2,000	\$60.00	\$74.22		\$55.00
BARRIER CURB MOUNTED FENCE / LF									
605175M	2022Q2	22462	MONMOUTH	STATE	740	\$145.00	\$144.65		\$115.00
TEMPORARY CHAIN-LINK FENCE, 6' HIGH / LF									
605183P	2022Q2	22121	MONMOUTH	NHP-1015(350)	322	\$10.00	\$40.00	\$40.00	\$25.00
HANDRAIL / LF									
605193P	2022Q2	22112	MERCER	NHP-0029(329)	19	\$500.00	\$750.00	\$500.00	\$200.00

HISTORICAL BID PRICE LISTING
 BY REGION

REGION: C

PAY ITEM -----	CALENDAR QUARTER -----	CONTRACT NUMBER -----	COUNTY LOCATION -----	PROJECT DESCRIPTION -----	BID QUANTITY -----	AWARD PRICE -----	SECOND BIDDER -----	THIRD BIDDER -----	ESTIMATE -----
WOOD STOCKADE FENCE / LF									
605195P	2021Q3	21136	MONMOUTH	100% STATE	74	\$91.00	\$60.00	\$80.00	\$140.00

HISTORICAL BID PRICE LISTING
 BY REGION

REGION: C

PAY ITEM	CALENDAR QUARTER	CONTRACT NUMBER	COUNTY LOCATION	PROJECT DESCRIPTION	BID QUANTITY	AWARD PRICE	SECOND BIDDER	THIRD BIDDER	ESTIMATE
RESET FENCE / LF									
605212P	2022Q2	22107	OCEAN	NHP-0009 (328)	30	\$27.00	\$65.00	\$95.00	\$70.00
		22462	MONMOUTH	STATE	500	\$145.00	\$144.65		\$145.00
		22462	MONMOUTH	STATE	1,000	\$60.00	\$74.22		\$60.00

HISTORICAL BID PRICE LISTING
BY REGION

REGION: C

PAY ITEM	CALENDAR QUARTER	CONTRACT NUMBER	COUNTY LOCATION	PROJECT DESCRIPTION	BID QUANTITY	AWARD PRICE	SECOND BIDDER	THIRD BIDDER	ESTIMATE
HOT MIX ASPHALT SIDEWALK, 2" THICK / SY									
606003P	2022Q1	22405	MONMOUTH	STATE	13	\$73.50	\$75.00	\$85.00	\$85.00
HOT MIX ASPHALT SIDEWALK, 5" THICK / SY									
606006P	2022Q1	22404	MIDDLESEX	STATE	20	\$150.00	\$200.00	\$60.00	\$85.00
	2022Q2	22131	OCEAN	STBGP-D00S (595)	36	\$65.00	\$170.00		\$150.00
CONCRETE SIDEWALK, 4" THICK / SY									
606012P	2021Q3	21134	MIDDLESEX	100% State	626	\$85.00	\$130.00	\$100.00	\$120.00
		21136	MONMOUTH	100% STATE	680	\$113.50	\$100.00	\$77.00	\$125.00
	2021Q4	22403	MERCER	STATE	500	\$45.00	\$75.00	\$200.00	\$77.00
	2022Q1	22428	MERCER	100% STATE	200	\$85.00	\$130.00		\$80.00
		22404	MIDDLESEX	STATE	500	\$50.00	\$105.00	\$20.00	\$77.00
	2022Q2	22121	MONMOUTH	NHP-1015 (350)	1	\$1,500	\$500	\$500	\$300.00
		22113	SOMERSET	NHP-0022 (351)	28	\$215.00	\$157.50	\$340.00	\$100.00
		22131	OCEAN	STBGP-D00S (595)	579	\$190.00	\$200.00		\$100.00
		22118	MIDDLESEX	NHP- 0018 (308)	582	\$160.00	\$140.00	\$138.96	\$75.00
		22107	OCEAN	NHP-0009 (328)	18,719	\$65.00	\$105.00	\$112.00	\$103.00
TINTED CONCRETE SIDEWALK, 4" THICK / SY									
606013P	2022Q2	22107	OCEAN	NHP-0009 (328)	22	\$175.00	\$245.00	\$210.00	\$100.00
		22116	MERCER	CRRSAA-FLEX-0027 (304)	238	\$140.00	\$400.00	\$123.00	\$260.00
CONCRETE SIDEWALK, 6" THICK / SY									
606018P	2021Q4	22403	MERCER	STATE	222	\$125.25	\$165.00	\$215.00	\$90.00
		22403	MERCER	STATE	250	\$45.00	\$85.00	\$200.00	\$82.00
	2022Q1	22404	MIDDLESEX	STATE	118	\$105.00	\$105.00	\$75.00	\$90.00

HISTORICAL BID PRICE LISTING
BY REGION

REGION: C

PAY ITEM	CALENDAR QUARTER	CONTRACT NUMBER	COUNTY LOCATION	PROJECT DESCRIPTION	BID QUANTITY	AWARD PRICE	SECOND BIDDER	THIRD BIDDER	ESTIMATE

CONCRETE SIDEWALK, 6" THICK / SY									
606018P	(cont)	22428	MERCER	100% STATE	150	\$85.00	\$150.00		\$85.00
		22404	MIDDLESEX	STATE	250	\$50.00	\$105.00	\$20.00	\$82.00
		22405	MONMOUTH	STATE	1,056	\$141.75	\$148.00	\$170.00	\$90.00
	2022Q2	22112	MERCER	NHP-0029 (329)	790	\$165.00	\$150.00	\$110.00	\$120.00

CONCRETE SIDEWALK, 8" THICK / SY									
606021P	2022Q2	22113	SOMERSET	NHP-0022 (351)	20	\$270.00	\$183.75	\$455.00	\$180.00
		22108	MERCER	NHP-0029 (327)	404	\$405.00	\$345.00	\$300.00	\$145.00

BRICK PAVERS / SY									
606029P	2022Q1	22428	MERCER	100% STATE	25	\$125.00	\$400.00		\$175.00

HOT MIX ASPHALT DRIVEWAY, 1 1/2" THICK / SY									
606030P	2022Q2	22107	OCEAN	NHP-0009 (328)	245	\$40.00	\$25.00	\$96.00	\$52.00

HOT MIX ASPHALT DRIVEWAY, 6" THICK / SY									
606039P	2021Q4	22403	MERCER	STATE	250	\$10.00	\$25.00	\$125.00	\$77.00
		22403	MERCER	STATE	251	\$150.00	\$130.00	\$110.00	\$65.00
	2022Q1	22404	MIDDLESEX	STATE	80	\$150.00	\$80.00	\$55.00	\$65.00
		22404	MIDDLESEX	STATE	250	\$10.00	\$85.00	\$5.00	\$77.00
		22405	MONMOUTH	STATE	689	\$125.00	\$93.00	\$120.00	\$65.00
	2022Q2	22107	OCEAN	NHP-0009 (328)	10,553	\$68.00	\$56.00	\$72.00	\$42.00

HOT MIX ASPHALT DRIVEWAY, 8" THICK / SY									
606040P	2021Q3	21134	MIDDLESEX	100% State	222	\$60.00	\$60.00	\$80.00	\$90.00

HISTORICAL BID PRICE LISTING
BY REGION

REGION: C

PAY ITEM	CALENDAR QUARTER	CONTRACT NUMBER	COUNTY LOCATION	PROJECT DESCRIPTION	BID QUANTITY	AWARD PRICE	SECOND BIDDER	THIRD BIDDER	ESTIMATE
HOT MIX ASPHALT DRIVEWAY, VARIABLE THICK / SY									
606042P	2021Q4	22403	MERCER	STATE	250	\$10.00	\$25.00	\$90.00	\$60.00
		22403	MERCER	STATE	2,221	\$74.50	\$45.00	\$44.00	\$45.00
	2022Q1	22404	MIDDLESEX	STATE	250	\$10.00	\$75.00	\$5.00	\$60.00
		22404	MIDDLESEX	STATE	837	\$125.00	\$70.00	\$50.00	\$45.00
		22405	MONMOUTH	STATE	3,560	\$78.00	\$71.00	\$44.00	\$45.00

STONE OR GRAVEL DRIVEWAY, ___" THICK / SY									
606044P	2022Q2	22121	MONMOUTH	NHP-1015 (350)	295	\$25.00	\$50.00	\$25.00	\$25.00

CONCRETE DRIVEWAY, 6" THICK / SY									
606051P	2021Q4	22403	MERCER	STATE	62	\$145.00	\$165.00	\$215.00	\$160.00
	2022Q1	22405	MONMOUTH	STATE	70	\$152.25	\$160.00	\$170.00	\$160.00
		22404	MIDDLESEX	STATE	268	\$120.75	\$105.00	\$100.00	\$150.00
	2022Q2	22107	OCEAN	NHP-0009 (328)	4,499	\$130.00	\$120.00	\$120.00	\$100.00

CONCRETE DRIVEWAY, REINFORCED, 6" THICK / SY									
606057P	2021Q4	22403	MERCER	STATE	70	\$155.00	\$165.00	\$220.00	\$170.00
	2022Q1	22405	MONMOUTH	STATE	70	\$152.25	\$160.00	\$170.00	\$170.00

CONCRETE ISLAND, 4" THICK / SY									
606075P	2021Q3	21136	MONMOUTH	100% STATE	2	\$100.00	\$100.00	\$250.00	\$175.00
	2022Q2	22118	MIDDLESEX	NHP- 0018 (308)	4	\$162.00	\$225.00	\$138.96	\$154.00
		22107	OCEAN	NHP-0009 (328)	118	\$150.00	\$245.00	\$270.00	\$125.00
		22107	OCEAN	NHP-0009 (328)	439	\$65.00	\$115.00	\$135.00	\$125.00

CONCRETE ISLAND, 6" THICK / SY									
606078P	2021Q4	22403	MERCER	STATE	351	\$125.25	\$165.00	\$220.00	\$160.00

HISTORICAL BID PRICE LISTING
BY REGION

REGION: C

PAY ITEM	CALENDAR QUARTER	CONTRACT NUMBER	COUNTY LOCATION	PROJECT DESCRIPTION	BID QUANTITY	AWARD PRICE	SECOND BIDDER	THIRD BIDDER	ESTIMATE
	2022Q1	22404	MIDDLESEX	STATE	31	\$105.00	\$105.00	\$100.00	\$130.00
		22405	MONMOUTH	STATE	137	\$141.75	\$155.00	\$170.00	\$160.00
	2022Q2	22112	MERCER	NHP-0029 (329)	10	\$150.00	\$140.00	\$200.00	\$130.00

DETECTABLE WARNING SURFACE / SY									
606084P	2021Q3	21134	MIDDLESEX	100% State	1	\$350.00	\$450.00	\$250.00	\$300.00
		21136	MONMOUTH	100% STATE	9	\$263.45	\$250.00	\$280.00	\$300.00
	2021Q4	22403	MERCER	STATE	21	\$300.00	\$130.00	\$350.00	\$200.00
		22403	MERCER	STATE	50	\$300.00	\$300.00	\$350.00	\$200.00
	2022Q1	22404	MIDDLESEX	STATE	9	\$294.00	\$520.00	\$500.00	\$200.00
		22428	MERCER	100% STATE	25	\$80.00	\$100.00		\$50.00
		22404	MIDDLESEX	STATE	50	\$300.00	\$500.00	\$500.00	\$200.00
		22405	MONMOUTH	STATE	98	\$294.00	\$300.00	\$130.00	\$200.00
	2022Q2	22113	SOMERSET	NHP-0022 (351)	15	\$540.00	\$265.00	\$400.00	\$340.00
		22131	OCEAN	STBGP-D00S (595)	26	\$225.00	\$400.00		\$340.00
		22118	MIDDLESEX	NHP- 0018 (308)	65	\$330.00	\$550.00	\$265.00	\$275.00
		22107	OCEAN	NHP-0009 (328)	282	\$265.00	\$400.00	\$360.00	\$270.00

DETECTABLE WARNING SURFACE, CAST IRON / SY									
606088P	2022Q2	22116	MERCER	CRRSAA-FLEX-0027 (304)	14	\$450.00	\$400.00	\$440.00	\$550.00

TURF PAVERS / SY									
606095P	2022Q1	22428	MERCER	100% STATE	125	\$150.00	\$160.00		\$175.00
	2022Q2	22121	MONMOUTH	NHP-1015 (350)	58	\$235.00	\$200.00	\$130.00	\$93.00

HISTORICAL BID PRICE LISTING
 BY REGION

REGION: C

PAY ITEM	CALENDAR QUARTER	CONTRACT NUMBER	COUNTY LOCATION	PROJECT DESCRIPTION	BID QUANTITY	AWARD PRICE	SECOND BIDDER	THIRD BIDDER	ESTIMATE
BLUESTONE SIDEWALK / SY									
606120P	2022Q2	22116	MERCER	CRRSAA-FLEX-0027(304	163	\$250.00	\$550.00	\$871.00	\$250.00

HISTORICAL BID PRICE LISTING
BY REGION

REGION: C

PAY ITEM	CALENDAR QUARTER	CONTRACT NUMBER	COUNTY LOCATION	PROJECT DESCRIPTION	BID QUANTITY	AWARD PRICE	SECOND BIDDER	THIRD BIDDER	ESTIMATE

24" X 41" CONCRETE BARRIER CURB / LF									
607012P	2022Q2	22131	OCEAN	STBGP-D00S (595)	40	\$100.00	\$535.00		\$500.00

9" X 16" CONCRETE VERTICAL CURB / LF									
607018P	2021Q3	21136	MONMOUTH	100% STATE	652	\$39.00	\$30.00	\$35.00	\$65.00
		21127	HUNTERDON	NHP-0078 (328)	688	\$50.00	\$100.00	\$40.00	\$55.00
		21134	MIDDLESEX	100% State	1,197	\$35.00	\$35.00	\$40.00	\$60.00
	2021Q4	22403	MERCER	STATE	1,000	\$45.00	\$48.00	\$100.00	\$42.00
		22403	MERCER	STATE	2,240	\$80.85	\$40.00	\$100.00	\$40.00
	2022Q1	22428	MERCER	100% STATE	50	\$75.00	\$100.00		\$50.00
		22404	MIDDLESEX	STATE	1,000	\$50.00	\$55.00	\$10.00	\$42.00
		22404	MIDDLESEX	STATE	2,029	\$75.60	\$52.00	\$50.00	\$40.00
		22405	MONMOUTH	STATE	4,779	\$64.29	\$73.00	\$41.00	\$40.00
	2022Q2	22121	MONMOUTH	NHP-1015 (350)	110	\$75.00	\$50.00	\$50.00	\$60.00
		22113	SOMERSET	NHP-0022 (351)	218	\$81.00	\$97.75	\$148.00	\$100.00
		22131	OCEAN	STBGP-D00S (595)	1,037	\$110.00	\$100.00		\$60.00
		22118	MIDDLESEX	NHP- 0018 (308)	1,068	\$91.25	\$72.00	\$90.03	\$65.00
		22108	MERCER	NHP-0029 (327)	2,151	\$86.50	\$68.00	\$100.00	\$60.00
		22112	MERCER	NHP-0029 (329)	10,594	\$53.00	\$50.00	\$50.00	\$55.00
		22107	OCEAN	NHP-0009 (328)	65,333	\$35.00	\$35.00	\$37.00	\$32.00

9" X 18" CONCRETE VERTICAL CURB / LF									
607021P	2021Q3	21134	MIDDLESEX	100% State	1,069	\$35.00	\$35.00	\$44.00	\$70.00
		21136	MONMOUTH	100% STATE	1,169	\$41.52	\$30.00	\$36.00	\$60.00
	2021Q4	22403	MERCER	STATE	750	\$45.00	\$48.00	\$100.00	\$50.00
		22403	MERCER	STATE	3,927	\$80.85	\$45.00	\$100.00	\$50.00
	2022Q1	22404	MIDDLESEX	STATE	750	\$50.00	\$55.00	\$10.00	\$50.00
		22404	MIDDLESEX	STATE	1,746	\$75.60	\$52.00	\$50.00	\$50.00
		22405	MONMOUTH	STATE	4,018	\$64.29	\$73.00	\$46.00	\$50.00
	2022Q2	22107	OCEAN	NHP-0009 (328)	62	\$39.00	\$43.00	\$37.00	\$45.00

HISTORICAL BID PRICE LISTING
 BY REGION

REGION: C

PAY ITEM	CALENDAR QUARTER	CONTRACT NUMBER	COUNTY LOCATION	PROJECT DESCRIPTION	BID QUANTITY	AWARD PRICE	SECOND BIDDER	THIRD BIDDER	ESTIMATE
9" X VARIABLE HEIGHT CONCRETE VERTICAL C / LF									
607069P	2021Q4	22403	MERCER	STATE	152	\$80.85	\$55.00	\$100.00	\$75.00
	2022Q1	22404	MIDDLESEX	STATE	50	\$75.60	\$52.00	\$50.00	\$75.00
		22405	MONMOUTH	STATE	1,192	\$64.29	\$73.00	\$56.50	\$75.00
	2022Q2	22113	SOMERSET	NHP-0022 (351)	141	\$81.00	\$97.75	\$153.00	\$100.00

GRANITE CURB / LF									
607075P	2022Q2	22116	MERCER	CRRSAA-FLEX-0027 (304	128	\$60.00	\$400.00	\$202.00	\$110.00

BLUESTONE CURB / LF									
607079P	2022Q2	22116	MERCER	CRRSAA-FLEX-0027 (304	112	\$90.00	\$250.00	\$171.00	\$200.00

HISTORICAL BID PRICE LISTING
BY REGION

REGION: C

PAY ITEM	CALENDAR QUARTER	CONTRACT NUMBER	COUNTY LOCATION	PROJECT DESCRIPTION	BID QUANTITY	AWARD PRICE	SECOND BIDDER	THIRD BIDDER	ESTIMATE

NONVEGETATIVE SURFACE, HOT MIX ASPHALT / SY									
608003P	2021Q3	21136	MONMOUTH	100% STATE	323	\$35.00	\$40.00	\$56.00	\$40.00
		21127	HUNTERDON	NHP-0078 (328)	2,965	\$50.00	\$63.00	\$40.00	\$42.00
	2021Q4	22403	MERCER	STATE	10	\$75.00	\$220.00	\$98.00	\$50.00
	2022Q1	22428	MERCER	100% STATE	75	\$50.00	\$55.00		\$75.00
	2022Q2	22121	MONMOUTH	NHP-1015 (350)	436	\$55.00	\$65.00	\$40.00	\$55.00
		22107	OCEAN	NHP-0009 (328)	1,745	\$35.50	\$95.00	\$60.00	\$47.00
		22112	MERCER	NHP-0029 (329)	6,145	\$43.00	\$46.00	\$60.00	\$60.00

NONVEGETATIVE SURFACE, POROUS HMA / SY									
608004P	2021Q3	21134	MIDDLESEX	100% State	109	\$40.00	\$90.00	\$65.00	\$50.00
	2022Q2	22131	OCEAN	STBGP-D00S (595)	459	\$47.00	\$115.00		\$50.00
		22108	MERCER	NHP-0029 (327)	3,985	\$45.00	\$83.00	\$65.00	\$55.00

NONVEGETATIVE SURFACE, POROUS HOT MIX AS / SY									
608005P	2022Q2	22108	MERCER	NHP-0029 (327)	1,791	\$54.00	\$119.00	\$75.00	\$50.00

NONVEGETATIVE SURFACE, POLYESTER MATTING / SY									
608012P	2022Q2	22121	MONMOUTH	NHP-1015 (350)	70	\$87.00	\$60.00	\$60.00	\$64.00

HISTORICAL BID PRICE LISTING
BY REGION

REGION: C

PAY ITEM	CALENDAR QUARTER	CONTRACT NUMBER	COUNTY LOCATION	PROJECT DESCRIPTION	BID QUANTITY	AWARD PRICE	SECOND BIDDER	THIRD BIDDER	ESTIMATE

BEAM GUIDE RAIL / LF									
609003M	2021Q3	21136	MONMOUTH	100% STATE	728	\$44.52	\$30.00	\$40.00	\$30.00
		21134	MIDDLESEX	100% State	1,226	\$35.00	\$33.00	\$36.00	\$32.00
		21127	HUNTERDON	NHP-0078 (328)	4,701	\$45.00	\$53.00	\$55.00	\$30.00
	2022Q2	22121	MONMOUTH	NHP-1015 (350)	400	\$38.00	\$45.00	\$30.00	\$37.00
		22131	OCEAN	STBGP-D00S (595)	976	\$37.00	\$65.00		\$48.00
		22107	OCEAN	NHP-0009 (328)	2,138	\$32.00	\$50.00	\$45.00	\$30.00
		22112	MERCER	NHP-0029 (329)	8,346	\$38.00	\$37.00	\$40.00	\$37.00
		22108	MERCER	NHP-0029 (327)	23,950	\$38.00	\$37.35	\$70.00	\$40.00

BEAM GUIDE RAIL, BRIDGE / LF									
609004M	2022Q2	22112	MERCER	NHP-0029 (329)	1,189	\$190.00	\$215.00	\$235.00	\$155.00
		22108	MERCER	NHP-0029 (327)	1,703	\$195.75	\$224.00	\$250.00	\$160.00

BEAM GUIDE RAIL, DUAL-FACED / LF									
609006M	2022Q2	22131	OCEAN	STBGP-D00S (595)	363	\$48.50	\$117.00		\$120.00
		22112	MERCER	NHP-0029 (329)	447	\$61.00	\$47.00	\$57.00	\$45.00

TANGENT GUIDE RAIL TERMINAL / U									
609027M	2021Q3	21127	HUNTERDON	NHP-0078 (328)	1	\$5,000	\$4,200	\$5,000	\$3,450
		21134	MIDDLESEX	100% State	3	\$3,800	\$3,400	\$3,800	\$4,000
		21136	MONMOUTH	100% STATE	3	\$4,312	\$4,000	\$4,000	\$3,500
	2022Q2	22131	OCEAN	STBGP-D00S (595)	1	\$4,300	\$6,800		\$4,300
		22121	MONMOUTH	NHP-1015 (350)	4	\$3,750	\$4,700	\$4,000	\$3,500
		22112	MERCER	NHP-0029 (329)	5	\$4,100	\$4,200	\$4,600	\$3,700
		22108	MERCER	NHP-0029 (327)	7	\$3,025	\$3,250	\$5,000	\$4,200
		22107	OCEAN	NHP-0009 (328)	9	\$4,150	\$4,400	\$4,000	\$3,350

CONTROLLED RELEASE TERMINAL / U									
609033M	2022Q2	22121	MONMOUTH	NHP-1015 (350)	1	\$2,000	\$2,500	\$2,500	\$1,600

HISTORICAL BID PRICE LISTING
BY REGION

REGION: C

PAY ITEM	CALENDAR QUARTER	CONTRACT NUMBER	COUNTY LOCATION	PROJECT DESCRIPTION	BID QUANTITY	AWARD PRICE	SECOND BIDDER	THIRD BIDDER	ESTIMATE

CONTROLLED RELEASE TERMINAL ANCHORAGE / U									
609036M	2022Q2	22121	MONMOUTH	NHP-1015 (350)	1	\$2,250	\$2,500	\$2,300	\$2,000

BEAM GUIDE RAIL ANCHORAGE / U									
609039M	2021Q3	21134	MIDDLESEX	100% State	2	\$1,000	\$2,000	\$2,150	\$1,350
		21127	HUNTERDON	NHP-0078 (328)	3	\$500	\$1,800	\$2,500	\$1,150
		21136	MONMOUTH	100% STATE	3	\$1,232	\$1,000	\$1,200	\$1,500
	2022Q2	22121	MONMOUTH	NHP-1015 (350)	2	\$2,000	\$2,500	\$1,000	\$1,500
		22131	OCEAN	STBGP-D00S (595)	5	\$1,250	\$3,200		\$1,300
		22112	MERCER	NHP-0029 (329)	6	\$1,800	\$1,400	\$1,450	\$1,350
		22107	OCEAN	NHP-0009 (328)	7	\$1,150	\$2,200	\$2,000	\$1,100
		22108	MERCER	NHP-0029 (327)	7	\$1,450	\$1,650	\$1,300	\$1,300

BEAM GUIDE RAIL POST / U									
609042M	2021Q3	21136	MONMOUTH	100% STATE	70	\$99.68	\$65.00	\$90.00	\$75.00
	2022Q2	22108	MERCER	NHP-0029 (327)	130	\$125.00	\$115.00	\$120.00	\$90.00

BEAM GUIDE RAIL POST, 7' LONG / U									
609045M	2021Q3	21136	MONMOUTH	100% STATE	34	\$117.60	\$80.00	\$110.00	\$25.00

BEAM GUIDE RAIL POST, 8' LONG / U									
609048M	2021Q3	21136	MONMOUTH	100% STATE	121	\$131.00	\$100.00	\$120.00	\$85.00
	2022Q2	22108	MERCER	NHP-0029 (327)	489	\$75.00	\$27.00	\$120.00	\$78.00

APPROACH GUIDE RAIL TRANSITION TL-2 / U									
609058M	2021Q3	21134	MIDDLESEX	100% State	4	\$2,300	\$2,500	\$2,500	\$3,300

HISTORICAL BID PRICE LISTING
BY REGION

REGION: C

PAY ITEM	CALENDAR QUARTER	CONTRACT NUMBER	COUNTY LOCATION	PROJECT DESCRIPTION	BID QUANTITY	AWARD PRICE	SECOND BIDDER	THIRD BIDDER	ESTIMATE

APPROACH GUIDE RAIL TRANSITION TL-2 / U									
609058M	(cont)	21136	MONMOUTH	100% STATE	4	\$2,800	\$2,200	\$2,600	\$3,000
	2022Q2	22121	MONMOUTH	NHP-1015 (350)	4	\$2,750	\$4,250	\$2,500	\$2,000
		22107	OCEAN	NHP-0009 (328)	9	\$2,550	\$3,400	\$3,000	\$3,000

APPROACH GUIDE RAIL TRANSITION TL-3 / U									
609059M	2022Q2	22108	MERCER	NHP-0029 (327)	2	\$4,200	\$5,675	\$6,000	\$5,100

REMOVAL OF BEAM GUIDE RAIL / LF									
609075M	2021Q3	21136	MONMOUTH	100% STATE	830	\$3.00	\$1.00	\$4.00	\$4.00
		21134	MIDDLESEX	100% State	2,354	\$1.00	\$10.00	\$3.50	\$3.00
		21127	HUNTERDON	NHP-0078 (328)	4,178	\$10.00	\$20.00	\$10.00	\$2.00
	2022Q2	22121	MONMOUTH	NHP-1015 (350)	650	\$0.01	\$5.00	\$1.00	\$5.00
		22131	OCEAN	STBGP-D00S (595)	2,442	\$1.10	\$5.75		\$2.00
		22107	OCEAN	NHP-0009 (328)	3,116	\$1.00	\$6.00	\$5.00	\$2.00
		22112	MERCER	NHP-0029 (329)	8,812	\$1.00	\$1.00	\$2.00	\$5.00
		22108	MERCER	NHP-0029 (327)	26,129	\$5.00	\$2.00	\$2.00	\$2.00

HISTORICAL BID PRICE LISTING
BY REGION

REGION: C

PAY ITEM	CALENDAR QUARTER	CONTRACT NUMBER	COUNTY LOCATION	PROJECT DESCRIPTION	BID QUANTITY	AWARD PRICE	SECOND BIDDER	THIRD BIDDER	ESTIMATE

TRAFFIC STRIPES, 4" / LF									
610003M	2021Q3	21134	MIDDLESEX	100% State	5,126	\$0.75	\$0.70	\$0.75	\$1.00
		21136	MONMOUTH	100% STATE	16,051	\$0.70	\$0.50	\$1.00	\$1.00
		21130	MERCER	STBGP-0130 (327)	75,000	\$0.40	\$0.42	\$0.40	\$0.50
	2021Q4	20466	MONMOUTH	NHP-D00S (456)	1,000	\$2.50	\$10.20	\$3.00	\$3.50
		22403	MERCER	STATE	128,151	\$0.95	\$0.40	\$0.35	\$0.30
		22403	MERCER	STATE	150,000	\$0.47	\$0.34	\$0.35	\$0.35
		21454	MONMOUTH	STBGP-FLEX-D00S (502)	3,936,131	\$0.45	\$0.47		\$0.40
	2022Q1	22404	MIDDLESEX	STATE	112,227	\$0.36	\$0.35	\$0.02	\$0.30
		22106	HUNTERDON	NHP-0179 (327)	134,100	\$0.58			\$0.50
		22404	MIDDLESEX	STATE	150,000	\$0.36	\$0.35	\$0.02	\$0.35
		22405	MONMOUTH	STATE	502,902	\$0.36	\$0.36	\$0.35	\$0.30
	2022Q2	22108	MERCER	NHP-0029 (327)	400	\$2.50	\$2.50	\$6.42	\$2.00
		22121	MONMOUTH	NHP-1015 (350)	2,000	\$1.50	\$2.00	\$2.00	\$1.00
		22116	MERCER	CRRSAA-FLEX-0027 (304)	2,160	\$1.50	\$1.65	\$1.65	\$1.00
		22131	OCEAN	STBGP-D00S (595)	19,355	\$0.65	\$0.85		\$0.80
		22112	MERCER	NHP-0029 (329)	32,100	\$0.55	\$0.70	\$0.67	\$3.00
		22118	MIDDLESEX	NHP- 0018 (308)	62,570	\$0.39	\$0.44	\$0.48	\$0.60
		22104	MERCER	NHP-0029 (328)	148,150	\$0.90			\$0.50
		22113	SOMERSET	NHP-0022 (351)	240,000	\$0.40	\$0.45	\$0.38	\$0.50
		22107	OCEAN	NHP-0009 (328)	323,186	\$0.75	\$1.00	\$0.38	\$0.40

TRAFFIC STRIPES, 6" / LF									
610006M	2021Q3	21136	MONMOUTH	100% STATE	235	\$1.04	\$0.60	\$1.00	\$1.00
		21127	HUNTERDON	NHP-0078 (328)	47,670	\$0.80	\$2.00	\$0.80	\$0.60
	2021Q4	22403	MERCER	STATE	37,500	\$0.57	\$0.51	\$0.55	\$0.70
		21454	MONMOUTH	STBGP-FLEX-D00S (502)	1,895,450	\$0.75	\$0.65		\$0.65
	2022Q1	22404	MIDDLESEX	STATE	37,500	\$0.54	\$0.40	\$0.02	\$0.70
	2022Q2	22131	OCEAN	STBGP-D00S (595)	96	\$1.10	\$1.30		\$1.00
		22108	MERCER	NHP-0029 (327)	200	\$3.75	\$3.75	\$8.93	\$2.00

TRAFFIC STRIPES, 8" / LF									
610007M	2021Q3	21134	MIDDLESEX	100% State	275	\$1.50	\$2.00	\$1.35	\$1.50

HISTORICAL BID PRICE LISTING
BY REGION

REGION: C

PAY ITEM	CALENDAR QUARTER	CONTRACT NUMBER	COUNTY LOCATION	PROJECT DESCRIPTION	BID QUANTITY	AWARD PRICE	SECOND BIDDER	THIRD BIDDER	ESTIMATE
TRAFFIC STRIPES, 8" / LF		21130	MERCER	STBGP-0130 (327)	2,400	\$0.75	\$0.83	\$0.80	\$1.00
610007M	2021Q4	22403	MERCER	STATE	11,606	\$0.89	\$0.75	\$0.74	\$0.70
		22403	MERCER	STATE	20,000	\$0.89	\$0.68	\$0.75	\$1.00
		21454	MONMOUTH	STBGP-FLEX-D00S (502)	196,807	\$0.90	\$1.55		\$0.90
	2022Q1	22106	HUNTERDON	NHP-0179 (327)	3,000	\$1.15			\$1.50
		22404	MIDDLESEX	STATE	16,087	\$0.71	\$0.55	\$0.70	\$0.70
		22404	MIDDLESEX	STATE	20,000	\$0.72	\$0.55	\$0.02	\$1.00
		22405	MONMOUTH	STATE	56,482	\$0.71	\$0.70	\$0.70	\$0.70
	2022Q2	22116	MERCER	CRRSAA-FLEX-0027 (304)	100	\$3.00	\$1.95	\$1.65	\$1.50
		22108	MERCER	NHP-0029 (327)	200	\$5.00	\$5.00	\$12.28	\$1.00
		22131	OCEAN	STBGP-D00S (595)	2,471	\$1.25	\$1.75		\$1.00
		22112	MERCER	NHP-0029 (329)	7,950	\$1.10	\$0.90	\$0.95	\$4.00
		22107	OCEAN	NHP-0009 (328)	21,700	\$0.85	\$1.70	\$0.77	\$0.80

TRAFFIC MARKINGS, SYMBOLS / SF									
610008M	2021Q3	21134	MIDDLESEX	100% State	50	\$20.00	\$9.00	\$19.00	\$10.00
		21136	MONMOUTH	100% STATE	190	\$7.48	\$7.00	\$7.00	\$8.00
		21130	MERCER	STBGP-0130 (327)	550	\$6.50	\$7.25	\$6.95	\$8.00
	2021Q4	20466	MONMOUTH	NHP-D00S (456)	1,000	\$5.50	\$15.30	\$10.00	\$5.00

TRAFFIC MARKINGS / SF									
610009M	2022Q2	22107	OCEAN	NHP-0009 (328)	403	\$2.50	\$1.20	\$2.40	\$9.00
		22112	MERCER	NHP-0029 (329)	455	\$7.70	\$7.25	\$8.00	\$20.00

RPM, MONO-DIRECTIONAL, WHITE LENS / U									
610012M	2021Q3	21127	HUNTERDON	NHP-0078 (328)	236	\$40.00	\$35.00	\$35.00	\$35.00
		21130	MERCER	STBGP-0130 (327)	600	\$28.00	\$29.00	\$27.95	\$30.00
	2021Q4	22403	MERCER	STATE	606	\$31.45	\$33.00	\$35.00	\$30.00

HISTORICAL BID PRICE LISTING
BY REGION

REGION: C

PAY ITEM	CALENDAR QUARTER	CONTRACT NUMBER	COUNTY LOCATION	PROJECT DESCRIPTION	BID QUANTITY	AWARD PRICE	SECOND BIDDER	THIRD BIDDER	ESTIMATE
RPM, MONO-DIRECTIONAL, WHITE LENS / U									
610012M	(cont)	22403	MERCER	STATE	750	\$31.45	\$32.00	\$35.00	\$30.00
		21454	MONMOUTH	STBGP-FLEX-D00S (502)	1,000	\$25.00	\$50.00		\$35.00
	2022Q1	22106	HUNTERDON	NHP-0179 (327)	400	\$41.52			\$31.00
		22404	MIDDLESEX	STATE	569	\$33.60	\$33.00	\$30.00	\$30.00
		22404	MIDDLESEX	STATE	750	\$33.60	\$35.00	\$0.02	\$30.00
		22405	MONMOUTH	STATE	1,382	\$33.60	\$33.75	\$33.50	\$30.00
	2022Q2	22116	MERCER	CRRSAA-FLEX-0027 (304)	8	\$140.00	\$125.00	\$2.00	\$40.00
		22104	MERCER	NHP-0029 (328)	50	\$54.90			\$31.00
		22107	OCEAN	NHP-0009 (328)	234	\$38.75	\$40.00	\$39.00	\$40.00
		22131	OCEAN	STBGP-D00S (595)	280	\$33.00	\$73.00		\$35.00
		22112	MERCER	NHP-0029 (329)	603	\$33.00	\$37.00	\$42.00	\$45.00
		22118	MIDDLESEX	NHP- 0018 (308)	830	\$37.00	\$1.00	\$32.55	\$33.00
		22113	SOMERSET	NHP-0022 (351)	4,350	\$1.00	\$32.55	\$36.50	\$30.00

TRAFFIC MARKING LINES, 4" / LF									
610013M	2021Q4	22403	MERCER	STATE	10,000	\$0.78	\$0.65	\$0.70	\$1.00
		21454	MONMOUTH	STBGP-FLEX-D00S (502)	30,000	\$1.00	\$2.95		\$1.50
	2022Q1	22404	MIDDLESEX	STATE	10,000	\$0.79	\$0.90	\$0.02	\$1.00

TRAFFIC MARKING LINES, 8" / LF									
610014M	2021Q3	21136	MONMOUTH	100% STATE	292	\$1.61	\$2.00	\$1.50	\$2.00
	2021Q4	22403	MERCER	STATE	3,685	\$1.47	\$1.30	\$1.40	\$1.50
		22403	MERCER	STATE	5,000	\$1.57	\$1.30	\$1.40	\$1.50
		21454	MONMOUTH	STBGP-FLEX-D00S (502)	60,778	\$6.50	\$5.25		\$4.00
	2022Q1	22106	HUNTERDON	NHP-0179 (327)	450	\$2.88			\$2.00
		22404	MIDDLESEX	STATE	1,176	\$1.57	\$1.30	\$15.00	\$1.50
		22404	MIDDLESEX	STATE	5,000	\$1.57	\$1.55	\$0.02	\$1.50
		22405	MONMOUTH	STATE	19,914	\$1.36	\$1.38	\$1.35	\$1.50
	2022Q2	22116	MERCER	CRRSAA-FLEX-0027 (304)	230	\$1.75	\$2.75	\$2.75	\$2.00

HISTORICAL BID PRICE LISTING
BY REGION

REGION: C

PAY ITEM	CALENDAR QUARTER	CONTRACT NUMBER	COUNTY LOCATION	PROJECT DESCRIPTION	BID QUANTITY	AWARD PRICE	SECOND BIDDER	THIRD BIDDER	ESTIMATE

TRAFFIC MARKING LINES, 8" / LF									
610014M	(cont)	22131	OCEAN	STBGP-D00S (595)	1,206	\$1.65	\$2.50		\$2.50
		22118	MIDDLESEX	NHP- 0018 (308)	5,665	\$1.65	\$1.25	\$1.47	\$2.00
		22107	OCEAN	NHP-0009 (328)	15,644	\$1.60	\$1.20	\$1.60	\$1.60
		22113	SOMERSET	NHP-0022 (351)	15,800	\$1.30	\$1.36	\$1.50	\$1.50

RPM, BI-DIRECTIONAL, WHITE LENS / U									
610015M	2022Q2	22131	OCEAN	STBGP-D00S (595)	180	\$0.01	\$73.00		\$40.00

TRAFFIC MARKING LINES, 12" / LF									
610016M	2021Q3	21136	MONMOUTH	100% STATE	138	\$2.42	\$3.00	\$2.50	\$3.00
		21130	MERCER	STBGP-0130 (327)	1,200	\$2.50	\$2.15	\$2.10	\$3.00
	2022Q2	22118	MIDDLESEX	NHP- 0018 (308)	55	\$3.50	\$3.30	\$3.15	\$4.00
		22131	OCEAN	STBGP-D00S (595)	112	\$2.50	\$3.75		\$4.00
		22104	MERCER	NHP-0029 (328)	275	\$4.80			\$3.00
		22113	SOMERSET	NHP-0022 (351)	400	\$1.95	\$2.10	\$2.30	\$2.00
		22107	OCEAN	NHP-0009 (328)	1,096	\$2.40	\$2.50	\$2.40	\$2.20

TRAFFIC MARKING LINES, 24" / LF									
610017M	2021Q3	21134	MIDDLESEX	100% State	100	\$10.00	\$9.00	\$11.00	\$7.00
		21136	MONMOUTH	100% STATE	142	\$4.83	\$5.00	\$4.50	\$6.00
		21130	MERCER	STBGP-0130 (327)	1,600	\$4.30	\$4.35	\$4.20	\$5.00
	2021Q4	22403	MERCER	STATE	2,000	\$4.72	\$4.00	\$4.35	\$5.00
		22403	MERCER	STATE	6,958	\$4.41	\$4.15	\$4.35	\$4.00
		21454	MONMOUTH	STBGP-FLEX-D00S (502)	142,343	\$9.00	\$11.00		\$7.00
	2022Q1	22106	HUNTERDON	NHP-0179 (327)	1,000	\$8.64			\$6.00
		22404	MIDDLESEX	STATE	2,000	\$4.73	\$5.00	\$6.00	\$5.00
		22404	MIDDLESEX	STATE	8,835	\$4.75	\$4.75	\$4.50	\$4.00
		22405	MONMOUTH	STATE	21,846	\$4.10	\$4.10	\$4.00	\$4.00
	2022Q2	22108	MERCER	NHP-0029 (327)	100	\$15.00	\$15.00	\$19.94	\$6.00

HISTORICAL BID PRICE LISTING
BY REGION

REGION: C

PAY ITEM	CALENDAR QUARTER	CONTRACT NUMBER	COUNTY LOCATION	PROJECT DESCRIPTION	BID QUANTITY	AWARD PRICE	SECOND BIDDER	THIRD BIDDER	ESTIMATE
TRAFFIC MARKING LINES, 24" / LF									
610017M	(cont)	22116	MERCER	CRRSAA-FLEX-0027 (304	190	\$5.25	\$8.15	\$8.25	\$6.00
		22104	MERCER	NHP-0029 (328)	200	\$8.82			\$7.00
		22131	OCEAN	STBGP-D00S (595)	952	\$5.00	\$7.25		\$5.00
		22112	MERCER	NHP-0029 (329)	1,545	\$5.00	\$6.25	\$7.00	\$11.00
		22118	MIDDLESEX	NHP- 0018 (308)	2,230	\$5.50	\$5.00	\$4.98	\$6.00
		22113	SOMERSET	NHP-0022 (351)	4,500	\$4.00	\$4.83	\$5.25	\$4.00
		22107	OCEAN	NHP-0009 (328)	19,692	\$4.85	\$3.60	\$4.90	\$4.40

RPM, MONO-DIRECTIONAL, AMBER LENS / U									
610018M	2021Q3	21127	HUNTERDON	NHP-0078 (328)	82	\$40.00	\$35.00	\$35.00	\$36.00
		21130	MERCER	STBGP-0130 (327)	450	\$28.00	\$29.00	\$27.95	\$30.00
	2021Q4	22403	MERCER	STATE	439	\$31.45	\$33.00	\$35.00	\$30.00
		22403	MERCER	STATE	750	\$31.45	\$32.00	\$35.00	\$30.00
		21454	MONMOUTH	STBGP-FLEX-D00S (502)	1,000	\$25.00	\$50.00		\$35.00
	2022Q1	22106	HUNTERDON	NHP-0179 (327)	15	\$41.52			\$42.00
		22404	MIDDLESEX	STATE	414	\$33.60	\$33.00	\$30.00	\$30.00
		22404	MIDDLESEX	STATE	750	\$33.60	\$35.00	\$0.02	\$30.00
		22405	MONMOUTH	STATE	1,136	\$33.60	\$33.75	\$33.50	\$30.00
	2022Q2	22131	OCEAN	STBGP-D00S (595)	40	\$33.00	\$73.00		\$40.00
		22112	MERCER	NHP-0029 (329)	180	\$33.00	\$37.00	\$40.00	\$45.00
		22107	OCEAN	NHP-0009 (328)	300	\$38.75	\$40.00	\$39.00	\$32.00
		22118	MIDDLESEX	NHP- 0018 (308)	415	\$37.00	\$42.00	\$32.55	\$35.00
		22113	SOMERSET	NHP-0022 (351)	1,930	\$14.80	\$32.55	\$36.50	\$30.00

RPM, BI-DIRECTIONAL, AMBER LENS / U									
610021M	2021Q4	22403	MERCER	STATE	196	\$31.45	\$33.00	\$35.00	\$30.00
		21454	MONMOUTH	STBGP-FLEX-D00S (502)	1,000	\$25.00	\$50.00		\$35.00
		22403	MERCER	STATE	1,000	\$31.45	\$32.00	\$35.00	\$30.00
	2022Q1	22404	MIDDLESEX	STATE	137	\$33.60	\$33.00	\$30.00	\$30.00
		22405	MONMOUTH	STATE	221	\$33.60	\$33.75	\$33.50	\$30.00

HISTORICAL BID PRICE LISTING
BY REGION

REGION: C

PAY ITEM	CALENDAR QUARTER	CONTRACT NUMBER	COUNTY LOCATION	PROJECT DESCRIPTION	BID QUANTITY	AWARD PRICE	SECOND BIDDER	THIRD BIDDER	ESTIMATE
RPM, BI-DIRECTIONAL, AMBER LENS / U									
610021M	(cont)	22106	HUNTERDON	NHP-0179 (327)	600	\$41.52			\$33.00
		22404	MIDDLESEX	STATE	1,000	\$33.60	\$35.00	\$0.02	\$30.00
	2022Q2	22116	MERCER	CRRSAA-FLEX-0027 (304)	8	\$140.00	\$125.00	\$126.50	\$50.00
		22121	MONMOUTH	NHP-1015 (350)	11	\$140.00	\$150.00	\$250.00	\$43.00
		22131	OCEAN	STBGP-D00S (595)	30	\$33.00	\$73.00		\$45.00
		22113	SOMERSET	NHP-0022 (351)	180	\$34.50	\$32.55	\$36.50	\$32.80
		22107	OCEAN	NHP-0009 (328)	316	\$38.75	\$40.00	\$39.00	\$30.00
		22104	MERCER	NHP-0029 (328)	740	\$54.90			\$33.00

REMOVAL OF RPM / U									
610024M	2021Q3	21127	HUNTERDON	NHP-0078 (328)	318	\$15.00	\$10.00	\$25.00	\$17.00
		21130	MERCER	STBGP-0130 (327)	1,050	\$1.00	\$11.25	\$15.00	\$6.00
	2021Q4	21454	MONMOUTH	STBGP-FLEX-D00S (502)	1,000	\$4.95	\$5.00		\$8.00
		22403	MERCER	STATE	1,241	\$2.00	\$10.00	\$6.00	\$5.00
		22403	MERCER	STATE	2,500	\$1.00	\$1.00	\$6.00	\$3.30
	2022Q1	22106	HUNTERDON	NHP-0179 (327)	1,015	\$65.00			\$9.00
		22404	MIDDLESEX	STATE	1,120	\$2.00	\$5.40	\$0.02	\$5.00
		22404	MIDDLESEX	STATE	2,500	\$1.00	\$5.50	\$0.02	\$3.30
		22405	MONMOUTH	STATE	2,739	\$2.00	\$5.25	\$10.00	\$6.00
	2022Q2	22121	MONMOUTH	NHP-1015 (350)	5	\$50.00	\$1.00	\$1.00	\$35.00
		22116	MERCER	CRRSAA-FLEX-0027 (304)	16	\$1.00	\$0.01	\$71.50	\$7.00
		22112	MERCER	NHP-0029 (329)	783	\$3.30	\$1.00	\$11.00	\$10.00
		22104	MERCER	NHP-0029 (328)	900	\$65.00			\$11.00
		22118	MIDDLESEX	NHP- 0018 (308)	1,245	\$5.00	\$1.00	\$10.00	\$7.00
		22113	SOMERSET	NHP-0022 (351)	6,460	\$1.00	\$10.00	\$2.00	\$0.60

REMOVAL AND REPLACEMENT OF RPM LENS / U									
610027M	2021Q4	21454	MONMOUTH	STBGP-FLEX-D00S (502)	47,100	\$15.00	\$19.00		\$12.00

RUMBLE STRIP / LF									
610033M	2021Q3	21127	HUNTERDON	NHP-0078 (328)	12,271	\$1.00	\$1.50	\$0.50	\$2.00

HISTORICAL BID PRICE LISTING
BY REGION

REGION: C

PAY ITEM	CALENDAR QUARTER	CONTRACT NUMBER	COUNTY LOCATION	PROJECT DESCRIPTION	BID QUANTITY	AWARD PRICE	SECOND BIDDER	THIRD BIDDER	ESTIMATE	

RUMBLE STRIP / LF										
610033M	2021Q4	22403	MERCER	STATE	5,000	\$3.15	\$1.65	\$3.25	\$1.05	
		22403	MERCER	STATE	7,739	\$2.24	\$1.75	\$1.40	\$1.00	
	2022Q1	22404	MIDDLESEX	STATE	5,000	\$2.83	\$2.75	\$7.75	\$1.05	
		22405	MONMOUTH	STATE	6,219	\$2.15	\$2.40	\$2.10	\$1.00	
		22404	MIDDLESEX	STATE	6,299	\$2.25	\$2.50	\$5.00	\$1.00	
		22106	HUNTERDON	NHP-0179 (327)	32,200	\$0.60			\$2.00	
	2022Q2	22112	MERCER	NHP-0029 (329)	5,250	\$2.20	\$1.00	\$1.00	\$2.00	
		22107	OCEAN	NHP-0009 (328)	15,223	\$1.00	\$0.80	\$0.75	\$1.00	
		22104	MERCER	NHP-0029 (328)	49,100	\$0.49			\$0.50	

	REMOVAL OF TRAFFIC STRIPES / LF									
	610036M	2021Q3	21136	MONMOUTH	100% STATE	15,663	\$1.00	\$1.00	\$1.00	\$1.00
21134			MIDDLESEX	100% State	17,750	\$0.50	\$1.00	\$0.60	\$1.00	
21127			HUNTERDON	NHP-0078 (328)	47,644	\$1.00	\$2.00	\$1.00	\$1.00	
21130			MERCER	STBGP-0130 (327)	77,400	\$0.50	\$0.47	\$0.45	\$0.50	
2021Q4		22403	MERCER	STATE	1,000	\$1.05	\$1.00	\$1.10	\$0.85	
		22403	MERCER	STATE	5,000	\$0.77	\$1.00	\$1.10	\$0.85	
		21454	MONMOUTH	STBGP-FLEX-D00S (502)	650,000	\$0.25	\$0.25		\$0.50	
2022Q1		22404	MIDDLESEX	STATE	1,000	\$1.00	\$1.55	\$1.00	\$0.85	
		22405	MONMOUTH	STATE	1,000	\$1.05	\$1.00	\$1.00	\$0.85	
		22404	MIDDLESEX	STATE	5,000	\$0.78	\$1.00	\$0.02	\$0.85	
		22106	HUNTERDON	NHP-0179 (327)	137,100	\$0.75			\$1.00	
2022Q2		22108	MERCER	NHP-0029 (327)	900	\$2.50	\$2.50	\$1.23	\$0.90	
		22121	MONMOUTH	NHP-1015 (350)	2,000	\$1.40	\$1.00	\$1.00	\$1.00	
		22112	MERCER	NHP-0029 (329)	107,102	\$0.80	\$0.35	\$0.70	\$1.00	
		22104	MERCER	NHP-0029 (328)	148,150	\$0.75			\$1.00	
		22107	OCEAN	NHP-0009 (328)	376,060	\$0.75	\$0.70	\$0.65	\$0.50	

REMOVAL OF TRAFFIC MARKINGS / SF										
610039M		2021Q3	21134	MIDDLESEX	100% State	50	\$5.00	\$5.00	\$5.50	\$4.00

HISTORICAL BID PRICE LISTING
BY REGION

REGION: C

PAY ITEM	CALENDAR QUARTER	CONTRACT NUMBER	COUNTY LOCATION	PROJECT DESCRIPTION	BID QUANTITY	AWARD PRICE	SECOND BIDDER	THIRD BIDDER	ESTIMATE

REMOVAL OF TRAFFIC MARKINGS / SF									
610039M	(cont)	21136	MONMOUTH	100% STATE	336	\$3.45	\$3.00	\$0.50	\$4.00
		21130	MERCER	STBGP-0130 (327)	3,350	\$4.00	\$2.35	\$2.25	\$2.00
	2021Q4	22403	MERCER	STATE	500	\$3.15	\$3.00	\$3.25	\$3.30
		22403	MERCER	STATE	500	\$3.15	\$3.00	\$3.25	\$3.00
		21454	MONMOUTH	STBGP-FLEX-D00S (502)	26,230	\$1.80	\$2.00		\$1.30
	2022Q1	22404	MIDDLESEX	STATE	500	\$3.00	\$3.00	\$3.00	\$3.30
		22404	MIDDLESEX	STATE	500	\$3.15	\$3.00	\$0.02	\$3.00
		22405	MONMOUTH	STATE	500	\$3.10	\$3.15	\$3.05	\$3.30
		22106	HUNTERDON	NHP-0179 (327)	3,550	\$5.88			\$2.00
	2022Q2	22107	OCEAN	NHP-0009 (328)	204	\$3.20	\$7.50	\$3.30	\$3.81
		22104	MERCER	NHP-0029 (328)	675	\$7.14			\$3.00

TRAFFIC MARKINGS SYMBOLS / SF									
610060M	2021Q4	22403	MERCER	STATE	1,250	\$7.35	\$7.00	\$7.50	\$8.00
		22403	MERCER	STATE	3,075	\$7.35	\$7.00	\$7.50	\$6.00
		21454	MONMOUTH	STBGP-FLEX-D00S (502)	52,460	\$15.00	\$11.00		\$8.00
	2022Q1	22404	MIDDLESEX	STATE	1,172	\$7.35	\$7.00	\$5.00	\$6.00
		22106	HUNTERDON	NHP-0179 (327)	1,250	\$23.70			\$7.00
		22404	MIDDLESEX	STATE	1,250	\$7.35	\$6.75	\$2.00	\$8.00
		22405	MONMOUTH	STATE	9,546	\$7.35	\$7.40	\$7.15	\$6.00
	2022Q2	22116	MERCER	CRRSAA-FLEX-0027 (304)	95	\$8.00	\$10.25	\$10.45	\$9.00
		22131	OCEAN	STBGP-D00S (595)	250	\$7.75	\$11.25		\$8.00
		22118	MIDDLESEX	NHP- 0018 (308)	2,270	\$7.75	\$7.75	\$7.03	\$6.00
		22113	SOMERSET	NHP-0022 (351)	6,500	\$6.20	\$7.14	\$7.75	\$5.00
		22107	OCEAN	NHP-0009 (328)	14,788	\$7.50	\$1.20	\$7.50	\$7.00

HISTORICAL BID PRICE LISTING
 BY REGION

REGION: C

PAY ITEM	CALENDAR QUARTER	CONTRACT NUMBER	COUNTY LOCATION	PROJECT DESCRIPTION	BID QUANTITY	AWARD PRICE	SECOND BIDDER	THIRD BIDDER	ESTIMATE

CUSH, COMP BAR, TYPE 2, NARROW / U									
611300M	2022Q2	22107	OCEAN	NHP-0009 (328)	1	\$30,000	\$60,000	\$35,000	\$30,000

CRASH CUSH, COMP BAR, TYPE 3, NARROW / U									
611312M	2022Q2	22107	OCEAN	NHP-0009 (328)	1	\$40,000	\$52,000	\$44,000	\$34,000

CRASH CUSH, COMP BAR, TYPE 4, X-WIDE / U									
611333M	2022Q2	22108	MERCER	NHP-0029 (327)	1	\$50,500	\$63,800	\$45,000	\$55,000

CRASH CUSHION, LOW MAINTENANCE, COMPRESS / U									
611348M	2022Q2	22108 22131	MERCER OCEAN	NHP-0029 (327) STBGP-D00S (595)	1 2	\$46,250 \$55,000	\$51,500 \$85,000	\$35,000	\$39,000 \$30,000

HISTORICAL BID PRICE LISTING
BY REGION

REGION: C

PAY ITEM	CALENDAR QUARTER	CONTRACT NUMBER	COUNTY LOCATION	PROJECT DESCRIPTION	BID QUANTITY	AWARD PRICE	SECOND BIDDER	THIRD BIDDER	ESTIMATE
REGULATORY AND WARNING SIGN / SF									
612003P	2021Q3	21134	MIDDLESEX	100% State	6.50	\$65.00	\$35.00	\$44.00	\$45.00
		21127	HUNTERDON	NHP-0078 (328)	92	\$40.00	\$75.00	\$95.00	\$42.00
		21136	MONMOUTH	100% STATE	118	\$38.00	\$35.00	\$35.00	\$45.00
	2022Q2	22116	MERCER	CRRSAA-FLEX-0027 (304	23	\$50.00	\$50.00	\$49.50	\$50.00
		22121	MONMOUTH	NHP-1015 (350)	75	\$35.00	\$40.00	\$40.00	\$40.00
		22131	OCEAN	STBGP-D00S (595)	645	\$50.00	\$73.00		\$45.00
		22107	OCEAN	NHP-0009 (328)	2,661	\$45.50	\$40.00	\$14.00	\$38.00

GUIDE SIGN, TYPE GA, STEEL "U" POST SUPP / SF									
612006P	2021Q3	21136	MONMOUTH	100% STATE	54	\$34.50	\$35.00	\$30.00	\$45.00

RELOCATE SIGN / U									
612021M	2021Q3	21136	MONMOUTH	100% STATE	9	\$175.00	\$150.00	\$150.00	\$200.00
	2022Q2	22113	SOMERSET	NHP-0022 (351)	1	\$500.00	\$500.00	\$285.00	\$500.00

SPECIALIZED SIGN / U									
612033P	2022Q2	22112	MERCER	NHP-0029 (329)	1	\$4,900	\$10,000	\$4,000	\$8,500

HISTORICAL BID PRICE LISTING
 BY REGION

REGION: C

PAY ITEM ----- BENCH, TYPE _ / U	CALENDAR QUARTER -----	CONTRACT NUMBER -----	COUNTY LOCATION -----	PROJECT DESCRIPTION -----	BID QUANTITY -----	AWARD PRICE -----	SECOND BIDDER -----	THIRD BIDDER -----	ESTIMATE -----
618003M	2022Q2	22107	OCEAN	NHP-0009 (328)	4	\$1,825	\$3,500	\$4,000	\$1,700

HISTORICAL BID PRICE LISTING
 BY REGION

REGION: C

PAY ITEM	CALENDAR QUARTER	CONTRACT NUMBER	COUNTY LOCATION	PROJECT DESCRIPTION	BID QUANTITY	AWARD PRICE	SECOND BIDDER	THIRD BIDDER	ESTIMATE
8" DUCTILE IRON WATER PIPE, CLASS 54 / LF									
651058P	2022Q2	22107	OCEAN	NHP-0009(328)	40	\$295.00	\$170.00	\$250.00	\$500.00

12" DUCTILE IRON WATER PIPE, CLASS 54 / LF									
651064P	2022Q2	22107	OCEAN	NHP-0009(328)	6,610	\$325.00	\$200.00	\$350.00	\$350.00

16" DUCTILE IRON WATER PIPE, CLASS 54 / LF									
651073P	2022Q2	22107	OCEAN	NHP-0009(328)	2,400	\$525.00	\$525.00	\$440.00	\$385.00

HISTORICAL BID PRICE LISTING
BY REGION

REGION: C

PAY ITEM	CALENDAR QUARTER	CONTRACT NUMBER	COUNTY LOCATION	PROJECT DESCRIPTION	BID QUANTITY	AWARD PRICE	SECOND BIDDER	THIRD BIDDER	ESTIMATE

WATER SERVICE CONNECTION / U									
651243M	2022Q2	22107	OCEAN	NHP-0009 (328)	57	\$5,000	\$3,200	\$10,000	\$5,900

FIRE HYDRANT / U									
651246M	2022Q2	22107	OCEAN	NHP-0009 (328)	13	\$12,800	\$10,000	\$17,000	\$8,500

RESET FIRE HYDRANT / U									
651252M	2022Q2	22107	OCEAN	NHP-0009 (328)	6	\$8,500	\$6,500	\$3,000	\$2,100

RESET WATER VALVE BOX / U									
651255M	2021Q4	22403	MERCER	STATE	34	\$125.00	\$50.00	\$25.00	\$50.00
		22403	MERCER	STATE	100	\$0.01	\$0.01	\$25.00	\$50.00
	2022Q1	22404	MIDDLESEX	STATE	51	\$100.00	\$25.00	\$0.02	\$50.00
		22405	MONMOUTH	STATE	89	\$75.00	\$30.00	\$50.00	\$50.00
		22404	MIDDLESEX	STATE	100	\$1.00	\$25.00	\$0.02	\$50.00
	2022Q2	22116	MERCER	CRRSAA-FLEX-0027 (304	1	\$25	\$35	\$1,650	\$173.00
		22131	OCEAN	STBGP-D00S (595)	15	\$35.00	\$73.00		\$250.00
	22107	OCEAN	NHP-0009 (328)	75	\$50.00	\$225.00	\$600.00	\$80.00	

WATER AS-BUILT PLAN / LS									
651258M	2022Q2	22107	OCEAN	NHP-0009 (328)	1	\$3,000	\$20,000	\$5,000	\$2,500

HISTORICAL BID PRICE LISTING
 BY REGION

REGION: C

PAY ITEM	CALENDAR QUARTER	CONTRACT NUMBER	COUNTY LOCATION	PROJECT DESCRIPTION	BID QUANTITY	AWARD PRICE	SECOND BIDDER	THIRD BIDDER	ESTIMATE
SANITARY SEWER SERVICE CONNECTION / U									
652417M	2022Q2	22107	OCEAN	NHP-0009(328)	10	\$8,225	\$4,500	\$4,500	\$2,250
RECONSTRUCTED MANHOLE, SANITARY SEWER, U / U									
652429M	2022Q2	22107	OCEAN	NHP-0009(328)	27	\$1,330	\$3,100	\$2,500	\$2,500
RESET MANHOLE, SANITARY SEWER, USING EXI / U									
652432M	2022Q2	22131	OCEAN	STBGP-D00S(595)	10	\$1,200	\$900		\$1,200
		22107	OCEAN	NHP-0009(328)	144	\$445	\$1,250	\$350	\$555.00
SEWER AS-BUILT PLAN / LS									
652441M	2022Q2	22107	OCEAN	NHP-0009(328)	1	\$1,615	\$13,000	\$10,000	\$2,500
RESET SANITARY SEWER CLEANOUT / U									
652450M	2022Q2	22107	OCEAN	NHP-0009(328)	7	\$400.00	\$675.00	\$250.00	\$500.00
RESET SANITARY SEWER VENT / U									
652451M	2022Q2	22107	OCEAN	NHP-0009(328)	30	\$1,200	\$750	\$250	\$170.00

HISTORICAL BID PRICE LISTING
BY REGION

REGION: C

PAY ITEM	CALENDAR QUARTER	CONTRACT NUMBER	COUNTY LOCATION	PROJECT DESCRIPTION	BID QUANTITY	AWARD PRICE	SECOND BIDDER	THIRD BIDDER	ESTIMATE

12" GAS MAIN / LF									
653018P	2021Q3	21134	MIDDLESEX	100% State	359	\$570.00	\$510.00	\$550.00	\$400.00

RESET GAS VALVE BOX / U									
653084M	2021Q4	22403	MERCER	STATE	27	\$125.00	\$50.00	\$25.00	\$50.00
		22403	MERCER	STATE	100	\$0.01	\$0.01	\$25.00	\$50.00
	2022Q1	22404	MIDDLESEX	STATE	12	\$100.00	\$25.00	\$0.02	\$50.00
		22405	MONMOUTH	STATE	16	\$75.00	\$30.00	\$50.00	\$50.00
		22404	MIDDLESEX	STATE	100	\$1.00	\$25.00	\$0.02	\$50.00
	2022Q2	22113	SOMERSET	NHP-0022 (351)	1	\$200.00	\$150.00	\$200.00	\$50.00
		22131	OCEAN	STBGP-D00S (595)	15	\$35.00	\$73.00		\$150.00

GAS AS-BUILT PLAN / LS									
653087P	2021Q3	21134	MIDDLESEX	100% State	1	\$2,000	\$4,500	\$1,500	\$2,200

HISTORICAL BID PRICE LISTING
 BY REGION

REGION: C

PAY ITEM	CALENDAR QUARTER	CONTRACT NUMBER	COUNTY LOCATION	PROJECT DESCRIPTION	BID QUANTITY	AWARD PRICE	SECOND BIDDER	THIRD BIDDER	ESTIMATE
ELECTRICAL UTILITY RELOCATION / LS									
654007P	2021Q3	21136	MONMOUTH	100% STATE	1	\$72,500	\$150,000	\$50,000	\$116,477
	2022Q2	22131	OCEAN	STBGP-D00S (595)	1	\$40,000	\$100,000		\$46,364

RESET TELECOMMUNICATIONS MANHOLE / U									
654050M	2021Q4	22403	MERCER	STATE	11	\$2,625	\$2,000	\$2,700	\$1,500
	2022Q1	22405	MONMOUTH	STATE	4	\$24	\$2,400	\$2,750	\$1,500
		22404	MIDDLESEX	STATE	7	\$2,680	\$2,700	\$500	\$1,500
	2022Q2	22107	OCEAN	NHP-0009 (328)	62	\$1,775	\$2,000	\$1,650	\$3,000

HISTORICAL BID PRICE LISTING
BY REGION

REGION: C

PAY ITEM	CALENDAR QUARTER	CONTRACT NUMBER	COUNTY LOCATION	PROJECT DESCRIPTION	BID QUANTITY	AWARD PRICE	SECOND BIDDER	THIRD BIDDER	ESTIMATE
TELECOMMUNICATION CONDUIT / LF									
655003P	2022Q2	22107	OCEAN	NHP-0009 (328)	650	\$72.00	\$80.00	\$73.00	\$96.00
TELECOMMUNICATIONS RELOCATION / LS									
655007P	2022Q2	22107	OCEAN	NHP-0009 (328)	1	\$425,000	\$235,000	\$200,000	\$44,000
TELECOMMUNICATION MANHOLE / U									
655012M	2022Q2	22107	OCEAN	NHP-0009 (328)	1	\$51,000	\$30	\$50,000	\$17,000
RESET TELECOMMUNICATIONS MANHOLE / U									
655013P	2022Q2	22116	MERCER	CRRSAA-FLEX-0027 (304)	2	\$3,000	\$1,650	\$5,445	\$2,000
TEMPORARY TRACK CROSSING / LS									
655025P	2021Q3	21134	MIDDLESEX	100% State	1	\$100	\$5,000	\$37,500	\$5,800
ELECTRICAL UTILITY RELOCATION, JCP&L / LS									
655031P	2022Q2	22107	OCEAN	NHP-0009 (328)	1	\$3,900,000	\$18,000	\$3,373,000	\$11500000
		22121	MONMOUTH	NHP-1015 (350)	1	\$55,000	\$69,486	\$75,000	\$53,532

HISTORICAL BID PRICE LISTING
BY REGION

REGION: C

PAY ITEM	CALENDAR QUARTER	CONTRACT NUMBER	COUNTY LOCATION	PROJECT DESCRIPTION	BID QUANTITY	AWARD PRICE	SECOND BIDDER	THIRD BIDDER	ESTIMATE
3/4" RIGID METALLIC CONDUIT / LF									
701006P	2022Q1	22430	MERCER	100% STATE	130	\$40.00	\$95.00		\$20.00
1 1/2" RIGID METALLIC CONDUIT / LF									
701012P	2022Q1	22430	MERCER	100% STATE	100	\$50.00	\$106.00		\$35.00
		22428	MERCER	100% STATE	125	\$10.00	\$100.00		\$20.00
	2022Q2	22112	MERCER	NHP-0029 (329)	41	\$53.00	\$75.00	\$50.00	\$90.00
		22107	OCEAN	NHP-0009 (328)	152	\$71.00	\$92.00	\$66.00	\$50.00
2" RIGID METALLIC CONDUIT / LF									
701015P	2022Q1	22428	MERCER	100% STATE	350	\$50.00	\$125.00		\$35.00
	2022Q2	22121	MONMOUTH	NHP-1015 (350)	103	\$60.00	\$60.00	\$65.00	\$40.00
		22112	MERCER	NHP-0029 (329)	272	\$200.00	\$130.00	\$125.00	\$45.00
		22107	OCEAN	NHP-0009 (328)	1,024	\$105.00	\$115.00	\$95.00	\$46.00
2 1/2" RIGID METALLIC CONDUIT / LF									
701018P	2022Q1	22428	MERCER	100% STATE	100	\$10.00	\$130.00		\$15.00
3" RIGID METALLIC CONDUIT / LF									
701021P	2021Q3	21136	MONMOUTH	100% STATE	378	\$85.80	\$65.00	\$60.00	\$55.00
		21136	MONMOUTH	100% STATE	459	\$94.60	\$65.00	\$60.00	\$55.00
		21134	MIDDLESEX	100% State	561	\$65.00	\$80.00	\$70.00	\$36.00
	2022Q1	22428	MERCER	100% STATE	3,000	\$70.00	\$130.00		\$55.00
	2022Q2	22121	MONMOUTH	NHP-1015 (350)	168	\$65.00	\$65.00	\$70.00	\$60.00
		22108	MERCER	NHP-0029 (327)	320	\$114.00	\$125.00	\$110.00	\$67.00
		22116	MERCER	CRRSAA-FLEX-0027 (304)	350	\$120.00	\$100.00	\$84.70	\$70.00
		22131	OCEAN	STBGP-D00S (595)	1,940	\$80.00	\$125.00		\$65.00

HISTORICAL BID PRICE LISTING
BY REGION

REGION: C

PAY ITEM	CALENDAR QUARTER	CONTRACT NUMBER	COUNTY LOCATION	PROJECT DESCRIPTION	BID QUANTITY	AWARD PRICE	SECOND BIDDER	THIRD BIDDER	ESTIMATE
3" RIGID METALLIC CONDUIT / LF									
701021P	(cont)	22112	MERCER	NHP-0029 (329)	4,219	\$75.00	\$83.00	\$85.00	\$60.00
		22107	OCEAN	NHP-0009 (328)	4,524	\$90.00	\$120.00	\$85.00	\$64.00
4" RIGID METALLIC CONDUIT / LF									
701024P	2022Q2	22131	OCEAN	STBGP-D00S (595)	15	\$85.00	\$135.00		\$120.00
2" RIGID NONMETALLIC CONDUIT / LF									
701027P	2022Q1	22428	MERCER	100% STATE	500	\$32.00	\$40.00		\$25.00
3" RIGID NONMETALLIC CONDUIT / LF									
701030P	2022Q1	22428	MERCER	100% STATE	3,000	\$34.00	\$45.00		\$35.00
	2022Q2	22108	MERCER	NHP-0029 (327)	472	\$47.00	\$51.00	\$62.00	\$34.00
1 1/4" FLEXIBLE METALLIC CONDUIT / LF									
701036P	2022Q1	22430	MERCER	100% STATE	50	\$20.00	\$102.00		\$20.00
1 1/2" FLEXIBLE METALLIC CONDUIT / LF									
701039P	2022Q1	22430	MERCER	100% STATE	50	\$20.00	\$102.00		\$20.00
FIBERGLASS CONDUIT / LF									
701091P	2022Q2	22107	OCEAN	NHP-0009 (328)	250	\$250.00	\$860.00	\$110.00	\$80.00
38" JUNCTION BOX / U									
701093M	2022Q1	22428	MERCER	100% STATE	1	\$500	\$2,000		\$1,200

HISTORICAL BID PRICE LISTING
 BY REGION

REGION: C

PAY ITEM	CALENDAR QUARTER	CONTRACT NUMBER	COUNTY LOCATION	PROJECT DESCRIPTION	BID QUANTITY	AWARD PRICE	SECOND BIDDER	THIRD BIDDER	ESTIMATE
17" X 30"		JUNCTION BOX / U							
701099M	2022Q1	22428	MERCER	100% STATE	4	\$200	\$2,000		\$500.00

HISTORICAL BID PRICE LISTING
BY REGION

REGION: C

PAY ITEM	CALENDAR QUARTER	CONTRACT NUMBER	COUNTY LOCATION	PROJECT DESCRIPTION	BID QUANTITY	AWARD PRICE	SECOND BIDDER	THIRD BIDDER	ESTIMATE

18" X 36" JUNCTION BOX / U									
701102M	2021Q3	21136	MONMOUTH	100% STATE	3	\$2,750	\$2,200	\$3,000	\$2,500
	2022Q1	22428	MERCER	100% STATE	40	\$2,200	\$2,500		\$1,800
	2022Q2	22116	MERCER	CRRSAA-FLEX-0027 (304	3	\$3,750	\$3,500	\$2,684	\$2,706
		22112	MERCER	NHP-0029 (329)	8	\$3,500	\$3,200	\$2,500	\$2,700
		22131	OCEAN	STBGP-D00S (595)	14	\$3,250	\$4,500		\$2,600
		22107	OCEAN	NHP-0009 (328)	31	\$2,550	\$3,100	\$2,400	\$2,800

12" X 10" X 8" METAL JUNCTION BOX / U									
701108M	2022Q1	22428	MERCER	100% STATE	2	\$200.00	\$400.00		\$400.00
		22430	MERCER	100% STATE	5	\$2,000	\$1,274		\$750.00

JUNCTION BOX FOUNDATION / U									
701117M	2022Q1	22428	MERCER	100% STATE	75	\$2,400	\$2,500		\$1,500
	2022Q2	22131	OCEAN	STBGP-D00S (595)	1	\$3,500	\$6,000		\$3,600
		22108	MERCER	NHP-0029 (327)	4	\$3,430	\$3,700	\$4,400	\$2,500
		22107	OCEAN	NHP-0009 (328)	5	\$2,900	\$4,900	\$2,700	\$2,750
		22112	MERCER	NHP-0029 (329)	21	\$3,700	\$3,100	\$2,600	\$3,000

JUNCTION BOX FRAME AND COVER / U									
701120M	2022Q1	22428	MERCER	100% STATE	20	\$650	\$1,000		\$800.00

FOUNDATION, TYPE SFT / U									
701123M	2022Q1	22428	MERCER	100% STATE	15	\$1,100	\$1,400		\$1,100
	2022Q2	22116	MERCER	CRRSAA-FLEX-0027 (304	2	\$4,750	\$3,500	\$2,574	\$2,500
		22131	OCEAN	STBGP-D00S (595)	5	\$3,350	\$4,700		\$2,400
		22107	OCEAN	NHP-0009 (328)	11	\$2,550	\$6,100	\$2,400	\$2,300

HISTORICAL BID PRICE LISTING
BY REGION

REGION: C

PAY ITEM	CALENDAR QUARTER	CONTRACT NUMBER	COUNTY LOCATION	PROJECT DESCRIPTION	BID QUANTITY	AWARD PRICE	SECOND BIDDER	THIRD BIDDER	ESTIMATE
FOUNDATION, TYPE MCF / U									
701126M	2022Q1	22428	MERCER	100% STATE	5	\$700.00	\$800.00		\$750.00
FOUNDATION, TYPE P-MC MODIFIED / U									
701128M	2022Q1	22428	MERCER	100% STATE	10	\$2,500	\$2,200		\$2,000
	2022Q2	22131	OCEAN	STBGP-D00S (595)	2	\$6,400	\$6,700		\$4,500
		22107	OCEAN	NHP-0009 (328)	9	\$4,350	\$7,500	\$4,000	\$4,200
FOUNDATION, TYPE P / U									
701129M	2022Q1	22428	MERCER	100% STATE	2	\$100.00	\$500.00		\$600.00
FOUNDATION, TYPE P-MC / U									
701132M	2022Q1	22428	MERCER	100% STATE	10	\$2,500	\$1,800		\$1,500
	2022Q2	22116	MERCER	CRRSAA-FLEX-0027 (304)	1	\$5,000	\$10,000	\$3,850	\$4,200
FOUNDATION, TYPE SPF / U									
701135M	2021Q3	21136	MONMOUTH	100% STATE	5	\$1,768	\$1,500	\$1,000	\$2,000
	2022Q1	22428	MERCER	100% STATE	10	\$1,000	\$1,500		\$800.00
	2022Q2	22116	MERCER	CRRSAA-FLEX-0027 (304)	3	\$3,500	\$2,500	\$1,815	\$1,800
		22107	OCEAN	NHP-0009 (328)	7	\$1,885	\$5,500	\$1,800	\$1,700
		22131	OCEAN	STBGP-D00S (595)	8	\$2,200	\$4,700		\$1,500
BORING FOR FOUNDATION, STF 50 FOOT ARM / U									
701136M	2022Q2	22131	OCEAN	STBGP-D00S (595)	3	\$6,300	\$15,500		\$10,900
FOUNDATION, STF FOR GREATER THAN 50 FOOT / LF									
701137P	2022Q2	22131	OCEAN	STBGP-D00S (595)	60	\$2,200	\$4,000		\$1,600

HISTORICAL BID PRICE LISTING
BY REGION

REGION: C

PAY ITEM	CALENDAR QUARTER	CONTRACT NUMBER	COUNTY LOCATION	PROJECT DESCRIPTION	BID QUANTITY	AWARD PRICE	SECOND BIDDER	THIRD BIDDER	ESTIMATE

FOUNDATION, TYPE STF / U									
701138M	2022Q1	22428	MERCER	100% STATE	10	\$4,500	\$5,000		\$4,500
	2022Q2	22131	OCEAN	STBGP-D00S (595)	7	\$11,000	\$15,000		\$5,700
		22107	OCEAN	NHP-0009 (328)	15	\$5,900	\$11,000	\$5,400	\$5,000

FOUNDATION, TYPE SFX / U									
701141M	2022Q1	22428	MERCER	100% STATE	2	\$1.00	\$100.00		\$100.00

FOUNDATION, TYPE SFK / U									
701144M	2021Q3	21136	MONMOUTH	100% STATE	1	\$2,090	\$2,400	\$2,000	\$2,500
	2022Q1	22428	MERCER	100% STATE	15	\$1,400	\$1,700		\$1,100
	2022Q2	22107	OCEAN	NHP-0009 (328)	11	\$2,700	\$7,500	\$2,500	\$2,600

FOUNDATION, TYPE 1M / U									
701153M	2022Q1	22428	MERCER	100% STATE	2	\$200.00	\$400.00		\$450.00

FOUNDATION, TYPE 2M / U									
701156M	2022Q1	22428	MERCER	100% STATE	2	\$400.00	\$400.00		\$450.00

FOUNDATION, TYPE 1M-MC / U									
701159M	2022Q1	22428	MERCER	100% STATE	2	\$550.00	\$800.00		\$650.00

FOUNDATION, TYPE 2M-MC / U									
701162M	2022Q1	22428	MERCER	100% STATE	2	\$650	\$1,100		\$800.00

HISTORICAL BID PRICE LISTING
BY REGION

REGION: C

PAY ITEM	CALENDAR QUARTER	CONTRACT NUMBER	COUNTY LOCATION	PROJECT DESCRIPTION	BID QUANTITY	AWARD PRICE	SECOND BIDDER	THIRD BIDDER	ESTIMATE
CABLE RACK / U									
701165M	2022Q2	22107	OCEAN	NHP-0009(328)	88	\$96.00	\$550.00	\$90.00	\$120.00

METER CABINET, TYPE T / U									
701168M	2022Q2	22116	MERCER	CRRSAA-FLEX-0027(304	1	\$7,000	\$5,350	\$6,490	\$3,400

METER CABINET, TYPE TL / U									
701171M	2022Q2	22131	OCEAN	STBGP-D00S(595)	3	\$3,850	\$7,500		\$4,200
		22107	OCEAN	NHP-0009(328)	9	\$7,000	\$7,500	\$6,500	\$4,000

GROUND WIRE, NO. 8 AWG / LF									
701192P	2021Q3	21136	MONMOUTH	100% STATE	338	\$3.30	\$3.00	\$3.50	\$3.00
	2022Q1	22430	MERCER	100% STATE	4,000	\$3.00	\$3.60		\$2.50
	2022Q2	22121	MONMOUTH	NHP-1015(350)	58	\$3.00	\$3.00	\$4.00	\$6.00
		22116	MERCER	CRRSAA-FLEX-0027(304	350	\$2.00	\$4.75	\$2.00	\$3.00
		22108	MERCER	NHP-0029(327)	784	\$2.60	\$2.75	\$5.00	\$3.00
		22131	OCEAN	STBGP-D00S(595)	2,871	\$3.20	\$3.20		\$2.00
		22112	MERCER	NHP-0029(329)	4,250	\$2.20	\$3.25	\$3.25	\$2.50
		22107	OCEAN	NHP-0009(328)	6,139	\$3.40	\$9.00	\$3.30	\$2.00

MULTIPLE LIGHTING WIRE, NO. 2 AWG / LF									
701195P	2022Q1	22430	MERCER	100% STATE	5,000	\$7.00	\$8.60		\$5.00
	2022Q2	22108	MERCER	NHP-0029(327)	3,898	\$6.35	\$7.00	\$8.00	\$6.00
		22112	MERCER	NHP-0029(329)	17,945	\$7.00	\$6.00	\$6.00	\$5.00

MULTIPLE LIGHTING WIRE, NO. 4 AWG / LF									
701196P	2022Q1	22430	MERCER	100% STATE	150	\$1.00	\$5.60		\$2.50

HISTORICAL BID PRICE LISTING
 BY REGION

REGION: C

PAY ITEM	CALENDAR QUARTER	CONTRACT NUMBER	COUNTY LOCATION	PROJECT DESCRIPTION	BID QUANTITY	AWARD PRICE	SECOND BIDDER	THIRD BIDDER	ESTIMATE
MULTIPLE LIGHTING WIRE, NO. 6 AWG / LF									
701198P	2022Q1	22430	MERCER	100% STATE	500	\$1.00	\$7.00		\$3.50
	2022Q2	22121	MONMOUTH	NHP-1015(350)	174	\$5.00	\$5.00	\$5.00	\$10.00

HISTORICAL BID PRICE LISTING
BY REGION

REGION: C

PAY ITEM	CALENDAR QUARTER	CONTRACT NUMBER	COUNTY LOCATION	PROJECT DESCRIPTION	BID QUANTITY	AWARD PRICE	SECOND BIDDER	THIRD BIDDER	ESTIMATE

MULTIPLE LIGHTING WIRE, NO. 8 AWG / LF									
701201P	2022Q1	22430	MERCER	100% STATE	4,500	\$2.00	\$5.60		\$2.00
	2022Q2	22131	OCEAN	STBGP-D00S (595)	5,270	\$3.20	\$3.15		\$2.25
		22107	OCEAN	NHP-0009 (328)	9,176	\$4.50	\$10.00	\$4.40	\$2.00

MULTIPLE LIGHTING WIRE, NO. 10 AWG / LF									
701204P	2022Q1	22430	MERCER	100% STATE	5,000	\$6.00	\$6.30		\$3.00

SERVICE WIRE, NO. 2 AWG / LF									
701210P	2022Q2	22121	MONMOUTH	NHP-1015 (350)	120	\$8.00	\$8.00	\$10.00	\$15.00

SERVICE WIRE, NO. 6 AWG / LF									
701213P	2022Q2	22116	MERCER	CRRSAA-FLEX-0027 (304)	160	\$2.30	\$7.00	\$2.20	\$5.00
		22131	OCEAN	STBGP-D00S (595)	345	\$13.50	\$7.50		\$4.00
		22107	OCEAN	NHP-0009 (328)	1,671	\$4.50	\$8.00	\$4.40	\$3.50

HISTORICAL BID PRICE LISTING
 BY REGION

REGION: C

PAY ITEM	CALENDAR QUARTER	CONTRACT NUMBER	COUNTY LOCATION	PROJECT DESCRIPTION	BID QUANTITY	AWARD PRICE	SECOND BIDDER	THIRD BIDDER	ESTIMATE
MODIFY EXISTING LOAD CENTER / LS									
701375P	2022Q2	22108	MERCER	NHP-0029 (327)	1	\$2,555	\$2,700	\$17,000	\$8,000
		22112	MERCER	NHP-0029 (329)	1	\$2,400	\$9,000	\$9,000	\$8,000

HISTORICAL BID PRICE LISTING
BY REGION

REGION: C

PAY ITEM	CALENDAR QUARTER	CONTRACT NUMBER	COUNTY LOCATION	PROJECT DESCRIPTION	BID QUANTITY	AWARD PRICE	SECOND BIDDER	THIRD BIDDER	ESTIMATE
CONTROLLER, 8 PHASE / U									
702009M	2022Q2	22116	MERCER	CRRSAA-FLEX-0027 (304	1	\$20,500	\$21,000	\$19,800	\$21,500
		22131	OCEAN	STBGP-D00S (595)	2	\$30,300	\$50,000		\$15,500
		22107	OCEAN	NHP-0009 (328)	9	\$35,000	\$25,000	\$24,000	\$21,000

TRAFFIC SIGNAL STANDARD, ALUMINUM / U									
702012M	2021Q3	21136	MONMOUTH	100% STATE	1	\$4,070	\$4,400	\$3,700	\$3,000
	2022Q2	22116	MERCER	CRRSAA-FLEX-0027 (304	2	\$3,750	\$4,200	\$3,465	\$3,423
		22131	OCEAN	STBGP-D00S (595)	5	\$3,200	\$5,500		\$3,200
		22107	OCEAN	NHP-0009 (328)	21	\$4,250	\$4,500	\$4,000	\$3,100

SIGNAL STANDARD GREATER 50 FOOT, STEEL / U									
702014M	2022Q2	22131	OCEAN	STBGP-D00S (595)	3	\$15,750	\$21,000		\$10,300

TRAFFIC SIGNAL STANDARD, STEEL / U									
702015M	2022Q2	22131	OCEAN	STBGP-D00S (595)	7	\$9,100	\$15,000		\$6,900
		22107	OCEAN	NHP-0009 (328)	14	\$8,600	\$9,200	\$8,000	\$7,000

PEDESTRIAN SIGNAL STANDARD / U									
702018M	2021Q3	21136	MONMOUTH	100% STATE	5	\$1,073	\$1,500	\$900	\$1,000
	2022Q2	22116	MERCER	CRRSAA-FLEX-0027 (304	3	\$1,500	\$2,350	\$1,397	\$1,133
		22107	OCEAN	NHP-0009 (328)	7	\$1,400	\$2,000	\$1,400	\$1,100
		22131	OCEAN	STBGP-D00S (595)	8	\$1,100	\$1,750		\$1,100

TRAFFIC SIGNAL MAST ARM, ALUMINUM / U									
702021M	2021Q3	21136	MONMOUTH	100% STATE	1	\$3,300	\$4,500	\$3,500	\$2,600
	2022Q2	22116	MERCER	CRRSAA-FLEX-0027 (304	2	\$4,800	\$4,200	\$4,565	\$3,000

HISTORICAL BID PRICE LISTING
BY REGION

REGION: C

PAY ITEM	CALENDAR QUARTER	CONTRACT NUMBER	COUNTY LOCATION	PROJECT DESCRIPTION	BID QUANTITY	AWARD PRICE	SECOND BIDDER	THIRD BIDDER	ESTIMATE

TRAFFIC SIGNAL MAST ARM, ALUMINUM / U									
702021M	(cont)	22131	OCEAN	STBGP-D00S (595)	3	\$2,100	\$5,500		\$2,700
		22107	OCEAN	NHP-0009 (328)	20	\$5,000	\$3,700	\$4,600	\$2,700

TRAFFIC SIGNAL MAST ARM, STEEL / U									
702024M	2022Q2	22131	OCEAN	STBGP-D00S (595)	7	\$7,000	\$11,500		\$5,800
		22107	OCEAN	NHP-0009 (328)	13	\$8,950	\$9,800	\$8,400	\$6,000

TRAFFIC ARM GREATER THAN 50 FOOT, STEEL / U									
702025M	2022Q2	22131	OCEAN	STBGP-D00S (595)	3	\$43,000	\$65,000		\$22,300

TRAFFIC SIGNAL CABLE, 2 CONDUCTOR / LF									
702027P	2021Q3	21136	MONMOUTH	100% STATE	686	\$2.53	\$3.00	\$3.00	\$3.00
	2022Q2	22116	MERCER	CRRSAA-FLEX-0027 (304)	650	\$2.50	\$4.50	\$2.40	\$3.00
		22131	OCEAN	STBGP-D00S (595)	957	\$2.40	\$3.00		\$2.50
		22107	OCEAN	NHP-0009 (328)	5,604	\$4.00	\$5.00	\$3.90	\$2.00

TRAFFIC SIGNAL CABLE, 5 CONDUCTOR / LF									
702030P	2021Q3	21136	MONMOUTH	100% STATE	988	\$3.30	\$4.00	\$3.50	\$4.00
	2022Q2	22116	MERCER	CRRSAA-FLEX-0027 (304)	650	\$3.20	\$5.50	\$3.05	\$4.00
		22131	OCEAN	STBGP-D00S (595)	2,174	\$3.00	\$4.25		\$3.00
		22107	OCEAN	NHP-0009 (328)	12,399	\$4.50	\$6.00	\$4.50	\$2.50

TRAFFIC SIGNAL CABLE, 10 CONDUCTOR / LF									
702033P	2021Q3	21136	MONMOUTH	100% STATE	701	\$4.12	\$5.00	\$4.00	\$4.00
	2022Q2	22116	MERCER	CRRSAA-FLEX-0027 (304)	600	\$4.30	\$6.75	\$4.15	\$5.00

HISTORICAL BID PRICE LISTING
BY REGION

REGION: C

PAY ITEM	CALENDAR QUARTER	CONTRACT NUMBER	COUNTY LOCATION	PROJECT DESCRIPTION	BID QUANTITY	AWARD PRICE	SECOND BIDDER	THIRD BIDDER	ESTIMATE

TRAFFIC SIGNAL CABLE, 10 CONDUCTOR / LF									
702033P	(cont)	22131	OCEAN	STBGP-D00S (595)	8,250	\$3.95	\$5.75		\$3.30
		22107	OCEAN	NHP-0009 (328)	21,604	\$5.90	\$10.00	\$5.60	\$3.00

TRAFFIC SIGNAL HEAD / U									
702036M	2021Q3	21136	MONMOUTH	100% STATE	3	\$1,320	\$1,500	\$900	\$1,250
	2022Q2	22116	MERCER	CRRSAA-FLEX-0027 (304)	5	\$1,500	\$2,100	\$1,414	\$1,384
		22107	OCEAN	NHP-0009 (328)	43	\$1,725	\$1,900	\$1,700	\$1,800
		22131	OCEAN	STBGP-D00S (595)	48	\$1,900	\$1,600		\$1,500
		22107	OCEAN	NHP-0009 (328)	85	\$1,800	\$1,700	\$1,750	\$1,350

PUSH BUTTON INSTALLATION / U									
702038M	2022Q2	22131	OCEAN	STBGP-D00S (595)	1	\$1,700	\$2,500		\$1,800
		22107	OCEAN	NHP-0009 (328)	11	\$2,000	\$2,440	\$2,000	\$1,840

PEDESTRIAN SIGNAL HEAD / U									
702039M	2021Q3	21136	MONMOUTH	100% STATE	6	\$1,100	\$1,300	\$700	\$1,000
	2022Q2	22116	MERCER	CRRSAA-FLEX-0027 (304)	6	\$1,200	\$1,700	\$1,122	\$1,075
		22131	OCEAN	STBGP-D00S (595)	14	\$1,050	\$1,300		\$1,100
		22107	OCEAN	NHP-0009 (328)	70	\$1,125	\$1,500	\$1,100	\$930.00

PUSH BUTTON / U									
702042M	2021Q3	21136	MONMOUTH	100% STATE	6	\$385.00	\$600.00	\$325.00	\$500.00
	2022Q2	22116	MERCER	CRRSAA-FLEX-0027 (304)	6	\$600.00	\$650.00	\$550.00	\$500.00
		22131	OCEAN	STBGP-D00S (595)	7	\$465.00	\$700.00		\$440.00
		22107	OCEAN	NHP-0009 (328)	38	\$565.00	\$600.00	\$550.00	\$360.00

IMAGE DETECTOR / U									
702045M	2022Q2	22131	OCEAN	STBGP-D00S (595)	4	\$18,800	\$37,500		\$6,500

HISTORICAL BID PRICE LISTING
BY REGION

REGION: C

PAY ITEM	CALENDAR QUARTER	CONTRACT NUMBER	COUNTY LOCATION	PROJECT DESCRIPTION	BID QUANTITY	AWARD PRICE	SECOND BIDDER	THIRD BIDDER	ESTIMATE
INTERIM TRAFFIC SIGNAL SYSTEM, LOCATION / LS									
702057M	(cont)	22107	OCEAN	NHP-0009 (328)	1	\$17,000	\$60,000	\$18,000	\$8,500
		22116	MERCER	CRRSAA-FLEX-0027 (304)	1	\$7,500	\$10,000	\$7,920	\$15,000
		22131	OCEAN	STBGP-D00S (595)	1	\$36,775	\$35,000		\$10,000
		22131	OCEAN	STBGP-D00S (595)	1	\$13,750	\$7,500		\$10,000
		22131	OCEAN	STBGP-D00S (595)	1	\$36,775	\$17,500		\$10,000

GPS UNIT / U									
702059M	2021Q3	21136	MONMOUTH	100% STATE	2	\$1,320	\$1,500	\$1,200	\$1,250

CONTROLLER TURN-ON / U									
702060M	2021Q3	21134	MIDDLESEX	100% State	2	\$11,000	\$9,000	\$12,000	\$6,300
		21136	MONMOUTH	100% STATE	2	\$7,260	\$10,000	\$4,600	\$8,000
	2022Q2	22116	MERCER	CRRSAA-FLEX-0027 (304)	1	\$10,000	\$8,100	\$9,680	\$8,308
		22131	OCEAN	STBGP-D00S (595)	2	\$11,000	\$8,500		\$6,900
		22107	OCEAN	NHP-0009 (328)	14	\$17,000	\$9,200	\$14,000	\$6,300

BLANK-OUT SIGN / U									
702091M	2022Q2	22107	OCEAN	NHP-0009 (328)	1	\$17,000	\$8,000	\$12,000	\$6,000

BACKPLATE / U									
702093P	2022Q2	22107	OCEAN	NHP-0009 (328)	12	\$375	\$1,900	\$400	\$450.00

HISTORICAL BID PRICE LISTING
BY REGION

REGION: C

PAY ITEM	CALENDAR QUARTER	CONTRACT NUMBER	COUNTY LOCATION	PROJECT DESCRIPTION	BID QUANTITY	AWARD PRICE	SECOND BIDDER	THIRD BIDDER	ESTIMATE

LIGHTING STANDARD ALUMINUM / U									
703003M	2022Q2	22131	OCEAN	STBGP-D00S (595)	1	\$2,800	\$4,700		\$3,400
		22108	MERCER	NHP-0029 (327)	4	\$6,000	\$6,500	\$8,400	\$2,500
		22107	OCEAN	NHP-0009 (328)	6	\$2,900	\$3,700	\$3,000	\$2,500
		22112	MERCER	NHP-0029 (329)	21	\$3,400	\$3,200	\$3,500	\$2,800

LIGHTING MAST ARM ALUMINUM / U									
703012M	2022Q2	22131	OCEAN	STBGP-D00S (595)	1	\$1,100	\$2,250		\$1,300
		22107	OCEAN	NHP-0009 (328)	3	\$1,175	\$1,900	\$1,200	\$1,200
		22112	MERCER	NHP-0029 (329)	21	\$1,350	\$1,700	\$1,800	\$1,100

LUMINAIRE / U									
703018M	2022Q2	22108	MERCER	NHP-0029 (327)	4	\$2,475	\$2,600	\$4,100	\$1,800
		22131	OCEAN	STBGP-D00S (595)	6	\$2,200	\$3,200		\$1,300
		22112	MERCER	NHP-0029 (329)	21	\$550	\$1,000	\$960	\$1,500
		22107	OCEAN	NHP-0009 (328)	26	\$2,375	\$2,200	\$2,300	\$1,600

TEMPORARY HIGHWAY LIGHTING SYSTEM / LS									
703033P	2022Q2	22108	MERCER	NHP-0029 (327)	1	\$500	\$14,500	\$25,000	\$88,000
		22108	MERCER	NHP-0029 (327)	1	\$500	\$14,500	\$27,000	\$88,000
		22112	MERCER	NHP-0029 (329)	1	\$35,000	\$200,000	\$40,000	\$50,000

HISTORICAL BID PRICE LISTING
BY REGION

REGION: C

PAY ITEM	CALENDAR QUARTER	CONTRACT NUMBER	COUNTY LOCATION	PROJECT DESCRIPTION	BID QUANTITY	AWARD PRICE	SECOND BIDDER	THIRD BIDDER	ESTIMATE
ITS CONDUIT, TYPE A / LF									
704002M	2021Q3	21136	MONMOUTH	100% STATE	44	\$220.00	\$65.00	\$62.00	\$40.00
	2022Q2	22107	OCEAN	NHP-0009 (328)	75	\$370.00	\$275.00	\$260.00	\$40.00
		22121	MONMOUTH	NHP-1015 (350)	404	\$95.00	\$95.00	\$100.00	\$80.00
		22112	MERCER	NHP-0029 (329)	6,036	\$57.00	\$63.00	\$85.00	\$38.00
		22107	OCEAN	NHP-0009 (328)	35,937	\$70.00	\$60.00	\$45.00	\$40.00

JUNCTION BOX ITS TYPE A / U									
704003M	2021Q3	21136	MONMOUTH	100% STATE	2	\$6,600	\$5,500	\$3,400	\$5,000
	2022Q2	22121	MONMOUTH	NHP-1015 (350)	5	\$3,500	\$3,500	\$3,700	\$6,000
		22107	OCEAN	NHP-0009 (328)	25	\$7,800	\$8,000	\$5,200	\$5,100
		22112	MERCER	NHP-0029 (329)	29	\$6,500	\$5,000	\$3,500	\$4,800

JUNCTION BOX ITS TYPE C / U									
704009M	2021Q3	21134	MIDDLESEX	100% State	2	\$4,500	\$3,500	\$4,900	\$2,400
	2022Q2	22121	MONMOUTH	NHP-1015 (350)	2	\$2,100	\$2,100	\$2,200	\$3,000

METER CABINET ITS / U									
704011M	2022Q2	22121	MONMOUTH	NHP-1015 (350)	1	\$5,400	\$5,400	\$5,500	\$4,000

FOUNDATION, ITS / U									
704014M	2022Q2	22121	MONMOUTH	NHP-1015 (350)	1	\$1,400	\$1,400	\$1,500	\$3,000

FOUNDATION ITS TYPE D / U									
704024M	2022Q2	22121	MONMOUTH	NHP-1015 (350)	1	\$2,300	\$2,300	\$2,400	\$3,000

CONTROLLER MODIFICATIONS, TYPE ___ / U									
704032M	2022Q2	22131	OCEAN	STBGP-D00S (595)	1	\$16,500	\$17,200		\$10,500

HISTORICAL BID PRICE LISTING
 BY REGION

REGION: C

PAY ITEM	CALENDAR QUARTER	CONTRACT NUMBER	COUNTY LOCATION	PROJECT DESCRIPTION	BID QUANTITY	AWARD PRICE	SECOND BIDDER	THIRD BIDDER	ESTIMATE

CONTROL CENTER SYSTEM, LOCATION NO. ___ / LS									
704033P	2022Q2	22121	MONMOUTH	NHP-1015 (350)	1	\$13,800	\$13,800	\$14,000	\$15,000
		22121	MONMOUTH	NHP-1015 (350)	1	\$15,100	\$15,100	\$16,000	\$5,000

FOUNDATION CSS / U									
704035M	2022Q2	22121	MONMOUTH	NHP-1015 (350)	1	\$12,000	\$12,000	\$12,000	\$20,000

CAMERA STANDARD TYPE A / U									
704048M	2022Q2	22121	MONMOUTH	NHP-1015 (350)	1	\$98,580	\$99,000	\$100,000	\$47,000

CAMERA / U									
704060M	2022Q2	22121	MONMOUTH	NHP-1015 (350)	2	\$7,700	\$7,700	\$8,000	\$8,000

CONTROLLER, CAMERA / U									
704063M	2022Q2	22121	MONMOUTH	NHP-1015 (350)	1	\$49,850	\$50,000	\$50,000	\$35,000

CONTROLLER, CTSS TURN ON / U									
704090M	2022Q2	22131	OCEAN	STBGP-D00S (595)	1	\$6,400	\$8,500		\$7,000

HISTORICAL BID PRICE LISTING
 BY REGION

REGION: C

PAY ITEM	CALENDAR CONTRACT QUARTER NUMBER	COUNTY LOCATION	PROJECT DESCRIPTION	BID QUANTITY	AWARD PRICE	SECOND BIDDER	THIRD BIDDER	ESTIMATE
REMOVAL, RELOCATION OF ELECTRICAL / LS								
706005P	2022Q2 22112	MERCER	NHP-0029(329)	1	\$120,000	\$50,000	\$5,000	\$80,000

HISTORICAL BID PRICE LISTING
 BY REGION

REGION: C

PAY ITEM	CALENDAR QUARTER	CONTRACT NUMBER	COUNTY LOCATION	PROJECT DESCRIPTION	BID QUANTITY	AWARD PRICE	SECOND BIDDER	THIRD BIDDER	ESTIMATE
GROUNDING AND BONDING SYSTEM / LS									
750052P	2021Q3	21134	MIDDLESEX	100% State	1	\$100,000	\$22,000	\$110,000	\$65,871

HISTORICAL BID PRICE LISTING
 BY REGION

REGION: C

PAY ITEM	CALENDAR QUARTER	CONTRACT NUMBER	COUNTY LOCATION	PROJECT DESCRIPTION	BID QUANTITY	AWARD PRICE	SECOND BIDDER	THIRD BIDDER	ESTIMATE

SELECTIVE THINNING / SY									
801006M	2021Q3	21130	MERCER	STBGP-0130 (327)	200	\$7.00	\$7.50	\$0.01	\$9.00
	2022Q2	22121	MONMOUTH	NHP-1015 (350)	100	\$35.00	\$10.00	\$60.00	\$25.00
		22107	OCEAN	NHP-0009 (328)	200	\$4.80	\$30.00	\$27.00	\$35.00
		22131	OCEAN	STBGP-D00S (595)	608	\$35.00	\$60.00		\$15.00

SELECTIVE CLEARING / SY									
801012M	2021Q3	21130	MERCER	STBGP-0130 (327)	800	\$15.00	\$16.00	\$0.01	\$5.00
	2022Q2	22121	MONMOUTH	NHP-1015 (350)	100	\$35.00	\$25.00	\$80.00	\$30.00
		22107	OCEAN	NHP-0009 (328)	5,000	\$3.00	\$18.00	\$2.00	\$5.00

HISTORICAL BID PRICE LISTING
BY REGION

REGION: C

PAY ITEM	CALENDAR QUARTER	CONTRACT NUMBER	COUNTY LOCATION	PROJECT DESCRIPTION	BID QUANTITY	AWARD PRICE	SECOND BIDDER	THIRD BIDDER	ESTIMATE

TRIMMING EXISTING TREE, OVER 6" TO 12" D / U									
802003M	2022Q2	22116	MERCER	CRRSAA-FLEX-0027 (304	5	\$450.00	\$450.00	\$330.00	\$120.00
		22462	MONMOUTH	STATE	25	\$25.00	\$120.00		\$100.00

TRIMMING EXISTING TREE, OVER 12" TO 18" / U									
802006M	2022Q2	22107	OCEAN	NHP-0009 (328)	1	\$375	\$2,500	\$725	\$150.00
		22462	MONMOUTH	STATE	3	\$25.00	\$120.00		\$150.00

TRIMMING EXISTING TREE, OVER 18" TO 24" / U									
802009M	2022Q2	22104	MERCER	NHP-0029 (328)	3	\$3,650			\$760.00
		22462	MONMOUTH	STATE	3	\$25.00	\$120.00		\$150.00
		22116	MERCER	CRRSAA-FLEX-0027 (304	5	\$750.00	\$750.00	\$550.00	\$200.00

TRIMMING EXISTING TREE, OVER 24" TO 30" / U									
802012M	2022Q2	22462	MONMOUTH	STATE	3	\$25.00	\$120.00		\$150.00

TRIMMING EXISTING TREE, OVER 30" TO 36" / U									
802015M	2022Q2	22462	MONMOUTH	STATE	3	\$25.00	\$120.00		\$150.00

TRIMMING EXISTING TREE, OVER 36" DIAMETE / U									
802018M	2022Q2	22462	MONMOUTH	STATE	3	\$25.00	\$120.00		\$170.00

TREE REMOVAL, OVER 6" TO 12" DIAMETER / U									
802021M	2021Q3	21136	MONMOUTH	100% STATE	4	\$0	\$1,000	\$600	\$700.00
		21130	MERCER	STBGP-0130 (327)	15	\$800.00	\$850.00	\$0.01	\$425.00
	2022Q2	22118	MIDDLESEX	NHP- 0018 (308)	15	\$985.00	\$405.00	\$893.00	\$550.00

HISTORICAL BID PRICE LISTING
BY REGION

REGION: C

PAY ITEM	CALENDAR QUARTER	CONTRACT NUMBER	COUNTY LOCATION	PROJECT DESCRIPTION	BID QUANTITY	AWARD PRICE	SECOND BIDDER	THIRD BIDDER	ESTIMATE

TREE REMOVAL, OVER 6" TO 12" DIAMETER / U									
802021M	(cont)	22462	MONMOUTH	STATE	25	\$50.00	\$300.00		\$100.00

TREE REMOVAL, OVER 12" TO 18" DIAMETER / U									
802024M	2021Q3	21136	MONMOUTH	100% STATE	2	\$0	\$1,500	\$900	\$1,100
		21130	MERCER	STBGP-0130 (327)	10	\$1,400	\$1,500	\$0	\$450.00
	2022Q2	22107	OCEAN	NHP-0009 (328)	1	\$2,260	\$1,800	\$1,175	\$2,200
		22462	MONMOUTH	STATE	3	\$50.00	\$300.00		\$250.00

TREE REMOVAL, OVER 18" TO 24" DIAMETER / U									
802027M	2021Q3	21130	MERCER	STBGP-0130 (327)	2	\$2,250	\$2,400	\$0	\$1,200
		21136	MONMOUTH	100% STATE	2	\$0	\$2,000	\$1,500	\$2,000
	2022Q2	22108	MERCER	NHP-0029 (327)	1	\$1,950	\$1,000	\$2,800	\$2,100
		22107	OCEAN	NHP-0009 (328)	3	\$2,725	\$2,400	\$1,900	\$1,300
		22462	MONMOUTH	STATE	3	\$250.00	\$300.00		\$250.00

TREE REMOVAL, OVER 24" TO 30" DIAMETER / U									
802030M	2022Q2	22107	OCEAN	NHP-0009 (328)	1	\$3,650	\$4,200	\$3,000	\$3,700
		22462	MONMOUTH	STATE	3	\$750.00	\$300.00		\$250.00

TREE REMOVAL, OVER 30" TO 36" DIAMETER / U									
802033M	2022Q2	22462	MONMOUTH	STATE	3	\$1,250	\$300		\$550.00

TREE REMOVAL, OVER 36" DIAMETER / U									
802036M	2022Q2	22462	MONMOUTH	STATE	3	\$1,500	\$300		\$1,000

HISTORICAL BID PRICE LISTING
BY REGION

REGION: C

PAY ITEM -----	CALENDAR CONTRACT QUARTER NUMBER -----	COUNTY LOCATION -----	PROJECT DESCRIPTION -----	BID QUANTITY -----	AWARD PRICE -----	SECOND BIDDER -----	THIRD BIDDER -----	ESTIMATE -----
PREPARATION OF EXISTING SOIL / SY								
803006M	2022Q2 22112	MERCER	NHP-0029(329)	1,241	\$4.40	\$4.00	\$5.00	\$4.50

HISTORICAL BID PRICE LISTING
BY REGION

REGION: C

PAY ITEM	CALENDAR QUARTER	CONTRACT NUMBER	COUNTY LOCATION	PROJECT DESCRIPTION	BID QUANTITY	AWARD PRICE	SECOND BIDDER	THIRD BIDDER	ESTIMATE
TOPSOIL SPREADING ___" THICK / SY									
804000P	2021Q3	21136	MONMOUTH	100% STATE	10	\$0.01	\$50.00	\$6.00	\$5.00
		21134	MIDDLESEX	100% State	1,325	\$8.00	\$4.00	\$6.00	\$8.00
		21127	HUNTERDON	NHP-0078 (328)	8,045	\$7.00	\$5.00	\$6.00	\$2.00
	2021Q4	22403	MERCER	STATE	1,666	\$3.00	\$9.25	\$6.35	\$4.00
		22403	MERCER	STATE	5,000	\$0.01	\$2.50	\$5.25	\$5.00
	2022Q1	22404	MIDDLESEX	STATE	1,787	\$3.00	\$7.00	\$0.02	\$4.00
		22405	MONMOUTH	STATE	4,466	\$3.00	\$7.00	\$4.25	\$4.00
		22404	MIDDLESEX	STATE	5,000	\$0.01	\$4.00	\$0.02	\$5.00
	2022Q2	22113	SOMERSET	NHP-0022 (351)	38	\$15.00	\$5.00	\$10.00	\$5.00
		22108	MERCER	NHP-0029 (327)	56	\$65.00	\$45.00	\$110.00	\$12.00
		22118	MIDDLESEX	NHP- 0018 (308)	67	\$10.00	\$20.00	\$5.00	\$10.00
		22131	OCEAN	STBGP-D00S (595)	549	\$3.50	\$65.00		\$5.00
		22121	MONMOUTH	NHP-1015 (350)	670	\$4.75	\$5.00	\$21.00	\$6.00
		22107	OCEAN	NHP-0009 (328)	2,961	\$5.50	\$8.00	\$6.00	\$4.00
		22112	MERCER	NHP-0029 (329)	15,382	\$7.00	\$3.75	\$4.00	\$6.50
		22107	OCEAN	NHP-0009 (328)	50,976	\$5.50	\$6.00	\$3.00	\$2.00

SUBSOIL / CY									
804001P	2022Q2	22107	OCEAN	NHP-0009 (328)	619	\$0.01	\$30.00	\$70.00	\$50.00

PLANT PIT SOIL / CY									
804014P	2022Q2	22121	MONMOUTH	NHP-1015 (350)	5	\$70.00	\$70.00	\$140.00	\$70.00
		22112	MERCER	NHP-0029 (329)	32	\$77.00	\$70.00	\$80.00	\$70.00
		22107	OCEAN	NHP-0009 (328)	197	\$59.00	\$100.00	\$70.00	\$70.00

BORROW TOPSOIL / CY									
804015P	2021Q3	21134	MIDDLESEX	100% State	20	\$60.00	\$50.00	\$55.00	\$60.00
		21127	HUNTERDON	NHP-0078 (328)	894	\$45.00	\$45.00	\$55.00	\$22.00
	2021Q4	22403	MERCER	STATE	116	\$25.00	\$35.00	\$38.00	\$50.00

HISTORICAL BID PRICE LISTING
 BY REGION

REGION: C

PAY ITEM	CALENDAR QUARTER	CONTRACT NUMBER	COUNTY LOCATION	PROJECT DESCRIPTION	BID QUANTITY	AWARD PRICE	SECOND BIDDER	THIRD BIDDER	ESTIMATE

BORROW TOPSOIL / CY									
804015P	(cont)	22403	MERCER	STATE	1,250	\$0.01	\$5.00	\$38.00	\$4.00
	2022Q1	22405	MONMOUTH	STATE	125	\$25.00	\$48.00	\$35.00	\$50.00
		22404	MIDDLESEX	STATE	199	\$25.00	\$37.00	\$0.02	\$50.00
		22404	MIDDLESEX	STATE	1,250	\$0.01	\$5.00	\$0.02	\$4.00
	2022Q2	22108	MERCER	NHP-0029 (327)	7	\$14.00	\$50.00	\$600.00	\$63.00
		22118	MIDDLESEX	NHP- 0018 (308)	10	\$20.00	\$55.00	\$25.00	\$34.00
		22131	OCEAN	STBGP-D00S (595)	16	\$65.00	\$33.00		\$55.00
		22121	MONMOUTH	NHP-1015 (350)	80	\$65.00	\$65.00	\$66.00	\$70.00

BIORETENTION SOIL MIXTURE / CY									
804030P	2022Q2	22107	OCEAN	NHP-0009 (328)	205	\$80.00	\$100.00	\$82.00	\$75.00

HISTORICAL BID PRICE LISTING
 BY REGION

REGION: C

PAY ITEM	CALENDAR QUARTER	CONTRACT NUMBER	COUNTY LOCATION	PROJECT DESCRIPTION	BID QUANTITY	AWARD PRICE	SECOND BIDDER	THIRD BIDDER	ESTIMATE

TURF REPAIR STRIP / LF									
805003M	2021Q4	22403	MERCER	STATE	2,000	\$3.50	\$4.50	\$9.75	\$5.00
		22403	MERCER	STATE	5,000	\$0.01	\$2.50	\$7.00	\$2.00
	2022Q1	22106	HUNTERDON	NHP-0179 (327)	40	\$274.37			\$9.00
		22404	MIDDLESEX	STATE	2,000	\$2.50	\$5.50	\$0.02	\$5.00
		22405	MONMOUTH	STATE	2,000	\$3.50	\$5.75	\$8.50	\$5.00
		22404	MIDDLESEX	STATE	5,000	\$0.01	\$2.00	\$0.02	\$2.00
	2022Q2	22108	MERCER	NHP-0029 (327)	211	\$30.00	\$2.00	\$11.00	\$6.00
		22104	MERCER	NHP-0029 (328)	775	\$39.53			\$9.00
		22131	OCEAN	STBGP-D00S (595)	1,113	\$10.00	\$8.50		\$10.00

STABILIZED TURF / SY									
805005M	2022Q2	22131	OCEAN	STBGP-D00S (595)	6	\$55.00	\$85.00		\$60.00

HISTORICAL BID PRICE LISTING
BY REGION

REGION: C

PAY ITEM	CALENDAR QUARTER	CONTRACT NUMBER	COUNTY LOCATION	PROJECT DESCRIPTION	BID QUANTITY	AWARD PRICE	SECOND BIDDER	THIRD BIDDER	ESTIMATE

FERTILIZING AND SEEDING, TYPE A / SY									
806003P	2021Q4	22403	MERCER	STATE	5,000	\$0.01	\$0.25	\$1.00	\$2.00
	2022Q1	22404	MIDDLESEX	STATE	5,000	\$0.01	\$0.50	\$0.02	\$2.00
	2022Q2	22113	SOMERSET	NHP-0022 (351)	38	\$3.00	\$1.00	\$10.00	\$3.00

FERTILIZING AND SEEDING, TYPE A-3 / SY									
806006P	2021Q3	21134	MIDDLESEX	100% State	1,325	\$0.50	\$1.00	\$3.00	\$1.70
		21127	HUNTERDON	NHP-0078 (328)	8,045	\$1.00	\$2.50	\$2.00	\$1.00
	2021Q4	22403	MERCER	STATE	1,666	\$0.75	\$0.50	\$1.00	\$2.00
	2022Q1	22404	MIDDLESEX	STATE	1,787	\$0.75	\$1.00	\$0.02	\$2.00
		22405	MONMOUTH	STATE	4,466	\$0.75	\$2.00	\$0.60	\$2.00
	2022Q2	22108	MERCER	NHP-0029 (327)	56	\$18.00	\$5.50	\$110.00	\$4.00
		22118	MIDDLESEX	NHP- 0018 (308)	67	\$10.00	\$1.25	\$1.00	\$2.00
		22131	OCEAN	STBGP-D00S (595)	549	\$2.25	\$3.30		\$3.00
		22112	MERCER	NHP-0029 (329)	15,382	\$1.60	\$1.50	\$1.35	\$2.00

FERTILIZING AND SEEDING, TYPE F / SY									
806018P	2021Q3	21134	MIDDLESEX	100% State	133	\$1.00	\$5.00	\$2.00	\$3.00
		21127	HUNTERDON	NHP-0078 (328)	700	\$2.00	\$3.00	\$1.50	\$2.50
	2022Q2	22131	OCEAN	STBGP-D00S (595)	51	\$2.75	\$4.25		\$25.00
		22112	MERCER	NHP-0029 (329)	1,399	\$1.60	\$2.00	\$1.40	\$2.00
		22107	OCEAN	NHP-0009 (328)	5,580	\$1.60	\$1.20	\$2.50	\$1.20

FERTILIZING AND SEEDING, TYPE R / SY									
806020P	2022Q2	22121	MONMOUTH	NHP-1015 (350)	63	\$5.25	\$5.25	\$12.00	\$2.00

FERTILIZING AND SEEDING, TYPE PINELANDS / SY									
806027P	2022Q2	22107	OCEAN	NHP-0009 (328)	1,004	\$2.15	\$2.50	\$2.90	\$1.20

HISTORICAL BID PRICE LISTING
 BY REGION

REGION: C

PAY ITEM	CALENDAR QUARTER	CONTRACT NUMBER	COUNTY LOCATION	PROJECT DESCRIPTION	BID QUANTITY	AWARD PRICE	SECOND BIDDER	THIRD BIDDER	ESTIMATE

WILDFLOWER SEEDING / SY									
806030P	2022Q2	22121	MONMOUTH	NHP-1015 (350)	140	\$6.50	\$6.50	\$27.00	\$5.00
		22112	MERCER	NHP-0029 (329)	1,795	\$4.90	\$2.00	\$5.00	\$5.00
		22107	OCEAN	NHP-0009 (328)	1,957	\$2.15	\$4.50	\$4.00	\$4.75

FERTILIZING AND SEEDING, LOW MAINTENANCE / SY									
806033P	2021Q3	21136	MONMOUTH	100% STATE	10	\$0.01	\$1.00	\$4.00	\$2.00
	2022Q2	22121	MONMOUTH	NHP-1015 (350)	670	\$2.25	\$2.25	\$5.00	\$1.00
		22107	OCEAN	NHP-0009 (328)	52,758	\$1.60	\$2.50	\$1.40	\$1.50

HISTORICAL BID PRICE LISTING
 BY REGION

REGION: C

PAY ITEM	CALENDAR QUARTER	CONTRACT NUMBER	COUNTY LOCATION	PROJECT DESCRIPTION	BID QUANTITY	AWARD PRICE	SECOND BIDDER	THIRD BIDDER	ESTIMATE

TOPSOIL STABILIZATION, TYPE 1 MAT / SY									
807003M	2021Q3	21136	MONMOUTH	100% STATE	277	\$6.00	\$5.00	\$5.00	\$5.00
	2022Q2	22131	OCEAN	STBGP-D00S (595)	21	\$11.00	\$18.00		\$15.00

TOPSOIL STABILIZATION, TYPE 3 MAT / SY									
807009M	2021Q3	21136	MONMOUTH	100% STATE	100	\$8.00	\$10.00	\$10.00	\$7.00
		21134	MIDDLESEX	100% State	482	\$10.00	\$5.00	\$10.00	\$7.00
		21127	HUNTERDON	NHP-0078 (328)	8,045	\$15.00	\$6.00	\$7.00	\$4.00

TOPSOIL STABILIZATION, TYPE 4 MAT / SY									
807012M	2022Q2	22107	OCEAN	NHP-0009 (328)	500	\$4.30	\$6.00	\$6.50	\$5.00

HISTORICAL BID PRICE LISTING
BY REGION

REGION: C

PAY ITEM	CALENDAR QUARTER	CONTRACT NUMBER	COUNTY LOCATION	PROJECT DESCRIPTION	BID QUANTITY	AWARD PRICE	SECOND BIDDER	THIRD BIDDER	ESTIMATE

STRAW MULCHING / SY									
809003M	2021Q3	21136	MONMOUTH	100% STATE	10	\$0.01	\$1.00	\$4.00	\$2.00
		21127	HUNTERDON	NHP-0078 (328)	500	\$1.50	\$2.50	\$5.00	\$1.50
		21134	MIDDLESEX	100% State	1,458	\$0.75	\$1.00	\$3.00	\$1.70
	2021Q4	22403	MERCER	STATE	1,666	\$0.75	\$0.50	\$1.00	\$1.50
		22403	MERCER	STATE	5,000	\$0.01	\$0.25	\$1.00	\$1.00
	2022Q1	22404	MIDDLESEX	STATE	1,787	\$0.75	\$1.00	\$0.02	\$1.50
		22405	MONMOUTH	STATE	4,466	\$0.75	\$1.00	\$0.60	\$1.50
		22404	MIDDLESEX	STATE	5,000	\$0.01	\$0.50	\$0.02	\$1.00
	2022Q2	22113	SOMERSET	NHP-0022 (351)	38	\$3.00	\$1.00	\$10.00	\$4.00
		22108	MERCER	NHP-0029 (327)	56	\$18.00	\$1.40	\$110.00	\$3.00
		22118	MIDDLESEX	NHP- 0018 (308)	67	\$10.00	\$1.25	\$1.00	\$4.00
		22131	OCEAN	STBGP-D00S (595)	549	\$1.00	\$1.50		\$4.00
		22112	MERCER	NHP-0029 (329)	15,382	\$1.10	\$0.50	\$1.00	\$1.50

FIBER MULCHING / SY									
809006M	2022Q2	22121	MONMOUTH	NHP-1015 (350)	670	\$3.00	\$3.00	\$8.00	\$5.00
		22107	OCEAN	NHP-0009 (328)	61,299	\$1.10	\$1.20	\$2.70	\$0.60

WOOD MULCHING / SY									
809018M	2022Q2	22121	MONMOUTH	NHP-1015 (350)	16	\$6.00	\$6.00	\$25.00	\$7.00
		22112	MERCER	NHP-0029 (329)	81	\$6.00	\$5.75	\$4.50	\$7.00
		22107	OCEAN	NHP-0009 (328)	3,549	\$1.10	\$3.50	\$4.90	\$7.00

HISTORICAL BID PRICE LISTING
 BY REGION

REGION: C

PAY ITEM	CALENDAR QUARTER	CONTRACT NUMBER	COUNTY LOCATION	PROJECT DESCRIPTION	BID QUANTITY	AWARD PRICE	SECOND BIDDER	THIRD BIDDER	ESTIMATE

MOWING / ACRE									
810003M	2021Q3	21134	MIDDLESEX	100% State	1	\$500.00	\$1.00	\$800.00	\$900.00
	2022Q2	22107	OCEAN	NHP-0009 (328)	26	\$430.00	\$650.00	\$220.00	\$800.00

MOWING / SY									
810006M	2022Q2	22131	OCEAN	STBGP-D00S (595)	250	\$10.00	\$8.00		\$4.00

MOWING EXISTING TURF / ACRE									
810009M	2021Q3	21136	MONMOUTH	100% STATE	1	\$0	\$5,000	\$1,500	\$650.00

HISTORICAL BID PRICE LISTING
BY REGION

REGION: C

PAY ITEM	CALENDAR QUARTER	CONTRACT NUMBER	COUNTY LOCATION	PROJECT DESCRIPTION	BID QUANTITY	AWARD PRICE	SECOND BIDDER	THIRD BIDDER	ESTIMATE
LARGE DECIDUOUS TREE, 2-2 1/2" CALIPER, / U									
811006M	2022Q2	22112	MERCER	NHP-0029 (329)	25	\$710.00	\$660.00	\$725.00	\$500.00
		22107	OCEAN	NHP-0009 (328)	33	\$550.00	\$900.00	\$680.00	\$500.00
LARGE DECID TREE 10-12' HIGH, MULTI STEM / U									
811016M	2022Q2	22107	OCEAN	NHP-0009 (328)	15	\$645.00	\$900.00	\$750.00	\$450.00
SMALL DECIDUOUS TREE, 2-2 1/2" CALIPER, / U									
811024M	2022Q2	22107	OCEAN	NHP-0009 (328)	47	\$550.00	\$400.00	\$670.00	\$450.00
SMALL DECIDUOUS TREE, 6-7' HIGH B&B / U									
811029M	2022Q2	22121	MONMOUTH	NHP-1015 (350)	7	\$595.00	\$600.00	\$750.00	\$350.00
		22107	OCEAN	NHP-0009 (328)	12	\$550.00	\$300.00	\$650.00	\$350.00
SMALL DECIDUOUS TREE, 7-8' HIGH, B&B / U									
811031M	2022Q2	22112	MERCER	NHP-0029 (329)	48	\$650.00	\$600.00	\$650.00	\$375.00
EVERGREEN TREE, 7-8' HIGH B&B / U									
811037M	2022Q2	22107	OCEAN	NHP-0009 (328)	37	\$600.00	\$350.00	\$725.00	\$375.00
DECIDUOUS SHRUB, 18-24" HIGH, #3 CONTAIN / U									
811063M	2022Q2	22121	MONMOUTH	NHP-1015 (350)	45	\$60.00	\$60.00	\$150.00	\$65.00
DECIDUOUS SHRUB, 24-36" HIGH, CONTAINER / U									
811067M	2022Q2	22107	OCEAN	NHP-0009 (328)	1,512	\$64.50	\$85.00	\$70.00	\$65.00

HISTORICAL BID PRICE LISTING
 BY REGION

REGION: C

PAY ITEM	CALENDAR QUARTER	CONTRACT NUMBER	COUNTY LOCATION	PROJECT DESCRIPTION	BID QUANTITY	AWARD PRICE	SECOND BIDDER	THIRD BIDDER	ESTIMATE
EVERGREEN SHRUB, 18-24" HIGH, #3 CONTAIN / U									
811078M	2022Q2	22107	OCEAN	NHP-0009(328)	170	\$59.00	\$90.00	\$65.00	\$55.00

HISTORICAL BID PRICE LISTING
 BY REGION

REGION: C

PAY ITEM	CALENDAR QUARTER	CONTRACT NUMBER	COUNTY LOCATION	PROJECT DESCRIPTION	BID QUANTITY	AWARD PRICE	SECOND BIDDER	THIRD BIDDER	ESTIMATE

BULB / U									
811123M	2022Q2	22107	OCEAN	NHP-0009 (328)	12,519	\$1.10	\$15.00	\$4.20	\$2.50

PLANT ESTABLISHMENT PERIOD / LS									
811138M	2022Q2	22107	OCEAN	NHP-0009 (328)	1	\$9,150	\$55,000	\$70,000	\$28,000
		22112	MERCER	NHP-0029 (329)	1	\$7,000	\$6,250	\$5,000	\$8,100
		22121	MONMOUTH	NHP-1015 (350)	1	\$2,500	\$2,500	\$15,000	\$6,000

WATERING / MG									
811165M	2022Q2	22121	MONMOUTH	NHP-1015 (350)	2	\$400.00	\$400.00	\$700.00	\$1,000
		22112	MERCER	NHP-0029 (329)	8	\$550.00	\$500.00	\$450.00	\$1,000
		22107	OCEAN	NHP-0009 (328)	66	\$265.00	\$400.00	\$250.00	\$1,000

HISTORICAL BID PRICE LISTING
BY REGION

REGION: C

PAY ITEM	CALENDAR QUARTER	CONTRACT NUMBER	COUNTY LOCATION	PROJECT DESCRIPTION	BID QUANTITY	AWARD PRICE	SECOND BIDDER	THIRD BIDDER	ESTIMATE
BRIDGE HEADER REPAIR / LF									
MMB070M	2021Q4	20466	MONMOUTH	NHP-D00S (456)	2,034	\$286.00	\$200.00	\$183.00	\$155.00
REPAIR CONCRETE CURB / LF									
MMB077M	2021Q4	20466	MONMOUTH	NHP-D00S (456)	175	\$115.00	\$80.00	\$200.00	\$75.00
FLOODLIGHTS FOR NIGHTTIME OPERATION / U									
MMB085M	2021Q4	20459	MERCER	NHP-D00S (454)	8	\$1,000	\$1,500	\$1,500	\$500.00
DECK JOINT RESEAL (SILICON) / LF									
MMB087M	2021Q4	20466	MONMOUTH	NHP-D00S (456)	4,638	\$70.00	\$80.00	\$85.00	\$70.00
DECK JOINT REPAIR / LF									
MMB089M	2021Q4	20466	MONMOUTH	NHP-D00S (456)	5,630	\$181.00	\$160.00	\$180.00	\$110.00
DECK JOINT RESEAL (RUBBER ASPHALT) / LF									
MMB090M	2021Q4	20466	MONMOUTH	NHP-D00S (456)	2,418	\$5.00	\$40.00	\$17.00	\$20.00
FORCE ACCOUNT LABOR, EQUIPMENT & MATERIA / DOLL									
MMB091M	2022Q2	22462	MONMOUTH	STATE	80,000	\$1.00	\$1.00		\$1.00
CREW COORDINATOR / HOUR									
MMB092M	2021Q4	22413	HUNTERDON	N/A	100	\$125.00	\$125.00	\$125.00	\$125.00
		22416	HUNTERDON	N/A	100	\$125.00	\$125.00	\$125.00	\$125.00
		22435	HUNTERDON	N/A	100	\$125.00	\$125.00		\$125.00

HISTORICAL BID PRICE LISTING
 BY REGION

REGION: C

PAY ITEM -----	CALENDAR QUARTER -----	CONTRACT NUMBER -----	COUNTY LOCATION -----	PROJECT DESCRIPTION -----	BID QUANTITY -----	AWARD PRICE -----	SECOND BIDDER -----	THIRD BIDDER -----	ESTIMATE -----
CREW COORDINATOR / HOUR									
MMB092M	(cont)	22419	MONMOUTH	N/A	250	\$125.00	\$125.00	\$125.00	\$125.00

HISTORICAL BID PRICE LISTING
BY REGION

REGION: C

PAY ITEM	CALENDAR QUARTER	CONTRACT NUMBER	COUNTY LOCATION	PROJECT DESCRIPTION	BID QUANTITY	AWARD PRICE	SECOND BIDDER	THIRD BIDDER	ESTIMATE
LANE CLOSURES / HOUR									
MMB172M	2021Q4	22419	MONMOUTH	N/A	1,500	\$142.00	\$130.00	\$1.01	\$75.00
		22432	MONMOUTH	100% State	4,000	\$175.00	\$1.00	\$0.01	\$65.00
		22435	HUNTERDON	N/A	5,000	\$0.01	\$0.01		\$65.00
		22413	HUNTERDON	N/A	7,000	\$0.01	\$0.01	\$1.00	\$50.00
		22416	HUNTERDON	N/A	13,000	\$1.00	\$0.01	\$0.01	\$50.00

SOLID WASTE DISPOSAL / DOLL									
MMB173M	2021Q4	22419	MONMOUTH	N/A	1,000	\$1.00	\$1.00	\$1.00	\$1.00
		22413	HUNTERDON	N/A	7,500	\$1.00	\$1.00	\$1.00	\$1.00
		22432	MONMOUTH	100% State	10,000	\$1.00	\$1.00	\$1.00	\$1.00
		22416	HUNTERDON	N/A	20,000	\$1.00	\$1.00	\$1.00	\$1.00
		22435	HUNTERDON	N/A	100,000	\$1.00	\$1.00		\$1.00

DIVING CREW / HOUR									
MMB185M	2021Q4	22435	HUNTERDON	N/A	2,200	\$360.18	\$483.00		\$480.00

LABOR CREW / HOUR									
MMB186M	2021Q4	22419	MONMOUTH	N/A	325	\$345.00	\$360.00	\$295.00	\$350.00
		22419	MONMOUTH	N/A	700	\$535.00	\$555.00	\$620.00	\$575.00
		22419	MONMOUTH	N/A	700	\$438.00	\$412.00	\$510.00	\$510.00
		22419	MONMOUTH	N/A	700	\$227.00	\$260.00	\$255.00	\$325.00
		22419	MONMOUTH	N/A	700	\$529.00	\$556.00	\$640.00	\$675.00
		22419	MONMOUTH	N/A	700	\$609.00	\$602.00	\$695.00	\$625.00
		22419	MONMOUTH	N/A	700	\$531.00	\$569.00	\$535.00	\$540.00
		22432	MONMOUTH	100% State	4,000	\$555.00	\$678.00	\$865.00	\$670.00
		22432	MONMOUTH	100% State	4,000	\$536.00	\$725.00	\$600.00	\$695.00
		22413	HUNTERDON	N/A	4,800	\$340.00	\$402.00	\$297.00	\$315.00
		22435	HUNTERDON	N/A	5,000	\$654.59	\$623.00		\$690.00
		22413	HUNTERDON	N/A	7,000	\$408.00	\$445.00	\$616.00	\$500.00
		22416	HUNTERDON	N/A	13,000	\$598.00	\$600.71	\$686.00	\$568.00

HISTORICAL BID PRICE LISTING
 BY REGION

REGION: C

PAY ITEM	CALENDAR QUARTER	CONTRACT NUMBER	COUNTY LOCATION	PROJECT DESCRIPTION	BID QUANTITY	AWARD PRICE	SECOND BIDDER	THIRD BIDDER	ESTIMATE

RETROFIT COVER PLATE FOR INLET CURB PIEC / U									
MMD042M	2021Q4	22403	MERCER	STATE	10	\$400.00	\$425.00	\$300.00	\$200.00
	2022Q1	22405	MONMOUTH	STATE	10	\$400.00	\$212.00	\$325.00	\$200.00

GPS Fleet Tracking System / U									
MMD055M	2021Q3	21459	MONMOUTH	N/A	5	\$359.40			\$300.00

HISTORICAL BID PRICE LISTING
 BY REGION

REGION: C

PAY ITEM	CALENDAR QUARTER	CONTRACT NUMBER	COUNTY LOCATION	PROJECT DESCRIPTION	BID QUANTITY	AWARD PRICE	SECOND BIDDER	THIRD BIDDER	ESTIMATE

CONDUIT CLEARING / LF									
MME002M	2022Q1	22430	MERCER	100% STATE	400	\$10.00	\$29.00		\$1.00

FOUNDATION REMOVAL, ELECTRICAL / U									
MME008M	2022Q1	22428	MERCER	100% STATE	150	\$425.00	\$500.00		\$700.00

TRANSITE JUNCTION BOX REMOVAL / U									
MME009M	2022Q1	22428	MERCER	100% STATE	75	\$400.00	\$800.00		\$700.00

TROUBLESHOOTING / MH									
MME010M	2022Q1	22430	MERCER	100% STATE	175	\$300.00	\$749.00		\$185.00

BASE DOOR, TYPE T/C / U									
MME011M	2022Q1	22430	MERCER	100% STATE	10	\$90.00	\$197.00		\$100.00

BASE DOOR, TYPE K / U									
MME012M	2022Q1	22430	MERCER	100% STATE	10	\$95.00	\$205.00		\$95.00

BASE DOOR, TYPE P / U									
MME013M	2022Q1	22430	MERCER	100% STATE	10	\$85.00	\$189.00		\$90.00

PEDESTRIAN LED INSTALLATION / U									
MME015M	2022Q1	22430	MERCER	100% STATE	3	\$340.00	\$421.00		\$275.00

HIGHWAY LIGHTING BALLAST INSTALLATION / U									
MME017M	2022Q1	22430	MERCER	100% STATE	10	\$450.00	\$450.00		\$450.00

HISTORICAL BID PRICE LISTING
 BY REGION

REGION: C

PAY ITEM	CALENDAR QUARTER	CONTRACT NUMBER	COUNTY LOCATION	PROJECT DESCRIPTION	BID QUANTITY	AWARD PRICE	SECOND BIDDER	THIRD BIDDER	ESTIMATE
HIGHWAY LIGHTING RELAMPING / U									
MME024M	2022Q1	22430	MERCER	100% STATE	75	\$300.00	\$250.00		\$175.00

BASE DOOR, TYPE L / U									
MME026M	2022Q1	22430	MERCER	100% STATE	20	\$60.00	\$189.00		\$75.00

PEC REPLACEMENT / U									
MME027M	2022Q1	22430	MERCER	100% STATE	5	\$65.00	\$299.00		\$75.00

SIGN LUMINAIRE INSTALLATION / U									
MME055M	2022Q1	22430	MERCER	100% STATE	175	\$2,450	\$2,003		\$2,000

LED TYPE R-ARROW-R / U									
MME068M	2022Q1	22430	MERCER	100% STATE	50	\$110.00	\$261.00		\$100.00

LED TYPE A-ARROW-R / U									
MME069M	2022Q1	22430	MERCER	100% STATE	50	\$110.00	\$261.00		\$100.00

LED TYPE G-ARROW-R / U									
MME070M	2022Q1	22430	MERCER	100% STATE	50	\$110.00	\$261.00		\$100.00

LED TYPE A/G-ARROW-R / U									
MME071M	2022Q1	22430	MERCER	100% STATE	45	\$165.00	\$333.00		\$175.00

TRAFFIC DIRECTORS / MH									
MME084M	2022Q1	22428	MERCER	100% STATE	350	\$85.00	\$125.00		\$82.00

HISTORICAL BID PRICE LISTING
 BY REGION

REGION: C

PAY ITEM	CALENDAR QUARTER	CONTRACT NUMBER	COUNTY LOCATION	PROJECT DESCRIPTION	BID QUANTITY	AWARD PRICE	SECOND BIDDER	THIRD BIDDER	ESTIMATE
VISOR REPLACEMENT / U									
MME085M	2022Q1	22430	MERCER	100% STATE	45	\$65.00	\$120.00		\$60.00
ROADWAY JUNCTION BOX / U									
MME090M	2022Q1	22428	MERCER	100% STATE	1	\$350	\$1,000		\$2,000
LED TYPE 12 RAG / U									
MME091M	2022Q1	22430	MERCER	100% STATE	425	\$350.00	\$648.00		\$325.00
LED TYPE 8 RAG / U									
MME092M	2022Q1	22430	MERCER	100% STATE	350	\$340.00	\$631.00		\$290.00
LIGHTING ASSEMBLIES, TYPE L-R-X / U									
MME093M	2022Q1	22430	MERCER	100% STATE	2	\$460	\$1,206		\$450.00
LIGHTING ASSEMBLIES, TYPE L-R-CF / U									
MME094M	2022Q1	22430	MERCER	100% STATE	2	\$460	\$1,206		\$450.00
LIGHTING ASSEMBLIES, TYPE L-R-V-X / U									
MME095M	2022Q1	22430	MERCER	100% STATE	2	\$950	\$1,969		\$1,000
LIGHTING ASSEMBLIES, TYPE L-R-MG / U									
MME096M	2022Q1	22430	MERCER	100% STATE	2	\$1,085	\$1,994		\$750.00
LIGHTING ASSEMBLIES, TYPE L-R-U-W / U									
MME097M	2022Q1	22430	MERCER	100% STATE	2	\$2,000	\$3,078		\$1,850

HISTORICAL BID PRICE LISTING
 BY REGION

REGION: C

PAY ITEM	CALENDAR QUARTER	CONTRACT NUMBER	COUNTY LOCATION	PROJECT DESCRIPTION	BID QUANTITY	AWARD PRICE	SECOND BIDDER	THIRD BIDDER	ESTIMATE
-----	-----	-----	-----	-----	-----	-----	-----	-----	-----
LIGHTING ASSEMBLIES, TYPE	L-R-U-P	/ U							
MME098M	2022Q1	22430	MERCER	100% STATE	2	\$2,000	\$2,355		\$1,500

HISTORICAL BID PRICE LISTING
 BY REGION

REGION: C

PAY ITEM	CALENDAR QUARTER	CONTRACT NUMBER	COUNTY LOCATION	PROJECT DESCRIPTION	BID QUANTITY	AWARD PRICE	SECOND BIDDER	THIRD BIDDER	ESTIMATE
TOWER RELAMPING / U									
MME100M	2022Q1	22430	MERCER	100% STATE	8	\$1,650	\$8,569		\$1,750
TOWER LUMINAIRE INSTALLATION / U									
MME101M	2022Q1	22430	MERCER	100% STATE	8	\$2,245	\$2,239		\$650.00
LIGHTING ASSEMBLIES INSTALLATION / U									
MME102M	2022Q1	22430	MERCER	100% STATE	70	\$500.00	\$610.00		\$375.00
LIGHTING ASSEMBLIES, TYPE L-R-40-Y / U									
MME103M	2022Q1	22430	MERCER	100% STATE	2	\$440	\$1,173		\$600.00
FUSE KITS / U									
MME108M	2022Q1	22430	MERCER	100% STATE	75	\$75.00	\$309.00		\$75.00
FOUNDATION, TYPE PBI / U									
MME122M	2022Q1	22428	MERCER	100% STATE	10	\$250.00	\$300.00		\$500.00
ADA Push Button Installation / U									
MME139M	2022Q1	22430	MERCER	100% STATE	40	\$210.00	\$421.00		\$225.00
RADAR DETECTION SYSTEM, 1 RADAR / U									
MME143M	2021Q4	22403	MERCER	STATE	1	\$19,215	\$10,250	\$11,100	\$15,000
	2022Q1	22404	MIDDLESEX	STATE	1	\$13,755	\$12,500	\$12,000	\$15,000

HISTORICAL BID PRICE LISTING
 BY REGION

REGION: C

PAY ITEM	CALENDAR QUARTER	CONTRACT NUMBER	COUNTY LOCATION	PROJECT DESCRIPTION	BID QUANTITY	AWARD PRICE	SECOND BIDDER	THIRD BIDDER	ESTIMATE

RADAR DETECTION SYSTEM, 2 RADAR / U									
MME144M	2021Q4	22403	MERCER	STATE	4	\$17,850	\$20,350	\$20,300	\$25,000
	2022Q1	22405	MONMOUTH	STATE	11	\$20,475	\$18,600	\$20,100	\$25,000

RADAR DETECTION SYSTEM, 3 RADAR / U									
MME145M	2021Q4	22403	MERCER	STATE	1	\$27,405	\$30,450	\$30,500	\$30,000
	2022Q1	22404	MIDDLESEX	STATE	1	\$30,030	\$34,000	\$25,000	\$30,000
		22405	MONMOUTH	STATE	2	\$30,765	\$28,500	\$28,500	\$30,000

RADAR DETECTION SYSTEM, 4 RADAR / U									
MME146M	2021Q4	22403	MERCER	STATE	1	\$35,700	\$40,500	\$40,400	\$40,000
	2022Q1	22405	MONMOUTH	STATE	2	\$41,055	\$38,000	\$37,500	\$40,000

POLE BRIDGE REPLACEMENT / EACH									
MME149M	2022Q1	22430	MERCER	100% STATE	40	\$3,400	\$1,695		\$2,000

HISTORICAL BID PRICE LISTING
BY REGION

REGION: C

PAY ITEM	CALENDAR QUARTER	CONTRACT NUMBER	COUNTY LOCATION	PROJECT DESCRIPTION	BID QUANTITY	AWARD PRICE	SECOND BIDDER	THIRD BIDDER	ESTIMATE

TRAFFIC CONTROL TRUCK WITH MOUNTED CRASH / DAY									
MMG008M	2021Q4	22403	MERCER	STATE	500	\$1.00	\$1.00	\$1.00	\$200.00
	2022Q1	22404	MIDDLESEX	STATE	500	\$1.00	\$1.00	\$0.02	\$200.00

E-Z PASS / DOLL									
MMG009M	2021Q4	20466	MONMOUTH	NHP-D00S (456)	2,775	\$1.00	\$1.00	\$1.00	\$1.00
		20459	MERCER	NHP-D00S (454)	5,800	\$1.00	\$1.00	\$1.00	\$1.00

TELEPHONE SERVICE / DOLL									
MMG010M	2021Q4	22419	MONMOUTH	N/A	1,000	\$1.00	\$1.00	\$1.00	\$1.00
		22413	HUNTERDON	N/A	1,500	\$1.00	\$1.00	\$1.00	\$1.00
		22416	HUNTERDON	N/A	1,500	\$1.00	\$1.00	\$1.00	\$1.00
		22432	MONMOUTH	100% State	1,500	\$1.00	\$1.00	\$1.00	\$1.00
		22435	HUNTERDON	N/A	1,500	\$1.00	\$1.00	\$1.00	\$1.00

Adjustment Factor - Normal Working Hours / PCT									
MMG011M	2022Q2	22455	MONMOUTH	STATE	2,586,207	\$0.90	\$0.96	\$1.07	\$1.16

FIELD OFFICE EQUIPMENT / DOLL									
MMG018M	2022Q2	22462	MONMOUTH	STATE	500	\$1.00	\$1.00		\$1.00

OVERTIME DIFFERENTIAL (OD) / DOLL									
MMG025M	2021Q4	22419	MONMOUTH	N/A	20,000	\$1.00	\$1.00	\$1.00	\$1.00
		22432	MONMOUTH	100% State	20,000	\$1.00	\$1.00	\$1.00	\$1.00
		22435	HUNTERDON	N/A	100,000	\$1.00	\$1.00	\$1.00	\$1.00
		22416	HUNTERDON	N/A	125,000	\$1.00	\$1.00	\$1.00	\$1.00
		22413	HUNTERDON	N/A	200,000	\$1.00	\$1.00	\$1.00	\$1.00

RIPRAP STONE SLOPE PROTECTION / T									
MMG036M	2021Q4	22403	MERCER	STATE	50	\$10.00	\$10.00	\$92.00	\$55.00

HISTORICAL BID PRICE LISTING
BY REGION

REGION: C

PAY ITEM	CALENDAR QUARTER	CONTRACT NUMBER	COUNTY LOCATION	PROJECT DESCRIPTION	BID QUANTITY	AWARD PRICE	SECOND BIDDER	THIRD BIDDER	ESTIMATE
	2022Q1	22404	MIDDLESEX	STATE	50	\$10.00	\$25.00	\$0.02	\$55.00

WORKER, TYPE "A" / HOUR									
MMG054M	2021Q4	22419	MONMOUTH	N/A	350	\$82.00	\$80.78	\$85.00	\$90.00
		22432	MONMOUTH	100% State	500	\$80.78	\$90.00	\$90.00	\$85.00
		22413	HUNTERDON	N/A	1,000	\$80.00	\$90.00	\$106.00	\$85.00
		22435	HUNTERDON	N/A	1,000	\$40.00	\$88.00		\$90.00
		22416	HUNTERDON	N/A	2,000	\$70.00	\$63.50	\$90.00	\$79.00

SCOOP TUNNEL VISOR / U									
MMG055M	2022Q1	22430	MERCER	100% STATE	100	\$75.00	\$120.00		\$75.00

CRANE / MH									
MMG056M	2022Q1	22430	MERCER	100% STATE	24	\$750	\$1,673		\$450.00

WORKER, TYPE "B" / HOUR									
MMG057M	2021Q4	22419	MONMOUTH	N/A	350	\$130.00	\$130.00	\$100.00	\$150.00
		22432	MONMOUTH	100% State	500	\$165.00	\$165.00	\$200.00	\$100.00
		22413	HUNTERDON	N/A	1,000	\$170.00	\$151.00	\$121.00	\$160.00
		22435	HUNTERDON	N/A	1,000	\$145.00	\$130.00		\$105.00
		22416	HUNTERDON	N/A	2,000	\$160.00	\$189.00	\$200.50	\$162.00

DISPOSAL OF REGULATED MATERIAL HAZARDOUS / DOLL									
MMG064M	2021Q4	22432	MONMOUTH	100% State	15,000	\$1.00	\$1.00	\$1.00	\$1.00
		22416	HUNTERDON	N/A	18,000	\$1.00	\$1.00	\$1.00	\$1.00
		22413	HUNTERDON	N/A	30,000	\$1.00	\$1.00	\$1.00	\$1.00
		22419	MONMOUTH	N/A	50,000	\$1.00	\$1.00	\$1.00	\$1.00
		22435	HUNTERDON	N/A	70,000	\$1.00	\$1.00		\$1.00

TRUCK DRIVER / HOUR									
MMG078M	2021Q4	22419	MONMOUTH	N/A	400	\$112.00	\$135.00	\$145.00	\$145.00

HISTORICAL BID PRICE LISTING
BY REGION

REGION: C

PAY ITEM	CALENDAR QUARTER	CONTRACT NUMBER	COUNTY LOCATION	PROJECT DESCRIPTION	BID QUANTITY	AWARD PRICE	SECOND BIDDER	THIRD BIDDER	ESTIMATE
		22432	MONMOUTH	100% State	700	\$170.00	\$175.00	\$200.00	\$160.00
CONTAINMENT SYSTEM / LS									
MMG082M	2021Q4	20459	MERCER	NHP-D00S (454)	1	\$35,000	\$130,000	\$370,930	\$65,000
		20459	MERCER	NHP-D00S (454)	1	\$25,000	\$130,000	\$321,010	\$105,000
		20459	MERCER	NHP-D00S (454)	1	\$15,500	\$97,000	\$168,000	\$105,000
		20459	MERCER	NHP-D00S (454)	1	\$20,000	\$97,000	\$183,560	\$105,000
		20459	MERCER	NHP-D00S (454)	1	\$20,000	\$97,000	\$219,860	\$105,000
		20459	MERCER	NHP-D00S (454)	1	\$15,000	\$98,000	\$155,030	\$55,000
		20459	MERCER	NHP-D00S (454)	1	\$15,000	\$98,000	\$160,220	\$55,000
		20459	MERCER	NHP-D00S (454)	1	\$35,000	\$130,000	\$322,300	\$185,000
		20459	MERCER	NHP-D00S (454)	1	\$35,000	\$130,000	\$396,860	\$125,000
		20459	MERCER	NHP-D00S (454)	1	\$35,000	\$130,000	\$338,510	\$185,000
		20459	MERCER	NHP-D00S (454)	1	\$25,000	\$98,000	\$247,740	\$185,000

SSPC, BLAST/PRIME / LS									
MMG083M	2021Q4	20459	MERCER	NHP-D00S (454)	1	\$350,000	\$520,000	\$370,930	\$185,000
		20459	MERCER	NHP-D00S (454)	1	\$250,000	\$380,000	\$321,010	\$305,000
		20459	MERCER	NHP-D00S (454)	1	\$155,000	\$128,000	\$168,000	\$405,000
		20459	MERCER	NHP-D00S (454)	1	\$200,000	\$194,000	\$183,560	\$405,000
		20459	MERCER	NHP-D00S (454)	1	\$200,000	\$390,000	\$219,860	\$405,000
		20459	MERCER	NHP-D00S (454)	1	\$150,000	\$193,000	\$155,030	\$155,000
		20459	MERCER	NHP-D00S (454)	1	\$150,000	\$193,000	\$160,220	\$155,000
		20459	MERCER	NHP-D00S (454)	1	\$350,000	\$550,000	\$322,300	\$545,000
		20459	MERCER	NHP-D00S (454)	1	\$350,000	\$555,000	\$396,860	\$365,000
		20459	MERCER	NHP-D00S (454)	1	\$350,000	\$450,000	\$338,510	\$545,000
		20459	MERCER	NHP-D00S (454)	1	\$250,000	\$380,000	\$247,740	\$545,000

SSPC, STRIPE/INTERMEDIATE / LS									
MMG084M	2021Q4	20459	MERCER	NHP-D00S (454)	1	\$175,000	\$220,000	\$158,970	\$125,000
		20459	MERCER	NHP-D00S (454)	1	\$125,000	\$100,000	\$137,570	\$105,000
		20459	MERCER	NHP-D00S (454)	1	\$77,500	\$55,000	\$72,000	\$105,000
		20459	MERCER	NHP-D00S (454)	1	\$100,000	\$80,000	\$78,670	\$105,000
		20459	MERCER	NHP-D00S (454)	1	\$100,000	\$165,000	\$94,230	\$105,000
		20459	MERCER	NHP-D00S (454)	1	\$75,000	\$80,000	\$66,440	\$65,000
		20459	MERCER	NHP-D00S (454)	1	\$75,000	\$80,000	\$68,660	\$65,000

HISTORICAL BID PRICE LISTING
BY REGION

REGION: C

PAY ITEM	CALENDAR QUARTER	CONTRACT NUMBER	COUNTY LOCATION	PROJECT DESCRIPTION	BID QUANTITY	AWARD PRICE	SECOND BIDDER	THIRD BIDDER	ESTIMATE
SSPC, STRIPE/INTERMEDIATE / LS									
MMG084M	(cont)	20459	MERCER	NHP-D00S (454)	1	\$175,000	\$245,000	\$138,130	\$125,000
		20459	MERCER	NHP-D00S (454)	1	\$175,000	\$245,000	\$170,080	\$165,000
		20459	MERCER	NHP-D00S (454)	1	\$175,000	\$190,000	\$145,080	\$125,000
		20459	MERCER	NHP-D00S (454)	1	\$125,000	\$165,000	\$106,180	\$125,000

SSPC, FINISH / LS									
MMG085M	2021Q4	20459	MERCER	NHP-D00S (454)	1	\$126,000	\$25,000	\$105,980	\$50,000
		20459	MERCER	NHP-D00S (454)	1	\$90,000	\$25,000	\$91,720	\$80,000
		20459	MERCER	NHP-D00S (454)	1	\$55,800	\$20,000	\$48,000	\$80,000
		20459	MERCER	NHP-D00S (454)	1	\$72,000	\$20,000	\$52,440	\$80,000
		20459	MERCER	NHP-D00S (454)	1	\$72,000	\$25,000	\$62,820	\$80,000
		20459	MERCER	NHP-D00S (454)	1	\$54,000	\$20,000	\$44,290	\$50,000
		20459	MERCER	NHP-D00S (454)	1	\$54,000	\$20,000	\$45,780	\$50,000
		20459	MERCER	NHP-D00S (454)	1	\$126,000	\$25,000	\$92,090	\$95,000
		20459	MERCER	NHP-D00S (454)	1	\$126,000	\$25,000	\$113,390	\$125,000
		20459	MERCER	NHP-D00S (454)	1	\$126,000	\$25,000	\$96,720	\$95,000
		20459	MERCER	NHP-D00S (454)	1	\$90,000	\$25,000	\$70,780	\$95,000

TESTING, IF AND WHERE DIRECTED / DOLL									
MMG086M	2021Q4	20459	MERCER	NHP-D00S (454)	10,000	\$1.00	\$1.00	\$1.00	\$1.00

CLEARING SITE / LM									
MMG092M	2021Q3	21459	MONMOUTH	N/A	1,210	\$573.36			\$470.00

ADJUSTMENT FACTOR / PCT									
MMG095M	2022Q2	22442	MONMOUTH	N/A	11,000,000	\$0.85	\$0.85	\$0.87	\$1.09

HISTORICAL BID PRICE LISTING
 BY REGION

REGION: C

PAY ITEM -----	CALENDAR QUARTER -----	CONTRACT NUMBER -----	COUNTY LOCATION -----	PROJECT DESCRIPTION -----	BID QUANTITY -----	AWARD PRICE -----	SECOND BIDDER -----	THIRD BIDDER -----	ESTIMATE -----
BOLLARD / U									
MMI003M	2022Q1	22428	MERCER	100% STATE	4	\$250.00	\$350.00		\$800.00

HISTORICAL BID PRICE LISTING
BY REGION

REGION: C

PAY ITEM	CALENDAR QUARTER	CONTRACT NUMBER	COUNTY LOCATION	PROJECT DESCRIPTION	BID QUANTITY	AWARD PRICE	SECOND BIDDER	THIRD BIDDER	ESTIMATE

CONSTRUCTION LAYOUT / DAY									
MMR001M	2021Q4	22403	MERCER	STATE	20	\$1	\$1,500	\$1,000	\$1,650
	2022Q1	22404	MIDDLESEX	STATE	20	\$1.00	\$1.00	\$0.02	\$1,650

EMERGENCY MOBILIZATION / U									
MMR006M	2021Q4	22403	MERCER	STATE	3	\$10,000	\$10,000	\$10,000	\$10,000
	2022Q1	22404	MIDDLESEX	STATE	3	\$10,000	\$10,000	\$10,000	\$10,000
	2022Q2	22462	MONMOUTH	STATE	10	\$1,000	\$1,000		\$1,000

FLASHING ARROW BOARD, 4' X 8' / DAY									
MMR060M	2021Q4	22403	MERCER	STATE	100	\$1.00	\$1.00	\$18.00	\$50.00
	2022Q1	22404	MIDDLESEX	STATE	100	\$1.00	\$1.00	\$0.02	\$50.00

PORTABLE VARIABLE MESSAGE SIGN / DAY									
MMR061M	2021Q4	22403	MERCER	STATE	140	\$1.00	\$1.00	\$20.00	\$100.00
	2022Q1	22404	MIDDLESEX	STATE	140	\$1	\$1	\$1,200	\$100.00

REMOVAL OF LONG LIFE PATTERNED CONTRAST / LF									
MMR065M	2021Q4	21454	MONMOUTH	STBGP-FLEX-D00S (502)	5,000	\$1.00	\$2.00		\$5.00

REMOVAL OF TRAFFIC MARKINGS, LINES / LF									
MMR067M	2021Q4	21454	MONMOUTH	STBGP-FLEX-D00S (502)	251,404	\$0.40	\$0.75		\$0.35

MOBILIZATION OF MILL & HMA PAVING EQUIP. / U									
MMR077M	2021Q4	22403	MERCER	STATE	25	\$15,000	\$15,000	\$15,000	\$15,000

HISTORICAL BID PRICE LISTING
BY REGION

REGION: C

PAY ITEM	CALENDAR QUARTER	CONTRACT NUMBER	COUNTY LOCATION	PROJECT DESCRIPTION	BID QUANTITY	AWARD PRICE	SECOND BIDDER	THIRD BIDDER	ESTIMATE
MOBILIZATION OF MILL & HMA PAVING EQUIP. / U									
MMR077M	2022Q1	22404	MIDDLESEX	STATE	25	\$15,000	\$15,000	\$15,000	\$15,000

CLEARING SITE / LF									
MMR080M	2021Q4	21454	MONMOUTH	STBGP-FLEX-D00S (502)	1,500,000	\$0.05	\$0.25		\$0.10

MOBILE RETROREFLECTOMETER SERVICE / LS									
MMR083M	2021Q4	21454	MONMOUTH	STBGP-FLEX-D00S (502)	1	\$80,000	\$115,000		\$125,000

MICROMILLING / SY									
MMR087M	2021Q4	22403	MERCER	STATE	1,000	\$5.00	\$5.00	\$12.00	\$6.35
	2022Q1	22404	MIDDLESEX	STATE	1,000	\$5.00	\$10.00	\$2.00	\$6.35

CONCRETE WASHOUT SYSTEM / U									
MMR091M	2021Q4	22403	MERCER	STATE	2	\$20,000	\$500	\$1,600	\$500.00
	2022Q1	22404	MIDDLESEX	STATE	2	\$20,000	\$5,000	\$24,911	\$500.00

REGRADE BERM / SY									
MMR096M	2021Q4	22403	MERCER	STATE	1,000	\$4.00	\$6.00	\$4.00	\$3.00
	2022Q1	22404	MIDDLESEX	STATE	213	\$3.00	\$16.00	\$2.00	\$3.00
		22405	MONMOUTH	STATE	1,246	\$3.00	\$6.00	\$14.50	\$3.00

HISTORICAL BID PRICE LISTING
 BY REGION

REGION: C

PAY ITEM -----	CALENDAR CONTRACT QUARTER NUMBER -----	COUNTY LOCATION -----	PROJECT DESCRIPTION -----	BID QUANTITY -----	AWARD PRICE -----	SECOND BIDDER -----	THIRD BIDDER -----	ESTIMATE -----
VOID REDUCING ASPHALT MEMBRANE / LF								
MMR113M	2022Q1 22404	MIDDLESEX	STATE	14,420	\$5.76	\$5.75	\$6.00	\$10.00

HISTORICAL BID PRICE LISTING
 BY REGION

REGION: N

PAY ITEM	CALENDAR QUARTER	CONTRACT NUMBER	COUNTY LOCATION	PROJECT DESCRIPTION	BID QUANTITY	AWARD PRICE	SECOND BIDDER	THIRD BIDDER	ESTIMATE
-----	-----	-----	-----	-----	-----	-----	-----	-----	-----
FORCE ACCOUNT / DOLL									
109006M	2021Q4	22418	MORRIS	N/A	200,000	\$1.00	\$1.00	\$1.00	\$1.00
		22431	BERGEN	100% State	1,000,000	\$1.00	\$1.00	\$1.00	\$1.00
		22434	BERGEN	N/A	2,700,000	\$1.00	\$1.00	\$1.00	\$1.00
		22415	BERGEN	N/A	2,750,000	\$1.00	\$1.00	\$1.00	\$1.00
		22412	UNION	N/A	3,000,000	\$1.00	\$1.00	\$1.00	\$1.00
	2022Q1	22429	MORRIS	100% STATE	50,000	\$1.00	\$1.00		\$1.00
		22427	BERGEN	100% STATE	60,380	\$1.00	\$1.00	\$1.00	\$1.00
		22401	PASSAIC	STATE	100,000	\$1.00	\$1.00	\$1.00	\$1.00
		22402	UNION	STATE	100,000	\$1.00	\$1.00	\$1.00	\$1.00

HISTORICAL BID PRICE LISTING
BY REGION

REGION: N

PAY ITEM	CALENDAR QUARTER	CONTRACT NUMBER	COUNTY LOCATION	PROJECT DESCRIPTION	BID QUANTITY	AWARD PRICE	SECOND BIDDER	THIRD BIDDER	ESTIMATE
PERFORMANCE BOND AND PAYMENT BOND / DOLL									
151006M	2021Q3	21108	MORRIS	NHP-0206 (331)	1	\$14,500			\$25,000
		21129	MORRIS	NHP-0080 (330)	1	\$25,555	\$45,700	\$9,180	\$45,000
		21133	BERGEN	NHP 0208 (301)	1	\$42,241	\$44,674	\$90,000	\$75,000
		21458	MORRIS	N/A	1	\$15,500	\$0	\$24,500	\$20,000
	2021Q4	21135	SUSSEX	NHP-0023 (327)	1	\$25,000	\$59,000	\$46,000	\$55,000
		21137	MORRIS	STBGP-FLEX-0046 (346)	1	\$19,700	\$24,500	\$24,000	\$30,000
		21138	UNION	NHP-0027 (302)	1	\$100,900	\$245,000	\$145,000	\$200,000
		21453	MORRIS	STBGP-FLEX-D00S (501)	1	\$38,000	\$49,761	\$40,000	\$45,000
		22412	UNION	N/A	1	\$0	\$1	\$88,780	\$20,000
		22415	BERGEN	N/A	1	\$1	\$98,000	\$203,000	\$60,000
		22418	MORRIS	N/A	1	\$1	\$28,000	\$0	\$10,000
		22431	BERGEN	100% State	1	\$0	\$1	\$98,000	\$25,000
		22434	BERGEN	N/A	1	\$0	\$1	\$65,550	\$15,000
		20458	MORRIS	NHP-D00S (453)	20,000	\$1.00	\$1.00	\$1.00	\$1.00
	2022Q1	21139	MORRIS	NHP-0015 (310)	1	\$13,692			\$10,000
		21140	MORRIS	100% State	1	\$60,000	\$45,000	\$45,000	\$25,000
		22101	PASSAIC	NHP-0080 (331)	1	\$45,000	\$35,000	\$38,766	\$55,000
		22102	UNION	NHP-0022 (350)	1	\$10,035	\$13,000	\$11,250	\$25,000
		22401	PASSAIC	STATE	1	\$43,360	\$43,567	\$61,000	\$50,400
		22402	UNION	STATE	1	\$36,402	\$38,455	\$43,500	\$65,700
		22424	MORRIS	STATE	1	\$7,736	\$5,000		\$8,000
		22429	MORRIS	100% STATE	1	\$12,000	\$7,000		\$6,000
		22461	HUDSON	N/A	1	\$30,000	\$28,000	\$35,200	\$39,000
		22427	BERGEN	100% STATE	12,000	\$1.00	\$1.00	\$1.00	\$1.00
	2022Q2	22110	BERGEN	NHP-0017 (307)	1	\$26,050	\$27,000	\$75,000	\$45,000
		22115	ESSEX	NHP-0021 (353)	1	\$40,110	\$33,998	\$41,944	\$45,000
		22117	PASSAIC	NHP-0020 (301)	1	\$300,000	\$220,000	\$50,000	\$200,000
		22122	MORRIS	NHP-0015 (311)	1	\$75,000	\$90,000	\$95,000	\$55,000
		22123	BERGEN	STBGP-0208 (302)	1	\$29,000	\$40,000	\$20,000	\$30,000
		22128	ESSEX	NHP-D00S (591)	1	\$11,300	\$34,933		\$25,000
		22129	MORRIS	STBGP-FLEX-0046 (351)	1	\$30,000	\$20,000	\$35,000	\$30,000

HISTORICAL BID PRICE LISTING
BY REGION

REGION: N

PAY ITEM	CALENDAR QUARTER	CONTRACT NUMBER	COUNTY LOCATION	PROJECT DESCRIPTION	BID QUANTITY	AWARD PRICE	SECOND BIDDER	THIRD BIDDER	ESTIMATE
OWNER'S AND CONTRACTOR'S PROTECTIVE LIAB / DOLL									
152004P	2021Q4	21135	SUSSEX	NHP-0023 (327)	1	\$0	\$7,000	\$8,500	\$17,500
		21137	MORRIS	STBGP-FLEX-0046 (346)	1	\$4,000	\$9,400	\$7,000	\$10,000
RAILROAD PROTECTIVE LIABILITY INSURANCE / DOLL									
152012P	2021Q4	21138	UNION	NHP-0027 (302)	1	\$6,036	\$10,000	\$0	\$5,000
		20458	MORRIS	NHP-D00S (453)	25,000	\$1.00	\$1.00	\$1.00	\$1.00
	2022Q1	22401	PASSAIC	STATE	1	\$1,207	\$2,518	\$1,000	\$10,000
		22402	UNION	STATE	1	\$2,518	\$1,210	\$1,500	\$10,000
	2022Q2	22117	PASSAIC	NHP-0020 (301)	1	\$6,000	\$2,000	\$5,000	\$70,000
POLLUTION LIABILITY INSURANCE / DOLL									
152015P	2021Q3	21108	MORRIS	NHP-0206 (331)	1	\$8,800			\$7,000
		21129	MORRIS	NHP-0080 (330)	1	\$7,553	\$7,500	\$2,000	\$750.00
		21133	BERGEN	NHP 0208 (301)	1	\$12,288	\$14,500	\$35,510	\$10,000
		21458	MORRIS	N/A	1	\$11,000	\$0	\$1,000	\$8,000
	2021Q4	21135	SUSSEX	NHP-0023 (327)	1	\$0	\$12,000	\$10,250	\$5,000
		21137	MORRIS	STBGP-FLEX-0046 (346)	1	\$12,000	\$13,000	\$13,000	\$3,300
		21138	UNION	NHP-0027 (302)	1	\$45,000	\$28,000	\$0	\$5,000
		21453	MORRIS	STBGP-FLEX-D00S (501)	1	\$14,000	\$10,000	\$15,000	\$25,000
		22412	UNION	N/A	1	\$0.01	\$1.00	\$1.00	\$7,000
		22415	BERGEN	N/A	1	\$1	\$20,000	\$1	\$12,000
		22418	MORRIS	N/A	1	\$1.00	\$0.01	\$0.01	\$3,500
		22431	BERGEN	100% State	1	\$0.01	\$1.00	\$1.00	\$5,000
		22434	BERGEN	N/A	1	\$0	\$1	\$200,000	\$5,000
		20458	MORRIS	NHP-D00S (453)	10,000	\$1.00	\$1.00	\$1.00	\$1.00
	2022Q1	21139	MORRIS	NHP-0015 (310)	1	\$2,500			\$425.00
		21140	MORRIS	100% State	1	\$15,000	\$12,000	\$10,000	\$6,000
		22101	PASSAIC	NHP-0080 (331)	1	\$14,000	\$10,000	\$14,490	\$10,000
		22102	UNION	NHP-0022 (350)	1	\$6,000	\$3,800	\$7,553	\$7,000
		22401	PASSAIC	STATE	1	\$14,500	\$10,070	\$11,000	\$5,000

HISTORICAL BID PRICE LISTING
BY REGION

REGION: N

PAY ITEM	CALENDAR QUARTER	CONTRACT NUMBER	COUNTY LOCATION	PROJECT DESCRIPTION	BID QUANTITY	AWARD PRICE	SECOND BIDDER	THIRD BIDDER	ESTIMATE
POLLUTION LIABILITY INSURANCE / DOLL									
152015P	(cont)	22402	UNION	STATE	1	\$10,070	\$19,000	\$4,000	\$5,000
		22424	MORRIS	STATE	1	\$1	\$23,000		\$1,000
		22461	HUDSON	N/A	1	\$20,000	\$1,000	\$12,300	\$25,000
	2022Q2	22110	BERGEN	NHP-0017 (307)	1	\$10,000	\$17,500	\$3	\$3,740
		22115	ESSEX	NHP-0021 (353)	1	\$11,500	\$10,000	\$10,070	\$8,000
		22117	PASSAIC	NHP-0020 (301)	1	\$20,000	\$15,000	\$1	\$5,000
		22122	MORRIS	NHP-0015 (311)	1	\$10,000	\$15,000	\$20,000	\$6,500
		22123	BERGEN	STBGP-0208 (302)	1	\$15,000	\$11,000	\$1	\$12,000
		22128	ESSEX	NHP-D00S (591)	1	\$1	\$12,575		\$3,000
		22129	MORRIS	STBGP-FLEX-0046 (351)	1	\$11,000	\$5,000	\$16,794	\$17,000

HISTORICAL BID PRICE LISTING
BY REGION

REGION: N

PAY ITEM	CALENDAR QUARTER	CONTRACT NUMBER	COUNTY LOCATION	PROJECT DESCRIPTION	BID QUANTITY	AWARD PRICE	SECOND BIDDER	THIRD BIDDER	ESTIMATE

PROGRESS SCHEDULE / LS									
153003P	2021Q3	21108	MORRIS	NHP-0206 (331)	1	\$18,000			\$8,000
		21129	MORRIS	NHP-0080 (330)	1	\$4,500	\$7,600	\$6,450	\$10,000
		21133	BERGEN	NHP 0208 (301)	1	\$4,500	\$10,100	\$9,000	\$15,000
	2021Q4	21135	SUSSEX	NHP-0023 (327)	1	\$7,500	\$20,000	\$10,000	\$25,000
		21137	MORRIS	STBGP-FLEX-0046 (346)	1	\$9,000	\$5,000	\$15,000	\$7,000
		21138	UNION	NHP-0027 (302)	1	\$10,945	\$10,000	\$10,000	\$20,000
	2022Q1	21139	MORRIS	NHP-0015 (310)	1	\$30,000			\$6,500
		21140	MORRIS	100% State	1	\$4,000	\$5,000	\$5,000	\$8,000
		22101	PASSAIC	NHP-0080 (331)	1	\$5,000	\$5,000	\$5,000	\$25,000
		22102	UNION	NHP-0022 (350)	1	\$8,050	\$1,350	\$1,500	\$8,000
		22461	HUDSON	N/A	1	\$10,000	\$20,000	\$10,000	\$85,000
	2022Q2	22110	BERGEN	NHP-0017 (307)	1	\$11,030	\$3,000	\$10,500	\$8,000
		22115	ESSEX	NHP-0021 (353)	1	\$13,805	\$1,400	\$5,500	\$10,000
		22117	PASSAIC	NHP-0020 (301)	1	\$25,000	\$17,500	\$50,000	\$60,000
		22122	MORRIS	NHP-0015 (311)	1	\$6,000	\$10,000	\$60,000	\$25,000
		22123	BERGEN	STBGP-0208 (302)	1	\$15,000	\$3,000	\$6,500	\$15,000
		22128	ESSEX	NHP-D00S (591)	1	\$2,500	\$9,850		\$8,000
22129	MORRIS	STBGP-FLEX-0046 (351)	1	\$3,500	\$5,000	\$5,000	\$15,000		

PROGRESS SCHEDULE UPDATE / U

153005M	2021Q3	21108	MORRIS	NHP-0206 (331)	4	\$5,000			\$498.00
		21129	MORRIS	NHP-0080 (330)	6	\$500.00	\$710.00	\$600.00	\$1,200
		21133	BERGEN	NHP 0208 (301)	11	\$550	\$720	\$1,000	\$725.00
	2021Q4	21137	MORRIS	STBGP-FLEX-0046 (346)	4	\$750.00	\$700.00	\$500.00	\$420.00
		21135	SUSSEX	NHP-0023 (327)	15	\$1,100	\$500	\$700	\$1,000
		21138	UNION	NHP-0027 (302)	21	\$660	\$1,000	\$1,500	\$500.00
	2022Q1	22102	UNION	NHP-0022 (350)	5	\$755.00	\$400.00	\$100.00	\$475.00
		21139	MORRIS	NHP-0015 (310)	6	\$8,000			\$740.00
		22101	PASSAIC	NHP-0080 (331)	8	\$1,000	\$100	\$500	\$500.00
		21140	MORRIS	100% State	15	\$500	\$1,090	\$100	\$500.00
2022Q2	22128	ESSEX	NHP-D00S (591)	4	\$100	\$1,975		\$500.00	

HISTORICAL BID PRICE LISTING
BY REGION

REGION: N

PAY ITEM	CALENDAR QUARTER	CONTRACT NUMBER	COUNTY LOCATION	PROJECT DESCRIPTION	BID QUANTITY	AWARD PRICE	SECOND BIDDER	THIRD BIDDER	ESTIMATE

PROGRESS SCHEDULE UPDATE / U									
153005M	(cont)	22110	BERGEN	NHP-0017 (307)	7	\$800.00	\$500.00	\$750.00	\$700.00
		22115	ESSEX	NHP-0021 (353)	8	\$810.00	\$300.00	\$500.00	\$490.00
		22123	BERGEN	STBGP-0208 (302)	18	\$1.00	\$500.00	\$50.00	\$250.00
		22117	PASSAIC	NHP-0020 (301)	19	\$1,000	\$800	\$800	\$480.00
		22122	MORRIS	NHP-0015 (311)	23	\$100.00	\$200.00	\$500.00	\$550.00
		22129	MORRIS	STBGP-FLEX-0046 (351)	25	\$500.00	\$0.01	\$640.00	\$500.00

BAR CHART PROGRESS SCHEDULE AND UPDATES / LS

153009P	2022Q1	22401	PASSAIC	STATE	1	\$3,350	\$1,500	\$15,380	\$5,000
		22402	UNION	STATE	1	\$2,500	\$4,120	\$1,500	\$5,000

TRAINEES / HOUR

153011M	2021Q3	21129	MORRIS	NHP-0080 (330)	300	\$1.00	\$1.00	\$1.00	\$1.00
		21108	MORRIS	NHP-0206 (331)	740	\$110.00			\$1.00
		21133	BERGEN	NHP 0208 (301)	750	\$1.00	\$5.00	\$25.00	\$1.00
	2021Q4	21453	MORRIS	STBGP-FLEX-D00S (501)	750	\$0.80	\$0.80	\$0.80	\$0.80
		20458	MORRIS	NHP-D00S (453)	1,000	\$1.00	\$1.00	\$1.00	\$1.00
		21135	SUSSEX	NHP-0023 (327)	1,050	\$10.00	\$0.01	\$0.01	\$1.00
		21137	MORRIS	STBGP-FLEX-0046 (346)	1,210	\$6.25	\$0.01	\$1.00	\$1.00
		21138	UNION	NHP-0027 (302)	10,240	\$3.00	\$0.01	\$10.00	\$1.00
	2022Q1	21139	MORRIS	NHP-0015 (310)	740	\$126.00			\$1.00
		22101	PASSAIC	NHP-0080 (331)	1,640	\$20.00	\$0.01	\$0.01	\$1.00
	2022Q2	22129	MORRIS	STBGP-FLEX-0046 (351)	300	\$0.01	\$0.01	\$1.09	\$1.00
		22123	BERGEN	STBGP-0208 (302)	920	\$0.01	\$0.01	\$1.00	\$1.00
		22110	BERGEN	NHP-0017 (307)	1,490	\$1.00	\$1.00	\$0.01	\$1.00
		22122	MORRIS	NHP-0015 (311)	1,970	\$1.00	\$1.00	\$0.01	\$1.00
		22117	PASSAIC	NHP-0020 (301)	9,860	\$1.00	\$0.01	\$25.00	\$1.00

HISTORICAL BID PRICE LISTING
BY REGION

REGION: N

PAY ITEM	CALENDAR QUARTER	CONTRACT NUMBER	COUNTY LOCATION	PROJECT DESCRIPTION	BID QUANTITY	AWARD PRICE	SECOND BIDDER	THIRD BIDDER	ESTIMATE
MOBILIZATION / LS									
154003P	2021Q3	21108	MORRIS	NHP-0206 (331)	1	\$141,293			\$262,500
		21129	MORRIS	NHP-0080 (330)	1	\$560,000	\$777,500	\$538,685	\$597,700
		21133	BERGEN	NHP 0208 (301)	1	\$597,382	\$234,490	\$1,234,000	\$1,000,000
	2021Q4	20458	MORRIS	NHP-D00S (453)	1	\$170,000	\$300,000	\$100,000	\$410,000
		21135	SUSSEX	NHP-0023 (327)	1	\$1,513,738	\$1,000,000	\$1,000,000	\$865,500
		21137	MORRIS	STBGP-FLEX-0046 (346)	1	\$190,080	\$520,000	\$350,000	\$180,000
		21138	UNION	NHP-0027 (302)	1	\$2,361,315	\$2,800,000	\$6,294,758	\$2,965,000
	2022Q1	21139	MORRIS	NHP-0015 (310)	1	\$225,730			\$211,180
		21140	MORRIS	100% State	1	\$385,000	\$780,000	\$838,300	\$860,133
		22101	PASSAIC	NHP-0080 (331)	1	\$500,000	\$670,000	\$670,000	\$615,644
		22102	UNION	NHP-0022 (350)	1	\$197,165	\$208,000	\$250,000	\$250,000
		22401	PASSAIC	STATE	1	\$895,265	\$602,000	\$1,260,000	\$498,066
		22402	UNION	STATE	1	\$690,000	\$1,190,695	\$850,000	\$352,214
		22427	BERGEN	100% STATE	1	\$46,000	\$75,000	\$121,808	\$30,000
		22429	MORRIS	100% STATE	1	\$3,500	\$90,000		\$25,000
		22461	HUDSON	N/A	1	\$660,000	\$625,000	\$680,000	\$320,453
	2022Q2	22110	BERGEN	NHP-0017 (307)	1	\$271,400	\$310,000	\$650,000	\$700,000
		22115	ESSEX	NHP-0021 (353)	1	\$1,023,470	\$1,216,065	\$945,000	\$899,000
		22117	PASSAIC	NHP-0020 (301)	1	\$4,800,000	\$4,850,000	\$5,771,574	\$4,700,000
		22122	MORRIS	NHP-0015 (311)	1	\$1,150,000	\$1,319,300	\$1,325,000	\$840,000
		22123	BERGEN	STBGP-0208 (302)	1	\$425,000	\$285,000	\$485,000	\$420,000
		22128	ESSEX	NHP-D00S (591)	1	\$645,278	\$448,647		\$250,000
		22129	MORRIS	STBGP-FLEX-0046 (351)	1	\$290,000	\$330,000	\$2,068,000	\$331,000

HISTORICAL BID PRICE LISTING
BY REGION

REGION: N

PAY ITEM	CALENDAR QUARTER	CONTRACT NUMBER	COUNTY LOCATION	PROJECT DESCRIPTION	BID QUANTITY	AWARD PRICE	SECOND BIDDER	THIRD BIDDER	ESTIMATE

FIELD OFFICE TYPE B SET UP / U									
155006M	2021Q4	21453	MORRIS	STBGP-FLEX-D00S (501)	1	\$15,000	\$25,000	\$30,000	\$20,000
	2022Q1	22401	PASSAIC	STATE	1	\$45,160	\$25,000	\$40,000	\$20,000
		22402	UNION	STATE	1	\$25,000	\$47,800	\$22,000	\$20,000

FIELD OFFICE TYPE D SET UP / U									
155012M	2021Q3	21108	MORRIS	NHP-0206 (331)	1	\$42,000			\$35,000
	2021Q4	21135	SUSSEX	NHP-0023 (327)	1	\$35,000	\$65,000	\$40,000	\$40,000
		21137	MORRIS	STBGP-FLEX-0046 (346)	1	\$27,500	\$35,000	\$65,000	\$20,000
		21138	UNION	NHP-0027 (302)	1	\$60,500	\$35,000	\$35,000	\$30,000
	2022Q1	22102	UNION	NHP-0022 (350)	1	\$14,000	\$15,000	\$45,000	\$35,000
	2022Q2	22129	MORRIS	STBGP-FLEX-0046 (351)	1	\$30,000	\$35,000	\$39,377	\$40,000

FIELD OFFICE TYPE E SET UP / U									
155015M	2021Q3	21129	MORRIS	NHP-0080 (330)	1	\$35,000	\$39,000	\$30,000	\$50,000
		21133	BERGEN	NHP 0208 (301)	1	\$30,000	\$47,340	\$35,000	\$42,000
	2021Q4	20458	MORRIS	NHP-D00S (453)	1	\$30,000	\$25,000	\$30,000	\$50,000
	2022Q1	21139	MORRIS	NHP-0015 (310)	1	\$45,000			\$42,000
		21140	MORRIS	100% State	1	\$30,000	\$17,500	\$18,500	\$28,300
		22101	PASSAIC	NHP-0080 (331)	1	\$80,000	\$50,000	\$50,000	\$40,000
	2022Q2	22110	BERGEN	NHP-0017 (307)	1	\$44,760	\$28,000	\$21,500	\$44,300
		22115	ESSEX	NHP-0021 (353)	1	\$26,500	\$25,000	\$35,000	\$75,000
		22122	MORRIS	NHP-0015 (311)	1	\$75,000	\$25,000	\$185,000	\$45,000
		22123	BERGEN	STBGP-0208 (302)	1	\$120,000	\$30,000	\$75,000	\$40,000
		22128	ESSEX	NHP-D00S (591)	1	\$30,000	\$22,000		\$30,000

FIELD OFFICE TYPE F SET UP / U									
155018M	2022Q2	22117	PASSAIC	NHP-0020 (301)	1	\$130,000	\$50,000	\$131,000	\$64,000

HISTORICAL BID PRICE LISTING
BY REGION

REGION: N

PAY ITEM	CALENDAR QUARTER	CONTRACT NUMBER	COUNTY LOCATION	PROJECT DESCRIPTION	BID QUANTITY	AWARD PRICE	SECOND BIDDER	THIRD BIDDER	ESTIMATE

FIELD OFFICE TYPE B MAINTENANCE / MO									
155024M	2021Q4	21453	MORRIS	STBGP-FLEX-D00S (501)	12	\$1,500	\$3,000	\$5,000	\$3,000
	2022Q1	22401	PASSAIC	STATE	12	\$5,460	\$4,500	\$3,200	\$2,500
		22402	UNION	STATE	12	\$4,000	\$5,510	\$4,400	\$2,500

FIELD OFFICE TYPE D MAINTENANCE / MO									
155030M	2021Q3	21108	MORRIS	NHP-0206 (331)	8	\$6,200			\$4,000
	2021Q4	21137	MORRIS	STBGP-FLEX-0046 (346)	10	\$2,750	\$3,500	\$4,000	\$2,500
		21135	SUSSEX	NHP-0023 (327)	21	\$3,500	\$3,500	\$3,500	\$3,000
		21138	UNION	NHP-0027 (302)	45	\$5,445	\$3,500	\$3,500	\$4,000
	2022Q1	22102	UNION	NHP-0022 (350)	9	\$2,600	\$4,250	\$5,000	\$4,500
	2022Q2	22129	MORRIS	STBGP-FLEX-0046 (351)	28	\$3,500	\$3,000	\$5,542	\$3,000

FIELD OFFICE TYPE E MAINTENANCE / MO									
155033M	2021Q3	21129	MORRIS	NHP-0080 (330)	16	\$3,500	\$5,570	\$3,000	\$3,560
		21133	BERGEN	NHP 0208 (301)	25	\$4,500	\$5,695	\$3,000	\$3,325
	2021Q4	20458	MORRIS	NHP-D00S (453)	15	\$3,000	\$2,000	\$3,000	\$4,000
	2022Q1	21139	MORRIS	NHP-0015 (310)	12	\$6,500			\$4,000
		22101	PASSAIC	NHP-0080 (331)	20	\$400	\$3,500	\$4,000	\$2,300
		21140	MORRIS	100% State	30	\$3,500	\$1,650	\$1,500	\$3,840
	2022Q2	22128	ESSEX	NHP-D00S (591)	12	\$3,500	\$8,200		\$3,500
		22110	BERGEN	NHP-0017 (307)	13	\$5,630	\$4,000	\$6,000	\$4,500
		22115	ESSEX	NHP-0021 (353)	19	\$5,000	\$4,425	\$4,000	\$5,000
		22123	BERGEN	STBGP-0208 (302)	40	\$1,000	\$3,500	\$2,000	\$4,000
		22122	MORRIS	NHP-0015 (311)	47	\$4,000	\$2,500	\$500	\$3,500

FIELD OFFICE TYPE F MAINTENANCE / MO									
155036M	2022Q2	22117	PASSAIC	NHP-0020 (301)	42	\$4,000	\$5,200	\$5,000	\$4,900

HISTORICAL BID PRICE LISTING
 BY REGION

REGION: N

PAY ITEM	CALENDAR QUARTER	CONTRACT NUMBER	COUNTY LOCATION	PROJECT DESCRIPTION	BID QUANTITY	AWARD PRICE	SECOND BIDDER	THIRD BIDDER	ESTIMATE

MATERIALS FIELD LABORATORY SET-UP / U									
156003M	2022Q2	22117	PASSAIC	NHP-0020 (301)	1	\$40,000	\$25,000	\$50,000	\$1,450
		22122	MORRIS	NHP-0015 (311)	1	\$10,000	\$35,000	\$2,500	\$10,000

MATERIALS FIELD LABORATORY MAINTENANCE / MO									
156006M	2022Q2	22117	PASSAIC	NHP-0020 (301)	39	\$2,500	\$3,250	\$3,000	\$1,025
		22122	MORRIS	NHP-0015 (311)	47	\$100	\$3,500	\$50	\$1,500

NUCLEAR DENSITY GAUGE / U									
156015M	2022Q2	22117	PASSAIC	NHP-0020 (301)	1	\$5,000	\$19,000	\$20,000	\$2,840
		22122	MORRIS	NHP-0015 (311)	1	\$10,000	\$25,000	\$8,800	\$5,000

CONCRETE COMPRESSION TESTING EQUIPMENT / U									
156021M	2022Q2	22117	PASSAIC	NHP-0020 (301)	1	\$5,000	\$10,000	\$20,000	\$2,300
		22122	MORRIS	NHP-0015 (311)	1	\$8,000	\$12,000	\$5,000	\$3,500

HISTORICAL BID PRICE LISTING
BY REGION

REGION: N

PAY ITEM	CALENDAR QUARTER	CONTRACT NUMBER	COUNTY LOCATION	PROJECT DESCRIPTION	BID QUANTITY	AWARD PRICE	SECOND BIDDER	THIRD BIDDER	ESTIMATE

CONSTRUCTION LAYOUT / DOLL									
157004M	2021Q3	21108	MORRIS	NHP-0206 (331)	1	\$21,000			\$70,000
		21129	MORRIS	NHP-0080 (330)	1	\$15,000	\$5,000	\$10,000	\$110,000
		21133	BERGEN	NHP 0208 (301)	1	\$17,750	\$10,000	\$55,000	\$175,000
	2021Q4	21135	SUSSEX	NHP-0023 (327)	1	\$85,000	\$300,000	\$125,000	\$175,000
		21137	MORRIS	STBGP-FLEX-0046 (346)	1	\$25,000	\$50,000	\$130,000	\$60,000
		21138	UNION	NHP-0027 (302)	1	\$15,000	\$15,000	\$175,000	\$600,000
	2022Q1	21139	MORRIS	NHP-0015 (310)	1	\$32,000			\$50,000
		21140	MORRIS	100% State	1	\$65,000	\$21,000	\$80,000	\$40,000
		22101	PASSAIC	NHP-0080 (331)	1	\$15,000	\$104,431	\$75,000	\$185,000
		22102	UNION	NHP-0022 (350)	1	\$3,000	\$2,500	\$10,000	\$70,000
		22401	PASSAIC	STATE	1	\$5,000	\$25,000	\$10,000	\$25,000
		22402	UNION	STATE	1	\$15,000	\$5,000	\$16,500	\$25,000
		22427	BERGEN	100% STATE	1	\$1.00	\$1.00	\$0.01	\$250.00
	2022Q2	22110	BERGEN	NHP-0017 (307)	1	\$5,000	\$10,000	\$16,500	\$110,000
		22115	ESSEX	NHP-0021 (353)	1	\$10,000	\$12,913	\$15,500	\$110,000
		22117	PASSAIC	NHP-0020 (301)	1	\$800,000	\$600,000	\$1,400,000	\$600,000
		22122	MORRIS	NHP-0015 (311)	1	\$475,594	\$120,000	\$65,000	\$185,000
		22123	BERGEN	STBGP-0208 (302)	1	\$80,000	\$30,000	\$100,000	\$85,000
		22128	ESSEX	NHP-D00S (591)	1	\$50,000	\$66,500		\$70,000
		22129	MORRIS	STBGP-FLEX-0046 (351)	1	\$25,000	\$60,000	\$56,500	\$85,000

MONUMENT / U									
157006M	2021Q4	21138	UNION	NHP-0027 (302)	1	\$5,000	\$520	\$1,500	\$1,500
	2022Q2	22122	MORRIS	NHP-0015 (311)	6	\$900	\$500	\$1,500	\$850.00
		22117	PASSAIC	NHP-0020 (301)	13	\$1,000	\$650	\$600	\$855.00

MONUMENT BOX / U									
157009M	2021Q4	21138	UNION	NHP-0027 (302)	3	\$700	\$1,250	\$700	\$750.00

HISTORICAL BID PRICE LISTING
BY REGION

REGION: N

PAY ITEM	CALENDAR QUARTER	CONTRACT NUMBER	COUNTY LOCATION	PROJECT DESCRIPTION	BID QUANTITY	AWARD PRICE	SECOND BIDDER	THIRD BIDDER	ESTIMATE
CAUTION FENCE / LF									
158003M	2021Q4	21138	UNION	NHP-0027 (302)	374	\$5.50	\$8.00	\$8.00	\$5.00
	2022Q2	22122	MORRIS	NHP-0015 (311)	349	\$5.00	\$4.00	\$20.00	\$7.00
		22117	PASSAIC	NHP-0020 (301)	1,254	\$5.00	\$7.00	\$10.00	\$5.00

SILT FENCE / LF									
158006M	2022Q1	22401	PASSAIC	STATE	500	\$0.01	\$0.01	\$2.00	\$1.00
		22402	UNION	STATE	500	\$0.01	\$0.01	\$1.00	\$1.00
		22101	PASSAIC	NHP-0080 (331)	1,442	\$10.00	\$5.00	\$7.00	\$6.00
		22102	UNION	NHP-0022 (350)	4,000	\$0.10	\$0.01	\$1.00	\$4.00

HEAVY DUTY SILT FENCE, ORANGE / LF									
158009M	2021Q3	21129	MORRIS	NHP-0080 (330)	200	\$1.00	\$5.00	\$16.00	\$5.00
	2021Q4	21137	MORRIS	STBGP-FLEX-0046 (346)	60	\$20.00	\$0.01	\$50.00	\$8.00
		21138	UNION	NHP-0027 (302)	185	\$6.35	\$10.00	\$10.00	\$10.00
		21135	SUSSEX	NHP-0023 (327)	16,145	\$6.50	\$7.00	\$6.00	\$6.00
	2022Q2	22129	MORRIS	STBGP-FLEX-0046 (351)	143	\$7.00	\$8.00	\$7.52	\$7.00
		22123	BERGEN	STBGP-0208 (302)	2,260	\$7.00	\$6.50	\$10.00	\$8.00
		22122	MORRIS	NHP-0015 (311)	2,679	\$10.00	\$9.00	\$12.00	\$7.00
		22117	PASSAIC	NHP-0020 (301)	17,777	\$7.00	\$6.80	\$6.00	\$4.00

HEAVY DUTY SILT FENCE, BLACK / LF									
158012M	2022Q1	21140	MORRIS	100% State	536	\$8.00	\$10.00	\$8.00	\$6.00
	2022Q2	22129	MORRIS	STBGP-FLEX-0046 (351)	1,151	\$7.00	\$8.00	\$6.54	\$9.00
		22123	BERGEN	STBGP-0208 (302)	2,847	\$7.00	\$6.50	\$10.00	\$8.00
		22128	ESSEX	NHP-D00S (591)	5,413	\$10.00	\$16.50		\$8.00

HAYBALE / U									
158015M	2021Q4	21135	SUSSEX	NHP-0023 (327)	25	\$0.01	\$50.00	\$40.00	\$20.00

HISTORICAL BID PRICE LISTING
BY REGION

REGION: N

PAY ITEM	CALENDAR QUARTER	CONTRACT NUMBER	COUNTY LOCATION	PROJECT DESCRIPTION	BID QUANTITY	AWARD PRICE	SECOND BIDDER	THIRD BIDDER	ESTIMATE

HAYBALE / U									
158015M	2022Q2	22129	MORRIS	STBGP-FLEX-0046 (351)	25	\$40.00	\$50.00	\$108.93	\$20.00
		22117	PASSAIC	NHP-0020 (301)	58	\$40.00	\$45.00	\$60.00	\$26.00
		22122	MORRIS	NHP-0015 (311)	500	\$10.00	\$1.00	\$10.00	\$25.00

HAYBALE CHECK DAM WITH TEMPORARY STONE O / LF									
158018M	2021Q4	21135	SUSSEX	NHP-0023 (327)	210	\$25.00	\$40.00	\$21.00	\$25.00

INLET FILTER TYPE 1 / SF									
158027M	2021Q4	21138	UNION	NHP-0027 (302)	594	\$10.00	\$31.00	\$10.00	\$25.00
	2022Q2	22110	BERGEN	NHP-0017 (307)	3,150	\$0.25	\$24.00	\$2.00	\$30.00

INLET FILTER TYPE 2, 2' X 4' / U									
158030M	2021Q3	21129	MORRIS	NHP-0080 (330)	29	\$125.00	\$15.00	\$175.00	\$150.00
		21133	BERGEN	NHP 0208 (301)	625	\$10.00	\$15.00	\$189.00	\$40.00
	2021Q4	21137	MORRIS	STBGP-FLEX-0046 (346)	32	\$165.00	\$125.00	\$200.00	\$120.00
		21135	SUSSEX	NHP-0023 (327)	43	\$100.00	\$95.00	\$175.00	\$100.00
		21138	UNION	NHP-0027 (302)	363	\$15.00	\$140.00	\$200.00	\$55.00
	2022Q1	22102	UNION	NHP-0022 (350)	81	\$10.00	\$55.00	\$250.00	\$80.00
		21139	MORRIS	NHP-0015 (310)	112	\$360.00			\$100.00
		22401	PASSAIC	STATE	226	\$5.00	\$1.00	\$50.00	\$40.00
		22402	UNION	STATE	350	\$1.00	\$2.00	\$0.01	\$40.00
	2022Q2	22115	ESSEX	NHP-0021 (353)	8	\$160.00	\$150.00	\$225.00	\$110.00
		22122	MORRIS	NHP-0015 (311)	13	\$150.00	\$200.00	\$75.00	\$125.00
		22129	MORRIS	STBGP-FLEX-0046 (351)	15	\$110.00	\$150.00	\$166.18	\$140.00
		22128	ESSEX	NHP-D00S (591)	55	\$75.00	\$275.00		\$110.00
		22117	PASSAIC	NHP-0020 (301)	258	\$100.00	\$175.00	\$100.00	\$50.00

INLET FILTER TYPE 2, 4' X 4' / U									
158033M	2021Q3	21129	MORRIS	NHP-0080 (330)	2	\$150.00	\$20.00	\$185.00	\$200.00

HISTORICAL BID PRICE LISTING
BY REGION

REGION: N

PAY ITEM	CALENDAR QUARTER	CONTRACT NUMBER	COUNTY LOCATION	PROJECT DESCRIPTION	BID QUANTITY	AWARD PRICE	SECOND BIDDER	THIRD BIDDER	ESTIMATE

INLET FILTER TYPE 2, 4' X 4' / U									
158033M	2021Q4	21137	MORRIS	STBGP-FLEX-0046 (346)	3	\$200.00	\$175.00	\$400.00	\$150.00
		21135	SUSSEX	NHP-0023 (327)	10	\$150.00	\$190.00	\$240.00	\$125.00
	2022Q1	22101	PASSAIC	NHP-0080 (331)	4	\$30.00	\$150.00	\$300.00	\$220.00
		21139	MORRIS	NHP-0015 (310)	5	\$378.00			\$160.00
		21140	MORRIS	100% State	6	\$100.00	\$115.00	\$100.00	\$125.00
		22401	PASSAIC	STATE	10	\$10.00	\$1.00	\$60.00	\$60.00
		22402	UNION	STATE	100	\$1.00	\$4.00	\$0.01	\$60.00
	2022Q2	22129	MORRIS	STBGP-FLEX-0046 (351)	3	\$150.00	\$150.00	\$196.01	\$200.00
		22122	MORRIS	NHP-0015 (311)	12	\$200.00	\$250.00	\$80.00	\$130.00
		22128	ESSEX	NHP-D00S (591)	14	\$225.00	\$590.00		\$100.00
		22123	BERGEN	STBGP-0208 (302)	20	\$100.00	\$100.00	\$300.00	\$150.00
		22117	PASSAIC	NHP-0020 (301)	23	\$200.00	\$275.00	\$200.00	\$100.00

FLOATING TURBIDITY BARRIER, TYPE 1 / LF									
158042M	2021Q4	21135	SUSSEX	NHP-0023 (327)	142	\$0.01	\$35.00	\$75.00	\$40.00

FLOATING TURBIDITY BARRIER, TYPE 3 / LF									
158048M	2022Q2	22122	MORRIS	NHP-0015 (311)	434	\$35.00	\$20.00	\$60.00	\$60.00

DEWATERING BASIN / U									
158051M	2021Q4	21135	SUSSEX	NHP-0023 (327)	2	\$0.01	\$1.00	\$500.00	\$1,000

STREAM DIVERSION SYSTEM / LS									
158052P	2022Q2	22123	BERGEN	STBGP-0208 (302)	1	\$70,000	\$80,000	\$125,000	\$125,000

SEDIMENT CONTROL BAG / SF									
158054M	2022Q2	22117	PASSAIC	NHP-0020 (301)	400	\$0.01	\$29.00	\$5.00	\$8.00

HISTORICAL BID PRICE LISTING
BY REGION

REGION: N

PAY ITEM	CALENDAR QUARTER	CONTRACT NUMBER	COUNTY LOCATION	PROJECT DESCRIPTION	BID QUANTITY	AWARD PRICE	SECOND BIDDER	THIRD BIDDER	ESTIMATE

SEDIMENT CONTROL BAG / SF									
158054M	(cont)	22129	MORRIS	STBGP-FLEX-0046 (351)	750	\$3.00	\$0.01	\$1.21	\$5.00
		22122	MORRIS	NHP-0015 (311)	1,000	\$10.00	\$4.00	\$1.00	\$1.00

SEDIMENT CONTROL TANK / U									
158057M	2022Q2	22122	MORRIS	NHP-0015 (311)	2	\$5,000	\$10,000	\$2,500	\$6,000

COMPOST FILTER SOCK, ___ DIAMETER / LF									
158058M	2021Q4	21137	MORRIS	STBGP-FLEX-0046 (346)	1,860	\$6.50	\$10.00	\$0.01	\$6.00

CONSTRUCTION DRIVEWAY / T									
158060M	2021Q4	21135	SUSSEX	NHP-0023 (327)	340	\$0.01	\$0.01	\$26.00	\$45.00
		21138	UNION	NHP-0027 (302)	500	\$1.00	\$0.01	\$0.01	\$35.00
	2022Q2	22129	MORRIS	STBGP-FLEX-0046 (351)	94	\$70.00	\$60.00	\$82.22	\$60.00
		22117	PASSAIC	NHP-0020 (301)	300	\$0.01	\$50.00	\$65.00	\$60.00
		22122	MORRIS	NHP-0015 (311)	500	\$50.00	\$30.00	\$50.00	\$50.00

CONCRETE WASHOUT SYSTEM / LS									
158063P	2021Q3	21108	MORRIS	NHP-0206 (331)	1	\$1.00			\$5,000
		21133	BERGEN	NHP 0208 (301)	1	\$1,500	\$500	\$200	\$5,000
	2021Q4	21135	SUSSEX	NHP-0023 (327)	1	\$2,500	\$10,000	\$5,000	\$600.00
		21137	MORRIS	STBGP-FLEX-0046 (346)	1	\$6,000	\$5,000	\$10,000	\$3,500
		21138	UNION	NHP-0027 (302)	1	\$9,000	\$30,000	\$5,000	\$10,000
	2022Q1	21140	MORRIS	100% State	1	\$2,500	\$10,000	\$6,000	\$5,000
		22101	PASSAIC	NHP-0080 (331)	1	\$5,000	\$2,000	\$2,500	\$8,000
		22102	UNION	NHP-0022 (350)	1	\$1,200	\$550	\$2,500	\$5,000
		22401	PASSAIC	STATE	1	\$1,500	\$2,500	\$2,500	\$5,000
		22402	UNION	STATE	1	\$10,000	\$2,000	\$5,000	\$5,000

HISTORICAL BID PRICE LISTING
BY REGION

REGION: N

PAY ITEM	CALENDAR QUARTER	CONTRACT NUMBER	COUNTY LOCATION	PROJECT DESCRIPTION	BID QUANTITY	AWARD PRICE	SECOND BIDDER	THIRD BIDDER	ESTIMATE
CONCRETE WASHOUT SYSTEM / LS									
158063P	2022Q2	22110	BERGEN	NHP-0017 (307)	1	\$1,200	\$8,000	\$1,100	\$8,800
		22115	ESSEX	NHP-0021 (353)	1	\$1,400	\$1,539	\$3,500	\$6,000
		22117	PASSAIC	NHP-0020 (301)	1	\$20,000	\$32,000	\$6,000	\$17,500
		22122	MORRIS	NHP-0015 (311)	1	\$15,000	\$10,000	\$2,500	\$7,500
		22123	BERGEN	STBGP-0208 (302)	1	\$5,000	\$5,000	\$2,500	\$6,500
		22128	ESSEX	NHP-D00S (591)	1	\$2,000	\$7,500		\$7,500
		22129	MORRIS	STBGP-FLEX-0046 (351)	1	\$5,000	\$25,000	\$11,307	\$7,500

OIL ONLY EMERGENCY SPILL KIT, TYPE 1 / U									
158072M	2021Q3	21108	MORRIS	NHP-0206 (331)	2	\$1,000			\$438.00
		21133	BERGEN	NHP 0208 (301)	2	\$500.00	\$150.00	\$450.00	\$550.00
	2021Q4	21137	MORRIS	STBGP-FLEX-0046 (346)	2	\$625	\$0	\$2,000	\$1,000
		21138	UNION	NHP-0027 (302)	2	\$165.00	\$0.01	\$0.01	\$750.00
		21135	SUSSEX	NHP-0023 (327)	4	\$0	\$2,000	\$750	\$500.00
	2022Q1	21139	MORRIS	NHP-0015 (310)	2	\$1,500			\$700.00
		21140	MORRIS	100% State	2	\$1,200	\$250	\$500	\$800.00
		22101	PASSAIC	NHP-0080 (331)	2	\$100	\$750	\$1,200	\$1,000
		22102	UNION	NHP-0022 (350)	2	\$150	\$1,000	\$500	\$460.00
		22401	PASSAIC	STATE	2	\$150.00	\$500.00	\$850.00	\$1,000
		22401	PASSAIC	STATE	2	\$100.00	\$1.00	\$1.00	\$1,500
		22402	UNION	STATE	2	\$500	\$150	\$1,000	\$1,500
		22402	UNION	STATE	2	\$1.00	\$50.00	\$1.00	\$1,500
	2022Q2	22123	BERGEN	STBGP-0208 (302)	1	\$2,000	\$0	\$1	\$800.00
		22110	BERGEN	NHP-0017 (307)	2	\$150	\$1,300	\$1,100	\$1,100
		22115	ESSEX	NHP-0021 (353)	2	\$150	\$1,200	\$500	\$500.00
		22117	PASSAIC	NHP-0020 (301)	2	\$2,000	\$1,200	\$1,000	\$455.00
		22122	MORRIS	NHP-0015 (311)	2	\$1,000	\$1,000	\$1,500	\$500.00
		22128	ESSEX	NHP-D00S (591)	2	\$100.00	\$750.00		\$600.00
		22129	MORRIS	STBGP-FLEX-0046 (351)	2	\$0	\$1,000	\$1,098	\$600.00

EROSION CONTROL SEDIMENT REMOVAL / CY									
158084M	2021Q4	21137	MORRIS	STBGP-FLEX-0046 (346)	14	\$1.00	\$0.01	\$0.01	\$30.00

HISTORICAL BID PRICE LISTING
 BY REGION

REGION: N

PAY ITEM	CALENDAR QUARTER	CONTRACT NUMBER	COUNTY LOCATION	PROJECT DESCRIPTION	BID QUANTITY	AWARD PRICE	SECOND BIDDER	THIRD BIDDER	ESTIMATE

EROSION CONTROL SEDIMENT REMOVAL / CY									
158084M	(cont)	21138	UNION	NHP-0027 (302)	100	\$20.00	\$0.01	\$0.01	\$15.00
		21135	SUSSEX	NHP-0023 (327)	260	\$0.01	\$0.01	\$0.01	\$5.00
	2022Q1	21140	MORRIS	100% State	2	\$0.50	\$45.00	\$50.00	\$50.00
		22102	UNION	NHP-0022 (350)	5	\$50.00	\$200.00	\$40.00	\$150.00
		22101	PASSAIC	NHP-0080 (331)	50	\$10.00	\$0.01	\$0.01	\$20.00
	2022Q2	22123	BERGEN	STBGP-0208 (302)	50	\$0.01	\$0.01	\$1.00	\$8.00
		22129	MORRIS	STBGP-FLEX-0046 (351)	88	\$0.01	\$0.01	\$130.44	\$48.00
		22122	MORRIS	NHP-0015 (311)	134	\$0.01	\$1.00	\$1.00	\$10.00
		22117	PASSAIC	NHP-0020 (301)	400	\$0.01	\$5.00	\$55.00	\$3.00

TEMPORARY RIPRAP / CY									
158087M	2022Q2	22122	MORRIS	NHP-0015 (311)	12	\$200.00	\$150.00	\$75.00	\$170.00

BASIN SAND LAYER / CY									
158095M	2021Q4	21135	SUSSEX	NHP-0023 (327)	150	\$50.00	\$160.00	\$115.00	\$60.00

HISTORICAL BID PRICE LISTING
BY REGION

REGION: N

PAY ITEM	CALENDAR QUARTER	CONTRACT NUMBER	COUNTY LOCATION	PROJECT DESCRIPTION	BID QUANTITY	AWARD PRICE	SECOND BIDDER	THIRD BIDDER	ESTIMATE	

BREAKAWAY BARRICADE / U										
159003M	2021Q3	21133	BERGEN	NHP 0208 (301)	30	\$125.00	\$245.00	\$100.00	\$90.00	
		21108	MORRIS	NHP-0206 (331)	50	\$100.00			\$105.00	
		21129	MORRIS	NHP-0080 (330)	60	\$1.00	\$1.00	\$110.00	\$60.00	
	2021Q4	21453	MORRIS	STBGP-FLEX-D00S (501)	50	\$1.00	\$1.00	\$1.00	\$20.00	
		21135	SUSSEX	NHP-0023 (327)	80	\$0.01	\$125.00	\$125.00	\$7.00	
		21137	MORRIS	STBGP-FLEX-0046 (346)	98	\$1.00	\$0.01	\$0.01	\$60.00	
		20458	MORRIS	NHP-D00S (453)	104	\$5.00	\$1.00	\$50.00	\$50.00	
		21138	UNION	NHP-0027 (302)	1,500	\$1.00	\$0.01	\$60.00	\$40.00	
		2022Q1	22427	BERGEN	100% STATE	25	\$0.01	\$1.00	\$0.01	\$2.00
	21140		MORRIS	100% State	36	\$1,000	\$50	\$10	\$157.00	
	21139		MORRIS	NHP-0015 (310)	50	\$1.00			\$50.00	
	22102		UNION	NHP-0022 (350)	50	\$50.00	\$100.00	\$1.00	\$1.00	
	22401		PASSAIC	STATE	100	\$1.00	\$1.00	\$1.00	\$15.00	
	22402		UNION	STATE	100	\$1.00	\$1.00	\$1.00	\$15.00	
	22429		MORRIS	100% STATE	100	\$0.01	\$0.01		\$5.00	
	22101		PASSAIC	NHP-0080 (331)	107	\$10.00	\$1.00	\$0.01	\$50.00	
	22401		PASSAIC	STATE	250	\$1.00	\$1.00	\$2.00	\$15.00	
	22402		UNION	STATE	250	\$1.00	\$1.00	\$1.00	\$15.00	
	2022Q2		22123	BERGEN	STBGP-0208 (302)	22	\$200.00	\$0.01	\$135.00	\$80.00
		22122	MORRIS	NHP-0015 (311)	32	\$1.00	\$20.00	\$165.00	\$50.00	
		22129	MORRIS	STBGP-FLEX-0046 (351)	33	\$0.01	\$150.00	\$121.34	\$55.00	
		22110	BERGEN	NHP-0017 (307)	50	\$145.00	\$140.00	\$200.00	\$115.00	
		22115	ESSEX	NHP-0021 (353)	50	\$1.00	\$1.00	\$25.00	\$2.00	
		22117	PASSAIC	NHP-0020 (301)	125	\$150.00	\$145.00	\$30.00	\$4.00	
		22128	ESSEX	NHP-D00S (591)	150	\$25.00	\$200.00		\$40.00	

	DRUM / U									
159006M	2021Q3	21108	MORRIS	NHP-0206 (331)	100	\$1.00			\$25.00	
		21129	MORRIS	NHP-0080 (330)	200	\$1.00	\$1.00	\$60.00	\$30.00	
		21133	BERGEN	NHP 0208 (301)	250	\$1.00	\$1.00	\$45.00	\$50.00	
	2021Q4	21453	MORRIS	STBGP-FLEX-D00S (501)	50	\$1.00	\$1.00	\$1.00	\$20.00	
		21137	MORRIS	STBGP-FLEX-0046 (346)	104	\$1.00	\$0.01	\$0.01	\$20.00	

HISTORICAL BID PRICE LISTING
BY REGION

REGION: N

PAY ITEM	CALENDAR QUARTER	CONTRACT NUMBER	COUNTY LOCATION	PROJECT DESCRIPTION	BID QUANTITY	AWARD PRICE	SECOND BIDDER	THIRD BIDDER	ESTIMATE
DRUM / U									
159006M	(cont)	21135	SUSSEX	NHP-0023 (327)	120	\$0.01	\$65.00	\$105.00	\$50.00
		20458	MORRIS	NHP-D00S (453)	400	\$1.00	\$1.00	\$10.00	\$25.00
		21138	UNION	NHP-0027 (302)	2,500	\$1.00	\$0.01	\$50.00	\$25.00
	2022Q1	22427	BERGEN	100% STATE	25	\$0.01	\$1.00	\$0.01	\$2.00
		22401	PASSAIC	STATE	50	\$1.00	\$1.00	\$1.00	\$10.00
		22402	UNION	STATE	50	\$1.00	\$1.00	\$1.00	\$10.00
		22401	PASSAIC	STATE	100	\$1.00	\$1.00	\$12.00	\$10.00
		22402	UNION	STATE	100	\$1.00	\$1.00	\$1.00	\$10.00
		22429	MORRIS	100% STATE	100	\$0.01	\$0.01		\$5.00
		21140	MORRIS	100% State	107	\$65.00	\$50.00	\$5.00	\$50.00
		22102	UNION	NHP-0022 (350)	150	\$1.00	\$0.01	\$1.00	\$100.00
		21139	MORRIS	NHP-0015 (310)	250	\$1.00			\$30.00
		22101	PASSAIC	NHP-0080 (331)	250	\$10.00	\$0.01	\$100.00	\$40.00
	2022Q2	22115	ESSEX	NHP-0021 (353)	100	\$1.00	\$1.00	\$25.00	\$1.00
		22123	BERGEN	STBGP-0208 (302)	110	\$1.00	\$0.01	\$60.00	\$50.00
		22122	MORRIS	NHP-0015 (311)	130	\$1.00	\$10.00	\$66.00	\$25.00
		22129	MORRIS	STBGP-FLEX-0046 (351)	206	\$0.01	\$85.00	\$71.70	\$25.00
		22128	ESSEX	NHP-D00S (591)	300	\$25.00	\$80.00		\$20.00
		22110	BERGEN	NHP-0017 (307)	350	\$1.00	\$1.00	\$0.50	\$50.00
		22117	PASSAIC	NHP-0020 (301)	750	\$65.00	\$77.00	\$15.00	\$7.00

TRAFFIC CONE / U									
159009M	2021Q3	21133	BERGEN	NHP 0208 (301)	250	\$15.00	\$33.50	\$12.00	\$15.00
		21108	MORRIS	NHP-0206 (331)	1,400	\$20.00			\$15.00
		21129	MORRIS	NHP-0080 (330)	1,500	\$1.00	\$1.00	\$15.00	\$12.00
	2021Q4	21135	SUSSEX	NHP-0023 (327)	300	\$20.00	\$20.00	\$19.50	\$20.00
		21138	UNION	NHP-0027 (302)	500	\$32.00	\$0.01	\$15.00	\$20.00
		21453	MORRIS	STBGP-FLEX-D00S (501)	1,500	\$1.00	\$20.00	\$20.00	\$20.00
		20458	MORRIS	NHP-D00S (453)	3,000	\$1.00	\$0.10	\$5.00	\$20.00
	2022Q1	22101	PASSAIC	NHP-0080 (331)	100	\$10.00	\$1.00	\$20.00	\$15.00
		22427	BERGEN	100% STATE	150	\$0.01	\$1.00	\$0.01	\$2.00
		22401	PASSAIC	STATE	250	\$40.00	\$1.00	\$1.00	\$10.00

HISTORICAL BID PRICE LISTING
BY REGION

REGION: N

PAY ITEM	CALENDAR QUARTER	CONTRACT NUMBER	COUNTY LOCATION	PROJECT DESCRIPTION	BID QUANTITY	AWARD PRICE	SECOND BIDDER	THIRD BIDDER	ESTIMATE

TRAFFIC CONE / U									
159009M	(cont)	22402	UNION	STATE	250	\$1.00	\$1.00	\$1.00	\$10.00
		22429	MORRIS	100% STATE	250	\$0.01	\$0.01		\$5.00
		21139	MORRIS	NHP-0015 (310)	300	\$25.00			\$25.00
		21140	MORRIS	100% State	500	\$0.01	\$1.00	\$1.00	\$14.00
		22402	UNION	STATE	1,000	\$1.00	\$1.00	\$1.00	\$10.00
		22102	UNION	NHP-0022 (350)	1,500	\$1.00	\$0.01	\$1.00	\$22.00
		22401	PASSAIC	STATE	2,000	\$1.00	\$1.00	\$2.00	\$10.00
	2022Q2	22128	ESSEX	NHP-D00S (591)	300	\$5.00	\$25.00		\$12.00
		22117	PASSAIC	NHP-0020 (301)	500	\$20.00	\$29.00	\$10.00	\$3.00
		22122	MORRIS	NHP-0015 (311)	500	\$1.00	\$2.00	\$18.00	\$10.00
		22115	ESSEX	NHP-0021 (353)	1,400	\$0.01	\$1.00	\$1.00	\$1.00
		22110	BERGEN	NHP-0017 (307)	1,500	\$1.00	\$10.00	\$0.50	\$15.00

CONSTRUCTION SIGNS / SF									
159012M	2021Q3	21129	MORRIS	NHP-0080 (330)	1,833	\$14.60	\$19.10	\$25.00	\$15.00
		21133	BERGEN	NHP 0208 (301)	2,073	\$14.60	\$28.70	\$9.00	\$15.00
		21108	MORRIS	NHP-0206 (331)	2,300	\$21.60			\$16.00
	2021Q4	21453	MORRIS	STBGP-FLEX-D00S (501)	800	\$8.00	\$1.00	\$8.00	\$15.00
		20458	MORRIS	NHP-D00S (453)	1,000	\$0.50	\$1.00	\$5.00	\$10.00
		21135	SUSSEX	NHP-0023 (327)	2,190	\$13.00	\$18.00	\$22.00	\$15.00
		21137	MORRIS	STBGP-FLEX-0046 (346)	2,287	\$15.00	\$15.00	\$20.00	\$15.00
		21138	UNION	NHP-0027 (302)	12,000	\$1.00	\$12.00	\$13.00	\$15.00
	2022Q1	22429	MORRIS	100% STATE	250	\$0.01	\$0.01		\$3.00
		21139	MORRIS	NHP-0015 (310)	857	\$21.60			\$15.00
		22427	BERGEN	100% STATE	1,000	\$0.01	\$1.00	\$0.01	\$2.00
		22101	PASSAIC	NHP-0080 (331)	1,356	\$8.00	\$30.00	\$22.00	\$15.00
		22102	UNION	NHP-0022 (350)	1,745	\$2.00	\$1.00	\$15.75	\$7.00
		21140	MORRIS	100% State	1,750	\$100.00	\$13.00	\$14.00	\$25.00
		22401	PASSAIC	STATE	2,000	\$1.00	\$1.00	\$12.50	\$10.00
		22402	UNION	STATE	2,000	\$1.00	\$1.00	\$1.00	\$10.00
		22402	UNION	STATE	5,000	\$1.00	\$1.00	\$0.03	\$10.00
		22401	PASSAIC	STATE	6,000	\$1.00	\$14.60	\$10.00	\$10.00
	2022Q2	22129	MORRIS	STBGP-FLEX-0046 (351)	679	\$0.01	\$25.00	\$21.97	\$25.00

HISTORICAL BID PRICE LISTING
BY REGION

REGION: N

PAY ITEM	CALENDAR QUARTER	CONTRACT NUMBER	COUNTY LOCATION	PROJECT DESCRIPTION	BID QUANTITY	AWARD PRICE	SECOND BIDDER	THIRD BIDDER	ESTIMATE

CONSTRUCTION SIGNS / SF									
159012M	(cont)	22122	MORRIS	NHP-0015 (311)	881	\$50.00	\$20.00	\$40.00	\$12.00
		22123	BERGEN	STBGP-0208 (302)	1,153	\$18.00	\$20.00	\$15.00	\$13.00
		22110	BERGEN	NHP-0017 (307)	1,581	\$16.50	\$12.00	\$15.30	\$15.00
		22128	ESSEX	NHP-D00S (591)	1,611	\$55.00	\$22.00		\$18.00
		22115	ESSEX	NHP-0021 (353)	2,435	\$5.00	\$13.00	\$15.00	\$4.00
		22117	PASSAIC	NHP-0020 (301)	4,317	\$20.00	\$16.00	\$15.00	\$13.00

CONSTRUCTION IDENTIFICATION SIGN, 4' X 8 / U									
159015M	2021Q3	21133	BERGEN	NHP 0208 (301)	2	\$1,012	\$885	\$1,600	\$1,225
	2021Q4	21137	MORRIS	STBGP-FLEX-0046 (346)	2	\$1,065	\$950	\$1,500	\$1,200
		21138	UNION	NHP-0027 (302)	2	\$825.00	\$900.00	\$985.00	\$1,250
		21135	SUSSEX	NHP-0023 (327)	4	\$1,000	\$1,500	\$1,650	\$900.00
	2022Q1	21139	MORRIS	NHP-0015 (310)	2	\$1,200			\$1,300
		22102	UNION	NHP-0022 (350)	2	\$910	\$1,500	\$1,013	\$1,100
	2022Q2	22122	MORRIS	NHP-0015 (311)	1	\$2,500	\$750	\$1,500	\$1,200
		22110	BERGEN	NHP-0017 (307)	2	\$870	\$1,500	\$1,000	\$1,081
		22115	ESSEX	NHP-0021 (353)	2	\$870	\$900	\$1,350	\$1,500
		22117	PASSAIC	NHP-0020 (301)	2	\$2,000	\$2,000	\$1,000	\$1,125
		22123	BERGEN	STBGP-0208 (302)	2	\$1,500	\$1,000	\$3,000	\$800.00
		22128	ESSEX	NHP-D00S (591)	2	\$3,000	\$1,000		\$1,250
		22129	MORRIS	STBGP-FLEX-0046 (351)	3	\$1,000	\$1,200	\$964	\$1,200

CONSTRUCTION IDENTIFICATION SIGN, 6' X 1 / U									
159018M	2021Q3	21108	MORRIS	NHP-0206 (331)	2	\$1,500			\$1,500
		21129	MORRIS	NHP-0080 (330)	5	\$1,349	\$1,445	\$1,000	\$3,000

CONSTRUCTION BARRIER CURB / LF									
159021P	2021Q4	21138	UNION	NHP-0027 (302)	1,300	\$126.00	\$0.01	\$45.00	\$70.00
		21135	SUSSEX	NHP-0023 (327)	8,612	\$25.00	\$65.00	\$0.01	\$70.00

HISTORICAL BID PRICE LISTING
BY REGION

REGION: N

PAY ITEM	CALENDAR QUARTER	CONTRACT NUMBER	COUNTY LOCATION	PROJECT DESCRIPTION	BID QUANTITY	AWARD PRICE	SECOND BIDDER	THIRD BIDDER	ESTIMATE
FLASHING ARROW BOARD, 4' X 8' / U									
159027M	2022Q2	22122	MORRIS	NHP-0015 (311)	2	\$2,500	\$500	\$500	\$1,200
		22129	MORRIS	STBGP-FLEX-0046 (351)	3	\$0	\$1,500	\$100	\$2,400
		22115	ESSEX	NHP-0021 (353)	4	\$700.00	\$50.00	\$100.00	\$1,500
		22110	BERGEN	NHP-0017 (307)	6	\$1	\$1,575	\$1	\$1,500
		22117	PASSAIC	NHP-0020 (301)	6	\$5,000	\$3,000	\$10,000	\$15.00
		22128	ESSEX	NHP-D00S (591)	12	\$100	\$1,850		\$1,200

PORTABLE VARIABLE MESSAGE SIGN W/REMOTE / U									
159029M	2022Q1	22102	UNION	NHP-0022 (350)	4	\$1	\$1,650	\$5,000	\$3,910

PORTABLE VARIABLE MESSAGE SIGN / U									
159030M	2021Q3	21133	BERGEN	NHP 0208 (301)	6	\$5,000	\$4,000	\$3,000	\$2,900
		21108	MORRIS	NHP-0206 (331)	8	\$18,000			\$4,500
		21129	MORRIS	NHP-0080 (330)	8	\$100	\$100	\$5,000	\$7,000
	2021Q4	21135	SUSSEX	NHP-0023 (327)	4	\$8,500	\$20,000	\$3,300	\$3,600
		21137	MORRIS	STBGP-FLEX-0046 (346)	4	\$15,000	\$0	\$25,000	\$7,000
		21453	MORRIS	STBGP-FLEX-D00S (501)	6	\$1,000	\$3,500	\$3,000	\$3,500
		20458	MORRIS	NHP-D00S (453)	8	\$100	\$100	\$4,000	\$5,000
		21138	UNION	NHP-0027 (302)	12	\$18,150	\$7,500	\$16,000	\$4,000
	2022Q1	21140	MORRIS	100% State	2	\$10,000	\$9,500	\$1,000	\$15,000
		22101	PASSAIC	NHP-0080 (331)	2	\$1,000	\$5,000	\$5,000	\$10,000
		21139	MORRIS	NHP-0015 (310)	8	\$18,000			\$5,000
		22401	PASSAIC	STATE	8	\$1	\$500	\$5,000	\$5,000
		22402	UNION	STATE	8	\$1.00	\$1.00	\$100.00	\$5,000
	2022Q2	22123	BERGEN	STBGP-0208 (302)	2	\$20,000	\$5,000	\$7,500	\$6,500
		22129	MORRIS	STBGP-FLEX-0046 (351)	3	\$0	\$5,000	\$3,500	\$10,000
		22110	BERGEN	NHP-0017 (307)	4	\$1	\$5,000	\$10,000	\$3,500
		22122	MORRIS	NHP-0015 (311)	4	\$5,000	\$1,500	\$1,500	\$7,500
		22115	ESSEX	NHP-0021 (353)	8	\$100.00	\$50.00	\$500.00	\$5,000
		22128	ESSEX	NHP-D00S (591)	8	\$3,500	\$7,500		\$4,000
		22117	PASSAIC	NHP-0020 (301)	10	\$5,000	\$3,800	\$20,000	\$1,550

HISTORICAL BID PRICE LISTING
 BY REGION

REGION: N

PAY ITEM	CALENDAR QUARTER	CONTRACT NUMBER	COUNTY LOCATION	PROJECT DESCRIPTION	BID QUANTITY	AWARD PRICE	SECOND BIDDER	THIRD BIDDER	ESTIMATE

TEMPORARY CRASH CUSHION, INERTIAL BARRIE / U									
159042M	2021Q4	21138	UNION	NHP-0027 (302)	1	\$4,400	\$8,706	\$8,500	\$6,500
	2022Q1	21140	MORRIS	100% State	2	\$10,000	\$12,000	\$1	\$5,000
	2022Q2	22128	ESSEX	NHP-D00S (591)	1	\$7,500	\$2,595		\$7,000
		22117	PASSAIC	NHP-0020 (301)	4	\$500	\$2,500	\$15,000	\$4,960

TEMPORARY CRASH CUSHION, INERTIAL BARRIE / U									
159051M	2021Q4	21138	UNION	NHP-0027 (302)	1	\$5,720	\$9,813	\$8,500	\$7,500
		21135	SUSSEX	NHP-0023 (327)	3	\$11,000	\$7,500	\$7,500	\$4,000
	2022Q2	22128	ESSEX	NHP-D00S (591)	4	\$8,500	\$2,595		\$10,000
		22117	PASSAIC	NHP-0020 (301)	6	\$500	\$3,500	\$16,000	\$920.00

TEMPORARY CRASH CUSHION, INERTIAL BARRIE / U									
159054M	2022Q2	22122	MORRIS	NHP-0015 (311)	3	\$4,000	\$100	\$5,800	\$7,500

TEMPORARY CRASH CUSHION, INERTIAL BARRIE / U									
159057M	2022Q2	22123	BERGEN	STBGP-0208 (302)	2	\$17,500	\$5,000	\$15,000	\$8,300

HISTORICAL BID PRICE LISTING
BY REGION

REGION: N

PAY ITEM	CALENDAR QUARTER	CONTRACT NUMBER	COUNTY LOCATION	PROJECT DESCRIPTION	BID QUANTITY	AWARD PRICE	SECOND BIDDER	THIRD BIDDER	ESTIMATE
TRAFFIC CONTROL TRUCK WITH MOUNTED CRASH / U									
159108M	2021Q3	21133	BERGEN	NHP 0208 (301)	2	\$7,500	\$18,600	\$20,000	\$10,000
		21108	MORRIS	NHP-0206 (331)	4	\$6,500			\$10,000
		21129	MORRIS	NHP-0080 (330)	5	\$100	\$100	\$6,500	\$10,000
	2021Q4	21135	SUSSEX	NHP-0023 (327)	1	\$75,000	\$40,000	\$25,000	\$4,800
		21137	MORRIS	STBGP-FLEX-0046 (346)	4	\$1	\$0	\$35,000	\$10,000
		20458	MORRIS	NHP-D00S (453)	8	\$2,000	\$1,000	\$5,000	\$15,000
		21453	MORRIS	STBGP-FLEX-D00S (501)	8	\$20,000	\$20,000	\$20,000	\$20,000
		21138	UNION	NHP-0027 (302)	10	\$1,000	\$0	\$15,000	\$5,500
	2022Q1	22102	UNION	NHP-0022 (350)	2	\$3,000	\$20,000	\$10,000	\$10,000
		22427	BERGEN	100% STATE	2	\$1.00	\$1.00	\$0.01	\$250.00
		22429	MORRIS	100% STATE	2	\$1.00	\$1.00		\$5.00
		21140	MORRIS	100% State	3	\$25,000	\$22,500	\$1,000	\$10,000
		21139	MORRIS	NHP-0015 (310)	4	\$7,500			\$5,000
		22101	PASSAIC	NHP-0080 (331)	6	\$1,000	\$100	\$5,000	\$10,000
		22401	PASSAIC	STATE	8	\$1	\$500	\$9,000	\$15,000
		22402	UNION	STATE	8	\$1.00	\$1.00	\$250.00	\$15,000
	2022Q2	22122	MORRIS	NHP-0015 (311)	2	\$10,000	\$7,500	\$5,000	\$15,000
		22123	BERGEN	STBGP-0208 (302)	2	\$35,000	\$15,000	\$12,500	\$10,000
		22110	BERGEN	NHP-0017 (307)	4	\$1	\$10,000	\$40,000	\$10,000
		22115	ESSEX	NHP-0021 (353)	4	\$19,000	\$500	\$7,500	\$10,000
		22129	MORRIS	STBGP-FLEX-0046 (351)	4	\$0	\$2,500	\$1,000	\$15,000
		22128	ESSEX	NHP-D00S (591)	5	\$10,000	\$35,250		\$15,000
		22117	PASSAIC	NHP-0020 (301)	6	\$30,000	\$17,000	\$65,000	\$10,000

REMOVABLE BLACK LINE MASKING TAPE, 6" / LF									
159114M	2021Q4	21135	SUSSEX	NHP-0023 (327)	13,640	\$2.60	\$0.01	\$1.25	\$3.00
		21138	UNION	NHP-0027 (302)	20,000	\$0.10	\$2.25	\$2.40	\$1.00
	2022Q2	22117	PASSAIC	NHP-0020 (301)	18,150	\$0.01	\$2.60	\$1.00	\$2.00

TEMPORARY PAVEMENT MARKING TAPE, 4" / LF									
159120M	2021Q4	21138	UNION	NHP-0027 (302)	20,000	\$0.10	\$1.05	\$1.00	\$1.00

HISTORICAL BID PRICE LISTING
BY REGION

REGION: N

PAY ITEM	CALENDAR QUARTER	CONTRACT NUMBER	COUNTY LOCATION	PROJECT DESCRIPTION	BID QUANTITY	AWARD PRICE	SECOND BIDDER	THIRD BIDDER	ESTIMATE

TEMPORARY PAVEMENT MARKING TAPE, 4" / LF									
159120M	2022Q2	22117	PASSAIC	NHP-0020 (301)	24,200	\$0.01	\$1.95	\$2.02	\$1.00

TEMPORARY TRAFFIC STRIPES, 4" / LF									
159126M	2022Q2	22129	MORRIS	STBGP-FLEX-0046 (351)	13,400	\$0.35	\$0.50	\$0.43	\$1.00

TEMPORARY PAVEMENT MARKINGS / SF									
159132M	2022Q1	21139	MORRIS	NHP-0015 (310)	900	\$3.00			\$4.00

TEMPORARY PAVEMENT MARKERS / U									
159135M	2021Q4	21138	UNION	NHP-0027 (302)	5,000	\$1.00	\$0.05	\$1.00	\$1.00
	2022Q2	22117	PASSAIC	NHP-0020 (301)	12,000	\$1.00	\$3.25	\$3.47	\$1.00

HMA PATCH / T									
159138M	2021Q3	21108	MORRIS	NHP-0206 (331)	53	\$600.00			\$91.00
		21133	BERGEN	NHP 0208 (301)	80	\$125.00	\$50.00	\$250.00	\$85.00
		21129	MORRIS	NHP-0080 (330)	150	\$150.00	\$1.00	\$100.00	\$300.00
	2021Q4	21138	UNION	NHP-0027 (302)	500	\$10.00	\$450.00	\$0.01	\$150.00
		21135	SUSSEX	NHP-0023 (327)	970	\$0.01	\$0.01	\$0.01	\$70.00
	2022Q1	22101	PASSAIC	NHP-0080 (331)	10	\$50.00	\$250.00	\$500.00	\$200.00
		21139	MORRIS	NHP-0015 (310)	13	\$700.00			\$204.00
		21140	MORRIS	100% State	50	\$275.00	\$250.00	\$50.00	\$500.00
		22401	PASSAIC	STATE	100	\$50.00	\$100.00	\$85.00	\$150.00
		22402	UNION	STATE	100	\$100.00	\$10.00	\$70.00	\$150.00
	2022Q2	22115	ESSEX	NHP-0021 (353)	122	\$60.00	\$1.00	\$100.00	\$125.00
		22122	MORRIS	NHP-0015 (311)	150	\$100.00	\$50.00	\$65.00	\$130.00
		22128	ESSEX	NHP-D00S (591)	150	\$106.00	\$430.00		\$95.00

HISTORICAL BID PRICE LISTING
BY REGION

REGION: N

PAY ITEM	CALENDAR QUARTER	CONTRACT NUMBER	COUNTY LOCATION	PROJECT DESCRIPTION	BID QUANTITY	AWARD PRICE	SECOND BIDDER	THIRD BIDDER	ESTIMATE

HMA PATCH / T									
159138M	(cont)	22123	BERGEN	STBGP-0208 (302)	246	\$0.01	\$250.00	\$20.00	\$300.00
		22117	PASSAIC	NHP-0020 (301)	300	\$200.00	\$250.00	\$175.00	\$75.00

TRAFFIC DIRECTOR, FLAGGER / HOUR									
159141M	2021Q3	21108	MORRIS	NHP-0206 (331)	1,000	\$137.00			\$50.00
	2021Q4	20458	MORRIS	NHP-D00S (453)	250	\$20.00	\$0.02	\$100.00	\$60.00
		21453	MORRIS	STBGP-FLEX-D00S (501)	600	\$1.00	\$1.00	\$1.00	\$100.00
		21135	SUSSEX	NHP-0023 (327)	750	\$0.01	\$85.00	\$122.00	\$100.00
		21137	MORRIS	STBGP-FLEX-0046 (346)	1,464	\$0.01	\$0.01	\$0.01	\$120.00
		21138	UNION	NHP-0027 (302)	2,000	\$76.00	\$0.01	\$0.01	\$75.00
	2022Q1	21140	MORRIS	100% State	180	\$99.00	\$89.00	\$100.00	\$109.00
		21139	MORRIS	NHP-0015 (310)	1,000	\$137.00			\$50.00
		22102	UNION	NHP-0022 (350)	1,000	\$1.00	\$0.01	\$1.00	\$1.00
		22401	PASSAIC	STATE	1,000	\$1.00	\$1.00	\$10.00	\$70.00
		22402	UNION	STATE	1,000	\$1.00	\$1.00	\$1.00	\$70.00
		22401	PASSAIC	STATE	2,500	\$1.00	\$1.00	\$1.00	\$70.00
		22402	UNION	STATE	5,000	\$1.00	\$1.00	\$0.01	\$40.00
	2022Q2	22122	MORRIS	NHP-0015 (311)	240	\$100.00	\$110.00	\$0.01	\$90.00
		22128	ESSEX	NHP-D00S (591)	250	\$10.00	\$175.00		\$75.00
		22117	PASSAIC	NHP-0020 (301)	750	\$125.00	\$138.00	\$95.00	\$6.00
		22115	ESSEX	NHP-0021 (353)	1,000	\$1.00	\$1.00	\$1.00	\$80.00
		22129	MORRIS	STBGP-FLEX-0046 (351)	1,000	\$0.01	\$0.01	\$144.60	\$75.00

EMERGENCY TOWING SERVICE / U									
159144M	2021Q4	21138	UNION	NHP-0027 (302)	5	\$400.00	\$0.01	\$150.00	\$40.00
	2022Q1	22401	PASSAIC	STATE	1	\$200.00	\$100.00	\$500.00	\$5,000
		22402	UNION	STATE	1	\$100.00	\$250.00	\$550.00	\$5,000
	2022Q2	22122	MORRIS	NHP-0015 (311)	3	\$200.00	\$200.00	\$300.00	\$400.00
		22117	PASSAIC	NHP-0020 (301)	10	\$1.00	\$500.00	\$500.00	\$100.00

HISTORICAL BID PRICE LISTING
 BY REGION

REGION: N

PAY ITEM	CALENDAR QUARTER	CONTRACT NUMBER	COUNTY LOCATION	PROJECT DESCRIPTION	BID QUANTITY	AWARD PRICE	SECOND BIDDER	THIRD BIDDER	ESTIMATE
EMERGENCY TOWING SERVICE / U									
159144M	(cont)	22128	ESSEX	NHP-D00S (591)	10	\$250	\$2,195		\$150.00
		22123	BERGEN	STBGP-0208 (302)	40	\$0.01	\$0.01	\$1.00	\$180.00

SCHOOL BUS SERVICE / LS									
159170M	2022Q2	22122	MORRIS	NHP-0015 (311)	1	\$135,000	\$135,000	\$135,000	\$135,000

SNOW REMOVAL / LS									
159190M	2022Q2	22117	PASSAIC	NHP-0020 (301)	1	\$1	\$27,500	\$100,000	\$20,000
		22122	MORRIS	NHP-0015 (311)	1	\$10,000	\$30,000	\$500	\$25,000
		22123	BERGEN	STBGP-0208 (302)	1	\$1	\$0	\$1,000	\$2,500

HISTORICAL BID PRICE LISTING
BY REGION

REGION: N

PAY ITEM	CALENDAR QUARTER	CONTRACT NUMBER	COUNTY LOCATION	PROJECT DESCRIPTION	BID QUANTITY	AWARD PRICE	SECOND BIDDER	THIRD BIDDER	ESTIMATE

TRAFFIC STRIPES, LATEX, 4" / LF									
159300M	2021Q3	21108	MORRIS	NHP-0206 (331)	480,000	\$0.30			\$0.28
		21133	BERGEN	NHP 0208 (301)	972,062	\$0.01	\$0.22	\$0.22	\$0.25
	2021Q4	21138	UNION	NHP-0027 (302)	70,000	\$0.40	\$0.45	\$0.40	\$0.50
	2022Q1	22102	UNION	NHP-0022 (350)	64,000	\$0.30	\$0.25	\$0.25	\$1.00
		22402	UNION	STATE	123,784	\$0.01	\$0.25	\$0.12	\$0.30
		22401	PASSAIC	STATE	150,000	\$0.01	\$0.21	\$0.25	\$0.28
		22402	UNION	STATE	150,000	\$0.44	\$0.01	\$0.25	\$0.28
		22401	PASSAIC	STATE	203,001	\$0.01	\$0.01	\$0.01	\$0.30
	21139	MORRIS	NHP-0015 (310)	210,000	\$0.33			\$0.25	
	2022Q2	22122	MORRIS	NHP-0015 (311)	29,201	\$0.25	\$0.30	\$0.33	\$1.00
		22110	BERGEN	NHP-0017 (307)	141,750	\$0.24	\$0.22	\$0.25	\$0.50
		22115	ESSEX	NHP-0021 (353)	200,000	\$0.53	\$0.28	\$0.20	\$1.00
		22117	PASSAIC	NHP-0020 (301)	200,000	\$0.50	\$0.27	\$0.29	\$0.50

TRAFFIC STRIPES, LATEX, 6" / LF									
159301M	2021Q3	21129	MORRIS	NHP-0080 (330)	898,280	\$0.01	\$0.12	\$0.20	\$0.30
	2022Q1	22401	PASSAIC	STATE	37,500	\$0.01	\$0.21	\$0.26	\$0.43
		22402	UNION	STATE	37,500	\$0.24	\$0.01	\$0.25	\$0.43
2022Q2	22128	ESSEX	NHP-D00S (591)	5,000	\$1.00	\$0.55		\$1.00	

TRAFFIC STRIPES, LATEX, 8" / LF									
159302M	2022Q1	22401	PASSAIC	STATE	10,000	\$0.01	\$0.21	\$0.02	\$0.55
		22402	UNION	STATE	10,000	\$0.02	\$0.01	\$0.01	\$0.55
	22402	UNION	STATE	11,350	\$0.01	\$0.05	\$0.01	\$0.60	
	21139	MORRIS	NHP-0015 (310)	17,100	\$0.41			\$0.50	
	22401	PASSAIC	STATE	33,840	\$0.01	\$0.01	\$0.02	\$0.50	

TRAFFIC MARKINGS LINES, LATEX, 4" / LF									
159310M	2021Q4	21135	SUSSEX	NHP-0023 (327)	26,129	\$0.22	\$0.30	\$0.40	\$0.50

HISTORICAL BID PRICE LISTING
BY REGION

REGION: N

PAY ITEM	CALENDAR QUARTER	CONTRACT NUMBER	COUNTY LOCATION	PROJECT DESCRIPTION	BID QUANTITY	AWARD PRICE	SECOND BIDDER	THIRD BIDDER	ESTIMATE

TRAFFIC MARKINGS LINES, LATEX, 4" / LF									
159310M	2022Q1	22401	PASSAIC	STATE	500	\$0.01	\$1.05	\$0.55	\$0.55
		22402	UNION	STATE	500	\$1.05	\$0.01	\$1.10	\$0.55

TRAFFIC MARKINGS LINES, LATEX, 8" / LF									
159312M	2021Q3	21108	MORRIS	NHP-0206 (331)	3,300	\$0.31			\$0.40
		21129	MORRIS	NHP-0080 (330)	14,800	\$0.52	\$0.30	\$0.25	\$0.35
		21133	BERGEN	NHP 0208 (301)	151,000	\$0.01	\$0.12	\$0.26	\$0.20
	2021Q4	21138	UNION	NHP-0027 (302)	4,500	\$0.40	\$0.45	\$0.40	\$1.00
	2022Q1	22401	PASSAIC	STATE	500	\$0.01	\$1.05	\$0.75	\$0.83
		22402	UNION	STATE	500	\$1.05	\$0.01	\$1.10	\$0.83
		22401	PASSAIC	STATE	2,014	\$0.01	\$0.01	\$0.40	\$0.50
		22402	UNION	STATE	26,080	\$0.26	\$0.06	\$0.28	\$0.60
	2022Q2	22128	ESSEX	NHP-D00S (591)	700	\$1.00	\$0.80		\$1.00
		22110	BERGEN	NHP-0017 (307)	8,350	\$0.02	\$0.01	\$0.01	\$1.00
		22115	ESSEX	NHP-0021 (353)	11,000	\$0.01	\$0.29	\$0.01	\$1.00

TRAFFIC MARKINGS LINES, LATEX, 12" / LF									
159313M	2021Q4	21138	UNION	NHP-0027 (302)	800	\$0.40	\$1.05	\$1.00	\$1.00

TRAFFIC MARKINGS LINES, LATEX, 24" / LF									
159314M	2021Q3	21108	MORRIS	NHP-0206 (331)	400	\$3.60			\$1.00
		21129	MORRIS	NHP-0080 (330)	3,310	\$2.83	\$1.75	\$1.00	\$1.50
		21133	BERGEN	NHP 0208 (301)	28,350	\$0.01	\$0.90	\$1.70	\$0.90
	2021Q4	21135	SUSSEX	NHP-0023 (327)	400	\$1.50	\$3.00	\$1.65	\$2.00
		21138	UNION	NHP-0027 (302)	800	\$1.65	\$2.10	\$2.00	\$2.00
	2022Q1	22401	PASSAIC	STATE	2,500	\$0.01	\$1.57	\$1.25	\$3.30
		22402	UNION	STATE	2,500	\$1.05	\$0.01	\$1.10	\$3.30

HISTORICAL BID PRICE LISTING
BY REGION

REGION: N

PAY ITEM	CALENDAR QUARTER	CONTRACT NUMBER	COUNTY LOCATION	PROJECT DESCRIPTION	BID QUANTITY	AWARD PRICE	SECOND BIDDER	THIRD BIDDER	ESTIMATE

TRAFFIC MARKINGS LINES, LATEX, 24" / LF									
159314M	(cont)	21139	MORRIS	NHP-0015 (310)	4,350	\$1.20			\$1.25
		22402	UNION	STATE	7,586	\$0.77	\$0.08	\$0.80	\$1.80
		22401	PASSAIC	STATE	8,168	\$0.01	\$0.01	\$1.10	\$1.70
	2022Q2	22128	ESSEX	NHP-D00S (591)	700	\$4.00	\$3.95		\$3.00
		22110	BERGEN	NHP-0017 (307)	2,150	\$0.23	\$0.45	\$0.50	\$1.20
		22115	ESSEX	NHP-0021 (353)	4,000	\$0.70	\$1.00	\$0.63	\$1.00
		22117	PASSAIC	NHP-0020 (301)	6,500	\$2.00	\$2.90	\$3.12	\$1.00

TRAFFIC MARKINGS SYMBOLS, LATEX / SF									
159320M	2021Q3	21133	BERGEN	NHP 0208 (301)	3,570	\$1.57	\$2.95	\$2.50	\$2.00
	2021Q4	21138	UNION	NHP-0027 (302)	700	\$3.30	\$2.60	\$2.50	\$2.00
	2022Q1	22401	PASSAIC	STATE	790	\$0.01	\$0.01	\$1.60	\$1.70
		22401	PASSAIC	STATE	1,250	\$0.01	\$2.62	\$1.55	\$5.50
		22402	UNION	STATE	1,250	\$1.31	\$0.01	\$1.35	\$5.50
		22402	UNION	STATE	5,774	\$1.05	\$0.10	\$1.10	\$1.80
	2022Q2	22117	PASSAIC	NHP-0020 (301)	750	\$3.00	\$3.30	\$3.47	\$3.00

HISTORICAL BID PRICE LISTING
 BY REGION

REGION: N

PAY ITEM	CALENDAR QUARTER	CONTRACT NUMBER	COUNTY LOCATION	PROJECT DESCRIPTION	BID QUANTITY	AWARD PRICE	SECOND BIDDER	THIRD BIDDER	ESTIMATE
-----	-----	-----	-----	-----	-----	-----	-----	-----	-----
TEMPORARY PROTECTED PEDESTRIAN WALKWAY / LF									
159400M	2021Q4	21138	UNION	NHP-0027(302)	6,000	\$70.00	\$0.01	\$50.00	\$40.00

HISTORICAL BID PRICE LISTING
BY REGION

REGION: N

PAY ITEM	CALENDAR QUARTER	CONTRACT NUMBER	COUNTY LOCATION	PROJECT DESCRIPTION	BID QUANTITY	AWARD PRICE	SECOND BIDDER	THIRD BIDDER	ESTIMATE
FUEL PRICE ADJUSTMENT / DOLL									
160004M	2021Q3	21129	MORRIS	NHP-0080 (330)	1	\$9,100	\$9,100	\$9,100	\$9,100
		21133	BERGEN	NHP 0208 (301)	1	\$21,300	\$21,300	\$21,300	\$21,300
	2021Q4	21135	SUSSEX	NHP-0023 (327)	1	\$17,200	\$17,200	\$17,200	\$17,200
		21137	MORRIS	STBGP-FLEX-0046 (346)	1	\$100.00	\$100.00	\$100.00	\$100.00
		21138	UNION	NHP-0027 (302)	1	\$91,600	\$91,600	\$91,600	\$91,600
	2022Q1	21139	MORRIS	NHP-0015 (310)	1	\$300.00			\$300.00
		21140	MORRIS	100% State	1	\$4,600	\$4,600	\$4,600	\$4,600
		22101	PASSAIC	NHP-0080 (331)	1	\$1,200	\$1,200	\$1,200	\$1,200
		22102	UNION	NHP-0022 (350)	1	\$1,300	\$1,300	\$1,300	\$1,300
		22402	UNION	STATE	36,500	\$1.00	\$1.00	\$1.00	\$1.00
		22401	PASSAIC	STATE	38,200	\$1.00	\$1.00	\$1.00	\$1.00
	2022Q2	22110	BERGEN	NHP-0017 (307)	1	\$14,500	\$14,500	\$14,500	\$14,500
		22115	ESSEX	NHP-0021 (353)	1	\$5,500	\$5,500	\$5,500	\$5,500
		22117	PASSAIC	NHP-0020 (301)	1	\$113,100	\$113,100	\$113,100	\$113,100
		22122	MORRIS	NHP-0015 (311)	1	\$15,500	\$15,500	\$15,500	\$15,500
		22123	BERGEN	STBGP-0208 (302)	1	\$13,000	\$13,000	\$13,000	\$13,000
		22129	MORRIS	STBGP-FLEX-0046 (351)	1	\$4,800	\$4,800	\$4,800	\$4,800

ASPHALT PRICE ADJUSTMENT / DOLL									
160007M	2021Q3	21129	MORRIS	NHP-0080 (330)	1	\$36,400	\$36,400	\$36,400	\$36,400
		21133	BERGEN	NHP 0208 (301)	1	\$80,800	\$80,800	\$80,800	\$80,800
	2021Q4	21135	SUSSEX	NHP-0023 (327)	1	\$72,300	\$72,300	\$72,300	\$72,300
		21138	UNION	NHP-0027 (302)	1	\$182,100	\$182,100	\$182,100	\$182,100
	2022Q1	21140	MORRIS	100% State	1	\$9,400	\$9,400	\$9,400	\$9,400
		22101	PASSAIC	NHP-0080 (331)	1	\$600.00	\$600.00	\$600.00	\$600.00
		22102	UNION	NHP-0022 (350)	1	\$3,200	\$3,200	\$3,200	\$3,200
		22402	UNION	STATE	54,100	\$1.00	\$1.00	\$1.00	\$1.00
		22401	PASSAIC	STATE	63,000	\$1.00	\$1.00	\$1.00	\$1.00
	2022Q2	22110	BERGEN	NHP-0017 (307)	1	\$25,300	\$25,300	\$25,300	\$25,300
		22115	ESSEX	NHP-0021 (353)	1	\$20,700	\$20,700	\$20,700	\$20,700

HISTORICAL BID PRICE LISTING
 BY REGION

REGION: N

PAY ITEM	CALENDAR QUARTER	CONTRACT NUMBER	COUNTY LOCATION	PROJECT DESCRIPTION	BID QUANTITY	AWARD PRICE	SECOND BIDDER	THIRD BIDDER	ESTIMATE
-----	-----	-----	-----	-----	-----	-----	-----	-----	-----
ASPHALT PRICE ADJUSTMENT / DOLL									
160007M	(cont)	22117	PASSAIC	NHP-0020 (301)	1	\$237,400	\$237,400	\$237,400	\$237,400
		22122	MORRIS	NHP-0015 (311)	1	\$27,000	\$27,000	\$27,000	\$27,000
		22123	BERGEN	STBGP-0208 (302)	1	\$25,800	\$25,800	\$25,800	\$25,800
		22129	MORRIS	STBGP-FLEX-0046 (351)	1	\$8,800	\$8,800	\$8,800	\$8,800

HISTORICAL BID PRICE LISTING
BY REGION

REGION: N

PAY ITEM	CALENDAR QUARTER	CONTRACT NUMBER	COUNTY LOCATION	PROJECT DESCRIPTION	BID QUANTITY	AWARD PRICE	SECOND BIDDER	THIRD BIDDER	ESTIMATE
FINAL CLEANUP / LS									
161003P	2021Q3	21108	MORRIS	NHP-0206 (331)	1	\$24,500			\$8,500
		21129	MORRIS	NHP-0080 (330)	1	\$7,500	\$5,000	\$5,000	\$15,000
		21133	BERGEN	NHP 0208 (301)	1	\$7,500	\$5,000	\$20,000	\$18,000
	2021Q4	20458	MORRIS	NHP-D00S (453)	1	\$7,168	\$5,000	\$10,000	\$5,000
		20458	MORRIS	NHP-D00S (453)	1	\$1,265	\$5,000	\$5,000	\$5,000
		20458	MORRIS	NHP-D00S (453)	1	\$18,868	\$5,000	\$5,000	\$5,000
		20458	MORRIS	NHP-D00S (453)	1	\$3,330	\$5,000	\$5,000	\$5,000
		20458	MORRIS	NHP-D00S (453)	1	\$18,868	\$5,000	\$5,000	\$5,000
		20458	MORRIS	NHP-D00S (453)	1	\$3,330	\$5,000	\$5,000	\$5,000
		20458	MORRIS	NHP-D00S (453)	1	\$8,995	\$5,000	\$10,000	\$5,000
		21135	SUSSEX	NHP-0023 (327)	1	\$25,000	\$5,000	\$17,500	\$20,000
		21137	MORRIS	STBGP-FLEX-0046 (346)	1	\$1	\$25,000	\$25,000	\$10,000
		21138	UNION	NHP-0027 (302)	1	\$10,000	\$50,000	\$27,485	\$20,000
	2022Q1	21139	MORRIS	NHP-0015 (310)	1	\$35,000			\$8,500
		21140	MORRIS	100% State	1	\$2,500	\$6,700	\$9,500	\$10,000
		22101	PASSAIC	NHP-0080 (331)	1	\$5,000	\$2,500	\$5,000	\$20,000
		22102	UNION	NHP-0022 (350)	1	\$2,000	\$2,500	\$5,000	\$8,500
		22401	PASSAIC	STATE	1	\$5,000	\$5,000	\$5,000	\$5,000
		22461	HUDSON	N/A	1	\$5,000	\$20,000	\$10,000	\$25,000
	2022Q2	22110	BERGEN	NHP-0017 (307)	1	\$3,000	\$5,000	\$23,000	\$15,000
		22115	ESSEX	NHP-0021 (353)	1	\$5,000	\$22,326	\$10,500	\$15,000
		22117	PASSAIC	NHP-0020 (301)	1	\$25,000	\$5,000	\$20,000	\$27,000
		22122	MORRIS	NHP-0015 (311)	1	\$5,000	\$15,000	\$10,000	\$20,000
		22123	BERGEN	STBGP-0208 (302)	1	\$10,000	\$25,000	\$2,500	\$10,000
		22128	ESSEX	NHP-D00S (591)	1	\$1,000	\$23,500		\$8,500
		22129	MORRIS	STBGP-FLEX-0046 (351)	1	\$25,000	\$1,000	\$27,455	\$10,000

HISTORICAL BID PRICE LISTING
 BY REGION

REGION: N

PAY ITEM -----	CALENDAR QUARTER	CONTRACT NUMBER	COUNTY LOCATION	PROJECT DESCRIPTION	BID QUANTITY	AWARD PRICE	SECOND BIDDER	THIRD BIDDER	ESTIMATE -----
VIBRATION MONITORING / LS									
162006P	2022Q1	22101	PASSAIC	NHP-0080 (331)	1	\$10,000	\$1	\$15,000	\$24,000
	2022Q2	22117	PASSAIC	NHP-0020 (301)	1	\$30,000	\$115,000	\$20,000	\$250,000
		22122	MORRIS	NHP-0015 (311)	1	\$10,000	\$80,000	\$90,000	\$45,000

HISTORICAL BID PRICE LISTING
BY REGION

REGION: N

PAY ITEM	CALENDAR QUARTER	CONTRACT NUMBER	COUNTY LOCATION	PROJECT DESCRIPTION	BID QUANTITY	AWARD PRICE	SECOND BIDDER	THIRD BIDDER	ESTIMATE
CLEARING SITE / LS									
201003P	2021Q3	21108	MORRIS	NHP-0206 (331)	1	\$38,000			\$40,000
		21129	MORRIS	NHP-0080 (330)	1	\$5,000	\$10,000	\$5,000	\$60,000
		21133	BERGEN	NHP 0208 (301)	1	\$7,500	\$5,000	\$15,000	\$75,000
	2021Q4	21135	SUSSEX	NHP-0023 (327)	1	\$200,000	\$150,000	\$150,000	\$150,000
		21137	MORRIS	STBGP-FLEX-0046 (346)	1	\$43,000	\$50,000	\$90,000	\$50,000
		21138	UNION	NHP-0027 (302)	1	\$50,000	\$200,000	\$225,000	\$200,000
	2022Q1	21139	MORRIS	NHP-0015 (310)	1	\$35,000			\$40,000
		21140	MORRIS	100% State	1	\$30,000	\$30,000	\$30,000	\$30,000
		22101	PASSAIC	NHP-0080 (331)	1	\$150,000	\$92,000	\$150,000	\$150,000
		22102	UNION	NHP-0022 (350)	1	\$2,000	\$2,500	\$10,000	\$40,000
		22401	PASSAIC	STATE	1	\$5,000	\$7,500	\$5,000	\$20,000
		22402	UNION	STATE	1	\$7,500	\$5,000	\$5,000	\$20,000
	2022Q2	22110	BERGEN	NHP-0017 (307)	1	\$5,000	\$25,000	\$23,000	\$60,000
		22115	ESSEX	NHP-0021 (353)	1	\$10,000	\$3,351	\$7,500	\$60,000
		22117	PASSAIC	NHP-0020 (301)	1	\$350,000	\$350,000	\$350,000	\$325,000
		22122	MORRIS	NHP-0015 (311)	1	\$150,000	\$150,000	\$150,000	\$150,000
		22123	BERGEN	STBGP-0208 (302)	1	\$50,000	\$50,000	\$50,000	\$50,000
		22128	ESSEX	NHP-D00S (591)	1	\$40,000	\$83,375		\$40,000
		22129	MORRIS	STBGP-FLEX-0046 (351)	1	\$40,000	\$83,000	\$113,220	\$50,000

CLEARING SITE, BRIDGE (___) / LS									
201006P	2021Q4	21138	UNION	NHP-0027 (302)	1	\$15,600	\$7,400	\$12,500	\$7,500
		21138	UNION	NHP-0027 (302)	1	\$7,855	\$7,500	\$15,000	\$7,500
	2022Q1	21140	MORRIS	100% State	1	\$540,000	\$540,000	\$540,000	\$540,000
		22101	PASSAIC	NHP-0080 (331)	1	\$731,070	\$150,000	\$250,000	\$125,000
		22461	HUDSON	N/A	1	\$1,643,000	\$1,352,345	\$635,000	\$950,000
	2022Q2	22122	MORRIS	NHP-0015 (311)	1	\$200,000	\$200,000	\$200,000	\$200,000
		22123	BERGEN	STBGP-0208 (302)	1	\$25,000	\$25,000	\$25,000	\$25,000

RESET MONITORING WELL BOX / U									
201020M	2022Q2	22117	PASSAIC	NHP-0020 (301)	3	\$1,000	\$800	\$1,500	\$640.00

HISTORICAL BID PRICE LISTING
 BY REGION

REGION: N

PAY ITEM	CALENDAR QUARTER	CONTRACT NUMBER	COUNTY LOCATION	PROJECT DESCRIPTION	BID QUANTITY	AWARD PRICE	SECOND BIDDER	THIRD BIDDER	ESTIMATE
ASBESTOS REMOVAL, BRIDGE NO. ____ / LS									
201037P	2022Q1	22101	PASSAIC	NHP-0080 (331)	1	\$3,000	\$1	\$7,000	\$15,000

TEMPORARY SHIELDING / LS									
201039P	2021Q4	21138	UNION	NHP-0027 (302)	1	\$9,790	\$1,800	\$10,000	\$30,000
	2022Q1	21140	MORRIS	100% State	1	\$100,000	\$450,000	\$320,000	\$735,000
		22101	PASSAIC	NHP-0080 (331)	1	\$1,000	\$1	\$1,000	\$70,000
		22461	HUDSON	N/A	1	\$100,000	\$200,000	\$250,000	\$185,000
	2022Q2	22122	MORRIS	NHP-0015 (311)	1	\$5,000	\$200,000	\$342,100	\$150,000

HISTORICAL BID PRICE LISTING
BY REGION

REGION: N

PAY ITEM	CALENDAR QUARTER	CONTRACT NUMBER	COUNTY LOCATION	PROJECT DESCRIPTION	BID QUANTITY	AWARD PRICE	SECOND BIDDER	THIRD BIDDER	ESTIMATE

STRIPPING / ACRE									
202003P	2021Q4	21135	SUSSEX	NHP-0023 (327)	4	\$6,500	\$1	\$16,500	\$6,000
	2022Q2	22129	MORRIS	STBGP-FLEX-0046 (351)	0.30	\$2,000	\$22,000	\$31,183	\$3,200
		22122	MORRIS	NHP-0015 (311)	1	\$15,000	\$2,500	\$22,000	\$7,500
		22117	PASSAIC	NHP-0020 (301)	3	\$7,000	\$12,000	\$18,000	\$7,930

EXCAVATION, TEST PIT / CY									
202006M	2021Q4	21135	SUSSEX	NHP-0023 (327)	25	\$400.00	\$300.00	\$330.00	\$200.00
		21138	UNION	NHP-0027 (302)	250	\$110.00	\$250.00	\$300.00	\$100.00
	2022Q1	22101	PASSAIC	NHP-0080 (331)	20	\$250.00	\$150.00	\$150.00	\$120.00
		22427	BERGEN	100% STATE	40	\$50.00	\$50.00	\$100.00	\$100.00
	2022Q2	22122	MORRIS	NHP-0015 (311)	10	\$500.00	\$50.00	\$200.00	\$250.00
		22117	PASSAIC	NHP-0020 (301)	50	\$280.00	\$425.00	\$350.00	\$110.00
		22129	MORRIS	STBGP-FLEX-0046 (351)	50	\$500.00	\$300.00	\$175.24	\$200.00
		22128	ESSEX	NHP-D00S (591)	300	\$75.00	\$205.00		\$80.00

EXCAVATION, UNCLASSIFIED / CY									
202009P	2021Q4	21137	MORRIS	STBGP-FLEX-0046 (346)	203	\$60.50	\$35.00	\$50.00	\$80.00
		21138	UNION	NHP-0027 (302)	337	\$50.00	\$35.00	\$350.00	\$75.00
		21135	SUSSEX	NHP-0023 (327)	12,645	\$25.00	\$23.00	\$55.50	\$40.00
	2022Q1	21140	MORRIS	100% State	69	\$50.00	\$40.00	\$100.00	\$75.00
		22401	PASSAIC	STATE	70	\$2.00	\$35.00	\$30.00	\$75.00
		22101	PASSAIC	NHP-0080 (331)	98	\$60.00	\$50.00	\$100.00	\$50.00
		22402	UNION	STATE	100	\$25.00	\$5.00	\$25.00	\$75.00
		21140	MORRIS	100% State	716	\$50.00	\$40.00	\$50.00	\$80.00
		22401	PASSAIC	STATE	1,000	\$1.00	\$1.00	\$20.00	\$27.00
		22402	UNION	STATE	1,000	\$1.00	\$0.10	\$1.00	\$27.00
		22101	PASSAIC	NHP-0080 (331)	4,100	\$35.00	\$50.00	\$65.00	\$50.00
	2022Q2	22117	PASSAIC	NHP-0020 (301)	3	\$4,000	\$180	\$2,500	\$20.00
		22117	PASSAIC	NHP-0020 (301)	4	\$3,000	\$150	\$3,500	\$20.00

HISTORICAL BID PRICE LISTING
BY REGION

REGION: N

PAY ITEM	CALENDAR QUARTER	CONTRACT NUMBER	COUNTY LOCATION	PROJECT DESCRIPTION	BID QUANTITY	AWARD PRICE	SECOND BIDDER	THIRD BIDDER	ESTIMATE

EXCAVATION, UNCLASSIFIED / CY									
202009P	(cont)	22117	PASSAIC	NHP-0020 (301)	30	\$800.00	\$150.00	\$900.00	\$20.00
		22117	PASSAIC	NHP-0020 (301)	60	\$300.00	\$75.00	\$125.00	\$20.00
		22117	PASSAIC	NHP-0020 (301)	65	\$370.00	\$50.00	\$450.00	\$20.00
		22122	MORRIS	NHP-0015 (311)	677	\$150.00	\$40.00	\$100.00	\$50.00
		22123	BERGEN	STBGP-0208 (302)	915	\$48.00	\$100.00	\$122.00	\$50.00
		22123	BERGEN	STBGP-0208 (302)	1,950	\$1.00	\$55.00	\$30.00	\$50.00
		22129	MORRIS	STBGP-FLEX-0046 (351)	2,392	\$40.00	\$65.00	\$108.21	\$120.00
		22122	MORRIS	NHP-0015 (311)	2,950	\$75.00	\$60.00	\$220.00	\$55.00
		22117	PASSAIC	NHP-0020 (301)	9,207	\$56.00	\$15.00	\$45.00	\$20.00

EXCAVATION, REGULATED MATERIAL / CY									
202015P	2022Q2	22117	PASSAIC	NHP-0020 (301)	7,450	\$56.00	\$80.00	\$50.00	\$28.00

REMOVAL OF PAVEMENT / SY									
202021P	2021Q4	21138	UNION	NHP-0027 (302)	1,777	\$69.00	\$80.00	\$65.00	\$35.00
		21135	SUSSEX	NHP-0023 (327)	10,519	\$35.00	\$18.00	\$35.00	\$25.00
	2022Q1	22402	UNION	STATE	88	\$45.00	\$10.00	\$50.00	\$100.00
		21140	MORRIS	100% State	400	\$25.00	\$25.00	\$50.00	\$40.00
		22101	PASSAIC	NHP-0080 (331)	410	\$40.00	\$50.00	\$26.00	\$25.00
	2022Q2	22122	MORRIS	NHP-0015 (311)	1,514	\$45.00	\$30.00	\$22.00	\$30.00
		22123	BERGEN	STBGP-0208 (302)	1,794	\$30.00	\$75.00	\$20.00	\$10.00
		22129	MORRIS	STBGP-FLEX-0046 (351)	2,574	\$65.00	\$100.00	\$32.36	\$50.00
		22117	PASSAIC	NHP-0020 (301)	32,975	\$26.00	\$32.00	\$29.00	\$12.00

DISPOSAL OF REGULATED MATERIAL / T									
202024M	2021Q4	22434	BERGEN	N/A	75	\$143.75	\$200.00	\$200.00	\$95.00
		22418	MORRIS	N/A	80	\$50.00	\$50.00	\$50.00	\$50.00
		22412	UNION	N/A	100	\$0.01	\$50.00	\$50.00	\$70.00
		22415	BERGEN	N/A	125	\$50.00	\$0.01	\$50.00	\$70.00
	2022Q2	22117	PASSAIC	NHP-0020 (301)	13,075	\$55.00	\$43.00	\$100.00	\$22.00

HISTORICAL BID PRICE LISTING
 BY REGION

REGION: N

PAY ITEM	CALENDAR QUARTER	CONTRACT NUMBER	COUNTY LOCATION	PROJECT DESCRIPTION	BID QUANTITY	AWARD PRICE	SECOND BIDDER	THIRD BIDDER	ESTIMATE
SUBSOIL SCARIFICATION / SY									
202050M	2021Q4	21135	SUSSEX	NHP-0023 (327)	833	\$2.00	\$5.00	\$2.00	\$5.00
EXCAVATION, VERTICAL TEST HOLE / U									
202051M	2021Q4	21138	UNION	NHP-0027 (302)	15	\$1,100	\$1,050	\$1,300	\$500.00

HISTORICAL BID PRICE LISTING
BY REGION

REGION: N

PAY ITEM	CALENDAR QUARTER	CONTRACT NUMBER	COUNTY LOCATION	PROJECT DESCRIPTION	BID QUANTITY	AWARD PRICE	SECOND BIDDER	THIRD BIDDER	ESTIMATE

BREAKING PAVEMENT / SY									
203003P	2022Q2	22122	MORRIS	NHP-0015(311)	1,131	\$20.00	\$5.00	\$8.00	\$3.00

I-7 SOIL AGGREGATE / CY									
203006P	2021Q4	21137	MORRIS	STBGP-FLEX-0046(346)	21	\$63.75	\$30.00	\$75.00	\$60.00

I-8 SOIL AGGREGATE / CY									
203007P	2021Q4	21135	SUSSEX	NHP-0023(327)	600	\$60.00	\$68.00	\$54.00	\$80.00

I-9 SOIL AGGREGATE / CY									
203009P	2022Q1	22101 21140	PASSAIC MORRIS	NHP-0080(331) 100% State	30 560	\$50.00 \$115.00	\$75.00 \$80.00	\$85.00 \$80.00	\$100.00 \$100.00

I-10 SOIL AGGREGATE / CY									
203012P	2022Q2	22117	PASSAIC	NHP-0020(301)	50	\$300.00	\$90.00	\$150.00	\$65.00

I-14 SOIL AGGREGATE / CY									
203021P	2021Q4	21138	UNION	NHP-0027(302)	260	\$45.00	\$150.00	\$50.00	\$50.00
	2022Q1	22401	PASSAIC	STATE	34	\$10.00	\$25.00	\$80.00	\$75.00
	2022Q2	22129 22117	MORRIS PASSAIC	STBGP-FLEX-0046(351) NHP-0020(301)	57 6,383	\$130.00 \$1.00	\$40.00 \$0.01	\$100.11 \$59.00	\$45.00 \$20.00

GEOTEXTILE / SY									
203040M	2022Q1	22401 22402	PASSAIC UNION	STATE STATE	500 500	\$1.00 \$1.00	\$1.00 \$0.15	\$1.00 \$1.00	\$2.20 \$2.20

HISTORICAL BID PRICE LISTING
 BY REGION

REGION: N

PAY ITEM	CALENDAR QUARTER	CONTRACT NUMBER	COUNTY LOCATION	PROJECT DESCRIPTION	BID QUANTITY	AWARD PRICE	SECOND BIDDER	THIRD BIDDER	ESTIMATE

GEOTEXTILE / SY									
203040M	2022Q2	22117	PASSAIC	NHP-0020 (301)	17,275	\$3.00	\$2.25	\$3.00	\$1.00

GEOTEXTILE, ROADWAY STABILIZATION / SY									
203041P	2021Q4	21138	UNION	NHP-0027 (302)	250	\$5.00	\$30.00	\$1.00	\$5.00
		21135	SUSSEX	NHP-0023 (327)	3,050	\$3.00	\$3.00	\$0.01	\$5.00
	2022Q2	22123	BERGEN	STBGP-0208 (302)	1,318	\$5.00	\$5.00	\$2.50	\$4.00

CONTROLLED LOW STRENGTH MATERIAL / CY									
203050M	2022Q2	22123	BERGEN	STBGP-0208 (302)	140	\$1.00	\$250.00	\$250.00	\$220.00

FLOWABLE CONCRETE FILL / CY									
203054M	2022Q2	22117	PASSAIC	NHP-0020 (301)	112	\$300.00	\$235.00	\$480.00	\$275.00

LIGHTWEIGHT SOIL AGGREGATE / CY									
203056P	2022Q2	22122	MORRIS	NHP-0015 (311)	2,200	\$150.00	\$120.00	\$120.00	\$90.00

HISTORICAL BID PRICE LISTING
 BY REGION

REGION: N

PAY ITEM ----- SUBBASE / CY	CALENDAR QUARTER	CONTRACT NUMBER	COUNTY LOCATION	PROJECT DESCRIPTION	BID QUANTITY	AWARD PRICE	SECOND BIDDER	THIRD BIDDER	ESTIMATE
-----	-----	-----	-----	-----	-----	-----	-----	-----	-----
301006P	2021Q4	21135	SUSSEX	NHP-0023 (327)	3,458	\$50.00	\$55.00	\$65.00	\$50.00
	2022Q1	21140	MORRIS	100% State	20	\$100.00	\$75.00	\$200.00	\$140.00
		22101	PASSAIC	NHP-0080 (331)	123	\$80.00	\$150.00	\$125.00	\$80.00
	2022Q2	22123	BERGEN	STBGP-0208 (302)	220	\$95.00	\$165.00	\$100.00	\$65.00

HISTORICAL BID PRICE LISTING
BY REGION

REGION: N

PAY ITEM	CALENDAR QUARTER	CONTRACT NUMBER	COUNTY LOCATION	PROJECT DESCRIPTION	BID QUANTITY	AWARD PRICE	SECOND BIDDER	THIRD BIDDER	ESTIMATE
DENSE-GRADED AGGREGATE BASE COURSE, 4" T / SY									
302033P	2021Q4	21137	MORRIS	STBGP-FLEX-0046 (346)	31	\$53.25	\$25.00	\$25.00	\$50.00
		21135	SUSSEX	NHP-0023 (327)	2,039	\$7.00	\$7.00	\$8.00	\$10.00
	2022Q2	22129	MORRIS	STBGP-FLEX-0046 (351)	2,401	\$18.00	\$25.00	\$19.18	\$30.00
DENSE-GRADED AGGREGATE BASE COURSE, 6" T / SY									
302036P	2021Q4	21138	UNION	NHP-0027 (302)	1,101	\$7.00	\$35.00	\$65.00	\$15.00
		21135	SUSSEX	NHP-0023 (327)	1,159	\$0.01	\$8.00	\$17.00	\$15.00
	2022Q2	22117	PASSAIC	NHP-0020 (301)	11,955	\$8.50	\$20.00	\$13.00	\$10.00
DENSE-GRADED AGGREGATE BASE COURSE, 8" T / SY									
302042P	2021Q4	21135	SUSSEX	NHP-0023 (327)	10,709	\$8.00	\$9.00	\$12.50	\$18.00
	2022Q1	22101	PASSAIC	NHP-0080 (331)	289	\$35.00	\$20.00	\$22.00	\$30.00
		21140	MORRIS	100% State	440	\$20.00	\$15.00	\$15.00	\$17.00
2022Q2	22129	MORRIS	STBGP-FLEX-0046 (351)	868	\$35.00	\$40.00	\$24.41	\$40.00	
	22123	BERGEN	STBGP-0208 (302)	1,372	\$21.00	\$35.00	\$30.00	\$15.00	
DENSE-GRADED AGGREGATE BASE COURSE, 12" / SY									
302048P	2022Q2	22122	MORRIS	NHP-0015 (311)	1,358	\$35.00	\$20.00	\$25.00	\$25.00
		22117	PASSAIC	NHP-0020 (301)	22,996	\$12.00	\$14.50	\$16.00	\$18.00
DENSE-GRADED AGGREGATE BASE COURSE, VARI / CY									
302051P	2021Q3	21108	MORRIS	NHP-0206 (331)	12	\$550.00			\$66.00
		21133	BERGEN	NHP 0208 (301)	20	\$35.00	\$50.00	\$100.00	\$65.00
	2021Q4	21138	UNION	NHP-0027 (302)	100	\$45.00	\$205.00	\$50.00	\$55.00
	2022Q1	21139	MORRIS	NHP-0015 (310)	61	\$300.00			\$40.00

HISTORICAL BID PRICE LISTING
BY REGION

REGION: N

PAY ITEM	CALENDAR QUARTER	CONTRACT NUMBER	COUNTY LOCATION	PROJECT DESCRIPTION	BID QUANTITY	AWARD PRICE	SECOND BIDDER	THIRD BIDDER	ESTIMATE
DENSE-GRADED AGGREGATE BASE COURSE, VARI / CY									
302051P	(cont)	22401	PASSAIC	STATE	100	\$5.00	\$30.00	\$42.00	\$65.00
		22402	UNION	STATE	100	\$35.00	\$5.00	\$30.00	\$65.00
		22401	PASSAIC	STATE	350	\$2.00	\$10.00	\$60.00	\$44.00
		22402	UNION	STATE	350	\$10.00	\$1.00	\$20.00	\$44.00
	2022Q2	22115	ESSEX	NHP-0021 (353)	12	\$100.00	\$81.08	\$35.00	\$325.00
		22129	MORRIS	STBGP-FLEX-0046 (351)	254	\$130.00	\$10.00	\$92.57	\$55.00
		22117	PASSAIC	NHP-0020 (301)	270	\$50.00	\$70.00	\$75.00	\$35.00
		22122	MORRIS	NHP-0015 (311)	299	\$100.00	\$60.00	\$100.00	\$40.00

COARSE GRADE AGGREGATE, SIZE NO. 4 / CY									
302053P	2021Q4	21135	SUSSEX	NHP-0023 (327)	300	\$50.00	\$65.00	\$95.00	\$40.00

COARSE AGGREGATE, SIZE NO. 57 / CY									
302060P	2021Q4	21135	SUSSEX	NHP-0023 (327)	500	\$0.01	\$65.00	\$45.00	\$50.00
	2022Q1	21140	MORRIS	100% State	48	\$107.00	\$60.00	\$60.00	\$90.00
		22401	PASSAIC	STATE	125	\$5.00	\$10.00	\$70.00	\$81.00
		22402	UNION	STATE	125	\$10.00	\$1.00	\$20.00	\$81.00
		22101	PASSAIC	NHP-0080 (331)	2,285	\$55.00	\$60.00	\$80.00	\$61.00
	2022Q2	22117	PASSAIC	NHP-0020 (301)	2	\$40.00	\$331.00	\$240.00	\$205.00
		22117	PASSAIC	NHP-0020 (301)	22	\$40.00	\$72.00	\$240.00	\$70.00
		22122	MORRIS	NHP-0015 (311)	30	\$100.00	\$60.00	\$100.00	\$60.00
		22123	BERGEN	STBGP-0208 (302)	45	\$100.00	\$250.00	\$95.00	\$55.00

HISTORICAL BID PRICE LISTING
 BY REGION

REGION: N

PAY ITEM	CALENDAR CONTRACT QUARTER NUMBER	COUNTY LOCATION	PROJECT DESCRIPTION	BID QUANTITY	AWARD PRICE	SECOND BIDDER	THIRD BIDDER	ESTIMATE
-----	-----	-----	-----	-----	-----	-----	-----	-----
CONCRETE BASE COURSE, 8" THICK / SY								
304003P	2021Q4 21135	SUSSEX	NHP-0023(327)	1,176	\$115.00	\$100.00	\$70.00	\$100.00

HISTORICAL BID PRICE LISTING
BY REGION

REGION: N

PAY ITEM	CALENDAR QUARTER	CONTRACT NUMBER	COUNTY LOCATION	PROJECT DESCRIPTION	BID QUANTITY	AWARD PRICE	SECOND BIDDER	THIRD BIDDER	ESTIMATE

HMA MILLING, 3" OR LESS / SY									
401009P	2021Q3	21129	MORRIS	NHP-0080 (330)	1,938	\$15.95	\$12.25	\$20.00	\$15.00
		21133	BERGEN	NHP 0208 (301)	6,068	\$9.50	\$6.75	\$10.90	\$12.50
	2021Q4	21137	MORRIS	STBGP-FLEX-0046 (346)	24	\$162.50	\$25.00	\$50.00	\$20.00
		21135	SUSSEX	NHP-0023 (327)	9,898	\$5.00	\$7.50	\$8.00	\$7.00
		21138	UNION	NHP-0027 (302)	242,111	\$4.15	\$6.25	\$6.00	\$4.00
	2022Q1	22101	PASSAIC	NHP-0080 (331)	729	\$15.00	\$25.00	\$27.00	\$10.00
		21139	MORRIS	NHP-0015 (310)	2,986	\$20.00			\$16.00
		21140	MORRIS	100% State	15,662	\$7.00	\$5.50	\$9.00	\$7.00
		22102	UNION	NHP-0022 (350)	45,601	\$4.60	\$5.35	\$3.61	\$10.00
		22402	UNION	STATE	137,133	\$3.60	\$3.90	\$3.85	\$3.50
		22401	PASSAIC	STATE	185,000	\$2.60	\$1.00	\$4.00	\$3.50
		22402	UNION	STATE	185,000	\$1.00	\$1.00	\$1.00	\$3.50
		22401	PASSAIC	STATE	257,717	\$3.25	\$4.08	\$5.00	\$3.50
	2022Q2	22129	MORRIS	STBGP-FLEX-0046 (351)	6,042	\$9.50	\$15.60	\$13.94	\$12.00
		22122	MORRIS	NHP-0015 (311)	7,369	\$7.00	\$7.00	\$7.50	\$10.00
		22123	BERGEN	STBGP-0208 (302)	22,217	\$5.75	\$7.00	\$6.50	\$8.00
		22115	ESSEX	NHP-0021 (353)	58,800	\$3.70	\$6.29	\$5.20	\$6.00
		22117	PASSAIC	NHP-0020 (301)	168,333	\$8.00	\$9.00	\$14.00	\$4.00
		22110	BERGEN	NHP-0017 (307)	173,920	\$3.25	\$2.60	\$4.85	\$10.00

HMA MILLING, MORE THAN 3" TO 6" / SY									
401012P	2021Q4	21135	SUSSEX	NHP-0023 (327)	53	\$6.00	\$10.00	\$50.00	\$10.00
		2022Q1	22401	PASSAIC	STATE	18,500	\$0.50	\$0.01	\$7.00
22402	UNION		STATE	18,500	\$0.10	\$0.10	\$1.00	\$2.00	
	2022Q2	22122	MORRIS	NHP-0015 (311)	60	\$10.00	\$9.00	\$66.00	\$45.00
		22123	BERGEN	STBGP-0208 (302)	1,701	\$8.00	\$9.50	\$9.00	\$10.00

HMA MILLING, MORE THAN 6" TO 9" / SY									
401014P	2022Q2	22122	MORRIS	NHP-0015 (311)	38	\$11.00	\$12.00	\$26.00	\$55.00

HISTORICAL BID PRICE LISTING
BY REGION

REGION: N

PAY ITEM	CALENDAR QUARTER	CONTRACT NUMBER	COUNTY LOCATION	PROJECT DESCRIPTION	BID QUANTITY	AWARD PRICE	SECOND BIDDER	THIRD BIDDER	ESTIMATE

CONCRETE MILLING / SY									
401015P	2021Q4	21138	UNION	NHP-0027 (302)	1,500	\$6.00	\$5.25	\$9.00	\$6.00
	2022Q1	22402	UNION	STATE	100	\$1.00	\$10.00	\$3.85	\$10.00
		22401	PASSAIC	STATE	2,000	\$10.25	\$1.00	\$4.25	\$8.80
		22402	UNION	STATE	2,000	\$1.00	\$10.25	\$1.00	\$8.80
	2022Q2	22117	PASSAIC	NHP-0020 (301)	17,000	\$1.00	\$6.75	\$21.00	\$1.00

MICRO-MILLING / SY									
401017P	2021Q3	21108	MORRIS	NHP-0206 (331)	3,000	\$19.60			\$10.00
		21129	MORRIS	NHP-0080 (330)	27,780	\$7.50	\$6.90	\$10.00	\$10.00
		21133	BERGEN	NHP 0208 (301)	206,505	\$3.80	\$3.70	\$5.75	\$11.30
	2022Q1	21139	MORRIS	NHP-0015 (310)	1,798	\$21.00			\$17.00
	2022Q2	22115	ESSEX	NHP-0021 (353)	100,100	\$6.15	\$5.00	\$7.60	\$6.00

HOT MIX ASPHALT PAVEMENT REPAIR / SY									
401021M	2021Q3	21108	MORRIS	NHP-0206 (331)	250	\$195.00			\$100.00
		21133	BERGEN	NHP 0208 (301)	500	\$50.00	\$10.00	\$51.00	\$115.00
	2021Q4	21137	MORRIS	STBGP-FLEX-0046 (346)	100	\$12.50	\$150.00	\$150.00	\$130.00
		21138	UNION	NHP-0027 (302)	1,000	\$35.00	\$78.00	\$0.01	\$70.00
		21135	SUSSEX	NHP-0023 (327)	1,500	\$0.01	\$0.01	\$26.00	\$60.00
	2022Q1	22101	PASSAIC	NHP-0080 (331)	50	\$20.00	\$50.00	\$50.00	\$80.00
		22402	UNION	STATE	100	\$75.00	\$1.00	\$75.00	\$100.00
		22401	PASSAIC	STATE	357	\$1.00	\$95.00	\$45.00	\$50.00
		22401	PASSAIC	STATE	1,500	\$10.00	\$10.00	\$73.00	\$55.00
		22402	UNION	STATE	1,500	\$10.00	\$5.00	\$25.00	\$55.00
	2022Q2	22129	MORRIS	STBGP-FLEX-0046 (351)	100	\$100.00	\$99.00	\$338.81	\$125.00
		22115	ESSEX	NHP-0021 (353)	300	\$80.00	\$332.71	\$75.00	\$60.00
		22110	BERGEN	NHP-0017 (307)	450	\$50.00	\$80.00	\$10.00	\$85.00

HISTORICAL BID PRICE LISTING
BY REGION

REGION: N

PAY ITEM	CALENDAR QUARTER	CONTRACT NUMBER	COUNTY LOCATION	PROJECT DESCRIPTION	BID QUANTITY	AWARD PRICE	SECOND BIDDER	THIRD BIDDER	ESTIMATE
HOT MIX ASPHALT PAVEMENT REPAIR / SY									
401021M	(cont)	22117	PASSAIC	NHP-0020 (301)	4,600	\$1.00	\$27.00	\$80.00	\$40.00

SEALING OF CRACKS IN HOT MIX ASPHALT SUR / LF									
401024M	2021Q3	21133	BERGEN	NHP 0208 (301)	1,000	\$2.00	\$1.00	\$3.00	\$2.00
		21108	MORRIS	NHP-0206 (331)	2,000	\$3.90			\$3.00
	2022Q1	21139	MORRIS	NHP-0015 (310)	1,500	\$3.50			\$2.00
		22401	PASSAIC	STATE	2,250	\$0.20	\$0.01	\$3.00	\$1.10
		22402	UNION	STATE	2,250	\$0.01	\$0.01	\$0.85	\$1.10
	2022Q2	22115	ESSEX	NHP-0021 (353)	1,000	\$1.00	\$3.50	\$2.50	\$3.00

POLYMERIZED JOINT ADHESIVE / LF									
401027M	2021Q3	21133	BERGEN	NHP 0208 (301)	5,500	\$1.50	\$1.30	\$1.00	\$1.00
		21129	MORRIS	NHP-0080 (330)	152,422	\$0.35	\$0.35	\$0.75	\$1.00
	2021Q4	21137	MORRIS	STBGP-FLEX-0046 (346)	243	\$6.75	\$1.00	\$10.00	\$2.00
		21135	SUSSEX	NHP-0023 (327)	20,630	\$0.50	\$0.75	\$0.65	\$1.00
		21138	UNION	NHP-0027 (302)	145,000	\$0.35	\$0.70	\$0.45	\$1.00
	2022Q1	22101	PASSAIC	NHP-0080 (331)	1,393	\$1.00	\$2.50	\$2.50	\$2.00
		21140	MORRIS	100% State	10,000	\$0.50	\$0.50	\$1.00	\$2.00
		22102	UNION	NHP-0022 (350)	22,500	\$1.12	\$0.45	\$0.45	\$1.00
		21139	MORRIS	NHP-0015 (310)	70,000	\$0.01			\$0.80
		22402	UNION	STATE	178,531	\$0.01	\$0.01	\$0.22	\$0.50
		22401	PASSAIC	STATE	200,000	\$0.33	\$0.01	\$0.42	\$0.42
		22402	UNION	STATE	200,000	\$0.01	\$0.01	\$0.01	\$0.42
		22401	PASSAIC	STATE	253,000	\$0.01	\$0.34	\$0.36	\$0.40
	2022Q2	22129	MORRIS	STBGP-FLEX-0046 (351)	2,533	\$1.00	\$1.25	\$3.66	\$1.00
		22122	MORRIS	NHP-0015 (311)	5,665	\$0.01	\$0.10	\$0.77	\$2.00
		22123	BERGEN	STBGP-0208 (302)	8,300	\$1.00	\$0.10	\$1.00	\$1.00
		22110	BERGEN	NHP-0017 (307)	138,150	\$0.36	\$0.15	\$0.25	\$1.00
		22117	PASSAIC	NHP-0020 (301)	175,000	\$0.75	\$0.70	\$0.75	\$0.50

HISTORICAL BID PRICE LISTING
BY REGION

REGION: N

PAY ITEM	CALENDAR QUARTER	CONTRACT NUMBER	COUNTY LOCATION	PROJECT DESCRIPTION	BID QUANTITY	AWARD PRICE	SECOND BIDDER	THIRD BIDDER	ESTIMATE
POLYMERIZED JOINT ADHESIVE / LF									
401027M	(cont)	22115	ESSEX	NHP-0021 (353)	255,000	\$0.50	\$0.29	\$0.35	\$1.00

TACK COAT / GAL									
401030M	2021Q3	21133	BERGEN	NHP 0208 (301)	3,500	\$2.98	\$7.25	\$8.00	\$1.00
		21108	MORRIS	NHP-0206 (331)	34,700	\$3.10			\$1.50
		21129	MORRIS	NHP-0080 (330)	35,850	\$5.00	\$3.15	\$4.50	\$3.00
	2021Q4	21137	MORRIS	STBGP-FLEX-0046 (346)	4	\$12.50	\$0.01	\$20.00	\$10.00
		21135	SUSSEX	NHP-0023 (327)	3,830	\$0.01	\$5.00	\$1.20	\$1.00
		21138	UNION	NHP-0027 (302)	18,000	\$0.01	\$3.15	\$0.01	\$1.00
	2022Q1	22101	PASSAIC	NHP-0080 (331)	68	\$1.00	\$9.00	\$15.00	\$2.00
		21140	MORRIS	100% State	170	\$10.00	\$10.00	\$10.00	\$5.00
		22102	UNION	NHP-0022 (350)	7,525	\$0.01	\$0.01	\$0.01	\$1.00
		22402	UNION	STATE	20,570	\$0.01	\$0.01	\$0.01	\$1.00
		21139	MORRIS	NHP-0015 (310)	21,500	\$3.15			\$1.00
		22401	PASSAIC	STATE	35,000	\$0.01	\$0.01	\$2.50	\$1.10
		22402	UNION	STATE	35,000	\$0.01	\$0.01	\$0.01	\$1.10
		22401	PASSAIC	STATE	38,574	\$0.01	\$0.01	\$2.00	\$1.00
	2022Q2	22129	MORRIS	STBGP-FLEX-0046 (351)	187	\$4.25	\$8.00	\$5.52	\$5.00
		22122	MORRIS	NHP-0015 (311)	1,100	\$9.00	\$8.00	\$5.00	\$3.00
		22123	BERGEN	STBGP-0208 (302)	6,920	\$0.01	\$1.00	\$1.00	\$3.00
		22115	ESSEX	NHP-0021 (353)	9,700	\$0.01	\$0.01	\$0.01	\$1.00
		22110	BERGEN	NHP-0017 (307)	28,900	\$0.01	\$0.01	\$0.01	\$2.50
		22117	PASSAIC	NHP-0020 (301)	55,000	\$0.01	\$4.00	\$10.00	\$0.50

PRIME COAT / GAL									
401036M	2021Q4	21138	UNION	NHP-0027 (302)	200	\$0.01	\$0.01	\$0.01	\$1.00
		21135	SUSSEX	NHP-0023 (327)	6,000	\$0.01	\$0.01	\$0.01	\$1.00
	2022Q1	22101	PASSAIC	NHP-0080 (331)	20	\$1.00	\$0.01	\$0.01	\$1.00
		21140	MORRIS	100% State	280	\$0.10	\$1.00	\$1.00	\$2.00
	2022Q2	22129	MORRIS	STBGP-FLEX-0046 (351)	667	\$0.01	\$0.01	\$7.44	\$3.00

HISTORICAL BID PRICE LISTING
BY REGION

REGION: N

PAY ITEM	CALENDAR QUARTER	CONTRACT NUMBER	COUNTY LOCATION	PROJECT DESCRIPTION	BID QUANTITY	AWARD PRICE	SECOND BIDDER	THIRD BIDDER	ESTIMATE
PRIME COAT / GAL									
401036M	(cont)	22122	MORRIS	NHP-0015(311)	770	\$0.01	\$0.10	\$0.02	\$3.00
		22117	PASSAIC	NHP-0020(301)	12,000	\$0.01	\$0.01	\$0.01	\$0.50

HOT MIX ASPHALT 9.5 M 64 SURFACE COURSE / T									
401042M	2021Q4	21137	MORRIS	STBGP-FLEX-0046(346)	17	\$250.00	\$400.00	\$450.00	\$200.00
	2022Q1	22401	PASSAIC	STATE	2,000	\$97.50	\$116.50	\$93.00	\$92.00
		22402	UNION	STATE	2,000	\$124.40	\$93.50	\$123.00	\$92.00
		22402	UNION	STATE	16,487	\$97.00	\$105.25	\$95.75	\$94.00
	2022Q2	22129	MORRIS	STBGP-FLEX-0046(351)	50	\$165.00	\$155.00	\$333.19	\$140.00

HOT MIX ASPHALT 9.5 ME SURFACE COURSE / T									
401049M	2021Q3	21133	BERGEN	NHP 0208(301)	1,155	\$125.30	\$119.40	\$183.00	\$117.00
	2022Q1	22101	PASSAIC	NHP-0080(331)	117	\$120.00	\$350.00	\$275.00	\$150.00
		22401	PASSAIC	STATE	2,000	\$107.00	\$124.50	\$100.00	\$90.00
		22402	UNION	STATE	2,000	\$131.50	\$95.40	\$140.00	\$90.00
	2022Q2	22129	MORRIS	STBGP-FLEX-0046(351)	1,628	\$165.00	\$155.00	\$175.22	\$160.00

HOT MIX ASPHALT 12.5 M 64 SURFACE COURSE / T									
401054M	2021Q3	21129	MORRIS	NHP-0080(330)	225	\$200.00	\$173.90	\$250.00	\$200.00
	2022Q1	21139	MORRIS	NHP-0015(310)	1	\$1,000			\$150.00
		21140	MORRIS	100% State	3,020	\$125.00	\$90.00	\$110.00	\$100.00
		22401	PASSAIC	STATE	4,000	\$114.20	\$116.50	\$93.00	\$80.00
		22402	UNION	STATE	4,000	\$124.40	\$119.95	\$123.00	\$80.00
		22401	PASSAIC	STATE	11,935	\$91.05	\$93.57	\$98.00	\$96.00
	2022Q2	22122	MORRIS	NHP-0015(311)	238	\$150.00	\$140.00	\$162.00	\$180.00
		22123	BERGEN	STBGP-0208(302)	1,792	\$90.00	\$145.00	\$135.00	\$100.00

HISTORICAL BID PRICE LISTING
BY REGION

REGION: N

PAY ITEM	CALENDAR QUARTER	CONTRACT NUMBER	COUNTY LOCATION	PROJECT DESCRIPTION	BID QUANTITY	AWARD PRICE	SECOND BIDDER	THIRD BIDDER	ESTIMATE
HOT MIX ASPHALT 12.5 M 64 SURFACE COURSE / T									
401054M	(cont)	22110	BERGEN	NHP-0017 (307)	5,472	\$111.15	\$134.80	\$112.50	\$105.00
		22117	PASSAIC	NHP-0020 (301)	6,201	\$150.00	\$130.00	\$175.00	\$95.00
		22115	ESSEX	NHP-0021 (353)	7,700	\$105.45	\$127.17	\$122.00	\$95.00

HMA 12.5 M E SURFACE COURSE / T									
401061M	2021Q4	21135	SUSSEX	NHP-0023 (327)	4,654	\$95.00	\$105.00	\$115.00	\$95.00
		21138	UNION	NHP-0027 (302)	38,529	\$116.00	\$127.00	\$125.00	\$90.00
	2022Q1	22102	UNION	NHP-0022 (350)	225	\$118.65	\$138.00	\$120.50	\$180.00
		21139	MORRIS	NHP-0015 (310)	518	\$251.70			\$130.00
		22401	PASSAIC	STATE	4,000	\$121.05	\$124.50	\$100.00	\$84.00
		22402	UNION	STATE	4,000	\$131.50	\$129.85	\$140.00	\$84.00
		22401	PASSAIC	STATE	11,918	\$96.60	\$96.60	\$98.00	\$94.00
	2022Q2	22122	MORRIS	NHP-0015 (311)	1,261	\$150.00	\$160.00	\$141.00	\$160.00
		22123	BERGEN	STBGP-0208 (302)	2,680	\$98.00	\$150.00	\$130.00	\$140.00

HOT MIX ASPHALT 12.5 M 64 INTERMEDIATE C / T									
401072M	2022Q1	22101	PASSAIC	NHP-0080 (331)	26	\$120.00	\$200.00	\$215.00	\$250.00
		21140	MORRIS	100% State	313	\$125.00	\$176.00	\$130.00	\$120.00
		22401	PASSAIC	STATE	1,000	\$99.20	\$95.00	\$92.00	\$79.00
		22402	UNION	STATE	1,000	\$95.00	\$96.35	\$115.00	\$79.00
	2022Q2	22129	MORRIS	STBGP-FLEX-0046 (351)	405	\$135.00	\$140.00	\$238.52	\$170.00
		22122	MORRIS	NHP-0015 (311)	502	\$150.00	\$140.00	\$146.00	\$145.00

HMA 9.5 M E INTERMEDIATE COURSE / T									
401073M	2022Q1	22102	UNION	NHP-0022 (350)	4,148	\$118.65	\$105.00	\$120.50	\$85.00

HMA 12.5 M E INTERMEDIATE COURSE / T									
401079M	2021Q4	21138	UNION	NHP-0027 (302)	213	\$97.00	\$130.00	\$125.00	\$100.00

HISTORICAL BID PRICE LISTING
BY REGION

REGION: N

PAY ITEM	CALENDAR QUARTER	CONTRACT NUMBER	COUNTY LOCATION	PROJECT DESCRIPTION	BID QUANTITY	AWARD PRICE	SECOND BIDDER	THIRD BIDDER	ESTIMATE

HMA 12.5 M E INTERMEDIATE COURSE / T									
401079M	2022Q1	22101	PASSAIC	NHP-0080 (331)	17	\$120.00	\$210.00	\$275.00	\$250.00
	2022Q2	22123	BERGEN	STBGP-0208 (302)	175	\$98.00	\$250.00	\$130.00	\$120.00
		22117	PASSAIC	NHP-0020 (301)	3,926	\$110.00	\$145.00	\$175.00	\$105.00

HOT MIX ASPHALT 19 M 64 INTERMEDIATE COU / T									
401084M	2021Q4	21135	SUSSEX	NHP-0023 (327)	7,159	\$95.00	\$81.00	\$102.00	\$100.00

HOT MIX ASPHALT 25 M 64 BASE COURSE / T									
401099M	2021Q4	21138	UNION	NHP-0027 (302)	409	\$91.00	\$130.00	\$175.00	\$100.00
		21135	SUSSEX	NHP-0023 (327)	7,398	\$95.00	\$80.00	\$101.00	\$100.00
	2022Q1	22101	PASSAIC	NHP-0080 (331)	99	\$100.00	\$225.00	\$180.00	\$150.00
		21140	MORRIS	100% State	107	\$300.00	\$276.00	\$300.00	\$140.00
		22401	PASSAIC	STATE	500	\$85.00	\$95.00	\$92.00	\$75.00
		22402	UNION	STATE	500	\$85.00	\$91.10	\$130.00	\$75.00
	2022Q2	22123	BERGEN	STBGP-0208 (302)	690	\$140.00	\$245.00	\$250.00	\$90.00
		22129	MORRIS	STBGP-FLEX-0046 (351)	703	\$135.00	\$115.00	\$236.46	\$220.00
		22122	MORRIS	NHP-0015 (311)	2,837	\$135.00	\$160.00	\$118.00	\$95.00
		22117	PASSAIC	NHP-0020 (301)	15,950	\$92.00	\$133.00	\$130.00	\$68.00

HISTORICAL BID PRICE LISTING
BY REGION

REGION: N

PAY ITEM	CALENDAR QUARTER	CONTRACT NUMBER	COUNTY LOCATION	PROJECT DESCRIPTION	BID QUANTITY	AWARD PRICE	SECOND BIDDER	THIRD BIDDER	ESTIMATE
CORE SAMPLES, HOT MIX ASPHALT / U									
401108M	2021Q3	21129	MORRIS	NHP-0080 (330)	75	\$120.00	\$125.00	\$200.00	\$109.09
		21133	BERGEN	NHP 0208 (301)	120	\$1.00	\$1.00	\$80.00	\$80.00
	2021Q4	21137	MORRIS	STBGP-FLEX-0046 (346)	10	\$125.00	\$0.01	\$0.01	\$400.00
		21138	UNION	NHP-0027 (302)	185	\$125.00	\$160.00	\$150.00	\$125.00
		21135	SUSSEX	NHP-0023 (327)	235	\$150.00	\$250.00	\$250.00	\$120.00
	2022Q1	21140	MORRIS	100% State	20	\$50.00	\$150.00	\$500.00	\$200.00
		22102	UNION	NHP-0022 (350)	42	\$125.00	\$5.00	\$150.00	\$105.00
		22402	UNION	STATE	75	\$95.00	\$135.00	\$115.00	\$110.00
		22401	PASSAIC	STATE	130	\$120.00	\$95.00	\$105.00	\$85.00
		22401	PASSAIC	STATE	250	\$1.00	\$95.00	\$102.00	\$100.00
		22402	UNION	STATE	250	\$95.00	\$1.00	\$0.01	\$100.00
	2022Q2	22129	MORRIS	STBGP-FLEX-0046 (351)	15	\$300.00	\$225.00	\$324.91	\$158.00
		22122	MORRIS	NHP-0015 (311)	25	\$110.00	\$300.00	\$110.00	\$150.00
		22123	BERGEN	STBGP-0208 (302)	25	\$300.00	\$385.00	\$325.00	\$100.00
		22110	BERGEN	NHP-0017 (307)	115	\$125.00	\$300.00	\$115.00	\$150.00
		22115	ESSEX	NHP-0021 (353)	140	\$125.00	\$75.00	\$95.00	\$135.00
		22117	PASSAIC	NHP-0020 (301)	250	\$250.00	\$140.00	\$300.00	\$95.00

HMA LONGITUDINAL JOINT REPAIR / SY									
401113M	2021Q3	21108	MORRIS	NHP-0206 (331)	250	\$180.00			\$50.00
		21133	BERGEN	NHP 0208 (301)	6,780	\$10.00	\$3.00	\$25.00	\$22.00
	2022Q1	21139	MORRIS	NHP-0015 (310)	500	\$80.00			\$75.00

HISTORICAL BID PRICE LISTING
 BY REGION

REGION: N

PAY ITEM	CALENDAR QUARTER	CONTRACT NUMBER	COUNTY LOCATION	PROJECT DESCRIPTION	BID QUANTITY	AWARD PRICE	SECOND BIDDER	THIRD BIDDER	ESTIMATE
ULTRA-THIN FRICTION COURSE / T									
403003M	2021Q3	21133	BERGEN	NHP 0208 (301)	26,951	\$179.00	\$156.85	\$168.00	\$160.00
POLYMER MODIFIED TACK COAT / GAL									
403005M	2021Q3	21133	BERGEN	NHP 0208 (301)	159,159	\$0.01	\$5.90	\$6.15	\$5.00
	2022Q1	22102	UNION	NHP-0022 (350)	7,525	\$0.01	\$5.50	\$5.48	\$6.00
	2022Q2	22115	ESSEX	NHP-0021 (353)	95,500	\$0.10	\$0.01	\$6.60	\$5.00

HISTORICAL BID PRICE LISTING
 BY REGION

REGION: N

PAY ITEM	CALENDAR QUARTER	CONTRACT NUMBER	COUNTY LOCATION	PROJECT DESCRIPTION	BID QUANTITY	AWARD PRICE	SECOND BIDDER	THIRD BIDDER	ESTIMATE
STONE MATRIX ASPHALT 12.5 MM SURFACE COU / T									
404006M	2022Q1	22101	PASSAIC	NHP-0080 (331)	11	\$180.00	\$210.00	\$290.00	\$300.00
		22401	PASSAIC	STATE	1,500	\$128.55	\$155.50	\$127.00	\$120.00
		22402	UNION	STATE	1,500	\$163.75	\$137.25	\$160.00	\$120.00
	2022Q2	22401	PASSAIC	STATE	7,145	\$134.60	\$125.05	\$118.00	\$120.00
		22110	BERGEN	NHP-0017 (307)	16,622	\$145.00	\$172.65	\$147.00	\$135.00
		22117	PASSAIC	NHP-0020 (301)	20,436	\$155.00	\$165.00	\$220.00	\$108.00

HISTORICAL BID PRICE LISTING
 BY REGION

REGION: N

PAY ITEM -----	CALENDAR CONTRACT QUARTER NUMBER -----	COUNTY LOCATION -----	PROJECT DESCRIPTION -----	BID QUANTITY -----	AWARD PRICE -----	SECOND BIDDER -----	THIRD BIDDER -----	ESTIMATE -----
UNDERLAYER PREPARATION / SY								
405003P	2021Q4 21135	SUSSEX	NHP-0023(327)	1,176	\$4.00	\$1.00	\$0.85	\$10.00

HISTORICAL BID PRICE LISTING
 BY REGION

REGION: N

PAY ITEM -----	CALENDAR CONTRACT QUARTER NUMBER -----	COUNTY LOCATION -----	PROJECT DESCRIPTION -----	BID QUANTITY -----	AWARD PRICE -----	SECOND BIDDER -----	THIRD BIDDER -----	ESTIMATE -----
HIGH PERFORMANCE THIN OVERLAY / T								
406005M	2021Q3 21129	MORRIS	NHP-0080 (330)	14,663	\$150.75	\$143.65	\$155.00	\$125.00
	2022Q1 22102	UNION	NHP-0022 (350)	2,770	\$156.00	\$153.00	\$190.00	\$153.00
	2022Q2 22115	ESSEX	NHP-0021 (353)	22,800	\$147.45	\$179.66	\$169.00	\$145.00

HISTORICAL BID PRICE LISTING
BY REGION

REGION: N

PAY ITEM	CALENDAR QUARTER	CONTRACT NUMBER	COUNTY LOCATION	PROJECT DESCRIPTION	BID QUANTITY	AWARD PRICE	SECOND BIDDER	THIRD BIDDER	ESTIMATE
BINDER RICH INTERMEDIATE COURSE, 4.75MM / T									
407010M	2022Q2	22117	PASSAIC	NHP-0020(301)	8,048	\$330.00	\$245.00	\$315.00	\$150.00

HISTORICAL BID PRICE LISTING
BY REGION

REGION: N

PAY ITEM	CALENDAR QUARTER	CONTRACT NUMBER	COUNTY LOCATION	PROJECT DESCRIPTION	BID QUANTITY	AWARD PRICE	SECOND BIDDER	THIRD BIDDER	ESTIMATE
MICROPAVING JOINTS / LF									
421007M	2021Q3	21108	MORRIS	NHP-0206(331)	30,800	\$3.89			\$3.80
		21129	MORRIS	NHP-0080(330)	50,000	\$4.18	\$4.15	\$4.00	\$4.75
		21133	BERGEN	NHP 0208(301)	372,718	\$4.71	\$4.90	\$5.35	\$4.00
	2022Q1	21139	MORRIS	NHP-0015(310)	16,750	\$4.05			\$5.00

SLURRY SEAL AGGREGATE, TYPE II / T									
421010M	2021Q3	21108	MORRIS	NHP-0206(331)	2,250	\$113.71			\$140.00
		21129	MORRIS	NHP-0080(330)	2,676	\$125.40	\$123.15	\$125.00	\$150.00
	2022Q1	21139	MORRIS	NHP-0015(310)	1,410	\$113.55			\$167.00

SLURRY SEAL EMULSION / GAL									
421011M	2021Q3	21108	MORRIS	NHP-0206(331)	66,500	\$10.45			\$13.00
		21129	MORRIS	NHP-0080(330)	78,567	\$11.53	\$11.35	\$11.50	\$14.00
	2022Q1	21139	MORRIS	NHP-0015(310)	41,697	\$10.76			\$15.00

HISTORICAL BID PRICE LISTING
 BY REGION

REGION: N

PAY ITEM	CALENDAR QUARTER	CONTRACT NUMBER	COUNTY LOCATION	PROJECT DESCRIPTION	BID QUANTITY	AWARD PRICE	SECOND BIDDER	THIRD BIDDER	ESTIMATE
FOG SEAL STRIP / LF									
422004M	2021Q3	21108	MORRIS	NHP-0206(331)	30,800	\$0.70			\$1.00
	2021Q4	21138	UNION	NHP-0027(302)	20,000	\$1.05	\$3.15	\$1.10	\$1.00
	2022Q1	22401	PASSAIC	STATE	5,000	\$1.05	\$1.57	\$1.30	\$1.00
		22402	UNION	STATE	5,000	\$1.51	\$2.05	\$1.05	\$1.00
		22401	PASSAIC	STATE	7,840	\$1.05	\$1.39	\$1.30	\$1.00
		22402	UNION	STATE	11,127	\$1.23	\$1.05	\$1.05	\$1.50
	2022Q2	22117	PASSAIC	NHP-0020(301)	15,800	\$5.00	\$1.70	\$5.00	\$2.00

HISTORICAL BID PRICE LISTING
 BY REGION

REGION: N

PAY ITEM	CALENDAR QUARTER	CONTRACT NUMBER	COUNTY LOCATION	PROJECT DESCRIPTION	BID QUANTITY	AWARD PRICE	SECOND BIDDER	THIRD BIDDER	ESTIMATE
HIGH FRICTION SURFACE TREATMENT / SY									
423003M	2021Q4	21135	SUSSEX	NHP-0023 (327)	2,600	\$36.00	\$43.00	\$39.00	\$30.00
HIGH FRICTION MAINTENANCE BOND / LS									
423004P	2021Q4	21135	SUSSEX	NHP-0023 (327)	1	\$10,000	\$12,000	\$12,500	\$7,800

HISTORICAL BID PRICE LISTING
 BY REGION

REGION: N

PAY ITEM	CALENDAR QUARTER	CONTRACT NUMBER	COUNTY LOCATION	PROJECT DESCRIPTION	BID QUANTITY	AWARD PRICE	SECOND BIDDER	THIRD BIDDER	ESTIMATE
PARTIAL DEPTH CONCRETE REPAIR / SY									
452003M	2021Q4	21138	UNION	NHP-0027 (302)	500	\$10.00	\$815.00	\$0.01	\$500.00
PARTIAL DEPTH CONCRETE REPAIR, HOT APPL / SY									
452004M	2022Q2	22115	ESSEX	NHP-0021 (353)	223	\$1,180	\$2,309	\$1,100	\$750.00

HISTORICAL BID PRICE LISTING
 BY REGION

REGION: N

PAY ITEM	CALENDAR QUARTER	CONTRACT NUMBER	COUNTY LOCATION	PROJECT DESCRIPTION	BID QUANTITY	AWARD PRICE	SECOND BIDDER	THIRD BIDDER	ESTIMATE	

FULL DEPTH CONCRETE PAVEMENT REPAIR, HMA / SY										
453006M	2021Q3	21129	MORRIS	NHP-0080 (330)	100	\$100.00	\$50.00	\$300.00	\$225.00	
		21133	BERGEN	NHP 0208 (301)	500	\$10.00	\$20.00	\$105.00	\$195.00	
	2021Q4	21138	UNION	NHP-0027 (302)	300	\$75.00	\$160.00	\$100.00	\$200.00	
	2022Q1	22401	PASSAIC	STATE	100	\$20.00	\$50.00	\$285.00	\$250.00	
		22402	UNION	STATE	100	\$225.00	\$32.00	\$150.00	\$200.00	
		22401	PASSAIC	STATE	375	\$40.00	\$50.00	\$315.00	\$132.00	
		22402	UNION	STATE	375	\$50.00	\$50.00	\$100.00	\$132.00	
	2022Q2	22117	PASSAIC	NHP-0020 (301)	6,800	\$1.00	\$41.00	\$120.00	\$55.00	

	FULL DEPTH CONCRETE PAVEMENT REPAIR, PRE / SY									
453013M	2022Q2	22115	ESSEX	NHP-0021 (353)	180	\$2,285	\$2,263	\$1,300	\$400.00	

HISTORICAL BID PRICE LISTING
BY REGION

REGION: N

PAY ITEM	CALENDAR QUARTER	CONTRACT NUMBER	COUNTY LOCATION	PROJECT DESCRIPTION	BID QUANTITY	AWARD PRICE	SECOND BIDDER	THIRD BIDDER	ESTIMATE
-----	-----	-----	-----	-----	-----	-----	-----	-----	-----
CLEANING AND SEALING JOINTS AND CRACKS I / LF									
456006M	2022Q2	22115	ESSEX	NHP-0021 (353)	135,000	\$4.35	\$1.65	\$4.70	\$6.00

HISTORICAL BID PRICE LISTING
BY REGION

REGION: N

PAY ITEM	CALENDAR QUARTER	CONTRACT NUMBER	COUNTY LOCATION	PROJECT DESCRIPTION	BID QUANTITY	AWARD PRICE	SECOND BIDDER	THIRD BIDDER	ESTIMATE

TEMPORARY SHEETING / SF									
501003P	2021Q4	21135	SUSSEX	NHP-0023 (327)	4,000	\$40.00	\$1.00	\$0.01	\$15.00
	2022Q1	21140	MORRIS	100% State	800	\$67.00	\$45.00	\$2.00	\$60.00
		22101	PASSAIC	NHP-0080 (331)	3,444	\$20.00	\$0.01	\$0.01	\$68.00
	2022Q2	22117	PASSAIC	NHP-0020 (301)	45	\$360.00	\$0.01	\$375.00	\$8.00
		22117	PASSAIC	NHP-0020 (301)	84	\$330.00	\$0.01	\$355.00	\$8.00
		22117	PASSAIC	NHP-0020 (301)	350	\$45.00	\$0.01	\$75.00	\$8.00
		22122	MORRIS	NHP-0015 (311)	1,036	\$1.00	\$1.00	\$40.00	\$80.00
		22123	BERGEN	STBGP-0208 (302)	2,050	\$1.00	\$55.00	\$25.00	\$130.00
		22122	MORRIS	NHP-0015 (311)	5,750	\$1.00	\$1.00	\$140.00	\$55.00

PERMANENT SHEETING / SF									
501006P	2022Q2	22117	PASSAIC	NHP-0020 (301)	1,734	\$200.00	\$150.00	\$260.00	\$100.00

TEMPORARY COFFERDAM / LS									
501009P	2021Q4	21135	SUSSEX	NHP-0023 (327)	1	\$0	\$1	\$35,000	\$34,000
	2022Q2	22122	MORRIS	NHP-0015 (311)	1	\$1,325,000	\$2,683,292	\$985,000	\$350,000

HISTORICAL BID PRICE LISTING
 BY REGION

REGION: N

PAY ITEM	CALENDAR QUARTER	CONTRACT NUMBER	COUNTY LOCATION	PROJECT DESCRIPTION	BID QUANTITY	AWARD PRICE	SECOND BIDDER	THIRD BIDDER	ESTIMATE
FURNISHING EQUIPMENT FOR DRIVING PILES / LS									
502003P	2022Q2	22122	MORRIS	NHP-0015(311)	1	\$150,000	\$300,000	\$198,000	\$150,000

TEST PILE, FURNISHED / LF									
502009M	2022Q2	22122	MORRIS	NHP-0015(311)	614	\$100.00	\$145.00	\$250.00	\$200.00

TEST PILE, DRIVEN / LF									
502012M	2022Q2	22122	MORRIS	NHP-0015(311)	614	\$150.00	\$75.00	\$80.00	\$125.00

DYNAMIC PILE LOAD TEST / U									
502018M	2022Q2	22122	MORRIS	NHP-0015(311)	9	\$3,000	\$2,250	\$5,800	\$2,500

CAST-IN-PLACE CONCRETE PILE, FURNISHED, / LF									
502030M	2022Q2	22122	MORRIS	NHP-0015(311)	6,821	\$100.00	\$145.00	\$120.00	\$50.00

CAST-IN-PLACE CONCRETE PILE, DRIVEN, 18" / LF									
502054M	2022Q2	22122	MORRIS	NHP-0015(311)	6,821	\$80.00	\$38.00	\$115.00	\$60.00

HISTORICAL BID PRICE LISTING
 BY REGION

REGION: N

PAY ITEM -----	CALENDAR QUARTER	CONTRACT NUMBER	COUNTY LOCATION	PROJECT DESCRIPTION	BID QUANTITY	AWARD PRICE	SECOND BIDDER	THIRD BIDDER	ESTIMATE
-----	-----	-----	-----	-----	-----	-----	-----	-----	-----
PILE SHOE / U									
502207M	2022Q2	22122	MORRIS	NHP-0015(311)	126	\$750.00	\$450.00	\$500.00	\$150.00

HISTORICAL BID PRICE LISTING
 BY REGION

REGION: N

PAY ITEM	CALENDAR QUARTER	CONTRACT NUMBER	COUNTY LOCATION	PROJECT DESCRIPTION	BID QUANTITY	AWARD PRICE	SECOND BIDDER	THIRD BIDDER	ESTIMATE
-----	-----	-----	-----	-----	-----	-----	-----	-----	-----
RESTRIKE WITH PDA AND CAPWAP ANALYSIS / U									
502307M	2022Q2	22122	MORRIS	NHP-0015(311)	2	\$15,000	\$12,000	\$6,500	\$5,000

HISTORICAL BID PRICE LISTING
BY REGION

REGION: N

PAY ITEM	CALENDAR QUARTER	CONTRACT NUMBER	COUNTY LOCATION	PROJECT DESCRIPTION	BID QUANTITY	AWARD PRICE	SECOND BIDDER	THIRD BIDDER	ESTIMATE
FURNISHING DRILLED SHAFT EQUIPMENT / LS									
503003P	2022Q2	22117	PASSAIC	NHP-0020 (301)	1	\$55,000	\$100,000	\$15,000	\$15,000
		22117	PASSAIC	NHP-0020 (301)	1	\$8,500	\$100,000	\$25,000	\$6,000
		22117	PASSAIC	NHP-0020 (301)	1	\$8,500	\$100,000	\$25,000	\$6,000
		22117	PASSAIC	NHP-0020 (301)	1	\$8,500	\$100,000	\$25,000	\$6,000
		22117	PASSAIC	NHP-0020 (301)	1	\$8,500	\$100,000	\$150,000	\$15,000

CROSSHOLE SONIC LOGGING / U									
503012M	2022Q2	22117	PASSAIC	NHP-0020 (301)	1	\$5,000	\$4,450	\$5,000	\$340.00
		22117	PASSAIC	NHP-0020 (301)	1	\$5,000	\$4,400	\$5,000	\$340.00
		22117	PASSAIC	NHP-0020 (301)	1	\$5,000	\$4,400	\$5,000	\$340.00
		22117	PASSAIC	NHP-0020 (301)	4	\$5,000	\$3,750	\$3,000	\$565.00

SHAFT CORING / LF									
503015M	2022Q2	22117	PASSAIC	NHP-0020 (301)	4	\$160.00	\$565.00	\$625.00	\$55.00
		22117	PASSAIC	NHP-0020 (301)	5	\$160	\$562	\$5,625	\$55.00
		22117	PASSAIC	NHP-0020 (301)	5	\$160.00	\$560.00	\$625.00	\$55.00
		22117	PASSAIC	NHP-0020 (301)	29	\$160.00	\$575.00	\$140.00	\$55.00

DRILLED SHAFT IN SOIL 36" DIAMETER / LF									
503018M	2022Q2	22117	PASSAIC	NHP-0020 (301)	116	\$1,600	\$780	\$1,700	\$785.00

DRILLED SHAFT IN SOIL 48" DIAMETER / LF									
503021M	2022Q2	22117	PASSAIC	NHP-0020 (301)	655	\$1,500	\$525	\$250	\$1,500

DRILLED SHAFT IN SOIL 60" DIAMETER / LF									
503027M	2022Q2	22117	PASSAIC	NHP-0020 (301)	21	\$2,650	\$1,525	\$3,100	\$1,185
		22117	PASSAIC	NHP-0020 (301)	23	\$2,310	\$1,500	\$2,500	\$1,185
		22117	PASSAIC	NHP-0020 (301)	29	\$2,310	\$1,500	\$1,200	\$1,185

HISTORICAL BID PRICE LISTING
 BY REGION

REGION: N

PAY ITEM	CALENDAR QUARTER	CONTRACT NUMBER	COUNTY LOCATION	PROJECT DESCRIPTION	BID QUANTITY	AWARD PRICE	SECOND BIDDER	THIRD BIDDER	ESTIMATE
DRILLED SHAFT IN ROCK, 42" DIAMETER / LF									
503035M	2022Q2	22117	PASSAIC	NHP-0020 (301)	400	\$3,000	\$650	\$600	\$925.00
DRILLED SHAFT IN ROCK 60" DIAMETER / LF									
503042M	2022Q2	22117	PASSAIC	NHP-0020 (301)	10	\$4,800	\$1,675	\$5,200	\$4,000
TOMOGRAPHY / U									
503051M	2022Q2	22117	PASSAIC	NHP-0020 (301)	1	\$1,800	\$2,900	\$3,200	\$750.00
		22117	PASSAIC	NHP-0020 (301)	1	\$1,800	\$2,900	\$3,000	\$750.00
		22117	PASSAIC	NHP-0020 (301)	1	\$1,800	\$2,900	\$5,000	\$750.00
		22117	PASSAIC	NHP-0020 (301)	1	\$1,800	\$2,900	\$1,400	\$750.00

HISTORICAL BID PRICE LISTING
BY REGION

REGION: N

PAY ITEM	CALENDAR QUARTER	CONTRACT NUMBER	COUNTY LOCATION	PROJECT DESCRIPTION	BID QUANTITY	AWARD PRICE	SECOND BIDDER	THIRD BIDDER	ESTIMATE
REINFORCEMENT STEEL / LB									
504003P	2022Q1	22101	PASSAIC	NHP-0080 (331)	201,480	\$1.55	\$2.50	\$2.15	\$2.00
	2022Q2	22122	MORRIS	NHP-0015 (311)	23,500	\$3.00	\$2.20	\$2.00	\$2.50
REINFORCEMENT STEEL, EPOXY-COATED / LB									
504006P	2021Q4	21138	UNION	NHP-0027 (302)	140	\$2.35	\$27.00	\$10.00	\$2.50
		21138	UNION	NHP-0027 (302)	450	\$2.35	\$7.00	\$10.00	\$2.50
	2022Q1	22101	PASSAIC	NHP-0080 (331)	9,191	\$2.00	\$2.50	\$2.50	\$3.00
		21140	MORRIS	100% State	202,884	\$2.00	\$2.00	\$2.00	\$3.00
	2022Q2	22117	PASSAIC	NHP-0020 (301)	1,728	\$2.50	\$2.40	\$2.25	\$3.00
		22117	PASSAIC	NHP-0020 (301)	2,680	\$2.50	\$2.40	\$3.00	\$3.00
		22123	BERGEN	STBGP-0208 (302)	3,450	\$5.00	\$5.00	\$3.00	\$3.00
		22117	PASSAIC	NHP-0020 (301)	3,882	\$2.50	\$2.40	\$2.00	\$3.00
		22117	PASSAIC	NHP-0020 (301)	3,966	\$2.50	\$2.40	\$3.00	\$3.00
		22117	PASSAIC	NHP-0020 (301)	5,271	\$2.50	\$2.40	\$3.00	\$3.00
		22117	PASSAIC	NHP-0020 (301)	40,005	\$3.00	\$2.40	\$4.00	\$3.00
		22122	MORRIS	NHP-0015 (311)	85,000	\$4.00	\$2.40	\$2.20	\$2.75
DRILL AND GROUT REINFORCEMENT STEEL / LF									
504010P	2022Q1	21140	MORRIS	100% State	726	\$23.00	\$20.00	\$30.00	\$80.00
	2022Q2	22123	BERGEN	STBGP-0208 (302)	15	\$125.00	\$100.00	\$60.00	\$50.00
		22122	MORRIS	NHP-0015 (311)	30	\$60.00	\$35.00	\$250.00	\$105.00
CONCRETE FOOTING / CY									
504015P	2022Q1	22101	PASSAIC	NHP-0080 (331)	696	\$600.00	\$500.00	\$600.00	\$716.00
	2022Q2	22117	PASSAIC	NHP-0020 (301)	2	\$2,500	\$1,350	\$6,000	\$650.00
		22117	PASSAIC	NHP-0020 (301)	3	\$2,500	\$1,200	\$3,000	\$650.00
		22117	PASSAIC	NHP-0020 (301)	4	\$2,500	\$1,250	\$3,000	\$650.00

HISTORICAL BID PRICE LISTING
BY REGION

REGION: N

PAY ITEM	CALENDAR QUARTER	CONTRACT NUMBER	COUNTY LOCATION	PROJECT DESCRIPTION	BID QUANTITY	AWARD PRICE	SECOND BIDDER	THIRD BIDDER	ESTIMATE

CONCRETE FOOTING / CY									
504015P	(cont)	22117	PASSAIC	NHP-0020 (301)	17	\$2,600	\$535	\$2,500	\$650.00
		22122	MORRIS	NHP-0015 (311)	384	\$1,000	\$400	\$900	\$700.00

CONCRETE WING WALL / CY									
504018P	2022Q1	21140	MORRIS	100% State	8	\$2,900	\$5,000	\$2,500	\$2,805
		22101	PASSAIC	NHP-0080 (331)	650	\$1,800	\$2,150	\$2,200	\$1,400
	2022Q2	22122	MORRIS	NHP-0015 (311)	191	\$1,500	\$1,600	\$2,300	\$1,050

CONCRETE ABUTMENT WALL / CY									
504024P	2022Q1	21140	MORRIS	100% State	76	\$1,600	\$800	\$800	\$3,500
		22101	PASSAIC	NHP-0080 (331)	100	\$1,200	\$500	\$1,500	\$1,400
	2022Q2	22122	MORRIS	NHP-0015 (311)	214	\$1,500	\$1,600	\$2,350	\$1,150

CONCRETE PIER COLUMN AND CAP, HPC / CY									
504026P	2022Q2	22117	PASSAIC	NHP-0020 (301)	4	\$3,575	\$1,500	\$3,800	\$1,590
		22117	PASSAIC	NHP-0020 (301)	7	\$3,575	\$1,300	\$3,500	\$1,590
		22117	PASSAIC	NHP-0020 (301)	7	\$3,575	\$1,200	\$3,800	\$1,590
		22117	PASSAIC	NHP-0020 (301)	25	\$3,575	\$650	\$2,200	\$1,590
		22117	PASSAIC	NHP-0020 (301)	27	\$2,915	\$920	\$3,000	\$1,590

CONCRETE PIER COLUMN AND CAP / CY									
504027P	2022Q1	21140	MORRIS	100% State	54	\$2,300	\$2,000	\$1,800	\$2,000

CONCRETE DIAPHRAGM, HPC / CY									
504032P	2022Q1	21140	MORRIS	100% State	49	\$1,500	\$1,100	\$2,000	\$3,035

EPOXY WATERPROOFING / SY									
504036P	2021Q4	20458	MORRIS	NHP-D00S (453)	1,057	\$38.00	\$42.00	\$50.00	\$60.00

HISTORICAL BID PRICE LISTING
BY REGION

REGION: N

PAY ITEM	CALENDAR QUARTER	CONTRACT NUMBER	COUNTY LOCATION	PROJECT DESCRIPTION	BID QUANTITY	AWARD PRICE	SECOND BIDDER	THIRD BIDDER	ESTIMATE
	2022Q1	22101	PASSAIC	NHP-0080 (331)	14	\$50.00	\$75.00	\$150.00	\$47.00
		21140	MORRIS	100% State	90	\$50.00	\$53.00	\$60.00	\$110.00
	2022Q2	22117	PASSAIC	NHP-0020 (301)	4	\$200.00	\$80.00	\$225.00	\$70.00
		22117	PASSAIC	NHP-0020 (301)	11	\$200.00	\$47.00	\$225.00	\$70.00
		22117	PASSAIC	NHP-0020 (301)	17	\$200.00	\$45.00	\$225.00	\$70.00
		22117	PASSAIC	NHP-0020 (301)	17	\$200.00	\$41.00	\$170.00	\$70.00
		22117	PASSAIC	NHP-0020 (301)	31	\$200.00	\$48.00	\$225.00	\$70.00
		22122	MORRIS	NHP-0015 (311)	65	\$100.00	\$60.00	\$30.00	\$70.00

CONCRETE SURFACE TREATMENT / SY									
504040P	2022Q1	22101	PASSAIC	NHP-0080 (331)	1,136	\$40.00	\$1.00	\$17.00	\$45.00

CONCRETE STAINING / SY									
504048P	2022Q1	22101	PASSAIC	NHP-0080 (331)	497	\$31.00	\$25.00	\$17.00	\$45.00
		21140	MORRIS	100% State	1,386	\$21.00	\$27.00	\$30.00	\$34.00
	2022Q2	22117	PASSAIC	NHP-0020 (301)	1,275	\$28.00	\$35.00	\$55.00	\$25.00

CONCRETE PYLON / LF									
504053P	2022Q1	22102	UNION	NHP-0022 (350)	8	\$2,660	\$2,500	\$2,415	\$1,800
		22102	UNION	NHP-0022 (350)	8	\$2,660	\$2,500	\$2,415	\$1,800

HISTORICAL BID PRICE LISTING
 BY REGION

REGION: N

PAY ITEM	CALENDAR QUARTER	CONTRACT NUMBER	COUNTY LOCATION	PROJECT DESCRIPTION	BID QUANTITY	AWARD PRICE	SECOND BIDDER	THIRD BIDDER	ESTIMATE
PRESTRESSED CONCRETE BOX BEAM, (TYPE BI- / LF									
505027P	2022Q2	22122	MORRIS	NHP-0015(311)	458	\$600	\$1,850	\$850	\$375.00

PRECAST CONCRETE RELIEF SLAB / CY									
505059P	2022Q2	22129	MORRIS	STBGP-FLEX-0046(351)	12	\$4,300	\$3,000	\$4,935	\$2,500

HISTORICAL BID PRICE LISTING
BY REGION

REGION: N

PAY ITEM	CALENDAR QUARTER	CONTRACT NUMBER	COUNTY LOCATION	PROJECT DESCRIPTION	BID QUANTITY	AWARD PRICE	SECOND BIDDER	THIRD BIDDER	ESTIMATE

STRUCTURAL STEEL / LS									
506003P	2022Q1	21140	MORRIS	100% State	1	\$2,300,000	\$2,510,000	\$3,145,662	\$2,120,000
		22461	HUDSON	N/A	1	\$2,100,000	\$2,200,000	\$2,708,000	\$2,265,000
	2022Q2	22122	MORRIS	NHP-0015(311)	1	\$15,000	\$95,000	\$22,000	\$14,000

REINFORCED ELASTOMERIC BEARING ASSEMBLY / U									
506006P	2022Q1	21140	MORRIS	100% State	30	\$4,700	\$3,800	\$5,000	\$3,410
	2022Q2	22122	MORRIS	NHP-0015(311)	16	\$2,000	\$4,000	\$1,800	\$3,000

SHEAR CONNECTOR / U									
506012P	2022Q1	21140	MORRIS	100% State	7,020	\$5.00	\$5.00	\$5.00	\$6.00

LUBRICATE BEARING / U									
506013P	2021Q4	20458	MORRIS	NHP-D00S(453)	352	\$23.00	\$30.00	\$30.00	\$150.00

STEEL PEDESTRIAN BRIDGE / LS									
506018P	2022Q1	22101	PASSAIC	NHP-0080(331)	1	\$548,000	\$750,000	\$700,000	\$610,000

TEMPORARY BEAM / LS									
506070P	2022Q2	22122	MORRIS	NHP-0015(311)	1	\$10,000	\$95,000	\$155,000	\$70,000

HISTORICAL BID PRICE LISTING
BY REGION

REGION: N

PAY ITEM	CALENDAR QUARTER	CONTRACT NUMBER	COUNTY LOCATION	PROJECT DESCRIPTION	BID QUANTITY	AWARD PRICE	SECOND BIDDER	THIRD BIDDER	ESTIMATE

STRIP SEAL EXPANSION JOINT ASSEMBLY / LF									
507015P	2022Q1	22101	PASSAIC	NHP-0080 (331)	20	\$1,000	\$1,000	\$600	\$600.00
		21140	MORRIS	100% State	150	\$391.00	\$360.00	\$400.00	\$461.00
	2022Q2	22122	MORRIS	NHP-0015 (311)	89	\$500.00	\$650.00	\$550.00	\$410.00

CONCRETE BRIDGE DECK, HPC / CY									
507024P	2022Q1	22101	PASSAIC	NHP-0080 (331)	40	\$1,250	\$1,500	\$2,800	\$1,200
		21140	MORRIS	100% State	629	\$1,500	\$1,350	\$1,250	\$1,220
	2022Q2	22122	MORRIS	NHP-0015 (311)	141	\$2,000	\$3,200	\$4,200	\$1,450

DATE PANEL / U									
507027M	2022Q1	21140	MORRIS	100% State	2	\$1,500	\$500	\$750	\$1,800
		22101	PASSAIC	NHP-0080 (331)	2	\$20	\$1,500	\$3,391	\$1,850

CONCRETE BRIDGE SIDEWALK, HPC / CY									
507033P	2022Q1	21140	MORRIS	100% State	78	\$800	\$1,350	\$700	\$805.00
	2022Q2	22122	MORRIS	NHP-0015 (311)	35	\$900	\$200	\$1,400	\$950.00

BARRIER PARAPET MODIFICATIONS / LF									
507037P	2022Q1	22102	UNION	NHP-0022 (350)	3	\$4,335	\$6,500	\$3,950	\$3,600
	2022Q2	22128	ESSEX	NHP-D00S (591)	23	\$2,950	\$2,375		\$1,900

CONCRETE BRIDGE PARAPET, HPC / LF									
507039P	2021Q4	21138	UNION	NHP-0027 (302)	10	\$1,445	\$2,000	\$575	\$450.00
		21138	UNION	NHP-0027 (302)	12	\$800	\$1,100	\$575	\$600.00

HISTORICAL BID PRICE LISTING
BY REGION

REGION: N

PAY ITEM	CALENDAR QUARTER	CONTRACT NUMBER	COUNTY LOCATION	PROJECT DESCRIPTION	BID QUANTITY	AWARD PRICE	SECOND BIDDER	THIRD BIDDER	ESTIMATE

CONCRETE BRIDGE PARAPET, HPC / LF									
507039P	2022Q1	21140	MORRIS	100% State	562	\$130.00	\$215.00	\$200.00	\$366.00
	2022Q2	22117	PASSAIC	NHP-0020 (301)	10	\$1,500	\$350	\$1,200	\$440.00
		22117	PASSAIC	NHP-0020 (301)	10	\$1,500	\$305	\$1,200	\$440.00
		22117	PASSAIC	NHP-0020 (301)	20	\$1,100	\$400	\$1,200	\$440.00
		22117	PASSAIC	NHP-0020 (301)	27	\$1,100	\$300	\$2,400	\$440.00
		22122	MORRIS	NHP-0015 (311)	30	\$2,000	\$1,500	\$1,600	\$500.00

CONCRETE SLEEPER SLAB / CY									
507050M	2022Q2	22122	MORRIS	NHP-0015 (311)	46	\$1,200	\$1,200	\$1,400	\$720.00

CONCRETE BRIDGE RELIEF SLAB / SY									
507054P	2022Q2	22122	MORRIS	NHP-0015 (311)	247	\$400.00	\$300.00	\$500.00	\$400.00

STEEL 1 BAR BRIDGE RAILING / LF									
507082P	2022Q1	21140	MORRIS	100% State	551	\$187.00	\$133.95	\$160.00	\$188.00

STEEL 4 BAR BRIDGE RAILING / LF									
507085P	2022Q2	22122	MORRIS	NHP-0015 (311)	237	\$425.00	\$350.00	\$410.00	\$375.00

HISTORICAL BID PRICE LISTING
 BY REGION

REGION: N

PAY ITEM	CALENDAR CONTRACT QUARTER NUMBER	COUNTY LOCATION	PROJECT DESCRIPTION	BID QUANTITY	AWARD PRICE	SECOND BIDDER	THIRD BIDDER	ESTIMATE
_____ " FIBERGLASS PIPE / LF								
508902P	2022Q1 22101	PASSAIC	NHP-0080 (331)	67	\$90.00	\$75.00	\$100.00	\$250.00

HISTORICAL BID PRICE LISTING
 BY REGION

REGION: N

PAY ITEM	CALENDAR QUARTER	CONTRACT NUMBER	COUNTY LOCATION	PROJECT DESCRIPTION	BID QUANTITY	AWARD PRICE	SECOND BIDDER	THIRD BIDDER	ESTIMATE
CHAIN-LINK FENCE, ALUMINUM-COATED STEEL, / LF									
509078P	2022Q1	21140	MORRIS	100% State	551	\$220.00	\$200.00	\$240.00	\$131.00

HISTORICAL BID PRICE LISTING
 BY REGION

REGION: N

PAY ITEM	CALENDAR QUARTER	CONTRACT NUMBER	COUNTY LOCATION	PROJECT DESCRIPTION	BID QUANTITY	AWARD PRICE	SECOND BIDDER	THIRD BIDDER	ESTIMATE

STEEL PEDESTRIAN BRIDGE RAILING, 4' HIGH / LF									
509114P	2022Q1	22101	PASSAIC	NHP-0080 (331)	1,300	\$450.00	\$500.00	\$400.00	\$240.00

CHAIN-LINK FENCE, TYPE IV, PVC-COATED / LF									
509127P	2022Q1	22101	PASSAIC	NHP-0080 (331)	110	\$180.00	\$300.00	\$250.00	\$180.00

HISTORICAL BID PRICE LISTING
 BY REGION

REGION: N

PAY ITEM	CALENDAR QUARTER	CONTRACT NUMBER	COUNTY LOCATION	PROJECT DESCRIPTION	BID QUANTITY	AWARD PRICE	SECOND BIDDER	THIRD BIDDER	ESTIMATE

CANTILEVER SIGN SUPPORT, STRUCTURE NO. _ / U									
512003M	2022Q2	22117	PASSAIC	NHP-0020 (301)	1	\$128,000	\$250,000	\$150,000	\$115,000
		22117	PASSAIC	NHP-0020 (301)	1	\$115,000	\$250,000	\$150,000	\$110,000
		22117	PASSAIC	NHP-0020 (301)	1	\$102,000	\$250,000	\$150,000	\$110,000
		22117	PASSAIC	NHP-0020 (301)	1	\$102,000	\$250,000	\$150,000	\$110,000

OVERHEAD SIGN SUPPORT, STRUCTURE NO. ____ / U									
512012M	2022Q2	22117	PASSAIC	NHP-0020 (301)	1	\$182,000	\$400,000	\$250,000	\$170,000

HISTORICAL BID PRICE LISTING
 BY REGION

REGION: N

PAY ITEM	CALENDAR QUARTER	CONTRACT NUMBER	COUNTY LOCATION	PROJECT DESCRIPTION	BID QUANTITY	AWARD PRICE	SECOND BIDDER	THIRD BIDDER	ESTIMATE

RETAINING WALL, LOCATION NO. ____ / SF									
513003P	2021Q4	21135	SUSSEX	NHP-0023 (327)	2,500	\$300.00	\$316.00	\$310.00	\$110.00

RETAINING WALL, CAST-IN-PLACE, LOCATION / SF									
513006P	2022Q2	22117	PASSAIC	NHP-0020 (301)	8,205	\$220.00	\$285.00	\$628.00	\$190.00

LANDSCAPE RETAINING WALL / SF									
513015P	2022Q2	22129	MORRIS	STBGP-FLEX-0046 (351)	560	\$100.00	\$175.00	\$116.75	\$230.00

HISTORICAL BID PRICE LISTING
 BY REGION

REGION: N

PAY ITEM	CALENDAR QUARTER	CONTRACT NUMBER	COUNTY LOCATION	PROJECT DESCRIPTION	BID QUANTITY	AWARD PRICE	SECOND BIDDER	THIRD BIDDER	ESTIMATE
CONCRETE DECK REPAIR, TYPE B / SF									
551006M	2021Q4	21138	UNION	NHP-0027 (302)	70	\$280.00	\$400.00	\$115.00	\$110.00
		21138	UNION	NHP-0027 (302)	120	\$176.00	\$225.00	\$115.00	\$110.00
		21138	UNION	NHP-0027 (302)	120	\$176.00	\$225.00	\$125.00	\$110.00
	2022Q2	22117	PASSAIC	NHP-0020 (301)	675	\$135.00	\$95.00	\$120.00	\$105.00

PARAPET MODIFICATIONS / LF									
551080P	2022Q2	22128	ESSEX	NHP-D00S (591)	6	\$3,500	\$4,150		\$1,800
		22117	PASSAIC	NHP-0020 (301)	10	\$3,500	\$2,968	\$1,325	\$2,000
		22128	ESSEX	NHP-D00S (591)	12	\$3,500	\$4,150		\$1,800
		22117	PASSAIC	NHP-0020 (301)	13	\$2,000	\$2,215	\$1,200	\$2,000
		22117	PASSAIC	NHP-0020 (301)	13	\$2,000	\$2,215	\$1,200	\$2,000
		22117	PASSAIC	NHP-0020 (301)	14	\$2,600	\$3,710	\$1,100	\$2,000
		22117	PASSAIC	NHP-0020 (301)	22	\$2,000	\$2,250	\$1,000	\$2,000
		22117	PASSAIC	NHP-0020 (301)	26	\$2,000	\$2,450	\$1,000	\$2,000
		22117	PASSAIC	NHP-0020 (301)	26	\$2,000	\$2,155	\$1,200	\$2,000
		22117	PASSAIC	NHP-0020 (301)	36	\$2,000	\$2,425	\$1,000	\$2,000
		22117	PASSAIC	NHP-0020 (301)	39	\$2,000	\$2,415	\$1,000	\$2,000

HISTORICAL BID PRICE LISTING
 BY REGION

REGION: N

PAY ITEM	CALENDAR QUARTER	CONTRACT NUMBER	COUNTY LOCATION	PROJECT DESCRIPTION	BID QUANTITY	AWARD PRICE	SECOND BIDDER	THIRD BIDDER	ESTIMATE
PRESSURE INJECTION, CONCRETE CRACKS / LF									
552003M	2021Q4	21138	UNION	NHP-0027(302)	50	\$261.00	\$90.00	\$125.00	\$125.00
	2022Q1	21140	MORRIS	100% State	23	\$100.00	\$54.00	\$150.00	\$290.00

HISTORICAL BID PRICE LISTING
 BY REGION

REGION: N

PAY ITEM	CALENDAR QUARTER	CONTRACT NUMBER	COUNTY LOCATION	PROJECT DESCRIPTION	BID QUANTITY	AWARD PRICE	SECOND BIDDER	THIRD BIDDER	ESTIMATE
SUBSTRUCTURE CONCRETE REPAIR / SF									
555003M	2021Q4	20458	MORRIS	NHP-D00S(453)	400	\$80.00	\$325.00	\$300.00	\$350.00
BRIDGE DECK WATERPROOF SURFACE COURSE / T									
555006M	2021Q4	21138	UNION	NHP-0027(302)	45	\$1,445	\$1,200	\$1,100	\$500.00
CONCRETE SPALL REPAIR, TYPE 1 / SF									
555009M	2022Q1	21140	MORRIS	100% State	12	\$300.00	\$300.00	\$250.00	\$290.00
TACK COAT 64E-22 / GAL									
555070M	2021Q4	21138	UNION	NHP-0027(302)	115	\$10.00	\$11.00	\$11.00	\$15.00

HISTORICAL BID PRICE LISTING
 BY REGION

REGION: N

PAY ITEM	CALENDAR QUARTER	CONTRACT NUMBER	COUNTY LOCATION	PROJECT DESCRIPTION	BID QUANTITY	AWARD PRICE	SECOND BIDDER	THIRD BIDDER	ESTIMATE
RIVET REPLACEMENT / U									
558005P	2022Q1	22461	HUDSON	N/A	912	\$200.00	\$110.00	\$215.00	\$225.00

HISTORICAL BID PRICE LISTING
 BY REGION

REGION: N

PAY ITEM	CALENDAR QUARTER	CONTRACT NUMBER	COUNTY LOCATION	PROJECT DESCRIPTION	BID QUANTITY	AWARD PRICE	SECOND BIDDER	THIRD BIDDER	ESTIMATE

18" CORRUGATED ALUMINUM ALLOY PIPE / LF									
601016P	2021Q4	21135	SUSSEX	NHP-0023 (327)	222	\$60.00	\$160.00	\$65.00	\$145.00

24" CORRUGATED METAL PIPE / LF									
601092P	2022Q1	21139	MORRIS	NHP-0015 (310)	20	\$1,500			\$200.00

HISTORICAL BID PRICE LISTING
BY REGION

REGION: N

PAY ITEM	CALENDAR QUARTER	CONTRACT NUMBER	COUNTY LOCATION	PROJECT DESCRIPTION	BID QUANTITY	AWARD PRICE	SECOND BIDDER	THIRD BIDDER	ESTIMATE

12" REINFORCED CONCRETE PIPE / LF									
601120P	2021Q4	21138	UNION	NHP-0027 (302)	6	\$150.00	\$200.00	\$350.00	\$100.00
		21135	SUSSEX	NHP-0023 (327)	143	\$80.00	\$100.00	\$80.00	\$85.00

15" REINFORCED CONCRETE PIPE / LF									
601122P	2021Q4	21138	UNION	NHP-0027 (302)	90	\$160.00	\$200.00	\$170.00	\$120.00
		21135	SUSSEX	NHP-0023 (327)	3,096	\$82.00	\$100.00	\$90.00	\$75.00
	2022Q1	22101	PASSAIC	NHP-0080 (331)	107	\$100.00	\$65.00	\$100.00	\$110.00
	2022Q2	22122	MORRIS	NHP-0015 (311)	14	\$150.00	\$130.00	\$300.00	\$170.00
		22123	BERGEN	STBGP-0208 (302)	550	\$110.00	\$120.00	\$150.00	\$110.00
		22117	PASSAIC	NHP-0020 (301)	4,809	\$98.00	\$118.00	\$138.00	\$64.00

18" REINFORCED CONCRETE PIPE / LF									
601124P	2021Q4	21135	SUSSEX	NHP-0023 (327)	147	\$83.00	\$110.00	\$80.00	\$95.00
	2022Q2	22122	MORRIS	NHP-0015 (311)	251	\$200.00	\$190.00	\$310.00	\$145.00
		22129	MORRIS	STBGP-FLEX-0046 (351)	952	\$140.00	\$100.00	\$103.48	\$115.00
		22117	PASSAIC	NHP-0020 (301)	2,730	\$110.00	\$145.00	\$245.00	\$70.00

24" REINFORCED CONCRETE PIPE / LF									
601128P	2021Q4	21135	SUSSEX	NHP-0023 (327)	32	\$115.00	\$175.00	\$225.00	\$110.00
	2022Q2	22117	PASSAIC	NHP-0020 (301)	1,398	\$135.00	\$200.00	\$305.00	\$110.00

30" REINFORCED CONCRETE PIPE / LF									
601132P	2022Q2	22117	PASSAIC	NHP-0020 (301)	811	\$170.00	\$192.00	\$386.00	\$115.00

36" REINFORCED CONCRETE PIPE / LF									
601134P	2022Q2	22117	PASSAIC	NHP-0020 (301)	329	\$240.00	\$159.00	\$485.00	\$165.00

HISTORICAL BID PRICE LISTING
 BY REGION

REGION: N

PAY ITEM	CALENDAR QUARTER	CONTRACT NUMBER	COUNTY LOCATION	PROJECT DESCRIPTION	BID QUANTITY	AWARD PRICE	SECOND BIDDER	THIRD BIDDER	ESTIMATE
15" REINFORCED CONCRETE PIPE, CLASS IV / LF									
601158P	2022Q2	22117	PASSAIC	NHP-0020 (301)	64	\$100.00	\$152.00	\$145.00	\$100.00
18" REINFORCED CONCRETE PIPE, CLASS IV / LF									
601160P	2022Q2	22122	MORRIS	NHP-0015 (311)	23	\$225.00	\$90.00	\$350.00	\$180.00
		22117	PASSAIC	NHP-0020 (301)	163	\$112.00	\$132.00	\$250.00	\$110.00
24" REINFORCED CONCRETE PIPE, CLASS IV / LF									
601164P	2022Q2	22117	PASSAIC	NHP-0020 (301)	79	\$132.00	\$315.00	\$200.00	\$115.00

HISTORICAL BID PRICE LISTING
 BY REGION

REGION: N

PAY ITEM	CALENDAR QUARTER	CONTRACT NUMBER	COUNTY LOCATION	PROJECT DESCRIPTION	BID QUANTITY	AWARD PRICE	SECOND BIDDER	THIRD BIDDER	ESTIMATE

6" HIGH DENSITY POLYETHYLENE PIPE / LF									
601249P	2021Q4	21135	SUSSEX	NHP-0023(327)	208	\$25.00	\$60.00	\$15.00	\$70.00

18" HIGH DENSITY POLYETHYLENE PIPE / LF									
601250P	2022Q2	22117	PASSAIC	NHP-0020(301)	476	\$85.00	\$72.00	\$135.00	\$105.00

18" CORRUGATED ALUMINUM ALLOY END SECTIO / U									
601264M	2021Q4	21135	SUSSEX	NHP-0023(327)	1	\$950	\$2,000	\$1,800	\$1,500

HISTORICAL BID PRICE LISTING
 BY REGION

REGION: N

PAY ITEM	CALENDAR QUARTER	CONTRACT NUMBER	COUNTY LOCATION	PROJECT DESCRIPTION	BID QUANTITY	AWARD PRICE	SECOND BIDDER	THIRD BIDDER	ESTIMATE

18" CORRUGATED STEEL END SECTION / U									
601300M	2022Q2	22123	BERGEN	STBGP-0208 (302)	1	\$3,250	\$6,300	\$1,750	\$1,500

15" REINFORCED CONCRETE END SECTION / U									
601370M	2021Q4	21135	SUSSEX	NHP-0023 (327)	5	\$1,500	\$2,800	\$2,500	\$1,200

24" REINFORCED CONCRETE END SECTION / U									
601376M	2021Q4	21135	SUSSEX	NHP-0023 (327)	1	\$2,250	\$3,200	\$3,500	\$2,000

HISTORICAL BID PRICE LISTING
 BY REGION

REGION: N

PAY ITEM	CALENDAR QUARTER	CONTRACT NUMBER	COUNTY LOCATION	PROJECT DESCRIPTION	BID QUANTITY	AWARD PRICE	SECOND BIDDER	THIRD BIDDER	ESTIMATE

8" HIGH DENSITY POLYETHYLENE PIPE / LF									
601409P	2021Q4	21135	SUSSEX	NHP-0023(327)	100	\$25.00	\$75.00	\$17.00	\$40.00
	2022Q1	22101	PASSAIC	NHP-0080(331)	134	\$60.00	\$32.00	\$50.00	\$50.00

8" CORRUGATED STEEL UNDERDRAIN PIPE / LF									
601410P	2022Q1	21140	MORRIS	100% State	165	\$42.00	\$48.00	\$50.00	\$63.00

4" PERFORATED HDPE PIPE / LF									
601411P	2021Q4	21135	SUSSEX	NHP-0023(327)	354	\$25.00	\$50.00	\$3.50	\$50.00

8" PERFORATED HD POLYETHYLENE PIPE / LF									
601419P	2022Q1	22101	PASSAIC	NHP-0080(331)	850	\$35.00	\$36.00	\$30.00	\$55.00
	2022Q2	22122	MORRIS	NHP-0015(311)	268	\$50.00	\$50.00	\$85.00	\$35.00

HISTORICAL BID PRICE LISTING
 BY REGION

REGION: N

PAY ITEM	CALENDAR QUARTER	CONTRACT NUMBER	COUNTY LOCATION	PROJECT DESCRIPTION	BID QUANTITY	AWARD PRICE	SECOND BIDDER	THIRD BIDDER	ESTIMATE
-----	-----	-----	-----	-----	-----	-----	-----	-----	-----
14" X 23"									
601596P	2022Q2	22117	PASSAIC	NHP-0020(301)	117	\$148.00	\$300.00	\$360.00	\$190.00

HISTORICAL BID PRICE LISTING
BY REGION

REGION: N

PAY ITEM	CALENDAR QUARTER	CONTRACT NUMBER	COUNTY LOCATION	PROJECT DESCRIPTION	BID QUANTITY	AWARD PRICE	SECOND BIDDER	THIRD BIDDER	ESTIMATE
24" X 38" REINFORCED CONCRETE ELLIPTICAL / LF									
601602P	2022Q2	22117	PASSAIC	NHP-0020 (301)	76	\$200.00	\$305.00	\$445.00	\$260.00
34" X 53" REINFORCED CONCRETE ELLIPTICAL / LF									
601610P	2022Q2	22123	BERGEN	STBGP-0208 (302)	133	\$1,950	\$375	\$2,900	\$475.00
14" X 23" REINFORCED CONCRETE ELLIPTICAL / LF									
601630P	2022Q2	22122	MORRIS	NHP-0015 (311)	40	\$350.00	\$350.00	\$380.00	\$220.00
		22117	PASSAIC	NHP-0020 (301)	213	\$155.00	\$201.00	\$210.00	\$225.00
24" X 38" REINFORCED CONCRETE ELLIPTICAL / LF									
601636P	2022Q2	22117	PASSAIC	NHP-0020 (301)	41	\$220.00	\$415.00	\$425.00	\$200.00
VIDEO INSPECTION OF PIPE / LF									
601664M	2021Q4	21138	UNION	NHP-0027 (302)	2,000	\$8.55	\$8.65	\$8.00	\$10.00
	2022Q2	22117	PASSAIC	NHP-0020 (301)	958	\$17.00	\$3.60	\$4.00	\$6.00
CLEANING EXISTING PIPE, 10" DIAMETER / LF									
601668M	2022Q2	22110	BERGEN	NHP-0017 (307)	125	\$7.00	\$6.00	\$5.00	\$10.00
CLEANING EXISTING PIPE, 12" TO 24" DIAME / LF									
601670M	2021Q3	21133	BERGEN	NHP 0208 (301)	1,000	\$7.50	\$10.30	\$10.00	\$7.50
	2021Q4	21135	SUSSEX	NHP-0023 (327)	506	\$15.00	\$8.50	\$18.50	\$8.00
		21138	UNION	NHP-0027 (302)	1,500	\$5.05	\$5.10	\$5.00	\$5.00
	2022Q1	22101	PASSAIC	NHP-0080 (331)	230	\$5.00	\$20.00	\$17.00	\$15.00

HISTORICAL BID PRICE LISTING
BY REGION

REGION: N

PAY ITEM	CALENDAR QUARTER	CONTRACT NUMBER	COUNTY LOCATION	PROJECT DESCRIPTION	BID QUANTITY	AWARD PRICE	SECOND BIDDER	THIRD BIDDER	ESTIMATE

CLEANING EXISTING PIPE, 12" TO 24" DIAME / LF									
601670M	(cont)	22401	PASSAIC	STATE	500	\$5.80	\$6.50	\$6.00	\$10.00
		22402	UNION	STATE	500	\$8.90	\$9.35	\$17.25	\$30.00
		22102	UNION	NHP-0022 (350)	550	\$9.85	\$9.40	\$7.15	\$10.00
	2022Q2	22129	MORRIS	STBGP-FLEX-0046 (351)	444	\$16.50	\$20.00	\$53.56	\$16.00
		22122	MORRIS	NHP-0015 (311)	968	\$50.00	\$4.00	\$9.00	\$12.00
		22115	ESSEX	NHP-0021 (353)	2,055	\$7.50	\$9.75	\$8.92	\$10.00
		22117	PASSAIC	NHP-0020 (301)	12,524	\$13.00	\$9.10	\$8.00	\$5.00
		22110	BERGEN	NHP-0017 (307)	13,210	\$7.00	\$6.00	\$5.00	\$7.00

CLEANING EXISTING PIPE, OVER 24" TO 48" / LF									
601672M	2021Q4	21135	SUSSEX	NHP-0023 (327)	101	\$20.00	\$45.00	\$19.00	\$15.00
		21138	UNION	NHP-0027 (302)	500	\$7.25	\$7.35	\$7.00	\$10.00
	2022Q2	22115	ESSEX	NHP-0021 (353)	1,080	\$16.00	\$14.65	\$17.85	\$14.00
		22117	PASSAIC	NHP-0020 (301)	1,295	\$26.00	\$19.75	\$10.00	\$11.00
		22110	BERGEN	NHP-0017 (307)	2,780	\$33.50	\$29.00	\$25.00	\$10.00

CLEANING EXISTING PIPE, OVER 48" TO 72" / LF									
601674M	2022Q2	22110	BERGEN	NHP-0017 (307)	1,340	\$41.60	\$36.00	\$25.00	\$15.00

18" DUCTILE IRON PIPE / LF									
601681M	2022Q2	22123	BERGEN	STBGP-0208 (302)	150	\$240.00	\$355.00	\$250.00	\$130.00

HISTORICAL BID PRICE LISTING
 BY REGION

REGION: N

PAY ITEM	CALENDAR QUARTER	CONTRACT NUMBER	COUNTY LOCATION	PROJECT DESCRIPTION	BID QUANTITY	AWARD PRICE	SECOND BIDDER	THIRD BIDDER	ESTIMATE

LINING EXISTING PIPE 12" / LF									
601833P	2021Q4	21138	UNION	NHP-0027 (302)	270	\$355.00	\$360.00	\$322.00	\$180.00

LINING EXISTING PIPE 15" / LF									
601835P	2021Q4	21138	UNION	NHP-0027 (302)	245	\$402.00	\$409.00	\$365.00	\$200.00

LINING EXISTING PIPE 18" / LF									
601837P	2021Q4	21138	UNION	NHP-0027 (302)	235	\$171.00	\$174.00	\$155.00	\$220.00

LINING EXISTING PIPE 14" X 23" / LF									
601870P	2021Q4	21138	UNION	NHP-0027 (302)	820	\$231.00	\$234.00	\$210.00	\$220.00

LINING EXISTING PIPE 19" X 30" / LF									
601875P	2021Q4	21138	UNION	NHP-0027 (302)	30	\$396	\$402	\$28,800	\$240.00

HISTORICAL BID PRICE LISTING
BY REGION

REGION: N

PAY ITEM	CALENDAR QUARTER	CONTRACT NUMBER	COUNTY LOCATION	PROJECT DESCRIPTION	BID QUANTITY	AWARD PRICE	SECOND BIDDER	THIRD BIDDER	ESTIMATE

CONCRETE HEADWALL / CY									
602006P	2022Q2	22122	MORRIS	NHP-0015 (311)	6	\$2,500	\$2,500	\$1,600	\$2,000
		22123	BERGEN	STBGP-0208 (302)	55	\$2,400	\$1,450	\$1,615	\$4,000
		22117	PASSAIC	NHP-0020 (301)	280	\$2,450	\$4,500	\$2,125	\$2,100

INLET, TYPE A / U									
602009M	2021Q4	21138	UNION	NHP-0027 (302)	1	\$5,150	\$6,250	\$4,500	\$4,000
	2022Q2	22117	PASSAIC	NHP-0020 (301)	3	\$4,800	\$4,600	\$3,800	\$4,200
		22122	MORRIS	NHP-0015 (311)	4	\$6,000	\$3,000	\$5,900	\$4,300

SPECIAL INLET, TYPE B / U									
602011M	2022Q2	22129	MORRIS	STBGP-FLEX-0046 (351)	1	\$14,500	\$30,000	\$16,694	\$18,000

INLET, TYPE B / U									
602012M	2021Q4	21138	UNION	NHP-0027 (302)	4	\$6,590	\$6,715	\$5,000	\$5,000
		21135	SUSSEX	NHP-0023 (327)	34	\$3,500	\$3,600	\$4,500	\$4,000
	2022Q2	22129	MORRIS	STBGP-FLEX-0046 (351)	6	\$8,500	\$8,000	\$8,156	\$4,800
		22122	MORRIS	NHP-0015 (311)	8	\$7,000	\$4,000	\$6,200	\$6,200
		22117	PASSAIC	NHP-0020 (301)	96	\$4,300	\$7,500	\$4,000	\$4,000

INLET, TYPE DOUBLE B / U									
602013M	2022Q2	22117	PASSAIC	NHP-0020 (301)	25	\$8,500	\$9,500	\$8,000	\$7,750

INLET, TYPE E / U									
602018M	2021Q4	21135	SUSSEX	NHP-0023 (327)	9	\$4,000	\$4,000	\$4,500	\$4,000
	2022Q1	22101	PASSAIC	NHP-0080 (331)	1	\$7,000	\$6,500	\$5,500	\$5,000

HISTORICAL BID PRICE LISTING
BY REGION

REGION: N

PAY ITEM	CALENDAR QUARTER	CONTRACT NUMBER	COUNTY LOCATION	PROJECT DESCRIPTION	BID QUANTITY	AWARD PRICE	SECOND BIDDER	THIRD BIDDER	ESTIMATE

INLET, TYPE E / U									
602018M	2022Q2	22117	PASSAIC	NHP-0020 (301)	8	\$5,000	\$6,700	\$4,500	\$5,000

INLET, TYPE DOUBLE E / U									
602019M	2022Q2	22117	PASSAIC	NHP-0020 (301)	1	\$9,000	\$11,000	\$9,500	\$7,800

INLET, TYPE ES / U									
602021M	2022Q2	22122	MORRIS	NHP-0015 (311)	2	\$15,000	\$6,000	\$10,500	\$7,500
		22123	BERGEN	STBGP-0208 (302)	3	\$4,000	\$11,000	\$7,200	\$6,000

INLET, TYPE D-1 / U									
602030M	2022Q2	22117	PASSAIC	NHP-0020 (301)	48	\$4,400	\$6,000	\$5,600	\$4,500

STORM DRAIN MARKER / U									
602031M	2022Q1	22402	UNION	STATE	10	\$50.00	\$100.00	\$55.00	\$35.00
		22401	PASSAIC	STATE	22	\$75.00	\$50.00	\$16.00	\$35.00

INLET, TYPE D-2 / U									
602033M	2022Q2	22117	PASSAIC	NHP-0020 (301)	3	\$5,800	\$7,800	\$7,300	\$8,400
		22123	BERGEN	STBGP-0208 (302)	5	\$5,000	\$9,400	\$8,800	\$10,000

INLET, TYPE E-1 / U									
602036M	2022Q2	22117	PASSAIC	NHP-0020 (301)	1	\$7,500	\$7,500	\$12,000	\$5,800

INLET, TYPE A MODIFIED / U									
602042M	2022Q2	22117	PASSAIC	NHP-0020 (301)	2	\$7,500	\$9,400	\$4,500	\$6,400

HISTORICAL BID PRICE LISTING
BY REGION

REGION: N

PAY ITEM	CALENDAR QUARTER	CONTRACT NUMBER	COUNTY LOCATION	PROJECT DESCRIPTION	BID QUANTITY	AWARD PRICE	SECOND BIDDER	THIRD BIDDER	ESTIMATE

INLET, TYPE B-2 MODIFIED / U									
602051M	2022Q2	22122	MORRIS	NHP-0015 (311)	1	\$15,000	\$8,000	\$7,500	\$7,500

MANHOLE, 4' DIAMETER / U									
602054M	2021Q4	21138	UNION	NHP-0027 (302)	1	\$7,000	\$6,000	\$5,500	\$6,000
		21135	SUSSEX	NHP-0023 (327)	9	\$3,500	\$3,500	\$5,000	\$4,000
	2022Q1	22101	PASSAIC	NHP-0080 (331)	3	\$12,000	\$6,250	\$5,000	\$6,000
	2022Q2	22122	MORRIS	NHP-0015 (311)	1	\$7,500	\$4,000	\$3,000	\$8,000
		22129	MORRIS	STBGP-FLEX-0046 (351)	1	\$7,000	\$7,500	\$11,456	\$4,200
		22117	PASSAIC	NHP-0020 (301)	12	\$4,000	\$5,100	\$5,000	\$5,100

MANHOLE, 5' DIAMETER / U									
602057M	2022Q2	22117	PASSAIC	NHP-0020 (301)	2	\$7,500	\$9,900	\$7,000	\$7,000

INLET CONVERTED TO MANHOLE / U									
602096M	2021Q4	21135	SUSSEX	NHP-0023 (327)	1	\$1,700	\$3,000	\$2,200	\$2,000
	2022Q2	22122	MORRIS	NHP-0015 (311)	1	\$3,000	\$4,000	\$3,000	\$2,500
		22129	MORRIS	STBGP-FLEX-0046 (351)	1	\$2,400	\$3,000	\$3,041	\$2,900

RESET EXISTING CASTING / U									
602099M	2021Q3	21133	BERGEN	NHP 0208 (301)	25	\$950	\$1,200	\$480	\$750.00
	2021Q4	21135	SUSSEX	NHP-0023 (327)	10	\$750.00	\$500.00	\$500.00	\$750.00
		21138	UNION	NHP-0027 (302)	152	\$750.00	\$775.00	\$600.00	\$600.00
	2022Q1	21139	MORRIS	NHP-0015 (310)	1	\$2,000			\$759.00
		22401	PASSAIC	STATE	5	\$500	\$750	\$1,000	\$450.00
		22402	UNION	STATE	5	\$1,000	\$1,175	\$1,000	\$600.00

HISTORICAL BID PRICE LISTING
 BY REGION

REGION: N

PAY ITEM	CALENDAR QUARTER	CONTRACT NUMBER	COUNTY LOCATION	PROJECT DESCRIPTION	BID QUANTITY	AWARD PRICE	SECOND BIDDER	THIRD BIDDER	ESTIMATE
RESET EXISTING CASTING / U									
602099M	(cont)	22401	PASSAIC	STATE	25	\$50.00	\$50.00	\$500.00	\$825.00
		22402	UNION	STATE	25	\$50.00	\$40.00	\$50.00	\$825.00
	2022Q2	22122	MORRIS	NHP-0015 (311)	1	\$1,500	\$300	\$50	\$1,000
		22115	ESSEX	NHP-0021 (353)	2	\$2,800	\$770	\$750	\$525.00
		22123	BERGEN	STBGP-0208 (302)	13	\$500.00	\$700.00	\$950.00	\$1,000
		22117	PASSAIC	NHP-0020 (301)	14	\$1,000	\$690	\$410	\$1,000

HISTORICAL BID PRICE LISTING
BY REGION

REGION: N

PAY ITEM	CALENDAR QUARTER	CONTRACT NUMBER	COUNTY LOCATION	PROJECT DESCRIPTION	BID QUANTITY	AWARD PRICE	SECOND BIDDER	THIRD BIDDER	ESTIMATE
SET INLET TYPE A, CASTING / U									
602102M	2021Q4	21138	UNION	NHP-0027 (302)	2	\$1,155	\$1,400	\$1,000	\$1,000
	2022Q1	22402	UNION	STATE	2	\$1,544	\$1,130	\$2,000	\$1,200
		22401	PASSAIC	STATE	5	\$1,405	\$1,340	\$1,300	\$1,200
		22401	PASSAIC	STATE	20	\$50	\$50	\$1,250	\$825.00
		22402	UNION	STATE	20	\$50.00	\$40.00	\$50.00	\$825.00
SET INLET TYPE B, CASTING / U									
602105M	2021Q4	21138	UNION	NHP-0027 (302)	141	\$1,505	\$1,850	\$1,600	\$1,500
	2022Q1	21140	MORRIS	100% State	2	\$1,600	\$1,000	\$1,000	\$1,500
		21139	MORRIS	NHP-0015 (310)	10	\$3,040			\$1,000
		22401	PASSAIC	STATE	20	\$60	\$50	\$1,450	\$1,430
		22402	UNION	STATE	20	\$50.00	\$40.00	\$50.00	\$1,430
		22402	UNION	STATE	29	\$1,670	\$1,585	\$1,575	\$1,600
		22401	PASSAIC	STATE	48	\$1,650	\$1,575	\$1,550	\$1,600
	2022Q2	22122	MORRIS	NHP-0015 (311)	3	\$2,500	\$1,000	\$2,500	\$1,250
		22110	BERGEN	NHP-0017 (307)	4	\$1,965	\$1,500	\$2,100	\$1,500
		22117	PASSAIC	NHP-0020 (301)	13	\$2,000	\$1,750	\$1,000	\$950.00
SET INLET TYPE E, CASTING / U									
602108M	2021Q4	21138	UNION	NHP-0027 (302)	3	\$1,625	\$1,925	\$1,600	\$1,200
	2022Q1	22402	UNION	STATE	3	\$1,701	\$1,710	\$2,000	\$1,700
		22401	PASSAIC	STATE	5	\$1,760	\$1,680	\$1,650	\$1,700
		22401	PASSAIC	STATE	20	\$60	\$50	\$1,550	\$1,760
		22402	UNION	STATE	20	\$50.00	\$50.00	\$50.00	\$1,760
	2022Q2	22122	MORRIS	NHP-0015 (311)	10	\$2,500	\$1,000	\$2,000	\$900.00
SET INLET TYPE ES, CASTING / U									
602111M	2022Q1	22401	PASSAIC	STATE	2	\$3,850	\$3,675	\$3,550	\$3,000

HISTORICAL BID PRICE LISTING
BY REGION

REGION: N

PAY ITEM	CALENDAR QUARTER	CONTRACT NUMBER	COUNTY LOCATION	PROJECT DESCRIPTION	BID QUANTITY	AWARD PRICE	SECOND BIDDER	THIRD BIDDER	ESTIMATE
SET INLET TYPE ES, CASTING / U									
602111M	(cont)	22402	UNION	STATE	2	\$5,355	\$4,180	\$4,000	\$3,000
		22401	PASSAIC	STATE	5	\$150	\$50	\$3,450	\$2,310
		22402	UNION	STATE	5	\$50.00	\$100.00	\$50.00	\$2,310

SET MANHOLE CASTING / U									
602114M	2021Q3	21133	BERGEN	NHP 0208(301)	8	\$1,635	\$1,500	\$860	\$850.00
	2021Q4	21138	UNION	NHP-0027(302)	49	\$1,150	\$900	\$1,100	\$1,000
	2022Q1	22401	PASSAIC	STATE	10	\$60	\$50	\$1,500	\$990.00
		22402	UNION	STATE	10	\$50.00	\$50.00	\$50.00	\$990.00
		22401	PASSAIC	STATE	18	\$700	\$850	\$1,500	\$900.00
		22402	UNION	STATE	48	\$768	\$1,362	\$1,250	\$900.00
	2022Q2	22110	BERGEN	NHP-0017 (307)	25	\$2,100	\$1,000	\$1,400	\$1,100

SET SQUARE FRAMED MANHOLE CASTING, CIRCU / U									
602117M	2022Q1	22402	UNION	STATE	9	\$2,475	\$1,825	\$3,000	\$1,500
		22401	PASSAIC	STATE	13	\$1,825	\$1,725	\$2,500	\$1,500

RECONSTRUCTED INLET, TYPE A, USING EXIST / U									
602120M	2022Q1	21139	MORRIS	NHP-0015(310)	1	\$5,300			\$1,034
		22401	PASSAIC	STATE	5	\$50	\$50	\$1,250	\$800.00
		22402	UNION	STATE	5	\$50.00	\$55.00	\$50.00	\$800.00

RECONSTRUCTED INLET, TYPE B, USING EXIST / U									
602123M	2022Q1	22401	PASSAIC	STATE	5	\$50	\$50	\$1,450	\$1,000
		22402	UNION	STATE	5	\$50.00	\$55.00	\$50.00	\$1,000
	2022Q2	22122	MORRIS	NHP-0015(311)	1	\$5,000	\$1,500	\$2,500	\$2,500

HISTORICAL BID PRICE LISTING
BY REGION

REGION: N

PAY ITEM	CALENDAR QUARTER	CONTRACT NUMBER	COUNTY LOCATION	PROJECT DESCRIPTION	BID QUANTITY	AWARD PRICE	SECOND BIDDER	THIRD BIDDER	ESTIMATE
RECONSTRUCTED INLET, TYPE E, USING EXIST / U									
602129M	2022Q1	22401	PASSAIC	STATE	5	\$60	\$50	\$1,450	\$1,600
		22402	UNION	STATE	5	\$50.00	\$55.00	\$50.00	\$1,600
	2022Q2	22122	MORRIS	NHP-0015 (311)	2	\$5,000	\$1,500	\$2,500	\$2,500
RECONSTRUCTED INLET, TYPE D-1, USING EXI / U									
602138M	2022Q2	22128	ESSEX	NHP-D00S (591)	1	\$6,000	\$5,677		\$2,500
RECONSTRUCTED INLET, TYPE D-2, USING EXI / U									
602141M	2022Q2	22123	BERGEN	STBGP-0208 (302)	2	\$2,000	\$1,575	\$2,750	\$1,800
RECONSTRUCTED INLET, TYPE E-2, USING EXI / U									
602147M	2022Q2	22122	MORRIS	NHP-0015 (311)	1	\$5,000	\$1,900	\$2,500	\$2,000
RECONSTRUCTED INLET, TYPE ____, EXIST CAST / U									
602148M	2022Q2	22123	BERGEN	STBGP-0208 (302)	1	\$2,000	\$3,500	\$3,350	\$2,500
RECONSTRUCTED INLET, TYPE ____, NEW CAST / U									
602149M	2021Q4	21138	UNION	NHP-0027 (302)	51	\$2,135	\$3,500	\$1,700	\$1,500
RECONSTRUCTED INLET, TYPE A, USING NEW C / U									
602150M	2022Q1	22402	UNION	STATE	2	\$2,710	\$1,735	\$1,500	\$1,800
		22401	PASSAIC	STATE	4	\$1,870	\$1,785	\$1,750	\$1,800
		22401	PASSAIC	STATE	10	\$50	\$50	\$1,650	\$1,100
		22402	UNION	STATE	10	\$50.00	\$55.00	\$50.00	\$1,100
RECONSTRUCTED INLET, TYPE B, USING NEW C / U									
602153M	2021Q4	21135	SUSSEX	NHP-0023 (327)	4	\$1,500	\$2,500	\$2,500	\$2,200

HISTORICAL BID PRICE LISTING
BY REGION

REGION: N

PAY ITEM	CALENDAR QUARTER	CONTRACT NUMBER	COUNTY LOCATION	PROJECT DESCRIPTION	BID QUANTITY	AWARD PRICE	SECOND BIDDER	THIRD BIDDER	ESTIMATE
		21138	UNION	NHP-0027 (302)	7	\$4,135	\$2,700	\$1,700	\$2,000
RECONSTRUCTED INLET, TYPE B, USING NEW C / U									
602153M	2022Q1	21140	MORRIS	100% State	2	\$2,600	\$1,400	\$2,500	\$3,000
		22401	PASSAIC	STATE	20	\$70	\$50	\$2,120	\$1,600
		22402	UNION	STATE	20	\$50.00	\$55.00	\$50.00	\$1,600
		22402	UNION	STATE	25	\$2,835	\$2,245	\$1,700	\$2,000
		22401	PASSAIC	STATE	28	\$2,343	\$2,237	\$2,200	\$2,000
	2022Q2	22117	PASSAIC	NHP-0020 (301)	6	\$2,500	\$2,400	\$1,800	\$1,580
RECONSTRUCTED INLET, TYPE E, USING NEW C / U									
602159M	2022Q1	22402	UNION	STATE	2	\$2,835	\$2,365	\$2,500	\$2,300
		22401	PASSAIC	STATE	4	\$2,475	\$2,365	\$2,300	\$2,300
		22401	PASSAIC	STATE	10	\$60	\$50	\$2,200	\$1,650
		22402	UNION	STATE	10	\$50.00	\$55.00	\$50.00	\$1,650
RECONSTRUCTED INLET, TYPE D-1, USING NEW / U									
602168M	2022Q1	22401	PASSAIC	STATE	2	\$2,530	\$2,415	\$2,350	\$2,300
RECONSTRUCTED INLET, TYPE D-2, USING NEW / U									
602171M	2022Q1	22401	PASSAIC	STATE	2	\$2,860	\$2,730	\$2,650	\$2,400
	2022Q2	22123	BERGEN	STBGP-0208 (302)	6	\$3,000	\$3,500	\$5,000	\$4,500
RECONSTRUCTED MANHOLE, USING EXISTING CA / U									
602180M	2022Q1	22401	PASSAIC	STATE	5	\$50	\$50	\$1,600	\$2,200
		22402	UNION	STATE	5	\$50.00	\$50.00	\$50.00	\$2,200
RECONSTRUCTED MANHOLE, USING NEW CASTING / U									
602183M	2022Q1	22401	PASSAIC	STATE	2	\$1,300	\$2,000	\$3,200	\$2,400

HISTORICAL BID PRICE LISTING
 BY REGION

REGION: N

PAY ITEM	CALENDAR QUARTER	CONTRACT NUMBER	COUNTY LOCATION	PROJECT DESCRIPTION	BID QUANTITY	AWARD PRICE	SECOND BIDDER	THIRD BIDDER	ESTIMATE
RECONSTRUCTED MANHOLE, USING NEW CASTING / U									
602183M	(cont)	22401	PASSAIC	STATE	5	\$60	\$50	\$1,950	\$1,540
		22402	UNION	STATE	5	\$2,068	\$1,365	\$1,500	\$2,000
		22402	UNION	STATE	5	\$50.00	\$55.00	\$50.00	\$1,540
	2022Q2	22117	PASSAIC	NHP-0020 (301)	2	\$2,500	\$1,775	\$960	\$700.00

EXTENSION RING FOR EXISTING MANHOLE, 4' / U									
602198M	2021Q3	21133	BERGEN	NHP 0208 (301)	30	\$440.00	\$25.00	\$348.00	\$950.00

HISTORICAL BID PRICE LISTING
BY REGION

REGION: N

PAY ITEM	CALENDAR QUARTER	CONTRACT NUMBER	COUNTY LOCATION	PROJECT DESCRIPTION	BID QUANTITY	AWARD PRICE	SECOND BIDDER	THIRD BIDDER	ESTIMATE

EXTENSION RING FOR EXISTING MANHOLE, 5' / U									
602201M	2022Q2	22115	ESSEX	NHP-0021 (353)	11	\$350.00	\$300.00	\$950.00	\$400.00

BICYCLE SAFE GRATE / U									
602210M	2021Q4	21138	UNION	NHP-0027 (302)	10	\$400.00	\$600.00	\$400.00	\$500.00
	2022Q1	21139	MORRIS	NHP-0015 (310)	1	\$1,600			\$600.00
		22402	UNION	STATE	7	\$475.00	\$365.00	\$550.00	\$400.00
		22102	UNION	NHP-0022 (350)	17	\$350.00	\$575.00	\$640.00	\$248.00
		22401	PASSAIC	STATE	58	\$340.00	\$445.00	\$600.00	\$400.00
		22401	PASSAIC	STATE	100	\$25.00	\$50.00	\$550.00	\$275.00
		22402	UNION	STATE	100	\$50.00	\$25.00	\$375.00	\$275.00
	2022Q2	22110	BERGEN	NHP-0017 (307)	1	\$525.00	\$400.00	\$400.00	\$510.00
		22115	ESSEX	NHP-0021 (353)	17	\$550.00	\$500.00	\$550.00	\$275.00

CURB PIECE / U									
602213M	2021Q3	21133	BERGEN	NHP 0208 (301)	7	\$415.00	\$475.00	\$472.00	\$625.00
	2021Q4	21138	UNION	NHP-0027 (302)	10	\$385.00	\$600.00	\$350.00	\$600.00
	2022Q1	22102	UNION	NHP-0022 (350)	18	\$345.00	\$475.00	\$530.00	\$204.00
		22402	UNION	STATE	20	\$380.00	\$295.00	\$400.00	\$450.00
		21139	MORRIS	NHP-0015 (310)	21	\$1,600			\$351.00
		22401	PASSAIC	STATE	68	\$380.00	\$345.00	\$600.00	\$450.00
		22401	PASSAIC	STATE	125	\$25.00	\$50.00	\$520.00	\$275.00
		22402	UNION	STATE	125	\$50.00	\$25.00	\$350.00	\$275.00
	2022Q2	22123	BERGEN	STBGP-0208 (302)	6	\$500.00	\$500.00	\$550.00	\$1,800
		22110	BERGEN	NHP-0017 (307)	16	\$395.00	\$600.00	\$325.00	\$500.00
		22128	ESSEX	NHP-D00S (591)	31	\$450.00	\$720.00		\$420.00
		22117	PASSAIC	NHP-0020 (301)	37	\$500.00	\$540.00	\$565.00	\$325.00
		22115	ESSEX	NHP-0021 (353)	42	\$475.00	\$500.00	\$460.00	\$285.00

CLEANING DRAINAGE STRUCTURE / U									
602216M	2021Q3	21133	BERGEN	NHP 0208 (301)	15	\$750.00	\$545.00	\$400.00	\$425.00

HISTORICAL BID PRICE LISTING
BY REGION

REGION: N

PAY ITEM	CALENDAR QUARTER	CONTRACT NUMBER	COUNTY LOCATION	PROJECT DESCRIPTION	BID QUANTITY	AWARD PRICE	SECOND BIDDER	THIRD BIDDER	ESTIMATE
CLEANING DRAINAGE STRUCTURE / U									
602216M	2021Q4	21138	UNION	NHP-0027 (302)	30	\$905.00	\$375.00	\$325.00	\$400.00
	2022Q1	22102	UNION	NHP-0022 (350)	11	\$495	\$475	\$1,000	\$272.00
		22401	PASSAIC	STATE	21	\$590	\$1,250	\$350	\$400.00
		22401	PASSAIC	STATE	50	\$50.00	\$50.00	\$240.00	\$375.00
		22402	UNION	STATE	50	\$50.00	\$10.00	\$650.00	\$375.00
		22402	UNION	STATE	68	\$475.00	\$470.00	\$400.00	\$400.00
	2022Q2	22129	MORRIS	STBGP-FLEX-0046 (351)	3	\$550.00	\$700.00	\$696.22	\$400.00
		22122	MORRIS	NHP-0015 (311)	4	\$1,000	\$900	\$660	\$550.00
		22115	ESSEX	NHP-0021 (353)	40	\$495.00	\$500.00	\$882.00	\$300.00
		22117	PASSAIC	NHP-0020 (301)	229	\$350.00	\$335.00	\$750.00	\$130.00
		22110	BERGEN	NHP-0017 (307)	284	\$395.00	\$225.00	\$150.00	\$250.00

TRENCH DRAIN / LF									
602220M	2022Q1	22101	PASSAIC	NHP-0080 (331)	99	\$400.00	\$250.00	\$400.00	\$275.00

OUTLET CONTROL STRUCTURE / U									
602223M	2021Q4	21135	SUSSEX	NHP-0023 (327)	1	\$4,750	\$12,000	\$15,000	\$10,000

MANUFACTURED TREATMENT DEVICE / U									
602229M	2022Q2	22117	PASSAIC	NHP-0020 (301)	5	\$70,000	\$125,000	\$75,000	\$30,000

MANUFACTURED TREATMENT DEVICE NO. ____ / U									
602230M	2021Q4	21135	SUSSEX	NHP-0023 (327)	1	\$30,000	\$30,000	\$75,000	\$50,000
		21135	SUSSEX	NHP-0023 (327)	1	\$65,000	\$50,000	\$75,000	\$50,000

INLET, TYPE ES MODIFIED / U									
602285M	2022Q2	22122	MORRIS	NHP-0015 (311)	1	\$17,500	\$6,000	\$10,500	\$7,500

HISTORICAL BID PRICE LISTING
 BY REGION

REGION: N

PAY ITEM	CALENDAR QUARTER	CONTRACT NUMBER	COUNTY LOCATION	PROJECT DESCRIPTION	BID QUANTITY	AWARD PRICE	SECOND BIDDER	THIRD BIDDER	ESTIMATE

TIDAL CHECK VALVE, SIZE 24" / U									
602346M	2022Q2	22117	PASSAIC	NHP-0020 (301)	1	\$22,000	\$10,000	\$8,400	\$8,000

TIDAL CHECK VALVE, SIZE 30" / U									
602347M	2022Q2	22117	PASSAIC	NHP-0020 (301)	3	\$28,000	\$12,000	\$11,000	\$8,500

TIDAL CHECK VALVE, SIZE 36" / U									
602348M	2022Q2	22117	PASSAIC	NHP-0020 (301)	2	\$35,000	\$15,000	\$12,000	\$9,000

CATCH BASIN TRAP / U									
602380M	2021Q4	21138	UNION	NHP-0027 (302)	72	\$700	\$1,350	\$750	\$500.00

HISTORICAL BID PRICE LISTING
BY REGION

REGION: N

PAY ITEM	CALENDAR QUARTER	CONTRACT NUMBER	COUNTY LOCATION	PROJECT DESCRIPTION	BID QUANTITY	AWARD PRICE	SECOND BIDDER	THIRD BIDDER	ESTIMATE
CONCRETE SLOPE PROTECTION, REINFORCED, 4 / SY									
603015P	2022Q1	21140	MORRIS	100% State	24	\$200.00	\$145.00	\$300.00	\$343.00
RIPRAP STONE SLOPE PROTECTION, "THICK / SY									
603017P	2021Q4	21135	SUSSEX	NHP-0023 (327)	35	\$74.00	\$100.00	\$85.00	\$50.00
	2022Q2	22117	PASSAIC	NHP-0020 (301)	2,860	\$65.00	\$72.00	\$92.00	\$35.00
RIPRAP STONE SLOPE PROTECTION, 24" THICK / SY									
603024P	2021Q4	21135	SUSSEX	NHP-0023 (327)	11	\$310.00	\$300.00	\$125.00	\$80.00
RIPRAP STONE CHANNEL PROTECTION, 12" THI / SY									
603036P	2022Q1	22101	PASSAIC	NHP-0080 (331)	6	\$150.00	\$100.00	\$200.00	\$75.00
	2022Q2	22122	MORRIS	NHP-0015 (311)	36	\$75.00	\$60.00	\$250.00	\$125.00
		22123	BERGEN	STBGP-0208 (302)	53	\$150.00	\$300.00	\$100.00	\$130.00
		22117	PASSAIC	NHP-0020 (301)	299	\$75.00	\$70.00	\$150.00	\$70.00
RIPRAP STONE CHANNEL PROTECTION, 16" THI / SY									
603039P	2022Q2	22122	MORRIS	NHP-0015 (311)	215	\$85.00	\$60.00	\$150.00	\$115.00

HISTORICAL BID PRICE LISTING
BY REGION

REGION: N

PAY ITEM -----	CALENDAR QUARTER	CONTRACT NUMBER	COUNTY LOCATION	PROJECT DESCRIPTION	BID QUANTITY	AWARD PRICE	SECOND BIDDER	THIRD BIDDER	ESTIMATE
-----	-----	-----	-----	-----	-----	-----	-----	-----	-----
GABION WALL / CY									
604003P	2022Q2	22123	BERGEN	STBGP-0208 (302)	65	\$400.00	\$700.00	\$500.00	\$500.00

HISTORICAL BID PRICE LISTING
BY REGION

REGION: N

PAY ITEM	CALENDAR QUARTER	CONTRACT NUMBER	COUNTY LOCATION	PROJECT DESCRIPTION	BID QUANTITY	AWARD PRICE	SECOND BIDDER	THIRD BIDDER	ESTIMATE

CHAIN-LINK FENCE, ALUMINUM-COATED STEEL, / LF									
605003P	2021Q4	21135	SUSSEX	NHP-0023 (327)	677	\$40.00	\$65.00	\$42.00	\$50.00

CHAIN-LINK FENCE, ALUMINUM-COATED STEEL, / LF									
605009P	2022Q1	22424	MORRIS	STATE	3,000	\$67.00	\$94.75		\$75.00

CHAIN-LINK FENCE, PVC-COATED STEEL, 6' H / LF									
605027P	2022Q1	22424	MORRIS	STATE	1,500	\$67.00	\$99.25		\$79.00
	2022Q2	22117	PASSAIC	NHP-0020 (301)	60	\$110.00	\$103.00	\$45.00	\$60.00

CHAIN-LINK FENCE, 4' HIGH / LF									
605039P	2022Q1	22101	PASSAIC	NHP-0080 (331)	343	\$35.00	\$50.00	\$80.00	\$52.00

CHAIN-LINK FENCE, 6' HIGH / LF									
605045P	2021Q4	21138	UNION	NHP-0027 (302)	946	\$36.50	\$35.00	\$50.00	\$60.00
	2022Q2	22123	BERGEN	STBGP-0208 (302)	2,057	\$54.00	\$37.00	\$75.00	\$50.00

SECURITY FENCE / LF									
605055P	2021Q4	21138	UNION	NHP-0027 (302)	40	\$220.00	\$210.00	\$250.00	\$75.00

GATE, CHAIN-LINK FENCE, ALUMINUM COATED / U									
605060M	2022Q1	22424	MORRIS	STATE	3	\$0.01	\$360.00		\$350.00

GATE, CHAIN-LINK FENCE, ALUMINUM COATED / U									
605066M	2022Q1	22424	MORRIS	STATE	3	\$0.01	\$750.00		\$400.00

HISTORICAL BID PRICE LISTING
 BY REGION

REGION: N

PAY ITEM	CALENDAR QUARTER	CONTRACT NUMBER	COUNTY LOCATION	PROJECT DESCRIPTION	BID QUANTITY	AWARD PRICE	SECOND BIDDER	THIRD BIDDER	ESTIMATE

GATE, CHAIN-LINK FENCE, ALUMINUM COATED / U									
605069M	2021Q4	21135	SUSSEX	NHP-0023(327)	1	\$1,500	\$1,600	\$2,000	\$1,500
	2022Q1	22424	MORRIS	STATE	3	\$0.01	\$925.00		\$450.00

GATE, CHAIN-LINK FENCE, ALUMINUM COATED / U									
605072M	2022Q1	22424	MORRIS	STATE	3	\$0.01	\$960.00		\$500.00

GATE, CHAIN-LINK FENCE, ALUMINUM COATED / U									
605081M	2022Q1	22424	MORRIS	STATE	3	\$0	\$1,275		\$600.00

GATE, CHAIN-LINK FENCE, PVC-COATED STEEL / U									
605099M	2022Q1	22424	MORRIS	STATE	3	\$0.01	\$535.00		\$360.00

HISTORICAL BID PRICE LISTING
BY REGION

REGION: N

PAY ITEM	CALENDAR QUARTER	CONTRACT NUMBER	COUNTY LOCATION	PROJECT DESCRIPTION	BID QUANTITY	AWARD PRICE	SECOND BIDDER	THIRD BIDDER	ESTIMATE

GATE, CHAIN-LINK FENCE, PVC-COATED STEEL / U									
605105M	2022Q1	22424	MORRIS	STATE	3	\$0.01	\$860.00		\$410.00

GATE, CHAIN-LINK FENCE, PVC-COATED STEEL / U									
605108M	2022Q1	22424	MORRIS	STATE	3	\$0	\$1,400		\$460.00

GATE, CHAIN-LINK FENCE, PVC-COATED STEEL / U									
605111M	2022Q1	22424	MORRIS	STATE	3	\$0	\$1,450		\$630.00

GATE, CHAIN-LINK FENCE, PVC-COATED STEEL / U									
605120M	2022Q1	22424	MORRIS	STATE	3	\$0	\$1,900		\$650.00

SLIDING GATE, SECURITY FENCE, 12' WIDE / U									
605152M	2022Q1	22424	MORRIS	STATE	2	\$0	\$4,625		\$4,125

GATE, CHAIN-LINK FENCE, 15' WIDE / U									
605156M	2021Q4	21138	UNION	NHP-0027(302)	1	\$2,200	\$2,100	\$2,200	\$2,000

GATE, CHAIN-LINK FENCE, 30' WIDE / U									
605171M	2021Q4	21138	UNION	NHP-0027(302)	1	\$3,520	\$3,250	\$3,500	\$3,000

REPAIRING CHAIN-LINK FENCE / LF									
605174M	2022Q1	22424	MORRIS	STATE	2,000	\$60.00	\$74.22		\$55.00

BARRIER CURB MOUNTED FENCE / LF									
605175M	2022Q1	22424	MORRIS	STATE	770	\$150.00	\$144.65		\$115.00

HISTORICAL BID PRICE LISTING
 BY REGION

REGION: N

PAY ITEM	CALENDAR QUARTER	CONTRACT NUMBER	COUNTY LOCATION	PROJECT DESCRIPTION	BID QUANTITY	AWARD PRICE	SECOND BIDDER	THIRD BIDDER	ESTIMATE

TEMPORARY CHAIN-LINK FENCE, 6' HIGH / LF									
605183P	2022Q2	22117	PASSAIC	NHP-0020 (301)	100	\$60.00	\$57.00	\$29.00	\$50.00

HANDRAIL / LF									
605193P	2022Q1	22101	PASSAIC	NHP-0080 (331)	1,465	\$90.00	\$25.00	\$54.00	\$35.00

WOOD STOCKADE FENCE / LF									
605195P	2022Q2	22123	BERGEN	STBGP-0208 (302)	88	\$165.00	\$55.00	\$150.00	\$100.00

HISTORICAL BID PRICE LISTING
 BY REGION

REGION: N

PAY ITEM	CALENDAR QUARTER	CONTRACT NUMBER	COUNTY LOCATION	PROJECT DESCRIPTION	BID QUANTITY	AWARD PRICE	SECOND BIDDER	THIRD BIDDER	ESTIMATE

RESET FENCE / LF									
605212P	2021Q4	21138	UNION	NHP-0027 (302)	59	\$44.00	\$42.00	\$75.00	\$40.00
	2022Q1	22424	MORRIS	STATE	250	\$150.00	\$144.65		\$145.00
		22424	MORRIS	STATE	1,000	\$60.00	\$74.22		\$65.00
	2022Q2	22117	PASSAIC	NHP-0020 (301)	190	\$76.00	\$70.00	\$40.00	\$75.00

VINYL PRIVACY FENCE, 6' HIGH / LF									
605230P	2022Q2	22129	MORRIS	STBGP-FLEX-0046 (351)	55	\$125.00	\$75.00	\$138.17	\$20.00

HISTORICAL BID PRICE LISTING
BY REGION

REGION: N

PAY ITEM	CALENDAR QUARTER	CONTRACT NUMBER	COUNTY LOCATION	PROJECT DESCRIPTION	BID QUANTITY	AWARD PRICE	SECOND BIDDER	THIRD BIDDER	ESTIMATE

HOT MIX ASPHALT SIDEWALK, 2" THICK / SY									
606003P	2021Q4	21138	UNION	NHP-0027 (302)	2,000	\$66.00	\$55.00	\$40.00	\$55.00
	2022Q2	22122	MORRIS	NHP-0015 (311)	9	\$100.00	\$160.00	\$150.00	\$95.00
		22117	PASSAIC	NHP-0020 (301)	26	\$50.00	\$102.00	\$48.00	\$50.00

HOT MIX ASPHALT SIDEWALK, 5 1/2" THICK / SY									
606009P	2021Q4	21138	UNION	NHP-0027 (302)	53	\$77.00	\$75.00	\$50.00	\$75.00
	2022Q1	22401	PASSAIC	STATE	2	\$150.00	\$160.00	\$160.00	\$80.00
		22402	UNION	STATE	15	\$175.00	\$110.00	\$200.00	\$130.00

CONCRETE SIDEWALK, 4" THICK / SY									
606012P	2021Q4	21135	SUSSEX	NHP-0023 (327)	20	\$150.00	\$200.00	\$165.00	\$210.00
		21137	MORRIS	STBGP-FLEX-0046 (346)	706	\$181.25	\$300.00	\$220.00	\$150.00
		21138	UNION	NHP-0027 (302)	13,822	\$134.10	\$190.00	\$70.00	\$90.00
	2022Q1	22101	PASSAIC	NHP-0080 (331)	2	\$10.00	\$300.00	\$300.00	\$150.00
		22427	BERGEN	100% STATE	250	\$80.00	\$75.00	\$200.00	\$100.00
		22401	PASSAIC	STATE	500	\$40.00	\$50.00	\$175.00	\$77.00
		22402	UNION	STATE	500	\$50.00	\$40.00	\$110.00	\$77.00
	2022Q2	22110	BERGEN	NHP-0017 (307)	487	\$202.65	\$96.00	\$170.00	\$115.00
		22129	MORRIS	STBGP-FLEX-0046 (351)	519	\$140.00	\$150.00	\$149.95	\$80.00
		22117	PASSAIC	NHP-0020 (301)	3,547	\$100.00	\$115.00	\$175.00	\$85.00

TINTED CONCRETE SIDEWALK, 4" THICK / SY									
606013P	2021Q4	21138	UNION	NHP-0027 (302)	284	\$145.00	\$295.00	\$125.00	\$120.00
	2022Q2	22117	PASSAIC	NHP-0020 (301)	538	\$180.00	\$140.00	\$250.00	\$125.00

CONCRETE SIDEWALK, 6" THICK / SY									
606018P	2022Q1	22427	BERGEN	100% STATE	150	\$85.00	\$90.00	\$220.00	\$90.00

HISTORICAL BID PRICE LISTING
BY REGION

REGION: N

PAY ITEM	CALENDAR QUARTER	CONTRACT NUMBER	COUNTY LOCATION	PROJECT DESCRIPTION	BID QUANTITY	AWARD PRICE	SECOND BIDDER	THIRD BIDDER	ESTIMATE

CONCRETE SIDEWALK, 6" THICK / SY									
606018P	(cont)	22401	PASSAIC	STATE	250	\$40.00	\$50.00	\$175.00	\$82.00
		22402	UNION	STATE	250	\$50.00	\$40.00	\$120.00	\$82.00
		22401	PASSAIC	STATE	514	\$193.00	\$184.00	\$185.00	\$100.00
		22402	UNION	STATE	1,167	\$145.30	\$165.00	\$120.50	\$100.00
	2022Q2	22122	MORRIS	NHP-0015 (311)	1	\$1,100	\$500	\$500	\$160.00

CONCRETE SIDEWALK, 8" THICK / SY									
606021P	2021Q4	21138	UNION	NHP-0027 (302)	443	\$150.00	\$270.00	\$130.00	\$150.00
	2022Q2	22117	PASSAIC	NHP-0020 (301)	153	\$200.00	\$150.00	\$200.00	\$150.00
		22128	ESSEX	NHP-D00S (591)	324	\$600.00	\$660.00		\$175.00

CONCRETE SIDEWALK, REINFORCED, 6" THICK / SY									
606024P	2022Q1	22101	PASSAIC	NHP-0080 (331)	727	\$50.00	\$150.00	\$100.00	\$125.00

RESET PRECAST CONCRETE PAVERS / SY									
606028P	2022Q1	22402	UNION	STATE	258	\$126.00	\$165.00	\$110.00	\$100.00

BRICK PAVERS / SY									
606029P	2021Q4	21138	UNION	NHP-0027 (302)	59	\$138.00	\$440.00	\$280.00	\$175.00
	2022Q1	22427	BERGEN	100% STATE	25	\$100.00	\$16.00	\$400.00	\$175.00

HOT MIX ASPHALT DRIVEWAY, 4" THICK / SY									
606036P	2021Q4	21135	SUSSEX	NHP-0023 (327)	1,194	\$36.00	\$35.00	\$55.00	\$45.00

HOT MIX ASPHALT DRIVEWAY, 6" THICK / SY									
606039P	2021Q4	21137	MORRIS	STBGP-FLEX-0046 (346)	27	\$93.75	\$100.00	\$65.00	\$100.00

HISTORICAL BID PRICE LISTING
BY REGION

REGION: N

PAY ITEM	CALENDAR QUARTER	CONTRACT NUMBER	COUNTY LOCATION	PROJECT DESCRIPTION	BID QUANTITY	AWARD PRICE	SECOND BIDDER	THIRD BIDDER	ESTIMATE
HOT MIX ASPHALT DRIVEWAY, 6" THICK / SY									
606039P	(cont)	21138	UNION	NHP-0027 (302)	220	\$85.00	\$150.00	\$60.00	\$100.00
		21135	SUSSEX	NHP-0023 (327)	816	\$45.00	\$50.00	\$59.00	\$55.00
	2022Q1	22402	UNION	STATE	152	\$125.00	\$85.00	\$81.00	\$55.00
		22401	PASSAIC	STATE	156	\$95.00	\$150.00	\$175.00	\$55.00
		22401	PASSAIC	STATE	250	\$15.00	\$10.00	\$115.00	\$77.00
		22402	UNION	STATE	250	\$10.00	\$12.00	\$90.00	\$77.00
	2022Q2	22117	PASSAIC	NHP-0020 (301)	884	\$42.00	\$95.00	\$70.00	\$40.00
HOT MIX ASPHALT DRIVEWAY, 8" THICK / SY									
606040P	2021Q4	21138	UNION	NHP-0027 (302)	410	\$95.00	\$180.00	\$64.00	\$150.00
HOT MIX ASPHALT DRIVEWAY, VARIABLE THICK / SY									
606042P	2022Q1	22401	PASSAIC	STATE	250	\$10.00	\$10.00	\$55.00	\$60.00
		22402	UNION	STATE	250	\$10.00	\$9.00	\$74.00	\$60.00
		22402	UNION	STATE	557	\$95.00	\$55.00	\$70.00	\$35.00
		22401	PASSAIC	STATE	681	\$55.00	\$78.00	\$100.00	\$35.00
	2022Q2	22122	MORRIS	NHP-0015 (311)	223	\$65.00	\$100.00	\$55.00	\$60.00
STONE OR GRAVEL DRIVEWAY, ___" THICK / SY									
606044P	2022Q2	22122	MORRIS	NHP-0015 (311)	149	\$35.00	\$20.00	\$49.00	\$30.00
CONCRETE DRIVEWAY, 6" THICK / SY									
606051P	2021Q4	21137	MORRIS	STBGP-FLEX-0046 (346)	17	\$187.50	\$325.00	\$300.00	\$140.00
	2022Q1	22401	PASSAIC	STATE	238	\$193.00	\$184.00	\$185.00	\$160.00
		22402	UNION	STATE	1,020	\$145.25	\$165.00	\$120.00	\$100.00
	2022Q2	22117	PASSAIC	NHP-0020 (301)	88	\$150.00	\$162.00	\$190.00	\$160.00

HISTORICAL BID PRICE LISTING
BY REGION

REGION: N

PAY ITEM	CALENDAR QUARTER	CONTRACT NUMBER	COUNTY LOCATION	PROJECT DESCRIPTION	BID QUANTITY	AWARD PRICE	SECOND BIDDER	THIRD BIDDER	ESTIMATE

CONCRETE DRIVEWAY, 8" THICK / SY									
606054P	2022Q2	22129	MORRIS	STBGP-FLEX-0046 (351)	166	\$200.00	\$190.00	\$182.09	\$180.00

CONCRETE DRIVEWAY, REINFORCED, 6" THICK / SY									
606057P	2021Q4	21138	UNION	NHP-0027 (302)	1,009	\$121.00	\$230.00	\$80.00	\$120.00
	2022Q2	22117	PASSAIC	NHP-0020 (301)	34	\$150.00	\$180.00	\$200.00	\$155.00

CONCRETE DRIVEWAY, REINFORCED, 8" THICK / SY									
606060P	2021Q4	21138	UNION	NHP-0027 (302)	754	\$155.00	\$250.00	\$100.00	\$180.00
	2022Q1	22401	PASSAIC	STATE	120	\$204.00	\$195.00	\$195.00	\$200.00
		22402	UNION	STATE	146	\$177.20	\$182.00	\$140.00	\$200.00

CONCRETE ISLAND, 4" THICK / SY									
606075P	2021Q4	21135	SUSSEX	NHP-0023 (327)	3	\$150.00	\$200.00	\$80.00	\$200.00
		21138	UNION	NHP-0027 (302)	263	\$116.00	\$200.00	\$74.00	\$105.00
	2022Q2	22110	BERGEN	NHP-0017 (307)	173	\$197.65	\$96.00	\$115.00	\$173.00
		22117	PASSAIC	NHP-0020 (301)	1,059	\$150.00	\$132.00	\$175.00	\$80.00

CONCRETE ISLAND, 6" THICK / SY									
606078P	2022Q1	22402	UNION	STATE	144	\$145.25	\$165.00	\$121.00	\$120.00
		21140	MORRIS	100% State	341	\$100.00	\$65.00	\$80.00	\$150.00
		22401	PASSAIC	STATE	408	\$193.00	\$184.00	\$190.00	\$120.00
	2022Q2	22122	MORRIS	NHP-0015 (311)	15	\$300.00	\$500.00	\$135.00	\$175.00
		22129	MORRIS	STBGP-FLEX-0046 (351)	25	\$160.00	\$160.00	\$155.31	\$350.00

DETECTABLE WARNING SURFACE / SY									
606084P	2021Q4	21135	SUSSEX	NHP-0023 (327)	4	\$200.00	\$300.00	\$255.00	\$300.00

HISTORICAL BID PRICE LISTING
BY REGION

REGION: N

PAY ITEM	CALENDAR QUARTER	CONTRACT NUMBER	COUNTY LOCATION	PROJECT DESCRIPTION	BID QUANTITY	AWARD PRICE	SECOND BIDDER	THIRD BIDDER	ESTIMATE

DETECTABLE WARNING SURFACE / SY									
606084P	(cont)	21137	MORRIS	STBGP-FLEX-0046 (346)	88	\$331.25	\$250.00	\$300.00	\$275.00
		21138	UNION	NHP-0027 (302)	237	\$270.00	\$250.00	\$500.00	\$250.00
	2022Q1	22101	PASSAIC	NHP-0080 (331)	1	\$1,000	\$300	\$550	\$300.00
		22427	BERGEN	100% STATE	5	\$80.00	\$175.00	\$160.00	\$70.00
		22401	PASSAIC	STATE	31	\$330.00	\$315.00	\$330.00	\$360.00
		22401	PASSAIC	STATE	50	\$50.00	\$300.00	\$320.00	\$200.00
		22402	UNION	STATE	50	\$300.00	\$50.00	\$550.00	\$200.00
		22402	UNION	STATE	81	\$359.10	\$330.00	\$550.00	\$360.00
	2022Q2	22129	MORRIS	STBGP-FLEX-0046 (351)	32	\$250.00	\$750.00	\$669.44	\$450.00
		22110	BERGEN	NHP-0017 (307)	44	\$385.00	\$220.00	\$120.00	\$250.00
		22117	PASSAIC	NHP-0020 (301)	87	\$300.00	\$475.00	\$650.00	\$250.00

DETECTABLE WARNING SURFACE, PAVER / SF									
606085P	2022Q1	22402	UNION	STATE	16	\$18.90	\$55.00	\$82.00	\$100.00

DETECTABLE WARNING SURFACE, CAST IRON / SY									
606088P	2021Q4	21138	UNION	NHP-0027 (302)	225	\$470.00	\$425.00	\$600.00	\$365.00

GRANITE PAVING / SF									
606094P	2021Q4	21138	UNION	NHP-0027 (302)	2,719	\$19.00	\$75.00	\$105.00	\$120.00

TURF PAVERS / SY									
606095P	2022Q1	22427	BERGEN	100% STATE	150	\$150.00	\$10.00	\$300.00	\$150.00
	2022Q2	22129	MORRIS	STBGP-FLEX-0046 (351)	11	\$385.00	\$250.00	\$214.22	\$200.00

HISTORICAL BID PRICE LISTING
 BY REGION

REGION: N

PAY ITEM	CALENDAR QUARTER	CONTRACT NUMBER	COUNTY LOCATION	PROJECT DESCRIPTION	BID QUANTITY	AWARD PRICE	SECOND BIDDER	THIRD BIDDER	ESTIMATE
STAMPED COLORED CONC SIDEWALKS, 4" / SY									
606103P	2022Q1	22402	UNION	STATE	83	\$189.00	\$220.00	\$275.00	\$300.00

HISTORICAL BID PRICE LISTING
BY REGION

REGION: N

PAY ITEM	CALENDAR QUARTER	CONTRACT NUMBER	COUNTY LOCATION	PROJECT DESCRIPTION	BID QUANTITY	AWARD PRICE	SECOND BIDDER	THIRD BIDDER	ESTIMATE

15" X 41" CONCRETE BARRIER CURB / LF									
607003P	2021Q4	21138	UNION	NHP-0027 (302)	17	\$770.00	\$800.00	\$350.00	\$250.00

24" X 41" CONCRETE BARRIER CURB / LF									
607012P	2022Q1	22401	PASSAIC	STATE	140	\$770.00	\$735.00	\$760.00	\$225.00
	2022Q2	22128	ESSEX	NHP-D00S (591)	240	\$585.00	\$485.00		\$350.00
		22117	PASSAIC	NHP-0020 (301)	548	\$310.00	\$235.00	\$240.00	\$165.00

9" X 16" CONCRETE VERTICAL CURB / LF									
607018P	2021Q4	21137	MORRIS	STBGP-FLEX-0046 (346)	147	\$125.00	\$110.00	\$125.00	\$50.00
		21135	SUSSEX	NHP-0023 (327)	10,207	\$30.00	\$30.00	\$32.00	\$40.00
		21138	UNION	NHP-0027 (302)	17,546	\$75.15	\$92.00	\$50.00	\$40.00
	2022Q1	22427	BERGEN	100% STATE	45	\$85.00	\$45.00	\$160.00	\$75.00
		22101	PASSAIC	NHP-0080 (331)	509	\$30.00	\$50.00	\$40.00	\$70.00
		22401	PASSAIC	STATE	796	\$102.00	\$99.10	\$105.00	\$45.00
		22401	PASSAIC	STATE	1,000	\$25.00	\$50.00	\$100.00	\$42.00
		22402	UNION	STATE	1,000	\$55.00	\$30.00	\$72.00	\$42.00
		22402	UNION	STATE	3,348	\$94.17	\$92.00	\$72.00	\$42.00
	2022Q2	22122	MORRIS	NHP-0015 (311)	20	\$51.00	\$50.00	\$46.00	\$90.00
		22115	ESSEX	NHP-0021 (353)	820	\$114.00	\$51.32	\$106.50	\$45.00
		22129	MORRIS	STBGP-FLEX-0046 (351)	1,722	\$60.00	\$50.00	\$52.48	\$75.00
		22110	BERGEN	NHP-0017 (307)	1,924	\$89.00	\$56.00	\$48.75	\$78.00
		22128	ESSEX	NHP-D00S (591)	4,783	\$125.00	\$110.00		\$50.00
		22117	PASSAIC	NHP-0020 (301)	17,204	\$86.00	\$44.00	\$60.00	\$40.00

9" X 18" CONCRETE VERTICAL CURB / LF									
607021P	2021Q4	21137	MORRIS	STBGP-FLEX-0046 (346)	1,055	\$125.00	\$115.00	\$125.00	\$50.00
	2022Q1	21139	MORRIS	NHP-0015 (310)	53	\$280.00			\$75.00
		21140	MORRIS	100% State	582	\$30.00	\$35.00	\$40.00	\$80.00

HISTORICAL BID PRICE LISTING
BY REGION

REGION: N

PAY ITEM	CALENDAR QUARTER	CONTRACT NUMBER	COUNTY LOCATION	PROJECT DESCRIPTION	BID QUANTITY	AWARD PRICE	SECOND BIDDER	THIRD BIDDER	ESTIMATE
9" X 18" CONCRETE VERTICAL CURB / LF									
607021P	(cont)	22401	PASSAIC	STATE	750	\$25.00	\$50.00	\$100.00	\$50.00
		22402	UNION	STATE	750	\$55.00	\$20.00	\$72.00	\$50.00
		22402	UNION	STATE	1,288	\$94.17	\$92.00	\$72.00	\$50.00
		22401	PASSAIC	STATE	2,486	\$102.00	\$99.10	\$105.00	\$50.00
	2022Q2	22122	MORRIS	NHP-0015 (311)	327	\$51.00	\$55.00	\$67.00	\$100.00
		22117	PASSAIC	NHP-0020 (301)	469	\$86.00	\$72.00	\$62.00	\$60.00

9" X 20" CONCRETE VERTICAL CURB / LF									
607024P	2022Q1	22402	UNION	STATE	79	\$94.17	\$92.00	\$72.00	\$55.00
		22401	PASSAIC	STATE	100	\$30.00	\$50.00	\$100.00	\$60.00
		22402	UNION	STATE	100	\$55.00	\$20.00	\$72.00	\$60.00
		22401	PASSAIC	STATE	1,418	\$102.00	\$99.10	\$105.00	\$55.00
	2022Q2	22117	PASSAIC	NHP-0020 (301)	21	\$86.00	\$96.00	\$65.00	\$60.00

12" X 13" CONCRETE SLOPING CURB / LF									
607030P	2021Q4	21137	MORRIS	STBGP-FLEX-0046 (346)	7	\$125.00	\$90.00	\$125.00	\$35.00
		21138	UNION	NHP-0027 (302)	1,062	\$75.15	\$92.00	\$50.00	\$85.00
	2022Q1	22402	UNION	STATE	187	\$94.17	\$92.00	\$72.00	\$75.00
		22401	PASSAIC	STATE	250	\$25.00	\$50.00	\$100.00	\$52.00
		22402	UNION	STATE	250	\$55.00	\$20.00	\$72.00	\$52.00
	2022Q2	22117	PASSAIC	NHP-0020 (301)	539	\$86.00	\$50.00	\$70.00	\$50.00
		22122	MORRIS	NHP-0015 (311)	1,492	\$36.00	\$35.00	\$50.00	\$70.00

9" X 14" CONCRETE VERTICAL CURB / LF									
607034P	2021Q4	21135	SUSSEX	NHP-0023 (327)	1,353	\$29.00	\$30.00	\$30.00	\$40.00
	2022Q1	22101	PASSAIC	NHP-0080 (331)	165	\$30.00	\$50.00	\$40.00	\$70.00
		22102	UNION	NHP-0022 (350)	888	\$120.15	\$82.50	\$113.00	\$55.00

HISTORICAL BID PRICE LISTING
BY REGION

REGION: N

PAY ITEM	CALENDAR QUARTER	CONTRACT NUMBER	COUNTY LOCATION	PROJECT DESCRIPTION	BID QUANTITY	AWARD PRICE	SECOND BIDDER	THIRD BIDDER	ESTIMATE
9" X 14" CONCRETE VERTICAL CURB / LF									
607034P	2022Q2	22110	BERGEN	NHP-0017 (307)	705	\$88.00	\$55.00	\$42.00	\$40.00
		22128	ESSEX	NHP-D00S (591)	998	\$125.00	\$110.00		\$40.00
		22117	PASSAIC	NHP-0020 (301)	5,157	\$86.00	\$45.00	\$60.00	\$50.00

9" X 6" CONCRETE VERTICAL CURB, DOWELLED / LF									
607045P	2022Q1	21140	MORRIS	100% State	1,584	\$30.00	\$32.00	\$30.00	\$45.00

24" X VARIABLE HEIGHT CONCRETE BARRIER C / LF									
607060P	2022Q2	22117	PASSAIC	NHP-0020 (301)	419	\$220.00	\$260.00	\$500.00	\$155.00
		22123	BERGEN	STBGP-0208 (302)	1,139	\$225.00	\$150.00	\$225.00	\$220.00

24" X VARIABLE HEIGHT CONCRETE BARRIER C / LF									
607066P	2022Q2	22117	PASSAIC	NHP-0020 (301)	1,714	\$200.00	\$240.00	\$540.00	\$195.00

9" X VARIABLE HEIGHT CONCRETE VERTICAL C / LF									
607069P	2021Q3	21133	BERGEN	NHP 0208 (301)	84	\$400.00	\$425.00	\$150.00	\$80.00

GRANITE CURB / LF									
607075P	2022Q2	22129	MORRIS	STBGP-FLEX-0046 (351)	178	\$80.00	\$170.00	\$171.38	\$200.00

BELGIAN BLOCK CURB / LF									
607076P	2022Q1	22402	UNION	STATE	504	\$96.45	\$92.00	\$72.00	\$75.00

9" X 4" HOT MIX ASPHALT CURB / LF									
607081P	2022Q2	22122	MORRIS	NHP-0015 (311)	1,030	\$48.00	\$25.00	\$15.32	\$20.00

HISTORICAL BID PRICE LISTING
 BY REGION

REGION: N

PAY ITEM	CALENDAR QUARTER	CONTRACT NUMBER	COUNTY LOCATION	PROJECT DESCRIPTION	BID QUANTITY	AWARD PRICE	SECOND BIDDER	THIRD BIDDER	ESTIMATE
24 1/2" X ___" F SHAPE BAR CURB, DOWELLED / LF									
607112P	2022Q2	22117	PASSAIC	NHP-0020(301)	1,822	\$165.00	\$175.00	\$425.00	\$185.00

VAR WIDTH X VAR HT F SHAPE CONC BAR CURB / LF									
607115P	2022Q2	22117	PASSAIC	NHP-0020(301)	4,072	\$465.00	\$305.00	\$600.00	\$195.00

HISTORICAL BID PRICE LISTING
 BY REGION

REGION: N

PAY ITEM	CALENDAR QUARTER	CONTRACT NUMBER	COUNTY LOCATION	PROJECT DESCRIPTION	BID QUANTITY	AWARD PRICE	SECOND BIDDER	THIRD BIDDER	ESTIMATE
9" X VAR HT TINTED CONCRETE VERT CURB / LF									
607220P	2021Q4	21138	UNION	NHP-0027(302)	432	\$87.15	\$125.00	\$90.00	\$60.00

HISTORICAL BID PRICE LISTING
BY REGION

REGION: N

PAY ITEM	CALENDAR QUARTER	CONTRACT NUMBER	COUNTY LOCATION	PROJECT DESCRIPTION	BID QUANTITY	AWARD PRICE	SECOND BIDDER	THIRD BIDDER	ESTIMATE

NONVEGETATIVE SURFACE, HOT MIX ASPHALT / SY									
608003P	2021Q4	21137	MORRIS	STBGP-FLEX-0046 (346)	23	\$112.50	\$70.00	\$65.00	\$45.00
		21135	SUSSEX	NHP-0023 (327)	547	\$47.00	\$40.00	\$50.00	\$40.00
	2022Q1	22427	BERGEN	100% STATE	50	\$47.00	\$45.00	\$90.00	\$50.00
		22401	PASSAIC	STATE	82	\$55.00	\$99.10	\$105.00	\$75.00
		21139	MORRIS	NHP-0015 (310)	84	\$115.20			\$65.00

NONVEGETATIVE SURFACE, POROUS HMA / SY									
608004P	2021Q4	21138	UNION	NHP-0027 (302)	304	\$44.00	\$75.00	\$68.00	\$50.00
	2022Q1	22102	UNION	NHP-0022 (350)	1,193	\$46.60	\$46.50	\$46.75	\$54.00
	2022Q2	22115	ESSEX	NHP-0021 (353)	246	\$50.00	\$53.00	\$48.16	\$50.00
		22122	MORRIS	NHP-0015 (311)	637	\$55.00	\$65.00	\$35.00	\$55.00
		22110	BERGEN	NHP-0017 (307)	999	\$48.00	\$45.00	\$66.75	\$48.00
		22128	ESSEX	NHP-D00S (591)	1,096	\$100.00	\$55.00		\$50.00
		22117	PASSAIC	NHP-0020 (301)	16,121	\$48.00	\$49.00	\$44.00	\$35.00

NONVEGETATIVE SURFACE, POROUS HOT MIX AS / SY									
608005P	2022Q1	21140	MORRIS	100% State	352	\$70.00	\$75.00	\$50.00	\$80.00
	2022Q2	22123	BERGEN	STBGP-0208 (302)	2,900	\$66.00	\$45.00	\$100.00	\$35.00

NONVEGETATIVE SURFACE, POLYESTER MATTING / SY									
608012P	2021Q4	21135	SUSSEX	NHP-0023 (327)	4,127	\$50.00	\$55.00	\$55.00	\$45.00
	2022Q1	22101	PASSAIC	NHP-0080 (331)	396	\$55.00	\$70.00	\$85.00	\$50.00

NONVEGETATIVE SURFACE, BROKEN STONE / SY									
608015P	2022Q1	22401	PASSAIC	STATE	13	\$110.00	\$75.00	\$90.00	\$60.00

HISTORICAL BID PRICE LISTING
BY REGION

REGION: N

PAY ITEM	CALENDAR QUARTER	CONTRACT NUMBER	COUNTY LOCATION	PROJECT DESCRIPTION	BID QUANTITY	AWARD PRICE	SECOND BIDDER	THIRD BIDDER	ESTIMATE

BEAM GUIDE RAIL / LF									
609003M	2021Q4	21138	UNION	NHP-0027 (302)	450	\$40.15	\$38.00	\$49.00	\$35.00
		21135	SUSSEX	NHP-0023 (327)	6,697	\$40.50	\$45.00	\$43.00	\$30.00
	2022Q1	21139	MORRIS	NHP-0015 (310)	188	\$90.22			\$40.00
		21140	MORRIS	100% State	387	\$47.00	\$48.00	\$45.00	\$60.00
		22101	PASSAIC	NHP-0080 (331)	606	\$35.00	\$45.00	\$48.00	\$40.00
		22102	UNION	NHP-0022 (350)	5,206	\$38.15	\$37.00	\$36.85	\$33.00
	2022Q2	22115	ESSEX	NHP-0021 (353)	337	\$39.00	\$45.00	\$37.80	\$45.00
		22122	MORRIS	NHP-0015 (311)	1,187	\$40.00	\$45.00	\$44.00	\$40.00
		22110	BERGEN	NHP-0017 (307)	1,250	\$40.00	\$46.00	\$50.00	\$37.00
		22123	BERGEN	STBGP-0208 (302)	3,976	\$40.00	\$36.00	\$43.50	\$30.00
		22128	ESSEX	NHP-D00S (591)	7,438	\$41.00	\$52.00		\$45.00
		22117	PASSAIC	NHP-0020 (301)	24,658	\$40.00	\$39.00	\$40.00	\$27.00

BEAM GUIDE RAIL, BRIDGE / LF									
609004M	2021Q4	21138	UNION	NHP-0027 (302)	464	\$163.00	\$154.00	\$243.00	\$150.00
	2022Q2	22128	ESSEX	NHP-D00S (591)	625	\$250.00	\$350.00		\$150.00
		22117	PASSAIC	NHP-0020 (301)	711	\$195.00	\$190.00	\$285.00	\$160.00

BEAM GUIDE RAIL, DUAL-FACED / LF									
609006M	2021Q4	21138	UNION	NHP-0027 (302)	100	\$50.00	\$47.00	\$74.00	\$50.00

MODIFIED THRIE BEAM GUIDE RAIL / LF									
609009M	2022Q2	22117	PASSAIC	NHP-0020 (301)	28	\$100.00	\$95.00	\$95.00	\$75.00

MODIFIED THRIE BEAM GUIDE RAIL, BRIDGE / LF									
609011M	2021Q4	21138	UNION	NHP-0027 (302)	312	\$226.00	\$214.00	\$329.00	\$225.00

THRIE BEAM GUIDE RAIL, BRIDGE / LF									
609015M	2022Q2	22128	ESSEX	NHP-D00S (591)	50	\$275.00	\$375.00		\$175.00

HISTORICAL BID PRICE LISTING
BY REGION

REGION: N

PAY ITEM	CALENDAR QUARTER	CONTRACT NUMBER	COUNTY LOCATION	PROJECT DESCRIPTION	BID QUANTITY	AWARD PRICE	SECOND BIDDER	THIRD BIDDER	ESTIMATE
		22117	PASSAIC	NHP-0020 (301)	388	\$225.00	\$230.00	\$225.00	\$125.00
RUB RAIL / LF									
609021M	2022Q2	22122	MORRIS	NHP-0015 (311)	100	\$14.00	\$18.00	\$16.00	\$16.00

TANGENT GUIDE RAIL TERMINAL / U									
609027M	2021Q4	21135	SUSSEX	NHP-0023 (327)	12	\$4,300	\$4,800	\$4,100	\$3,100
	2022Q1	21140	MORRIS	100% State	1	\$4,500	\$4,600	\$4,000	\$4,800
		22101	PASSAIC	NHP-0080 (331)	1	\$4,500	\$5,000	\$4,100	\$3,500
		22102	UNION	NHP-0022 (350)	6	\$4,420	\$4,200	\$4,235	\$4,250
	2022Q2	22123	BERGEN	STBGP-0208 (302)	1	\$4,000	\$4,250	\$3,500	\$3,400
		22122	MORRIS	NHP-0015 (311)	2	\$4,000	\$4,000	\$4,100	\$4,200
		22128	ESSEX	NHP-D00S (591)	3	\$4,200	\$4,550		\$3,800
		22110	BERGEN	NHP-0017 (307)	5	\$4,620	\$4,300	\$4,800	\$3,500
		22117	PASSAIC	NHP-0020 (301)	24	\$4,600	\$4,500	\$4,300	\$3,750

CONTROLLED RELEASE TERMINAL / U									
609033M	2022Q2	22122	MORRIS	NHP-0015 (311)	1	\$700	\$2,400	\$799	\$1,800

CONTROLLED RELEASE TERMINAL ANCHORAGE / U									
609036M	2022Q2	22122	MORRIS	NHP-0015 (311)	1	\$2,700	\$2,600	\$3,100	\$1,750

BEAM GUIDE RAIL ANCHORAGE / U									
609039M	2021Q4	21135	SUSSEX	NHP-0023 (327)	8	\$2,000	\$2,200	\$2,000	\$1,100
		21138	UNION	NHP-0027 (302)	9	\$1,090	\$1,030	\$2,000	\$1,200
	2022Q1	21140	MORRIS	100% State	1	\$1,300	\$1,300	\$1,200	\$2,070
		22101	PASSAIC	NHP-0080 (331)	1	\$2,500	\$3,000	\$1,350	\$1,500
		22102	UNION	NHP-0022 (350)	4	\$1,210	\$3,200	\$1,050	\$1,100
	2022Q2	22123	BERGEN	STBGP-0208 (302)	2	\$2,000	\$1,150	\$1,800	\$1,200

HISTORICAL BID PRICE LISTING
BY REGION

REGION: N

PAY ITEM	CALENDAR QUARTER	CONTRACT NUMBER	COUNTY LOCATION	PROJECT DESCRIPTION	BID QUANTITY	AWARD PRICE	SECOND BIDDER	THIRD BIDDER	ESTIMATE

BEAM GUIDE RAIL ANCHORAGE / U									
609039M	(cont)	22110	BERGEN	NHP-0017 (307)	5	\$1,330	\$2,225	\$2,500	\$1,200
		22122	MORRIS	NHP-0015 (311)	5	\$1,400	\$2,000	\$1,500	\$1,500
		22128	ESSEX	NHP-D00S (591)	8	\$1,800	\$2,950		\$1,200
		22117	PASSAIC	NHP-0020 (301)	38	\$1,400	\$1,400	\$1,400	\$900.00

BEAM GUIDE RAIL POST / U									
609042M	2022Q1	22102	UNION	NHP-0022 (350)	162	\$103.00	\$93.50	\$93.50	\$134.00
	2022Q2	22110	BERGEN	NHP-0017 (307)	72	\$99.00	\$155.00	\$170.00	\$105.00
		22128	ESSEX	NHP-D00S (591)	118	\$220.00	\$100.00		\$112.00

BEAM GUIDE RAIL POST, 7' LONG / U									
609045M	2022Q2	22128	ESSEX	NHP-D00S (591)	54	\$20.00	\$115.00		\$100.00

BEAM GUIDE RAIL POST, 8' LONG / U									
609048M	2022Q1	21140	MORRIS	100% State	37	\$120.00	\$120.00	\$110.00	\$67.00
	2022Q2	22128	ESSEX	NHP-D00S (591)	15	\$40.00	\$130.00		\$125.00
		22123	BERGEN	STBGP-0208 (302)	164	\$40.00	\$115.00	\$35.00	\$50.00

BEAM GUIDE RAIL POST, 9' LONG / U									
609050M	2022Q2	22117	PASSAIC	NHP-0020 (301)	15	\$125.00	\$118.00	\$115.00	\$75.00

BEAM GUIDE RAIL ELEMENT / LF									
609054M	2022Q2	22128	ESSEX	NHP-D00S (591)	32	\$15.00	\$37.00		\$25.00

APPROACH GUIDE RAIL TRANSITION TL-2 / U									
609058M	2021Q4	21138	UNION	NHP-0027 (302)	4	\$2,700	\$2,550	\$3,100	\$3,000

HISTORICAL BID PRICE LISTING
BY REGION

REGION: N

PAY ITEM	CALENDAR QUARTER	CONTRACT NUMBER	COUNTY LOCATION	PROJECT DESCRIPTION	BID QUANTITY	AWARD PRICE	SECOND BIDDER	THIRD BIDDER	ESTIMATE

APPROACH GUIDE RAIL TRANSITION TL-2 / U									
609058M	2022Q1	22102	UNION	NHP-0022 (350)	1	\$2,420	\$2,750	\$2,750	\$3,500
		21140	MORRIS	100% State	2	\$2,000	\$2,000	\$1,900	\$4,200
	2022Q2	22128	ESSEX	NHP-D00S (591)	2	\$3,000	\$3,850		\$2,800

APPROACH GUIDE RAIL TRANSITION TL-3 / U									
609059M	2022Q1	22102	UNION	NHP-0022 (350)	1	\$3,935	\$3,850	\$3,850	\$4,000
	2022Q2	22122	MORRIS	NHP-0015 (311)	2	\$5,000	\$6,000	\$5,600	\$4,500
		22128	ESSEX	NHP-D00S (591)	4	\$6,000	\$6,150		\$4,400
		22117	PASSAIC	NHP-0020 (301)	18	\$3,600	\$3,600	\$3,500	\$3,000

RESET BEAM GUIDE RAIL WITH EXISTING POST / LF									
609063M	2022Q2	22117	PASSAIC	NHP-0020 (301)	175	\$20.00	\$16.00	\$17.00	\$15.00
		22122	MORRIS	NHP-0015 (311)	250	\$30.00	\$16.00	\$28.00	\$20.00

REMOVAL OF BEAM GUIDE RAIL / LF									
609075M	2021Q4	21138	UNION	NHP-0027 (302)	1,106	\$1.10	\$1.05	\$4.00	\$5.00
		21135	SUSSEX	NHP-0023 (327)	3,906	\$4.00	\$4.00	\$5.00	\$2.00
	2022Q1	21139	MORRIS	NHP-0015 (310)	188	\$20.22			\$3.00
		21140	MORRIS	100% State	315	\$2.00	\$1.00	\$1.00	\$11.00
		22101	PASSAIC	NHP-0080 (331)	478	\$10.00	\$10.00	\$5.00	\$5.00
		22102	UNION	NHP-0022 (350)	5,598	\$1.25	\$1.10	\$1.05	\$1.50
	2022Q2	22115	ESSEX	NHP-0021 (353)	337	\$1.20	\$2.00	\$1.12	\$6.00
		22110	BERGEN	NHP-0017 (307)	1,087	\$1.20	\$4.00	\$4.00	\$5.00
		22122	MORRIS	NHP-0015 (311)	1,725	\$10.00	\$7.00	\$1.10	\$4.00
		22123	BERGEN	STBGP-0208 (302)	4,107	\$4.00	\$1.00	\$1.00	\$6.00
		22128	ESSEX	NHP-D00S (591)	8,290	\$5.00	\$3.25		\$3.00
		22117	PASSAIC	NHP-0020 (301)	25,664	\$1.00	\$2.50	\$1.00	\$1.00

HISTORICAL BID PRICE LISTING
BY REGION

REGION: N

PAY ITEM	CALENDAR QUARTER	CONTRACT NUMBER	COUNTY LOCATION	PROJECT DESCRIPTION	BID QUANTITY	AWARD PRICE	SECOND BIDDER	THIRD BIDDER	ESTIMATE

TRAFFIC STRIPES, 4" / LF									
610003M	2021Q3	21108	MORRIS	NHP-0206 (331)	158,900	\$0.51			\$0.46
		21133	BERGEN	NHP 0208 (301)	277,732	\$1.14	\$0.38	\$0.36	\$0.50
	2021Q4	21137	MORRIS	STBGP-FLEX-0046 (346)	1,518	\$2.50	\$3.25	\$3.00	\$2.00
		21138	UNION	NHP-0027 (302)	140,000	\$0.45	\$0.45	\$0.41	\$0.50
		21453	MORRIS	STBGP-FLEX-D00S (501)	4,549,222	\$0.45	\$0.46	\$0.55	\$0.35
	2022Q1	22101	PASSAIC	NHP-0080 (331)	850	\$1.00	\$1.00	\$2.00	\$1.00
		21140	MORRIS	100% State	22,921	\$1.00	\$0.55	\$0.75	\$1.00
		22102	UNION	NHP-0022 (350)	40,000	\$0.40	\$0.35	\$0.36	\$1.00
		22402	UNION	STATE	61,892	\$0.74	\$0.28	\$0.75	\$0.40
		21139	MORRIS	NHP-0015 (310)	70,000	\$0.57			\$0.50
		22401	PASSAIC	STATE	101,510	\$0.36	\$0.84	\$0.62	\$0.40
		22401	PASSAIC	STATE	150,000	\$0.36	\$0.34	\$0.34	\$0.35
		22402	UNION	STATE	150,000	\$0.34	\$0.40	\$0.35	\$0.35
	2022Q2	22122	MORRIS	NHP-0015 (311)	4,868	\$0.90	\$1.00	\$1.10	\$1.00
		22129	MORRIS	STBGP-FLEX-0046 (351)	7,920	\$0.65	\$0.75	\$0.80	\$1.00
		22123	BERGEN	STBGP-0208 (302)	41,965	\$0.65	\$0.45	\$0.40	\$1.05
		22117	PASSAIC	NHP-0020 (301)	126,800	\$0.45	\$0.40	\$0.64	\$0.50
		22110	BERGEN	NHP-0017 (307)	141,750	\$0.45	\$0.33	\$0.35	\$0.50
		22115	ESSEX	NHP-0021 (353)	200,000	\$0.40	\$0.38	\$0.34	\$1.00

TRAFFIC STRIPES, 6" / LF									
610006M	2021Q3	21129	MORRIS	NHP-0080 (330)	127,820	\$1.54	\$0.50	\$0.40	\$0.50
		2021Q4	21453	MORRIS	STBGP-FLEX-D00S (501)	1,082,774	\$0.60	\$0.62	\$0.80
	2022Q1	22401	PASSAIC	STATE	37,500	\$0.55	\$0.50	\$0.41	\$0.70
		22402	UNION	STATE	37,500	\$0.42	\$0.60	\$0.45	\$0.70
	2022Q2	22128	ESSEX	NHP-D00S (591)	1,500	\$3.00	\$2.65		\$2.00

TRAFFIC STRIPES, 8" / LF									
610007M	2021Q4	21453	MORRIS	STBGP-FLEX-D00S (501)	227,461	\$1.50	\$0.80	\$1.45	\$1.00

HISTORICAL BID PRICE LISTING
BY REGION

REGION: N

PAY ITEM	CALENDAR QUARTER	CONTRACT NUMBER	COUNTY LOCATION	PROJECT DESCRIPTION	BID QUANTITY	AWARD PRICE	SECOND BIDDER	THIRD BIDDER	ESTIMATE

TRAFFIC STRIPES, 8" / LF									
610007M	2022Q1	22102	UNION	NHP-0022 (350)	800	\$0.80	\$0.65	\$0.66	\$1.00
		22101	PASSAIC	NHP-0080 (331)	1,100	\$1.00	\$2.50	\$2.30	\$1.00
		21140	MORRIS	100% State	1,929	\$1.00	\$1.00	\$1.20	\$2.00
		22402	UNION	STATE	5,675	\$0.74	\$0.80	\$0.75	\$0.80
		21139	MORRIS	NHP-0015 (310)	5,700	\$1.13			\$1.00
		22401	PASSAIC	STATE	16,920	\$0.71	\$0.67	\$0.77	\$0.70
		22401	PASSAIC	STATE	20,000	\$0.71	\$0.67	\$0.62	\$1.00
		22402	UNION	STATE	20,000	\$0.63	\$0.80	\$0.65	\$1.00
	2022Q2	22128	ESSEX	NHP-D00S (591)	200	\$4.00	\$3.95		\$2.00
		22129	MORRIS	STBGP-FLEX-0046 (351)	327	\$1.30	\$1.50	\$1.61	\$2.00
		22117	PASSAIC	NHP-0020 (301)	12,100	\$0.85	\$0.72	\$1.16	\$0.50

TRAFFIC MARKINGS, SYMBOLS / SF									
610008M	2021Q4	21137	MORRIS	STBGP-FLEX-0046 (346)	185	\$8.15	\$9.75	\$8.00	\$11.00
		21135	SUSSEX	NHP-0023 (327)	372	\$6.50	\$8.00	\$7.50	\$8.00
	2022Q1	21140	MORRIS	100% State	174	\$9.00	\$9.00	\$6.00	\$7.00
		21139	MORRIS	NHP-0015 (310)	300	\$8.40			\$8.00
		22401	PASSAIC	STATE	590	\$7.70	\$7.35	\$7.25	\$7.00

TRAFFIC MARKINGS / SF									
610009M	2021Q4	21138	UNION	NHP-0027 (302)	5,000	\$7.15	\$6.85	\$6.55	\$5.00
	2022Q1	22102	UNION	NHP-0022 (350)	310	\$8.10	\$10.00	\$9.90	\$8.50
		21140	MORRIS	100% State	1,102	\$3.00	\$2.50	\$3.00	\$6.00
	2022Q2	22129	MORRIS	STBGP-FLEX-0046 (351)	566	\$8.00	\$8.00	\$8.03	\$8.00

RPM, MONO-DIRECTIONAL, WHITE LENS / U									
610012M	2021Q3	21108	MORRIS	NHP-0206 (331)	430	\$36.84			\$30.00
		21129	MORRIS	NHP-0080 (330)	1,745	\$29.34	\$37.00	\$32.00	\$30.00

HISTORICAL BID PRICE LISTING
BY REGION

REGION: N

PAY ITEM	CALENDAR QUARTER	CONTRACT NUMBER	COUNTY LOCATION	PROJECT DESCRIPTION	BID QUANTITY	AWARD PRICE	SECOND BIDDER	THIRD BIDDER	ESTIMATE
RPM, MONO-DIRECTIONAL, WHITE LENS / U									
610012M	(cont)	21133	BERGEN	NHP 0208 (301)	3,864	\$28.35	\$37.70	\$33.00	\$30.00
	2021Q4	21135	SUSSEX	NHP-0023 (327)	115	\$48.00	\$58.00	\$40.00	\$30.00
		21138	UNION	NHP-0027 (302)	950	\$35.50	\$29.00	\$27.75	\$35.00
		21453	MORRIS	STBGP-FLEX-D00S (501)	1,000	\$30.00	\$52.50	\$50.00	\$35.00
	2022Q1	22102	UNION	NHP-0022 (350)	250	\$39.30	\$33.00	\$33.00	\$45.00
		22402	UNION	STATE	264	\$32.55	\$36.00	\$34.00	\$30.00
		21139	MORRIS	NHP-0015 (310)	675	\$42.60			\$34.00
		22401	PASSAIC	STATE	750	\$35.50	\$33.60	\$33.00	\$30.00
		22402	UNION	STATE	750	\$33.60	\$36.00	\$35.00	\$30.00
		22401	PASSAIC	STATE	1,350	\$35.50	\$33.60	\$32.00	\$30.00
	2022Q2	22129	MORRIS	STBGP-FLEX-0046 (351)	16	\$50.00	\$50.00	\$64.27	\$45.00
		22122	MORRIS	NHP-0015 (311)	32	\$55.00	\$150.00	\$66.00	\$50.00
		22123	BERGEN	STBGP-0208 (302)	56	\$35.00	\$53.00	\$50.00	\$46.00
		22110	BERGEN	NHP-0017 (307)	1,100	\$41.60	\$32.00	\$35.00	\$31.00
		22117	PASSAIC	NHP-0020 (301)	1,300	\$42.00	\$36.00	\$38.10	\$30.00
		22115	ESSEX	NHP-0021 (353)	2,400	\$42.00	\$33.20	\$34.65	\$29.00

TRAFFIC MARKING LINES, 4" / LF									
610013M	2021Q4	21135	SUSSEX	NHP-0023 (327)	22,354	\$0.54	\$0.65	\$0.35	\$1.00
		21453	MORRIS	STBGP-FLEX-D00S (501)	60,000	\$2.75	\$1.00	\$2.50	\$1.75
	2022Q1	22401	PASSAIC	STATE	10,000	\$0.85	\$0.78	\$0.76	\$1.00
		22402	UNION	STATE	10,000	\$0.63	\$0.85	\$0.65	\$1.00

TRAFFIC MARKING LINES, 8" / LF									
610014M	2021Q3	21129	MORRIS	NHP-0080 (330)	2,960	\$1.47	\$1.65	\$1.25	\$1.50
		21108	MORRIS	NHP-0206 (331)	3,300	\$2.40			\$1.77
		21133	BERGEN	NHP 0208 (301)	43,143	\$1.26	\$1.15	\$1.25	\$1.50
	2021Q4	21135	SUSSEX	NHP-0023 (327)	1,175	\$1.35	\$1.65	\$1.65	\$2.00
		21137	MORRIS	STBGP-FLEX-0046 (346)	3,058	\$2.50	\$2.75	\$3.00	\$2.00

HISTORICAL BID PRICE LISTING
BY REGION

REGION: N

PAY ITEM	CALENDAR QUARTER	CONTRACT NUMBER	COUNTY LOCATION	PROJECT DESCRIPTION	BID QUANTITY	AWARD PRICE	SECOND BIDDER	THIRD BIDDER	ESTIMATE	

TRAFFIC MARKING LINES, 8" / LF										
610014M	(cont)	21138	UNION	NHP-0027 (302)	10,000	\$1.45	\$1.85	\$1.75	\$1.00	
		21453	MORRIS	STBGP-FLEX-D00S (501)	59,283	\$7.50	\$2.90	\$6.00	\$4.50	
	2022Q1	22401	PASSAIC	STATE	1,007	\$1.45	\$1.36	\$2.10	\$1.50	
		22401	PASSAIC	STATE	5,000	\$1.45	\$1.36	\$1.35	\$1.50	
		22402	UNION	STATE	5,000	\$1.57	\$1.65	\$1.65	\$1.50	
		22402	UNION	STATE	13,040	\$1.36	\$1.65	\$1.40	\$0.80	
	2022Q2	22129	MORRIS	STBGP-FLEX-0046 (351)	185	\$1.75	\$2.00	\$1.61	\$3.00	
		22117	PASSAIC	NHP-0020 (301)	2,500	\$2.00	\$1.65	\$1.73	\$2.00	
		22110	BERGEN	NHP-0017 (307)	8,350	\$1.75	\$1.50	\$1.65	\$2.00	
		22115	ESSEX	NHP-0021 (353)	11,000	\$1.75	\$1.90	\$1.57	\$1.00	

	TRAFFIC MARKING LINES, 12" / LF									
610016M	2021Q4	21135	SUSSEX	NHP-0023 (327)	60	\$2.00	\$4.00	\$3.25	\$3.00	
		21137	MORRIS	STBGP-FLEX-0046 (346)	208	\$3.75	\$3.25	\$4.00	\$4.00	
		21138	UNION	NHP-0027 (302)	23,000	\$2.15	\$2.65	\$2.55	\$2.00	
	2022Q2	22129	MORRIS	STBGP-FLEX-0046 (351)	44	\$2.65	\$3.00	\$2.41	\$4.00	
		22122	MORRIS	NHP-0015 (311)	120	\$7.00	\$8.00	\$8.80	\$3.00	

	TRAFFIC MARKING LINES, 24" / LF									
610017M	2021Q3	21129	MORRIS	NHP-0080 (330)	665	\$4.41	\$4.90	\$6.00	\$5.00	
		21108	MORRIS	NHP-0206 (331)	3,600	\$6.78			\$5.00	
		21133	BERGEN	NHP 0208 (301)	8,100	\$5.25	\$4.75	\$5.50	\$3.50	
	2021Q4	21137	MORRIS	STBGP-FLEX-0046 (346)	475	\$7.50	\$6.50	\$7.00	\$5.00	
		21135	SUSSEX	NHP-0023 (327)	2,222	\$4.00	\$5.00	\$4.90	\$5.00	
		21138	UNION	NHP-0027 (302)	5,000	\$4.30	\$5.25	\$5.00	\$4.00	
		21453	MORRIS	STBGP-FLEX-D00S (501)	144,556	\$11.00	\$11.00	\$10.00	\$9.00	
	2022Q1	21139	MORRIS	NHP-0015 (310)	1,500	\$7.20			\$6.00	
		22401	PASSAIC	STATE	2,000	\$4.30	\$4.10	\$5.00	\$5.00	
		22402	UNION	STATE	2,000	\$5.00	\$5.00	\$5.20	\$5.00	

HISTORICAL BID PRICE LISTING
BY REGION

REGION: N

PAY ITEM	CALENDAR QUARTER	CONTRACT NUMBER	COUNTY LOCATION	PROJECT DESCRIPTION	BID QUANTITY	AWARD PRICE	SECOND BIDDER	THIRD BIDDER	ESTIMATE
TRAFFIC MARKING LINES, 24" / LF									
610017M	(cont)	22402	UNION	STATE	3,793	\$4.72	\$5.00	\$5.00	\$1.80
		22401	PASSAIC	STATE	4,084	\$4.30	\$4.10	\$4.50	\$5.00
	2022Q2	22128	ESSEX	NHP-D00S (591)	200	\$20.00	\$19.75		\$6.00
		22129	MORRIS	STBGP-FLEX-0046 (351)	760	\$5.25	\$5.00	\$4.82	\$7.00
		22110	BERGEN	NHP-0017 (307)	2,150	\$5.20	\$4.80	\$5.25	\$5.50
		22115	ESSEX	NHP-0021 (353)	4,000	\$5.80	\$5.60	\$5.25	\$5.00
		22117	PASSAIC	NHP-0020 (301)	5,400	\$6.00	\$5.60	\$5.20	\$5.00

RPM, MONO-DIRECTIONAL, AMBER LENS / U									
610018M	2021Q3	21108	MORRIS	NHP-0206 (331)	190	\$36.84			\$30.00
		21129	MORRIS	NHP-0080 (330)	560	\$29.34	\$37.00	\$32.00	\$30.00
		21133	BERGEN	NHP 0208 (301)	1,775	\$28.35	\$37.70	\$33.00	\$30.00
	2021Q4	21135	SUSSEX	NHP-0023 (327)	13	\$48.00	\$58.00	\$38.00	\$35.00
		21138	UNION	NHP-0027 (302)	400	\$35.50	\$29.00	\$27.55	\$35.00
		21453	MORRIS	STBGP-FLEX-D00S (501)	1,000	\$30.00	\$52.50	\$50.00	\$35.00
	2022Q1	22102	UNION	NHP-0022 (350)	150	\$39.30	\$33.00	\$33.00	\$36.00
		22402	UNION	STATE	209	\$32.55	\$36.00	\$34.00	\$30.00
		22401	PASSAIC	STATE	300	\$35.50	\$33.60	\$32.00	\$30.00
		21139	MORRIS	NHP-0015 (310)	325	\$42.60			\$34.00
		22401	PASSAIC	STATE	750	\$35.50	\$33.60	\$33.00	\$30.00
		22402	UNION	STATE	750	\$33.60	\$36.00	\$35.00	\$30.00
	2022Q2	22122	MORRIS	NHP-0015 (311)	27	\$55.00	\$150.00	\$66.00	\$50.00
		22129	MORRIS	STBGP-FLEX-0046 (351)	36	\$50.00	\$50.00	\$64.27	\$45.00
		22123	BERGEN	STBGP-0208 (302)	56	\$35.00	\$53.00	\$50.00	\$46.00
		22110	BERGEN	NHP-0017 (307)	330	\$41.60	\$32.00	\$35.00	\$31.00
		22117	PASSAIC	NHP-0020 (301)	700	\$42.00	\$36.00	\$38.10	\$30.00
		22115	ESSEX	NHP-0021 (353)	800	\$42.00	\$33.20	\$34.65	\$32.00

RPM, BI-DIRECTIONAL, AMBER LENS / U									
610021M	2021Q3	21108	MORRIS	NHP-0206 (331)	460	\$36.84			\$40.00

HISTORICAL BID PRICE LISTING
BY REGION

REGION: N

PAY ITEM	CALENDAR QUARTER	CONTRACT NUMBER	COUNTY LOCATION	PROJECT DESCRIPTION	BID QUANTITY	AWARD PRICE	SECOND BIDDER	THIRD BIDDER	ESTIMATE	
RPM, BI-DIRECTIONAL, AMBER LENS / U										
610021M	2021Q4	21135	SUSSEX	NHP-0023 (327)	42	\$48.00	\$58.00	\$38.00	\$35.00	
		21138	UNION	NHP-0027 (302)	400	\$35.50	\$29.00	\$27.55	\$40.00	
		21453	MORRIS	STBGP-FLEX-D00S (501)	1,000	\$30.00	\$52.50	\$50.00	\$35.00	
	2022Q1	22401	PASSAIC	STATE	200	\$35.50	\$33.60	\$32.00	\$30.00	
		22402	UNION	STATE	309	\$32.55	\$36.00	\$34.00	\$30.00	
		22401	PASSAIC	STATE	1,000	\$35.50	\$33.60	\$33.00	\$30.00	
		22402	UNION	STATE	1,000	\$33.60	\$36.00	\$35.00	\$30.00	
	2022Q2	22129	MORRIS	STBGP-FLEX-0046 (351)	14	\$50.00	\$50.00	\$64.27	\$45.00	
		22117	PASSAIC	NHP-0020 (301)	20	\$42.00	\$36.00	\$38.10	\$35.00	

	REMOVAL OF RPM / U									
	610024M	2021Q3	21108	MORRIS	NHP-0206 (331)	1,080	\$60.00			\$7.00
			21129	MORRIS	NHP-0080 (330)	2,310	\$10.00	\$7.00	\$6.00	\$7.00
			21133	BERGEN	NHP 0208 (301)	5,639	\$10.00	\$6.00	\$28.00	\$8.00
		2021Q4	21453	MORRIS	STBGP-FLEX-D00S (501)	1,000	\$1.00	\$15.00	\$10.00	\$8.00
21138			UNION	NHP-0027 (302)	1,100	\$7.00	\$4.50	\$5.00	\$8.00	
2022Q1		22102	UNION	NHP-0022 (350)	400	\$5.00	\$12.25	\$2.00	\$3.00	
		22402	UNION	STATE	782	\$2.00	\$5.00	\$9.75	\$7.00	
		21139	MORRIS	NHP-0015 (310)	1,000	\$64.00			\$8.00	
		22401	PASSAIC	STATE	1,850	\$5.00	\$2.00	\$1.00	\$6.00	
		22401	PASSAIC	STATE	2,500	\$3.00	\$1.00	\$4.00	\$3.30	
		22402	UNION	STATE	2,500	\$1.00	\$5.00	\$5.75	\$3.30	
2022Q2		22122	MORRIS	NHP-0015 (311)	59	\$15.00	\$40.00	\$1.00	\$15.00	
		22129	MORRIS	STBGP-FLEX-0046 (351)	100	\$0.01	\$35.00	\$26.27	\$10.00	
		22117	PASSAIC	NHP-0020 (301)	1,400	\$15.00	\$3.25	\$0.17	\$10.00	
		22110	BERGEN	NHP-0017 (307)	1,430	\$5.00	\$12.50	\$15.50	\$5.00	
		22115	ESSEX	NHP-0021 (353)	3,200	\$14.50	\$6.64	\$10.00	\$10.00	

REMOVAL AND REPLACEMENT OF RPM LENS / U										
610027M		2021Q4	21453	MORRIS	STBGP-FLEX-D00S (501)	44,100	\$19.00	\$18.45	\$17.00	\$14.00

HISTORICAL BID PRICE LISTING
BY REGION

REGION: N

PAY ITEM	CALENDAR QUARTER	CONTRACT NUMBER	COUNTY LOCATION	PROJECT DESCRIPTION	BID QUANTITY	AWARD PRICE	SECOND BIDDER	THIRD BIDDER	ESTIMATE
FLEXIBLE DELINEATOR, GROUND MOUNTED / U									
610030M	2021Q4	21138	UNION	NHP-0027 (302)	40	\$83.00	\$94.00	\$90.00	\$60.00

RUMBLE STRIP / LF									
610033M	2021Q3	21108	MORRIS	NHP-0206 (331)	30,800	\$0.83			\$0.98
		21129	MORRIS	NHP-0080 (330)	45,800	\$0.38	\$0.45	\$0.50	\$0.45
		21133	BERGEN	NHP 0208 (301)	160,040	\$0.26	\$0.30	\$0.42	\$0.15
	2021Q4	21135	SUSSEX	NHP-0023 (327)	5,570	\$2.50	\$3.00	\$0.55	\$2.00
		21138	UNION	NHP-0027 (302)	20,000	\$0.80	\$0.30	\$0.65	\$1.00
	2022Q1	22401	PASSAIC	STATE	5,000	\$2.75	\$2.62	\$2.40	\$1.05
		22402	UNION	STATE	5,000	\$2.83	\$4.90	\$1.60	\$1.05
		22401	PASSAIC	STATE	7,840	\$1.80	\$1.71	\$0.80	\$1.15
		22402	UNION	STATE	11,127	\$1.27	\$1.40	\$1.35	\$1.15
		21139	MORRIS	NHP-0015 (310)	16,750	\$0.75			\$1.00
	2022Q2	22122	MORRIS	NHP-0015 (311)	2,450	\$2.00	\$4.00	\$3.00	\$4.00
		22123	BERGEN	STBGP-0208 (302)	7,479	\$3.00	\$1.65	\$2.20	\$3.00
		22117	PASSAIC	NHP-0020 (301)	15,800	\$1.25	\$0.80	\$5.00	\$1.00
		22115	ESSEX	NHP-0021 (353)	26,500	\$0.61	\$0.52	\$0.56	\$1.00

REMOVAL OF TRAFFIC STRIPES / LF									
610036M	2021Q3	21129	MORRIS	NHP-0080 (330)	112,680	\$0.57	\$0.65	\$0.60	\$0.75
		21108	MORRIS	NHP-0206 (331)	158,900	\$0.75			\$0.60
		21133	BERGEN	NHP 0208 (301)	277,732	\$0.54	\$0.70	\$0.57	\$0.50
	2021Q4	21137	MORRIS	STBGP-FLEX-0046 (346)	1,676	\$1.90	\$1.75	\$2.00	\$1.00
		21135	SUSSEX	NHP-0023 (327)	13,200	\$0.75	\$0.90	\$0.60	\$0.80
		21138	UNION	NHP-0027 (302)	20,000	\$0.70	\$1.00	\$0.77	\$1.00
		21453	MORRIS	STBGP-FLEX-D00S (501)	550,000	\$0.10	\$0.50	\$1.00	\$0.50
	2022Q1	22101	PASSAIC	NHP-0080 (331)	1,200	\$1.00	\$1.00	\$1.15	\$1.00
		22401	PASSAIC	STATE	5,000	\$0.05	\$0.73	\$1.05	\$0.85
		22402	UNION	STATE	5,000	\$0.84	\$0.01	\$0.90	\$0.85

HISTORICAL BID PRICE LISTING
BY REGION

REGION: N

PAY ITEM	CALENDAR QUARTER	CONTRACT NUMBER	COUNTY LOCATION	PROJECT DESCRIPTION	BID QUANTITY	AWARD PRICE	SECOND BIDDER	THIRD BIDDER	ESTIMATE
REMOVAL OF TRAFFIC STRIPES / LF									
610036M	(cont)	21140	MORRIS	100% State	7,907	\$1.00	\$1.00	\$0.75	\$2.00
		22401	PASSAIC	STATE	10,000	\$0.10	\$0.01	\$0.65	\$0.80
		22402	UNION	STATE	10,000	\$0.50	\$0.01	\$0.55	\$1.50
		21139	MORRIS	NHP-0015 (310)	76,000	\$0.90			\$0.25
	2022Q2	22122	MORRIS	NHP-0015 (311)	6,270	\$1.00	\$0.85	\$0.95	\$1.00
		22129	MORRIS	STBGP-FLEX-0046 (351)	8,000	\$0.90	\$1.00	\$1.02	\$1.00
		22123	BERGEN	STBGP-0208 (302)	20,040	\$2.00	\$0.85	\$0.80	\$0.70
		22115	ESSEX	NHP-0021 (353)	200,000	\$0.75	\$0.54	\$0.60	\$1.00
		22117	PASSAIC	NHP-0020 (301)	246,500	\$0.75	\$0.66	\$0.81	\$0.50

REMOVAL OF RUMBLE STRIP / LF									
610038M	2022Q2	22122	MORRIS	NHP-0015 (311)	2,214	\$20.00	\$18.00	\$18.00	\$20.00
		22123	BERGEN	STBGP-0208 (302)	2,483	\$10.00	\$20.00	\$17.00	\$20.00
		22115	ESSEX	NHP-0021 (353)	18,100	\$6.05	\$13.64	\$5.70	\$5.00

REMOVAL OF TRAFFIC MARKINGS / SF									
610039M	2021Q3	21129	MORRIS	NHP-0080 (330)	3,625	\$3.15	\$3.50	\$2.00	\$2.00
		21108	MORRIS	NHP-0206 (331)	4,700	\$6.29			\$3.43
		21133	BERGEN	NHP 0208 (301)	52,743	\$1.57	\$3.55	\$3.20	\$2.50
	2021Q4	21138	UNION	NHP-0027 (302)	1,000	\$3.30	\$7.00	\$6.70	\$2.00
		21137	MORRIS	STBGP-FLEX-0046 (346)	2,318	\$4.40	\$3.25	\$4.00	\$4.00
		21453	MORRIS	STBGP-FLEX-D00S (501)	20,275	\$0.50	\$3.80	\$3.00	\$1.25
	2022Q1	22101	PASSAIC	NHP-0080 (331)	31	\$3.00	\$3.00	\$3.25	\$10.00
		21139	MORRIS	NHP-0015 (310)	300	\$6.00			\$2.00
		22401	PASSAIC	STATE	500	\$0.10	\$0.01	\$3.25	\$3.20
		22401	PASSAIC	STATE	500	\$0.05	\$3.15	\$3.10	\$3.00
		22402	UNION	STATE	500	\$2.00	\$0.01	\$2.20	\$4.00
		22402	UNION	STATE	500	\$3.15	\$0.10	\$3.25	\$3.00
	2022Q2	22117	PASSAIC	NHP-0020 (301)	2,900	\$4.00	\$3.30	\$2.60	\$3.00
		22115	ESSEX	NHP-0021 (353)	16,000	\$2.60	\$4.60	\$2.36	\$4.00

HISTORICAL BID PRICE LISTING
BY REGION

REGION: N

PAY ITEM	CALENDAR QUARTER	CONTRACT NUMBER	COUNTY LOCATION	PROJECT DESCRIPTION	BID QUANTITY	AWARD PRICE	SECOND BIDDER	THIRD BIDDER	ESTIMATE

BOLLARD / U									
610045M	2022Q1	22427	BERGEN	100% STATE	4	\$250.00	\$275.00	\$800.00	\$400.00

TRAFFIC MARKINGS SYMBOLS / SF									
610060M	2021Q3	21108	MORRIS	NHP-0206 (331)	230	\$7.74			\$9.20
		21133	BERGEN	NHP 0208 (301)	1,020	\$7.35	\$7.05	\$7.40	\$7.00
	2021Q4	21453	MORRIS	STBGP-FLEX-D00S (501)	40,549	\$8.00	\$7.80	\$10.00	\$7.25
	2022Q1	22101	PASSAIC	NHP-0080 (331)	31	\$7.00	\$7.00	\$7.50	\$15.00
		22401	PASSAIC	STATE	1,250	\$7.70	\$7.35	\$7.10	\$8.00
		22402	UNION	STATE	1,250	\$7.35	\$7.70	\$7.70	\$8.00
		22402	UNION	STATE	2,887	\$7.04	\$7.70	\$7.35	\$7.00
	2022Q2	22115	ESSEX	NHP-0021 (353)	160	\$9.25	\$7.00	\$8.40	\$8.00
		22117	PASSAIC	NHP-0020 (301)	1,450	\$8.00	\$7.70	\$8.09	\$7.00
		22110	BERGEN	NHP-0017 (307)	2,350	\$8.10	\$7.00	\$7.75	\$7.00

HISTORICAL BID PRICE LISTING
 BY REGION

REGION: N

PAY ITEM	CALENDAR QUARTER	CONTRACT NUMBER	COUNTY LOCATION	PROJECT DESCRIPTION	BID QUANTITY	AWARD PRICE	SECOND BIDDER	THIRD BIDDER	ESTIMATE
CUSH, COMP BAR, TYPE 2, NARROW / U									
611300M	2021Q4	21138	UNION	NHP-0027 (302)	5	\$28,100	\$27,000	\$23,500	\$30,000
CRASH CUSH, COMP BAR, TYPE 2, MEDIUM / U									
611303M	2021Q4	21138	UNION	NHP-0027 (302)	2	\$31,350	\$30,000	\$26,500	\$25,000
CRASH CUSH, COMP BAR, TYPE 3, NARROW / U									
611312M	2022Q2	22123	BERGEN	STBGP-0208 (302)	1	\$38,000	\$87,000	\$52,000	\$30,000
		22117	PASSAIC	NHP-0020 (301)	19	\$41,000	\$45,000	\$37,000	\$29,000
CRASH CUSHION, COMP BAR, TYPE 3, WIDE / U									
611318M	2022Q2	22128	ESSEX	NHP-D00S (591)	2	\$59,000	\$60,100		\$45,000
		22117	PASSAIC	NHP-0020 (301)	8	\$55,000	\$65,000	\$51,000	\$38,000

HISTORICAL BID PRICE LISTING
BY REGION

REGION: N

PAY ITEM	CALENDAR QUARTER	CONTRACT NUMBER	COUNTY LOCATION	PROJECT DESCRIPTION	BID QUANTITY	AWARD PRICE	SECOND BIDDER	THIRD BIDDER	ESTIMATE
REGULATORY AND WARNING SIGN / SF									
612003P	2021Q4	21137	MORRIS	STBGP-FLEX-0046 (346)	170	\$41.25	\$36.00	\$40.00	\$40.00
		21135	SUSSEX	NHP-0023 (327)	471	\$39.00	\$45.00	\$48.00	\$50.00
		21138	UNION	NHP-0027 (302)	4,200	\$40.00	\$65.00	\$65.00	\$35.00
	2022Q1	22101	PASSAIC	NHP-0080 (331)	10	\$40.00	\$40.00	\$75.00	\$55.00
		21140	MORRIS	100% State	80	\$40.00	\$40.00	\$40.00	\$60.00
	2022Q2	22122	MORRIS	NHP-0015 (311)	82	\$55.00	\$45.00	\$48.00	\$45.00
		22123	BERGEN	STBGP-0208 (302)	137.40	\$45.00	\$40.00	\$45.00	\$45.00
		22129	MORRIS	STBGP-FLEX-0046 (351)	331	\$42.00	\$55.00	\$40.70	\$60.00
		22117	PASSAIC	NHP-0020 (301)	1,494	\$43.00	\$48.50	\$40.00	\$40.00

GUIDE SIGN, TYPE GA, STEEL "U" POST SUPP / SF									
612006P	2022Q2	22117	PASSAIC	NHP-0020 (301)	364	\$45.00	\$83.00	\$42.00	\$40.00

GUIDE SIGN, TYPE GA, BREAKAWAY SUPPORTS / SF									
612009P	2021Q4	21135	SUSSEX	NHP-0023 (327)	13	\$39.00	\$50.00	\$180.00	\$45.00
	2022Q1	21140	MORRIS	100% State	25	\$40.00	\$35.00	\$40.00	\$60.00

GUIDE SIGN PANEL, TYPE GO / SF									
612015P	2022Q2	22117	PASSAIC	NHP-0020 (301)	1,315	\$45.00	\$28.00	\$65.00	\$35.00

RELOCATE SIGN / U									
612021M	2021Q4	21138	UNION	NHP-0027 (302)	60	\$275.00	\$300.00	\$300.00	\$200.00
	2022Q2	22123	BERGEN	STBGP-0208 (302)	1	\$500.00	\$150.00	\$200.00	\$550.00

OVERHEAD STREET NAME SIGNS / SF									
612030P	2021Q4	21137	MORRIS	STBGP-FLEX-0046 (346)	118	\$95.25	\$55.00	\$60.00	\$60.00

HISTORICAL BID PRICE LISTING
 BY REGION

REGION: N

PAY ITEM	CALENDAR QUARTER	CONTRACT NUMBER	COUNTY LOCATION	PROJECT DESCRIPTION	BID QUANTITY	AWARD PRICE	SECOND BIDDER	THIRD BIDDER	ESTIMATE
OVERHEAD STREET NAME SIGNS / SF									
612030P	(cont)	21138	UNION	NHP-0027 (302)	360	\$50.00	\$400.00	\$375.00	\$100.00
	2022Q2	22129	MORRIS	STBGP-FLEX-0046 (351)	77	\$51.00	\$60.00	\$49.27	\$85.00

HISTORICAL BID PRICE LISTING
 BY REGION

REGION: N

PAY ITEM	CALENDAR QUARTER	CONTRACT NUMBER	COUNTY LOCATION	PROJECT DESCRIPTION	BID QUANTITY	AWARD PRICE	SECOND BIDDER	THIRD BIDDER	ESTIMATE
NOISE BARRIER, FOUNDATION / U									
613002P	2022Q1	22101	PASSAIC	NHP-0080 (331)	2	\$50,000	\$25,000	\$20,000	\$25,000
NOISE BARRIER, ROADWAY / SY									
613004P	2022Q1	22101	PASSAIC	NHP-0080 (331)	70	\$700	\$1,400	\$400	\$500.00
NOISE BARRIER, BRIDGE / SY									
613005P	2022Q1	22101	PASSAIC	NHP-0080 (331)	55	\$1,000	\$1,400	\$2,000	\$920.00

HISTORICAL BID PRICE LISTING
 BY REGION

REGION: N

PAY ITEM	CALENDAR QUARTER	CONTRACT NUMBER	COUNTY LOCATION	PROJECT DESCRIPTION	BID QUANTITY	AWARD PRICE	SECOND BIDDER	THIRD BIDDER	ESTIMATE
WATER UTILITY RELOCATION / LS									
651001P	2022Q1	22101	PASSAIC	NHP-0080 (331)	1	\$25,000	\$20,000	\$25,000	\$10,500

6" DUCTILE IRON WATER PIPE, CLASS 54 / LF									
651055P	2022Q2	22117	PASSAIC	NHP-0020 (301)	220	\$265.00	\$775.00	\$135.00	\$350.00

8" DUCTILE IRON WATER PIPE, CLASS 54 / LF									
651058P	2022Q2	22117	PASSAIC	NHP-0020 (301)	250	\$300.00	\$700.00	\$145.00	\$200.00

12" DUCTILE IRON WATER PIPE, CLASS 54 / LF									
651064P	2022Q2	22117	PASSAIC	NHP-0020 (301)	105	\$495	\$1,500	\$200	\$325.00

HISTORICAL BID PRICE LISTING
BY REGION

REGION: N

PAY ITEM	CALENDAR QUARTER	CONTRACT NUMBER	COUNTY LOCATION	PROJECT DESCRIPTION	BID QUANTITY	AWARD PRICE	SECOND BIDDER	THIRD BIDDER	ESTIMATE

FIRE HYDRANT / U									
651246M	2021Q4	21138	UNION	NHP-0027 (302)	1	\$16,300	\$44,000	\$7,500	\$12,000
	2022Q2	22117	PASSAIC	NHP-0020 (301)	7	\$11,000	\$15,000	\$11,000	\$8,420

RESET FIRE HYDRANT / U									
651252M	2022Q2	22117	PASSAIC	NHP-0020 (301)	1	\$1,500	\$4,000	\$1,100	\$2,100

RESET WATER MANHOLE / U									
651253M	2022Q2	22117	PASSAIC	NHP-0020 (301)	1	\$1,500	\$1,500	\$555	\$500.00

RESET WATER VALVE BOX / U									
651255M	2021Q3	21133	BERGEN	NHP 0208 (301)	15	\$125.00	\$100.00	\$50.00	\$75.00
	2021Q4	21138	UNION	NHP-0027 (302)	231	\$40.00	\$40.00	\$150.00	\$35.00
	2022Q1	22101	PASSAIC	NHP-0080 (331)	1	\$1,000	\$500	\$650	\$100.00
		22401	PASSAIC	STATE	15	\$30.00	\$75.00	\$55.00	\$80.00
		22402	UNION	STATE	69	\$100.00	\$75.00	\$25.00	\$80.00
		22401	PASSAIC	STATE	100	\$20.00	\$1.00	\$51.00	\$50.00
		22402	UNION	STATE	100	\$1.00	\$5.00	\$0.20	\$50.00
	2022Q2	22129	MORRIS	STBGP-FLEX-0046 (351)	3	\$35.00	\$700.00	\$337.11	\$325.00
		22117	PASSAIC	NHP-0020 (301)	5	\$100.00	\$450.00	\$222.00	\$125.00
		22110	BERGEN	NHP-0017 (307)	13	\$100.00	\$25.00	\$30.00	\$150.00

WATER AS-BUILT PLAN / LS									
651258M	2022Q2	22117	PASSAIC	NHP-0020 (301)	1	\$3,000	\$2,800	\$5,000	\$3,000

HISTORICAL BID PRICE LISTING
 BY REGION

REGION: N

PAY ITEM	CALENDAR QUARTER	CONTRACT NUMBER	COUNTY LOCATION	PROJECT DESCRIPTION	BID QUANTITY	AWARD PRICE	SECOND BIDDER	THIRD BIDDER	ESTIMATE
-----	-----	-----	-----	-----	-----	-----	-----	-----	-----
12" POLYVINYL CHLORIDE SEWER PIPE / LF									
652234P	2022Q2	22117	PASSAIC	NHP-0020(301)	647	\$245.00	\$300.00	\$94.00	\$150.00

HISTORICAL BID PRICE LISTING
BY REGION

REGION: N

PAY ITEM	CALENDAR QUARTER	CONTRACT NUMBER	COUNTY LOCATION	PROJECT DESCRIPTION	BID QUANTITY	AWARD PRICE	SECOND BIDDER	THIRD BIDDER	ESTIMATE
SANITARY SEWER PIPE LINING / LF									
652414M	2022Q1	21139	MORRIS	NHP-0015 (310)	81	\$849.85			\$200.00

MANHOLE, SANITARY SEWER / U									
652420M	2022Q2	22117	PASSAIC	NHP-0020 (301)	2	\$7,500	\$12,000	\$8,000	\$8,000

MANHOLE, DOGHOUSE, SANITARY SEWER / U									
652421M	2022Q2	22117	PASSAIC	NHP-0020 (301)	1	\$7,500	\$15,000	\$8,000	\$6,500

RECONSTRUCTED MANHOLE, SANITARY SEWER, U / U									
652429M	2022Q2	22117	PASSAIC	NHP-0020 (301)	4	\$2,500	\$5,500	\$1,600	\$3,840

RESET MANHOLE, SANITARY SEWER, USING EXI / U									
652432M	2021Q4	21137	MORRIS	STBGP-FLEX-0046 (346)	1	\$165	\$725	\$1,000	\$1,000
		21138	UNION	NHP-0027 (302)	106	\$725	\$1,275	\$875	\$800.00

RESET MANHOLE, SANITARY SEWER, USING NEW / U									
652435M	2021Q4	21138	UNION	NHP-0027 (302)	126	\$1,150	\$1,800	\$1,500	\$1,100
		2022Q2	22117	PASSAIC	NHP-0020 (301)	18	\$1,300	\$1,650	\$745

HISTORICAL BID PRICE LISTING
BY REGION

REGION: N

PAY ITEM	CALENDAR QUARTER	CONTRACT NUMBER	COUNTY LOCATION	PROJECT DESCRIPTION	BID QUANTITY	AWARD PRICE	SECOND BIDDER	THIRD BIDDER	ESTIMATE

6" GAS MAIN / LF									
653009P	2022Q2	22117	PASSAIC	NHP-0020 (301)	670	\$485.00	\$285.00	\$500.00	\$165.00

16" GAS MAIN / LF									
653024P	2022Q2	22117	PASSAIC	NHP-0020 (301)	180	\$1,050	\$1,650	\$1,000	\$430.00

GAS SERVICE CONNECTION / U									
653081M	2022Q2	22117	PASSAIC	NHP-0020 (301)	18	\$6,200	\$6,100	\$6,000	\$2,840

RESET GAS VALVE BOX / U									
653084M	2021Q3	21133	BERGEN	NHP 0208 (301)	15	\$125.00	\$125.00	\$50.00	\$40.00
	2021Q4	21137	MORRIS	STBGP-FLEX-0046 (346)	2	\$85.00	\$40.00	\$100.00	\$200.00
		21138	UNION	NHP-0027 (302)	113	\$65.00	\$40.00	\$0.01	\$35.00
	2022Q1	22401	PASSAIC	STATE	12	\$40.00	\$75.00	\$55.00	\$80.00
		22402	UNION	STATE	38	\$100.00	\$75.00	\$25.00	\$80.00
		22401	PASSAIC	STATE	100	\$10.00	\$1.00	\$51.00	\$50.00
		22402	UNION	STATE	100	\$1.00	\$10.00	\$0.20	\$50.00
	2022Q2	22117	PASSAIC	NHP-0020 (301)	6	\$200	\$1,650	\$200	\$60.00

GAS AS-BUILT PLAN / LS									
653087P	2022Q2	22117	PASSAIC	NHP-0020 (301)	1	\$2,700	\$1,100	\$2,700	\$3,000

GAS MAIN REMOVAL / LF									
653088P	2022Q2	22117	PASSAIC	NHP-0020 (301)	770	\$160.00	\$165.00	\$160.00	\$115.00

HISTORICAL BID PRICE LISTING
BY REGION

REGION: N

PAY ITEM	CALENDAR QUARTER	CONTRACT NUMBER	COUNTY LOCATION	PROJECT DESCRIPTION	BID QUANTITY	AWARD PRICE	SECOND BIDDER	THIRD BIDDER	ESTIMATE
ELECTRICAL CONDUIT / LF									
654003P	2021Q4	21138	UNION	NHP-0027 (302)	167	\$220.00	\$145.00	\$200.00	\$250.00
GUY ANCHOR INSTALLATION / U									
654005M	2022Q2	22117	PASSAIC	NHP-0020 (301)	4	\$3,300	\$1,350	\$3,200	\$2,500
ELECTRICAL UTILITY RELOCATION / LS									
654007P	2021Q4	21135	SUSSEX	NHP-0023 (327)	1	\$445,000	\$500,000	\$550,000	\$410,000
		21137	MORRIS	STBGP-FLEX-0046 (346)	1	\$163,300	\$140,000	\$180,000	\$60,000
	2022Q2	22122	MORRIS	NHP-0015 (311)	1	\$600,000	\$450,000	\$450,000	\$190,000
RELOCATE UNDERGROUND ELECTRIC SERVICE / U									
654008P	2022Q2	22117	PASSAIC	NHP-0020 (301)	2	\$25,000	\$10,000	\$30,000	\$15,000
UTILITY POLE SHEATH / U									
654010M	2022Q2	22117	PASSAIC	NHP-0020 (301)	7	\$3,300	\$1,800	\$3,400	\$7,500
RESET ELECTRIC MANHOLE / U									
654029M	2021Q4	21138	UNION	NHP-0027 (302)	77	\$3,355	\$3,200	\$1,100	\$4,000
		22123	BERGEN	STBGP-0208 (302)	2	\$2,800	\$1,350	\$1,800	\$4,000
RESET TELECOMMUNICATIONS MANHOLE / U									
654050M	2022Q1	22402	UNION	STATE	6	\$3,100	\$3,245	\$3,200	\$2,500
		22129	MORRIS	STBGP-FLEX-0046 (351)	4	\$750	\$750	\$2,231	\$3,000

HISTORICAL BID PRICE LISTING
 BY REGION

REGION: N

PAY ITEM	CALENDAR QUARTER	CONTRACT NUMBER	COUNTY LOCATION	PROJECT DESCRIPTION	BID QUANTITY	AWARD PRICE	SECOND BIDDER	THIRD BIDDER	ESTIMATE

RESET TELECOMMUNICATIONS MANHOLE / U									
655013P	2021Q4	21138	UNION	NHP-0027 (302)	209	\$1,400	\$1,200	\$1,100	\$1,500

ELECTRICAL UTILITY RELOCATION, JCP&L / LS									
655031P	2022Q2	22129	MORRIS	STBGP-FLEX-0046 (351)	1	\$175,000	\$150,000	\$171,377	\$80,000

HISTORICAL BID PRICE LISTING
 BY REGION

REGION: N

PAY ITEM -----	CALENDAR QUARTER	CONTRACT NUMBER	COUNTY LOCATION	PROJECT DESCRIPTION	BID QUANTITY	AWARD PRICE	SECOND BIDDER	THIRD BIDDER	ESTIMATE
-----	-----	-----	-----	-----	-----	-----	-----	-----	-----
UTILITY PIPE SUPPORT / LS									
657005P	2022Q2	22129	MORRIS	STBGP-FLEX-0046 (351)	1	\$65,000	\$150,000	\$99,063	\$60,000

HISTORICAL BID PRICE LISTING
BY REGION

REGION: N

PAY ITEM	CALENDAR QUARTER	CONTRACT NUMBER	COUNTY LOCATION	PROJECT DESCRIPTION	BID QUANTITY	AWARD PRICE	SECOND BIDDER	THIRD BIDDER	ESTIMATE
3/4" RIGID METALLIC CONDUIT / LF									
701006P	2022Q1	22429	MORRIS	100% STATE	50	\$1.00	\$200.00		\$20.00
1 1/2" RIGID METALLIC CONDUIT / LF									
701012P	2022Q1	22429	MORRIS	100% STATE	100	\$40.00	\$200.00		\$35.00
		22427	BERGEN	100% STATE	200	\$10.00	\$45.00	\$100.00	\$20.00
		22101	PASSAIC	NHP-0080 (331)	824	\$30.00	\$70.00	\$45.00	\$38.00
	2022Q2	22117	PASSAIC	NHP-0020 (301)	90	\$55.00	\$88.00	\$90.00	\$35.00
2" RIGID METALLIC CONDUIT / LF									
701015P	2021Q4	21135	SUSSEX	NHP-0023 (327)	45	\$42.00	\$44.00	\$60.00	\$50.00
		21138	UNION	NHP-0027 (302)	495	\$54.00	\$65.00	\$45.00	\$40.00
	2022Q1	22101	PASSAIC	NHP-0080 (331)	22	\$50.00	\$60.00	\$48.00	\$50.00
		22427	BERGEN	100% STATE	400	\$44.00	\$51.00	\$125.00	\$35.00
	2022Q2	22129	MORRIS	STBGP-FLEX-0046 (351)	55	\$95.00	\$100.00	\$57.30	\$65.00
		22122	MORRIS	NHP-0015 (311)	70	\$45.00	\$150.00	\$100.00	\$50.00
		22117	PASSAIC	NHP-0020 (301)	90	\$66.00	\$68.00	\$52.00	\$45.00
2 1/2" RIGID METALLIC CONDUIT / LF									
701018P	2022Q1	22427	BERGEN	100% STATE	100	\$10.00	\$72.00	\$130.00	\$15.00
3" RIGID METALLIC CONDUIT / LF									
701021P	2021Q4	21135	SUSSEX	NHP-0023 (327)	865	\$49.00	\$51.00	\$75.00	\$50.00
		21137	MORRIS	STBGP-FLEX-0046 (346)	1,918	\$118.75	\$100.00	\$90.00	\$100.00
		21138	UNION	NHP-0027 (302)	17,028	\$95.00	\$80.00	\$60.00	\$45.00
	2022Q1	22101	PASSAIC	NHP-0080 (331)	322	\$55.00	\$70.00	\$60.00	\$50.00
		21140	MORRIS	100% State	1,125	\$45.00	\$56.00	\$55.00	\$74.00

HISTORICAL BID PRICE LISTING
BY REGION

REGION: N

PAY ITEM	CALENDAR QUARTER	CONTRACT NUMBER	COUNTY LOCATION	PROJECT DESCRIPTION	BID QUANTITY	AWARD PRICE	SECOND BIDDER	THIRD BIDDER	ESTIMATE

3" RIGID METALLIC CONDUIT / LF									
701021P	(cont)	22427	BERGEN	100% STATE	4,000	\$59.00	\$78.00	\$140.00	\$55.00
	2022Q2	22123	BERGEN	STBGP-0208 (302)	20	\$235.00	\$200.00	\$200.00	\$100.00
		22110	BERGEN	NHP-0017 (307)	38	\$128.00	\$110.00	\$120.50	\$60.00
		22129	MORRIS	STBGP-FLEX-0046 (351)	426	\$110.00	\$100.00	\$74.98	\$70.00
		22117	PASSAIC	NHP-0020 (301)	7,145	\$68.00	\$75.00	\$95.00	\$50.00

4" RIGID METALLIC CONDUIT / LF									
701024P	2021Q4	21138	UNION	NHP-0027 (302)	24	\$106.00	\$95.00	\$150.00	\$90.00
	2022Q2	22117	PASSAIC	NHP-0020 (301)	120	\$88.00	\$106.00	\$100.00	\$70.00

2" RIGID NONMETALLIC CONDUIT / LF									
701027P	2022Q1	22427	BERGEN	100% STATE	500	\$30.00	\$387.00	\$75.00	\$25.00

3" RIGID NONMETALLIC CONDUIT / LF									
701030P	2022Q1	22427	BERGEN	100% STATE	5,000	\$31.00	\$63.00	\$72.00	\$35.00
	2022Q2	22117	PASSAIC	NHP-0020 (301)	125	\$33.00	\$51.00	\$42.00	\$25.00
		22123	BERGEN	STBGP-0208 (302)	1,137	\$40.00	\$45.00	\$32.00	\$30.00

1 1/4" FLEXIBLE METALLIC CONDUIT / LF									
701036P	2022Q1	22429	MORRIS	100% STATE	50	\$5.00	\$200.00		\$20.00

1" FLEXIBLE METALLIC CONDUIT / LF									
701038P	2022Q1	22101	PASSAIC	NHP-0080 (331)	20	\$20.00	\$60.00	\$65.00	\$10.00

1 1/2" FLEXIBLE METALLIC CONDUIT / LF									
701039P	2022Q1	22429	MORRIS	100% STATE	50	\$5.00	\$200.00		\$20.00

HISTORICAL BID PRICE LISTING
 BY REGION

REGION: N

PAY ITEM	CALENDAR QUARTER	CONTRACT NUMBER	COUNTY LOCATION	PROJECT DESCRIPTION	BID QUANTITY	AWARD PRICE	SECOND BIDDER	THIRD BIDDER	ESTIMATE
38" JUNCTION BOX / U									
701093M	2022Q1	22427	BERGEN	100% STATE	1	\$500	\$6,696	\$4,000	\$1,250

10" X 36" JUNCTION BOX / U									
701096M	2022Q1	22101	PASSAIC	NHP-0080 (331)	18	\$1,500	\$1,500	\$2,100	\$2,500
	2022Q2	22123	BERGEN	STBGP-0208 (302)	6	\$3,700	\$1,500	\$3,500	\$2,000

17" X 30" JUNCTION BOX / U									
701099M	2022Q1	22427	BERGEN	100% STATE	2	\$250	\$2,551	\$1,000	\$600.00

HISTORICAL BID PRICE LISTING
BY REGION

REGION: N

PAY ITEM	CALENDAR QUARTER	CONTRACT NUMBER	COUNTY LOCATION	PROJECT DESCRIPTION	BID QUANTITY	AWARD PRICE	SECOND BIDDER	THIRD BIDDER	ESTIMATE

18" X 36" JUNCTION BOX / U									
701102M	2021Q4	21135	SUSSEX	NHP-0023 (327)	9	\$2,205	\$2,400	\$2,500	\$2,350
		21137	MORRIS	STBGP-FLEX-0046 (346)	15	\$2,645	\$4,050	\$2,600	\$2,500
		21138	UNION	NHP-0027 (302)	135	\$4,400	\$3,250	\$2,150	\$2,100
	2022Q1	22101	PASSAIC	NHP-0080 (331)	1	\$1,600	\$2,500	\$2,500	\$2,564
		22427	BERGEN	100% STATE	40	\$1,850	\$4,450	\$4,000	\$1,600
	2022Q2	22129	MORRIS	STBGP-FLEX-0046 (351)	5	\$3,200	\$2,500	\$2,521	\$3,300
		22117	PASSAIC	NHP-0020 (301)	51	\$2,800	\$2,750	\$2,700	\$2,100

8" X 8" X 6" METAL JUNCTION BOX / U									
701105M	2022Q1	22101	PASSAIC	NHP-0080 (331)	4	\$500	\$1,850	\$2,000	\$1,500

TRANSITE JUNCTION BOX REMOVAL / U									
701107M	2021Q4	21138	UNION	NHP-0027 (302)	11	\$880	\$2,000	\$2,500	\$5,000
		21137	MORRIS	STBGP-FLEX-0046 (346)	17	\$720	\$4,000	\$5,000	\$3,000

12" X 10" X 8" METAL JUNCTION BOX / U									
701108M	2022Q1	22429	MORRIS	100% STATE	1	\$2,000	\$1,382		\$750.00
		22427	BERGEN	100% STATE	2	\$250	\$1,196	\$1,000	\$600.00

JUNCTION BOX FOUNDATION / U									
701117M	2022Q1	22427	BERGEN	100% STATE	45	\$1,850	\$4,000	\$3,600	\$1,650
	2022Q2	22123	BERGEN	STBGP-0208 (302)	1	\$5,700	\$4,000	\$5,000	\$3,000
		22117	PASSAIC	NHP-0020 (301)	10	\$3,900	\$2,800	\$3,000	\$2,700

JUNCTION BOX MODIFICATIONS / LS									
701118P	2022Q2	22117	PASSAIC	NHP-0020 (301)	1	\$16,500	\$8,000	\$1,500	\$1,000

HISTORICAL BID PRICE LISTING
BY REGION

REGION: N

PAY ITEM	CALENDAR QUARTER	CONTRACT NUMBER	COUNTY LOCATION	PROJECT DESCRIPTION	BID QUANTITY	AWARD PRICE	SECOND BIDDER	THIRD BIDDER	ESTIMATE

JUNCTION BOX FRAME AND COVER / U									
701120M	2022Q1	22427	BERGEN	100% STATE	10	\$650	\$1,913	\$1,600	\$750.00
	2022Q2	22117	PASSAIC	NHP-0020 (301)	5	\$500.00	\$100.00	\$900.00	\$1,000

FOUNDATION, TYPE SFT / U									
701123M	2021Q4	21135	SUSSEX	NHP-0023 (327)	2	\$2,625	\$2,800	\$3,100	\$2,160
		21137	MORRIS	STBGP-FLEX-0046 (346)	4	\$2,125	\$7,400	\$3,200	\$2,500
		21138	UNION	NHP-0027 (302)	47	\$6,500	\$3,500	\$1,850	\$2,500
	2022Q1	22427	BERGEN	100% STATE	10	\$1,000	\$3,986	\$3,200	\$1,100
	2022Q2	22117	PASSAIC	NHP-0020 (301)	20	\$2,750	\$3,500	\$2,900	\$2,270

FOUNDATION, TYPE MCF / U									
701126M	2021Q4	21135	SUSSEX	NHP-0023 (327)	1	\$2,100	\$2,200	\$2,000	\$1,800
		21138	UNION	NHP-0027 (302)	1	\$5,500	\$2,600	\$1,300	\$1,900
	2022Q1	22427	BERGEN	100% STATE	5	\$750	\$2,232	\$1,600	\$750.00
	2022Q2	22117	PASSAIC	NHP-0020 (301)	3	\$2,200	\$2,500	\$1,200	\$1,800

FOUNDATION, TYPE P-MC MODIFIED / U									
701128M	2021Q4	21137	MORRIS	STBGP-FLEX-0046 (346)	2	\$4,815	\$6,300	\$4,300	\$4,500
		21138	UNION	NHP-0027 (302)	18	\$6,160	\$6,500	\$4,500	\$4,000
	2022Q1	22427	BERGEN	100% STATE	5	\$1,700	\$5,102	\$4,400	\$1,800
	2022Q2	22129	MORRIS	STBGP-FLEX-0046 (351)	1	\$6,400	\$2,000	\$4,354	\$5,200
		22117	PASSAIC	NHP-0020 (301)	3	\$4,400	\$7,500	\$2,700	\$4,240

FOUNDATION, TYPE P / U									
701129M	2022Q1	22427	BERGEN	100% STATE	2	\$100	\$3,826	\$1,600	\$700.00

HISTORICAL BID PRICE LISTING
BY REGION

REGION: N

PAY ITEM	CALENDAR QUARTER	CONTRACT NUMBER	COUNTY LOCATION	PROJECT DESCRIPTION	BID QUANTITY	AWARD PRICE	SECOND BIDDER	THIRD BIDDER	ESTIMATE

FOUNDATION, TYPE P-MC / U									
701132M	2021Q4	21135	SUSSEX	NHP-0023 (327)	1	\$3,780	\$4,000	\$5,000	\$3,500
		21137	MORRIS	STBGP-FLEX-0046 (346)	1	\$4,175	\$6,300	\$2,300	\$2,735
	2022Q1	22427	BERGEN	100% STATE	10	\$1,700	\$7,175	\$3,200	\$1,550

FOUNDATION, TYPE SPF / U									
701135M	2021Q4	21135	SUSSEX	NHP-0023 (327)	1	\$1,900	\$2,000	\$2,000	\$2,160
		21137	MORRIS	STBGP-FLEX-0046 (346)	7	\$1,615	\$5,900	\$2,300	\$2,000
		21138	UNION	NHP-0027 (302)	90	\$6,270	\$2,300	\$1,125	\$1,600
	2022Q1	22427	BERGEN	100% STATE	10	\$850	\$1,913	\$2,000	\$800.00
	2022Q2	22110	BERGEN	NHP-0017 (307)	3	\$3,220	\$2,785	\$3,000	\$2,100
		22129	MORRIS	STBGP-FLEX-0046 (351)	3	\$2,180	\$3,750	\$2,180	\$2,100
		22117	PASSAIC	NHP-0020 (301)	16	\$2,200	\$2,100	\$1,300	\$1,820

BORING FOR FOUNDATION, STF 50 FOOT ARM / U									
701136M	2021Q4	21137	MORRIS	STBGP-FLEX-0046 (346)	1	\$45,000	\$13,300	\$10,000	\$9,660
		21138	UNION	NHP-0027 (302)	2	\$16,500	\$6,000	\$8,000	\$10,000
	2022Q2	22117	PASSAIC	NHP-0020 (301)	1	\$10,000	\$6,000	\$4,500	\$10,000

FOUNDATION, STF FOR GREATER THAN 50 FOOT / LF									
701137M	2021Q4	21137	MORRIS	STBGP-FLEX-0046 (346)	20	\$1,650	\$1,800	\$2,500	\$1,070
		21138	UNION	NHP-0027 (302)	40	\$1,760	\$2,100	\$1,300	\$1,000
	2022Q2	22117	PASSAIC	NHP-0020 (301)	20	\$2,550	\$2,200	\$1,000	\$1,500

FOUNDATION, TYPE STF / U									
701138M	2021Q4	21137	MORRIS	STBGP-FLEX-0046 (346)	1	\$6,090	\$7,300	\$10,000	\$5,500

HISTORICAL BID PRICE LISTING
BY REGION

REGION: N

PAY ITEM	CALENDAR QUARTER	CONTRACT NUMBER	COUNTY LOCATION	PROJECT DESCRIPTION	BID QUANTITY	AWARD PRICE	SECOND BIDDER	THIRD BIDDER	ESTIMATE

FOUNDATION, TYPE STF / U									
701138M	(cont)	21135	SUSSEX	NHP-0023 (327)	5	\$8,925	\$9,500	\$8,500	\$5,000
		21138	UNION	NHP-0027 (302)	17	\$7,495	\$11,000	\$4,625	\$5,000
	2022Q1	22427	BERGEN	100% STATE	10	\$4,000	\$7,100	\$9,000	\$4,500
	2022Q2	22129	MORRIS	STBGP-FLEX-0046 (351)	3	\$11,000	\$4,000	\$9,169	\$6,000
		22117	PASSAIC	NHP-0020 (301)	17	\$10,000	\$12,500	\$4,500	\$5,000

FOUNDATION, TYPE SFX / U									
701141M	2022Q1	22427	BERGEN	100% STATE	1	\$1	\$3,029	\$300	\$100.00

FOUNDATION, TYPE SFK / U									
701144M	2021Q4	21137	MORRIS	STBGP-FLEX-0046 (346)	5	\$2,700	\$4,600	\$3,360	\$3,000
		21138	UNION	NHP-0027 (302)	34	\$3,190	\$3,600	\$2,075	\$2,300
	2022Q1	22427	BERGEN	100% STATE	10	\$1,100	\$5,102	\$2,800	\$1,000
	2022Q2	22129	MORRIS	STBGP-FLEX-0046 (351)	1	\$3,400	\$5,000	\$3,213	\$3,400
		22117	PASSAIC	NHP-0020 (301)	6	\$3,300	\$4,000	\$2,800	\$2,570

FOUNDATION, TYPE 1M / U									
701153M	2022Q1	22427	BERGEN	100% STATE	2	\$200	\$3,189	\$400	\$200.00

FOUNDATION, TYPE 2M / U									
701156M	2022Q1	22427	BERGEN	100% STATE	2	\$400	\$4,783	\$800	\$400.00

FOUNDATION, TYPE 1M-MC / U									
701159M	2022Q1	22101	PASSAIC	NHP-0080 (331)	1	\$1,500	\$1,500	\$4,500	\$1,800

HISTORICAL BID PRICE LISTING
BY REGION

REGION: N

PAY ITEM	CALENDAR QUARTER	CONTRACT NUMBER	COUNTY LOCATION	PROJECT DESCRIPTION	BID QUANTITY	AWARD PRICE	SECOND BIDDER	THIRD BIDDER	ESTIMATE
FOUNDATION, TYPE 1M-MC / U									
701159M	(cont)	22427	BERGEN	100% STATE	2	\$600	\$5,421	\$1,600	\$700.00
FOUNDATION, TYPE 2M-MC / U									
701162M	2022Q1	22427	BERGEN	100% STATE	2	\$800	\$5,580	\$2,000	\$900.00
METER CABINET, TYPE T / U									
701168M	2021Q4	21135	SUSSEX	NHP-0023 (327)	1	\$4,265	\$3,200	\$3,100	\$4,000
		21138	UNION	NHP-0027 (302)	6	\$8,800	\$8,500	\$2,695	\$3,500
METER CABINET, TYPE TL / U									
701171M	2021Q4	21135	SUSSEX	NHP-0023 (327)	1	\$4,465	\$3,850	\$3,700	\$3,500
		21137	MORRIS	STBGP-FLEX-0046 (346)	3	\$5,030	\$3,300	\$6,500	\$4,000
		21138	UNION	NHP-0027 (302)	15	\$8,800	\$8,500	\$3,105	\$3,750
	2022Q2	22129	MORRIS	STBGP-FLEX-0046 (351)	1	\$3,630	\$4,000	\$6,748	\$5,100
		22117	PASSAIC	NHP-0020 (301)	3	\$3,200	\$6,100	\$6,000	\$4,250
METER CABINET, TYPE 1M / U									
701174M	2022Q1	22101	PASSAIC	NHP-0080 (331)	1	\$7,500	\$10,520	\$12,098	\$12,000
METER CABINET, TYPE L / U									
701183M	2022Q2	22117	PASSAIC	NHP-0020 (301)	3	\$3,200	\$6,200	\$6,000	\$6,500
MODIFY METER CABINET / U									
701187M	2022Q2	22117	PASSAIC	NHP-0020 (301)	5	\$4,100	\$1,600	\$1,600	\$2,500
GROUND WIRE, NO. 4 AWG / LF									
701190P	2022Q1	22101	PASSAIC	NHP-0080 (331)	732	\$5.00	\$5.00	\$5.75	\$4.00

HISTORICAL BID PRICE LISTING
BY REGION

REGION: N

PAY ITEM	CALENDAR QUARTER	CONTRACT NUMBER	COUNTY LOCATION	PROJECT DESCRIPTION	BID QUANTITY	AWARD PRICE	SECOND BIDDER	THIRD BIDDER	ESTIMATE

GROUND WIRE, NO. 8 AWG / LF									
701192P	2021Q4	21135	SUSSEX	NHP-0023 (327)	940	\$2.90	\$3.00	\$2.25	\$3.00
		21137	MORRIS	STBGP-FLEX-0046 (346)	1,628	\$3.80	\$3.85	\$5.00	\$3.00
		21138	UNION	NHP-0027 (302)	19,305	\$4.15	\$4.00	\$3.20	\$2.00
	2022Q1	22101	PASSAIC	NHP-0080 (331)	795	\$5.00	\$4.00	\$4.60	\$3.00
		22429	MORRIS	100% STATE	3,000	\$2.75	\$3.90		\$2.50
	2022Q2	22110	BERGEN	NHP-0017 (307)	67	\$7.00	\$6.00	\$4.00	\$2.00
		22129	MORRIS	STBGP-FLEX-0046 (351)	462	\$3.25	\$4.00	\$1.77	\$4.00
		22123	BERGEN	STBGP-0208 (302)	620	\$6.00	\$4.50	\$6.00	\$3.00
		22117	PASSAIC	NHP-0020 (301)	8,265	\$3.25	\$3.85	\$4.00	\$2.00

MULTIPLE LIGHTING WIRE, NO. 2 AWG / LF									
701195P	2022Q1	22429	MORRIS	100% STATE	4,000	\$6.00	\$9.40		\$5.00
	2022Q2	22117	PASSAIC	NHP-0020 (301)	40	\$22.00	\$6.60	\$7.00	\$10.00
		22123	BERGEN	STBGP-0208 (302)	120	\$9.00	\$37.50	\$9.00	\$5.00

MULTIPLE LIGHTING WIRE, NO. 4 AWG / LF									
701196P	2022Q1	22429	MORRIS	100% STATE	50	\$1.00	\$6.10		\$2.50

MULTIPLE LIGHTING WIRE, NO. 6 AWG / LF									
701198P	2022Q1	22429	MORRIS	100% STATE	1,000	\$1.00	\$7.60		\$3.50
	2022Q2	22129	MORRIS	STBGP-FLEX-0046 (351)	34	\$16.50	\$20.00	\$3.59	\$3.00
		22117	PASSAIC	NHP-0020 (301)	2,540	\$4.00	\$4.40	\$5.00	\$3.00

HISTORICAL BID PRICE LISTING
BY REGION

REGION: N

PAY ITEM	CALENDAR QUARTER	CONTRACT NUMBER	COUNTY LOCATION	PROJECT DESCRIPTION	BID QUANTITY	AWARD PRICE	SECOND BIDDER	THIRD BIDDER	ESTIMATE

MULTIPLE LIGHTING WIRE, NO. 8 AWG / LF									
701201P	2021Q4	21138	UNION	NHP-0027 (302)	352	\$8.35	\$8.00	\$3.20	\$3.00
		21135	SUSSEX	NHP-0023 (327)	1,155	\$3.10	\$3.00	\$2.35	\$3.00
		21137	MORRIS	STBGP-FLEX-0046 (346)	4,546	\$6.50	\$3.85	\$5.00	\$3.00
	2022Q1	22429	MORRIS	100% STATE	1,200	\$3.50	\$6.10		\$2.00
		22101	PASSAIC	NHP-0080 (331)	3,738	\$4.00	\$3.00	\$3.45	\$3.00
	2022Q2	22110	BERGEN	NHP-0017 (307)	163	\$13.00	\$11.00	\$4.00	\$3.00
		22129	MORRIS	STBGP-FLEX-0046 (351)	522	\$3.25	\$3.50	\$3.27	\$3.00
		22117	PASSAIC	NHP-0020 (301)	7,600	\$3.25	\$3.30	\$3.00	\$3.00

MULTIPLE LIGHTING WIRE, NO. 10 AWG / LF									
701204P	2022Q1	22429	MORRIS	100% STATE	3,500	\$3.50	\$6.90		\$3.00
	2022Q2	22117	PASSAIC	NHP-0020 (301)	150	\$11.00	\$2.75	\$3.00	\$4.00

SERVICE WIRE, NO. 3/0 AWG / LF									
701208P	2022Q1	22101	PASSAIC	NHP-0080 (331)	180	\$10.00	\$15.00	\$17.25	\$14.00

SERVICE WIRE, NO. 2 AWG / LF									
701210P	2022Q2	22129	MORRIS	STBGP-FLEX-0046 (351)	9	\$24.20	\$25.00	\$17.14	\$9.00

SERVICE WIRE, NO. 6 AWG / LF									
701213P	2021Q4	21135	SUSSEX	NHP-0023 (327)	180	\$3.00	\$4.00	\$3.40	\$4.00
		21137	MORRIS	STBGP-FLEX-0046 (346)	561	\$4.25	\$4.60	\$6.00	\$3.00
		21138	UNION	NHP-0027 (302)	4,169	\$7.45	\$7.25	\$6.40	\$5.00
	2022Q1	22101	PASSAIC	NHP-0080 (331)	180	\$5.00	\$7.00	\$8.05	\$3.00
	2022Q2	22129	MORRIS	STBGP-FLEX-0046 (351)	111	\$8.25	\$10.00	\$3.05	\$7.00

HISTORICAL BID PRICE LISTING
 BY REGION

REGION: N

PAY ITEM	CALENDAR QUARTER	CONTRACT NUMBER	COUNTY LOCATION	PROJECT DESCRIPTION	BID QUANTITY	AWARD PRICE	SECOND BIDDER	THIRD BIDDER	ESTIMATE

SERVICE WIRE, NO. 6 AWG / LF									
701213P	(cont)	22117	PASSAIC	NHP-0020(301)	1,261	\$7.00	\$6.60	\$8.00	\$8.00

SERVICE WIRE, NO. 8 AWG / LF									
701216P	2021Q4	21138	UNION	NHP-0027(302)	330	\$6.35	\$10.00	\$5.20	\$10.00

MULTIPLE LIGHTING WIRE, NO. 3/0 AWG / LF									
701242P	2022Q1	22101	PASSAIC	NHP-0080(331)	2,016	\$10.00	\$15.00	\$17.25	\$7.00

HISTORICAL BID PRICE LISTING
BY REGION

REGION: N

PAY ITEM	CALENDAR QUARTER	CONTRACT NUMBER	COUNTY LOCATION	PROJECT DESCRIPTION	BID QUANTITY	AWARD PRICE	SECOND BIDDER	THIRD BIDDER	ESTIMATE
CONTROLLER, 8 PHASE / U									
702009M	2021Q4	21135	SUSSEX	NHP-0023 (327)	1	\$16,000	\$17,000	\$20,000	\$20,000
		21137	MORRIS	STBGP-FLEX-0046 (346)	2	\$16,875	\$17,000	\$25,000	\$25,000
		21138	UNION	NHP-0027 (302)	18	\$25,300	\$25,000	\$17,985	\$22,000
	2022Q2	22129	MORRIS	STBGP-FLEX-0046 (351)	1	\$50,000	\$47,000	\$48,200	\$30,000
		22117	PASSAIC	NHP-0020 (301)	3	\$41,000	\$23,300	\$25,000	\$19,000

TRAFFIC SIGNAL STANDARD, ALUMINUM / U									
702012M	2021Q4	21135	SUSSEX	NHP-0023 (327)	2	\$2,415	\$2,800	\$3,000	\$2,495
		21137	MORRIS	STBGP-FLEX-0046 (346)	9	\$3,280	\$3,350	\$4,400	\$3,045
		21138	UNION	NHP-0027 (302)	27	\$5,390	\$5,200	\$2,785	\$3,000
	2022Q2	22129	MORRIS	STBGP-FLEX-0046 (351)	1	\$5,650	\$5,700	\$5,479	\$4,600
		22117	PASSAIC	NHP-0020 (301)	23	\$3,800	\$3,900	\$4,200	\$3,000

TRAFFIC STANDARD, ALUMINUM, DECORATIVE / U									
702013M	2021Q4	21138	UNION	NHP-0027 (302)	56	\$6,490	\$6,300	\$5,070	\$3,500

SIGNAL STANDARD GREATER 50 FOOT, STEEL / U									
702014M	2021Q4	21137	MORRIS	STBGP-FLEX-0046 (346)	1	\$10,400	\$14,900	\$20,000	\$8,903
		21138	UNION	NHP-0027 (302)	2	\$22,550	\$22,000	\$10,250	\$9,000
	2022Q2	22117	PASSAIC	NHP-0020 (301)	1	\$18,150	\$15,000	\$16,000	\$10,250

TRAFFIC SIGNAL STANDARD, STEEL / U									
702015M	2021Q4	21137	MORRIS	STBGP-FLEX-0046 (346)	1	\$7,750	\$7,500	\$10,000	\$6,000
		21135	SUSSEX	NHP-0023 (327)	5	\$7,245	\$8,500	\$8,000	\$6,000
		21138	UNION	NHP-0027 (302)	16	\$14,850	\$14,500	\$7,550	\$7,000
	2022Q2	22129	MORRIS	STBGP-FLEX-0046 (351)	3	\$12,250	\$12,000	\$11,514	\$8,000

HISTORICAL BID PRICE LISTING
BY REGION

REGION: N

PAY ITEM	CALENDAR QUARTER	CONTRACT NUMBER	COUNTY LOCATION	PROJECT DESCRIPTION	BID QUANTITY	AWARD PRICE	SECOND BIDDER	THIRD BIDDER	ESTIMATE

TRAFFIC SIGNAL STANDARD, STEEL / U									
702015M	(cont)	22117	PASSAIC	NHP-0020 (301)	17	\$9,200	\$9,200	\$9,400	\$6,100

PEDESTRIAN SIGNAL STANDARD / U									
702018M	2021Q4	21135	SUSSEX	NHP-0023 (327)	1	\$1,000	\$1,500	\$1,510	\$1,800
		21137	MORRIS	STBGP-FLEX-0046 (346)	7	\$1,140	\$1,050	\$1,400	\$1,000
		21138	UNION	NHP-0027 (302)	89	\$1,540	\$1,500	\$1,025	\$900.00
	2022Q2	22110	BERGEN	NHP-0017 (307)	3	\$2,900	\$2,500	\$1,000	\$950.00
		22129	MORRIS	STBGP-FLEX-0046 (351)	3	\$1,150	\$1,100	\$1,419	\$1,400
		22117	PASSAIC	NHP-0020 (301)	16	\$1,100	\$1,375	\$1,400	\$950.00

TRAFFIC SIGNAL MAST ARM, ALUMINUM / U									
702021M	2021Q4	21137	MORRIS	STBGP-FLEX-0046 (346)	7	\$3,190	\$3,000	\$4,300	\$2,500
		21138	UNION	NHP-0027 (302)	35	\$2,950	\$2,850	\$2,675	\$3,000
	2022Q2	22129	MORRIS	STBGP-FLEX-0046 (351)	1	\$5,350	\$5,300	\$7,241	\$3,000
		22117	PASSAIC	NHP-0020 (301)	11	\$3,000	\$3,900	\$4,000	\$2,500

TRAFFIC MAST ARM, ALUMINUM, DECORATIVE / U									
702022M	2021Q4	21138	UNION	NHP-0027 (302)	54	\$3,235	\$3,200	\$2,400	\$3,500

TRAFFIC SIGNAL MAST ARM, STEEL / U									
702024M	2021Q4	21137	MORRIS	STBGP-FLEX-0046 (346)	2	\$8,190	\$7,100	\$10,000	\$5,000
		21135	SUSSEX	NHP-0023 (327)	5	\$6,800	\$5,500	\$5,775	\$5,000
		21138	UNION	NHP-0027 (302)	16	\$8,715	\$8,400	\$6,500	\$6,500
	2022Q2	22129	MORRIS	STBGP-FLEX-0046 (351)	3	\$9,000	\$8,500	\$10,336	\$7,000
		22117	PASSAIC	NHP-0020 (301)	17	\$8,400	\$7,500	\$7,000	\$4,800

TRAFFIC ARM GREATER THAN 50 FOOT, STEEL / U									
702025M	2021Q4	21137	MORRIS	STBGP-FLEX-0046 (346)	1	\$45,300	\$29,000	\$33,000	\$14,630

HISTORICAL BID PRICE LISTING
BY REGION

REGION: N

PAY ITEM	CALENDAR QUARTER	CONTRACT NUMBER	COUNTY LOCATION	PROJECT DESCRIPTION	BID QUANTITY	AWARD PRICE	SECOND BIDDER	THIRD BIDDER	ESTIMATE

TRAFFIC ARM GREATER THAN 50 FOOT, STEEL / U									
702025M	(cont)	21138	UNION	NHP-0027 (302)	2	\$26,400	\$25,500	\$31,000	\$9,000
	2022Q2	22117	PASSAIC	NHP-0020 (301)	1	\$43,000	\$42,000	\$40,000	\$18,800

TRAFFIC SIGNAL CABLE, 2 CONDUCTOR / LF									
702027P	2021Q4	21135	SUSSEX	NHP-0023 (327)	590	\$2.35	\$2.00	\$1.90	\$3.00
		21137	MORRIS	STBGP-FLEX-0046 (346)	1,760	\$6.00	\$3.15	\$5.00	\$3.00
		21138	UNION	NHP-0027 (302)	22,946	\$2.40	\$2.30	\$2.50	\$2.00
	2022Q2	22110	BERGEN	NHP-0017 (307)	561	\$13.00	\$11.00	\$2.35	\$3.00
		22129	MORRIS	STBGP-FLEX-0046 (351)	1,097	\$2.50	\$3.00	\$3.11	\$4.00
		22117	PASSAIC	NHP-0020 (301)	4,200	\$2.50	\$3.30	\$3.25	\$2.00

TRAFFIC SIGNAL CABLE, 5 CONDUCTOR / LF									
702030P	2021Q4	21135	SUSSEX	NHP-0023 (327)	725	\$3.30	\$3.00	\$2.70	\$4.00
		21137	MORRIS	STBGP-FLEX-0046 (346)	3,117	\$6.70	\$3.65	\$6.00	\$4.00
		21138	UNION	NHP-0027 (302)	51,469	\$2.70	\$2.60	\$2.95	\$3.00
	2022Q2	22110	BERGEN	NHP-0017 (307)	561	\$14.00	\$12.00	\$2.75	\$3.00
		22129	MORRIS	STBGP-FLEX-0046 (351)	1,097	\$3.10	\$3.50	\$3.70	\$4.00
		22117	PASSAIC	NHP-0020 (301)	12,500	\$3.00	\$4.40	\$4.50	\$2.00

TRAFFIC SIGNAL CABLE, 10 CONDUCTOR / LF									
702033P	2021Q4	21135	SUSSEX	NHP-0023 (327)	2,795	\$4.00	\$4.00	\$3.75	\$4.00
		21137	MORRIS	STBGP-FLEX-0046 (346)	3,066	\$8.00	\$4.50	\$6.00	\$4.00
		21138	UNION	NHP-0027 (302)	43,956	\$3.25	\$3.20	\$3.75	\$5.00
	2022Q2	22129	MORRIS	STBGP-FLEX-0046 (351)	1,210	\$4.05	\$4.00	\$4.87	\$5.00
		22117	PASSAIC	NHP-0020 (301)	11,200	\$4.00	\$5.50	\$5.50	\$3.00

OPTICALLY PROGRAMMED LED SIGNAL HEAD / U									
702035M	2021Q4	21138	UNION	NHP-0027 (302)	4	\$7,700	\$7,400	\$6,875	\$4,500

HISTORICAL BID PRICE LISTING
BY REGION

REGION: N

PAY ITEM	CALENDAR QUARTER	CONTRACT NUMBER	COUNTY LOCATION	PROJECT DESCRIPTION	BID QUANTITY	AWARD PRICE	SECOND BIDDER	THIRD BIDDER	ESTIMATE

TRAFFIC SIGNAL HEAD / U									
702036M	2021Q4	21135	SUSSEX	NHP-0023 (327)	18	\$1,150	\$1,400	\$1,400	\$1,141
		21137	MORRIS	STBGP-FLEX-0046 (346)	26	\$1,440	\$1,300	\$1,900	\$1,500
		21138	UNION	NHP-0027 (302)	328	\$1,320	\$1,300	\$1,655	\$1,150
	2022Q2	22129	MORRIS	STBGP-FLEX-0046 (351)	13	\$1,950	\$1,900	\$1,591	\$1,800
		22117	PASSAIC	NHP-0020 (301)	86	\$1,540	\$990	\$1,000	\$1,200

PUSH BUTTON INSTALLATION / U									
702038M	2021Q4	21138	UNION	NHP-0027 (302)	22	\$825	\$1,600	\$2,020	\$2,500

PEDESTRIAN SIGNAL HEAD / U									
702039M	2021Q4	21135	SUSSEX	NHP-0023 (327)	4	\$950	\$1,100	\$1,060	\$1,093
		21137	MORRIS	STBGP-FLEX-0046 (346)	16	\$1,095	\$1,050	\$1,500	\$960.00
		21138	UNION	NHP-0027 (302)	186	\$886	\$850	\$1,035	\$900.00
	2022Q2	22110	BERGEN	NHP-0017 (307)	4	\$2,140	\$1,850	\$1,250	\$1,060
		22129	MORRIS	STBGP-FLEX-0046 (351)	8	\$950	\$1,000	\$980	\$1,200
		22117	PASSAIC	NHP-0020 (301)	21	\$1,020	\$1,325	\$1,300	\$1,100

SIGNAL AHEAD WIRELESS INTERCONNECT SYSTE / LS									
702040P	2021Q4	21135	SUSSEX	NHP-0023 (327)	1	\$7,185	\$9,500	\$9,500	\$13,000

PUSH BUTTON ASSEMBLIES, TYPE APS / U									
702041M	2021Q4	21138	UNION	NHP-0027 (302)	4	\$3,850	\$3,700	\$1,625	\$2,000

PUSH BUTTON / U									
702042M	2021Q4	21135	SUSSEX	NHP-0023 (327)	4	\$475.00	\$500.00	\$490.00	\$400.00
		21137	MORRIS	STBGP-FLEX-0046 (346)	9	\$365.00	\$550.00	\$725.00	\$400.00

HISTORICAL BID PRICE LISTING
BY REGION

REGION: N

PAY ITEM	CALENDAR QUARTER	CONTRACT NUMBER	COUNTY LOCATION	PROJECT DESCRIPTION	BID QUANTITY	AWARD PRICE	SECOND BIDDER	THIRD BIDDER	ESTIMATE
PUSH BUTTON / U									
702042M	(cont)	21138	UNION	NHP-0027 (302)	118	\$385.00	\$370.00	\$470.00	\$400.00
	2022Q2	22129	MORRIS	STBGP-FLEX-0046 (351)	8	\$575.00	\$600.00	\$578.40	\$540.00
		22110	BERGEN	NHP-0017 (307)	16	\$1,275	\$1,100	\$615	\$520.00
		22117	PASSAIC	NHP-0020 (301)	22	\$500.00	\$760.00	\$750.00	\$400.00

IMAGE DETECTOR / U									
702045M	2021Q4	21138	UNION	NHP-0027 (302)	52	\$6,380	\$6,200	\$6,130	\$11,000

RADAR DETECTOR / U									
702046M	2021Q4	21135	SUSSEX	NHP-0023 (327)	4	\$8,510	\$9,900	\$9,750	\$8,500
		21138	UNION	NHP-0027 (302)	5	\$11,275	\$11,000	\$8,845	\$11,000
		21137	MORRIS	STBGP-FLEX-0046 (346)	7	\$10,440	\$9,500	\$12,000	\$9,000
	2022Q2	22117	PASSAIC	NHP-0020 (301)	1	\$10,600	\$12,500	\$13,000	\$15,000
		22129	MORRIS	STBGP-FLEX-0046 (351)	4	\$10,000	\$9,500	\$9,533	\$9,200
		22117	PASSAIC	NHP-0020 (301)	27	\$10,300	\$12,750	\$13,000	\$9,500

LOOP DETECTOR / LF									
702048M	2022Q1	22427	BERGEN	100% STATE	50	\$1.00	\$56.00	\$20.00	\$10.00

GENERATOR AUXILIARY CABINET / U									
702050M	2021Q4	21137	MORRIS	STBGP-FLEX-0046 (346)	4	\$10,125	\$7,300	\$12,000	\$7,060
		21138	UNION	NHP-0027 (302)	26	\$7,920	\$7,600	\$7,290	\$8,000
	2022Q2	22129	MORRIS	STBGP-FLEX-0046 (351)	1	\$7,100	\$7,000	\$10,154	\$9,000
		22117	PASSAIC	NHP-0020 (301)	8	\$10,000	\$8,850	\$9,000	\$10,000

TEMPORARY TRAFFIC SIGNAL SYSTEM, LOCATIO / LS									
702054M	2022Q2	22117	PASSAIC	NHP-0020 (301)	1	\$80,000	\$17,000	\$20,000	\$50,000

HISTORICAL BID PRICE LISTING
BY REGION

REGION: N

PAY ITEM	CALENDAR QUARTER	CONTRACT NUMBER	COUNTY LOCATION	PROJECT DESCRIPTION	BID QUANTITY	AWARD PRICE	SECOND BIDDER	THIRD BIDDER	ESTIMATE

TEMPORARY TRAFFIC SIGNAL SYSTEM, LOCATIO / LS									
702054M	(cont)	22117	PASSAIC	NHP-0020 (301)	1	\$80,000	\$190,000	\$180,000	\$100,000

INTERIM TRAFFIC SIGNAL SYSTEM, LOCATION / LS									
702057M	2021Q4	21137	MORRIS	STBGP-FLEX-0046 (346)	1	\$1	\$20,000	\$20,000	\$10,000
		21137	MORRIS	STBGP-FLEX-0046 (346)	1	\$1	\$11,000	\$20,000	\$10,000
		21137	MORRIS	STBGP-FLEX-0046 (346)	1	\$1	\$15,000	\$20,000	\$15,000
		21137	MORRIS	STBGP-FLEX-0046 (346)	1	\$1	\$5,500	\$20,000	\$10,000
		21138	UNION	NHP-0027 (302)	1	\$8,800	\$8,500	\$19,000	\$15,000
		21138	UNION	NHP-0027 (302)	1	\$8,800	\$8,500	\$14,500	\$15,000
		21138	UNION	NHP-0027 (302)	1	\$8,800	\$8,500	\$9,500	\$10,000
		21138	UNION	NHP-0027 (302)	1	\$8,800	\$8,500	\$13,500	\$15,000
		21138	UNION	NHP-0027 (302)	1	\$8,800	\$8,500	\$10,500	\$5,000
		21138	UNION	NHP-0027 (302)	1	\$8,800	\$8,500	\$14,500	\$15,000
		21138	UNION	NHP-0027 (302)	1	\$8,800	\$8,500	\$9,000	\$15,000
		21138	UNION	NHP-0027 (302)	1	\$8,800	\$8,500	\$7,550	\$15,000
		21138	UNION	NHP-0027 (302)	1	\$8,800	\$8,500	\$13,500	\$15,000
		21138	UNION	NHP-0027 (302)	1	\$8,800	\$8,500	\$15,750	\$25,000
		21138	UNION	NHP-0027 (302)	1	\$8,800	\$8,500	\$13,500	\$10,000
		21138	UNION	NHP-0027 (302)	1	\$8,800	\$8,500	\$14,500	\$15,000
		21138	UNION	NHP-0027 (302)	1	\$8,800	\$8,500	\$16,500	\$15,000
		21138	UNION	NHP-0027 (302)	1	\$8,800	\$8,500	\$14,500	\$10,000
		21138	UNION	NHP-0027 (302)	1	\$8,800	\$8,500	\$15,500	\$15,000
		21138	UNION	NHP-0027 (302)	1	\$8,800	\$8,500	\$17,500	\$5,000
		21138	UNION	NHP-0027 (302)	1	\$8,800	\$8,500	\$17,500	\$5,000
		21138	UNION	NHP-0027 (302)	1	\$8,800	\$8,500	\$17,500	\$5,000
		21138	UNION	NHP-0027 (302)	1	\$8,800	\$8,500	\$17,500	\$5,000
		21138	UNION	NHP-0027 (302)	1	\$8,800	\$8,500	\$16,250	\$5,000
		21138	UNION	NHP-0027 (302)	1	\$8,800	\$8,500	\$17,500	\$5,000
		21138	UNION	NHP-0027 (302)	1	\$8,800	\$8,500	\$16,250	\$5,000
		21138	UNION	NHP-0027 (302)	1	\$8,800	\$8,500	\$22,500	\$10,000
		21138	UNION	NHP-0027 (302)	1	\$8,800	\$8,500	\$17,500	\$10,000
		21138	UNION	NHP-0027 (302)	1	\$8,800	\$8,500	\$24,500	\$25,000
		21138	UNION	NHP-0027 (302)	1	\$8,800	\$8,500	\$18,000	\$7,500
		21138	UNION	NHP-0027 (302)	1	\$8,800	\$8,500	\$19,500	\$5,000
		21138	UNION	NHP-0027 (302)	1	\$8,800	\$8,500	\$19,500	\$7,500

HISTORICAL BID PRICE LISTING
BY REGION

REGION: N

PAY ITEM	CALENDAR QUARTER	CONTRACT NUMBER	COUNTY LOCATION	PROJECT DESCRIPTION	BID QUANTITY	AWARD PRICE	SECOND BIDDER	THIRD BIDDER	ESTIMATE
INTERIM TRAFFIC SIGNAL SYSTEM, LOCATION / LS									
702057M	(cont)	21138	UNION	NHP-0027 (302)	1	\$8,800	\$8,500	\$10,500	\$5,000
	2022Q2	22117	PASSAIC	NHP-0020 (301)	1	\$16,500	\$16,500	\$15,000	\$10,000
		22117	PASSAIC	NHP-0020 (301)	1	\$6,000	\$15,000	\$15,000	\$10,000
		22117	PASSAIC	NHP-0020 (301)	1	\$11,500	\$15,000	\$15,000	\$10,000
		22117	PASSAIC	NHP-0020 (301)	1	\$9,000	\$15,000	\$15,000	\$7,000
		22117	PASSAIC	NHP-0020 (301)	1	\$10,000	\$15,000	\$15,000	\$7,000
		22117	PASSAIC	NHP-0020 (301)	1	\$11,500	\$15,000	\$15,000	\$15,000
		22129	MORRIS	STBGP-FLEX-0046 (351)	1	\$15,000	\$14,000	\$16,602	\$12,000

GPS UNIT / U									
702059M	2022Q2	22117	PASSAIC	NHP-0020 (301)	5	\$1,300	\$1,270	\$1,300	\$1,500

CONTROLLER TURN-ON / U									
702060M	2021Q4	21135	SUSSEX	NHP-0023 (327)	1	\$8,200	\$4,500	\$5,000	\$5,000
		21137	MORRIS	STBGP-FLEX-0046 (346)	4	\$3,875	\$17,000	\$11,250	\$6,000
		21138	UNION	NHP-0027 (302)	31	\$2,640	\$2,550	\$14,250	\$7,000
	2022Q2	22129	MORRIS	STBGP-FLEX-0046 (351)	1	\$18,500	\$18,000	\$12,896	\$9,000
		22110	BERGEN	NHP-0017 (307)	3	\$12,705	\$11,000	\$7,250	\$5,300
		22117	PASSAIC	NHP-0020 (301)	9	\$18,150	\$5,000	\$5,000	\$6,000

HISTORICAL BID PRICE LISTING
 BY REGION

REGION: N

PAY ITEM	CALENDAR QUARTER	CONTRACT NUMBER	COUNTY LOCATION	PROJECT DESCRIPTION	BID QUANTITY	AWARD PRICE	SECOND BIDDER	THIRD BIDDER	ESTIMATE
RED SIGNAL AHEAD SIGN / U									
702102P	2021Q4	21135	SUSSEX	NHP-0023 (327)	1	\$8,850	\$8,200	\$8,000	\$6,500
		21138	UNION	NHP-0027 (302)	1	\$12,045	\$11,600	\$8,950	\$5,000
	2022Q2	22117	PASSAIC	NHP-0020 (301)	2	\$12,500	\$9,700	\$10,000	\$8,000

HISTORICAL BID PRICE LISTING
BY REGION

REGION: N

PAY ITEM	CALENDAR QUARTER	CONTRACT NUMBER	COUNTY LOCATION	PROJECT DESCRIPTION	BID QUANTITY	AWARD PRICE	SECOND BIDDER	THIRD BIDDER	ESTIMATE
LIGHTING STANDARD ALUMINUM / U									
703003M	2022Q2	22123	BERGEN	STBGP-0208 (302)	1	\$8,000	\$6,000	\$4,000	\$2,500
		22117	PASSAIC	NHP-0020 (301)	13	\$3,600	\$3,300	\$3,300	\$1,850
LIGHTING STANDARD DECORATIVE / U									
703010M	2022Q1	22101	PASSAIC	NHP-0080 (331)	13	\$3,000	\$2,600	\$2,990	\$4,000
LIGHTING MAST ARM ALUMINUM / U									
703012M	2022Q2	22123	BERGEN	STBGP-0208 (302)	1	\$5,000	\$2,200	\$2,000	\$850.00
		22117	PASSAIC	NHP-0020 (301)	4	\$1,250	\$1,275	\$1,300	\$1,050
LIGHTING MAST ARM STEEL / U									
703015M	2021Q4	21138	UNION	NHP-0027 (302)	1	\$6,930	\$6,700	\$1,700	\$2,500
LUMINAIRE / U									
703018M	2021Q4	21138	UNION	NHP-0027 (302)	1	\$6,480	\$6,300	\$1,205	\$1,500
		21135	SUSSEX	NHP-0023 (327)	2	\$1,825	\$2,200	\$2,050	\$1,200
		21137	MORRIS	STBGP-FLEX-0046 (346)	10	\$2,100	\$2,000	\$2,250	\$2,000
	2022Q1	22101	PASSAIC	NHP-0080 (331)	17	\$1,800	\$2,100	\$2,415	\$1,600
	2022Q2	22123	BERGEN	STBGP-0208 (302)	1	\$5,000	\$1,350	\$2,200	\$1,100
		22110	BERGEN	NHP-0017 (307)	2	\$3,640	\$3,150	\$4,000	\$1,300
		22129	MORRIS	STBGP-FLEX-0046 (351)	2	\$2,000	\$2,000	\$1,928	\$2,200
		22117	PASSAIC	NHP-0020 (301)	177	\$1,700	\$1,275	\$1,300	\$1,950
SIGN LIGHTING, STRUCTURE NO. ____ / LS									
703021M	2022Q2	22117	PASSAIC	NHP-0020 (301)	1	\$15,000	\$30,000	\$30,000	\$23,900
		22117	PASSAIC	NHP-0020 (301)	1	\$12,000	\$35,000	\$32,000	\$29,600

HISTORICAL BID PRICE LISTING
 BY REGION

REGION: N

PAY ITEM	CALENDAR QUARTER	CONTRACT NUMBER	COUNTY LOCATION	PROJECT DESCRIPTION	BID QUANTITY	AWARD PRICE	SECOND BIDDER	THIRD BIDDER	ESTIMATE
SIGN LIGHTING, STRUCTURE NO. ____ / LS									
703021M	(cont)	22117	PASSAIC	NHP-0020 (301)	1	\$15,000	\$35,000	\$31,000	\$19,100
		22117	PASSAIC	NHP-0020 (301)	1	\$12,000	\$35,000	\$33,000	\$18,800
		22117	PASSAIC	NHP-0020 (301)	1	\$12,000	\$35,000	\$31,000	\$18,800

UNDERDECK LIGHTING TYPE W / U									
703024M	2022Q2	22117	PASSAIC	NHP-0020 (301)	2	\$2,150	\$3,000	\$3,000	\$2,200

TOWER LIGHTING / U									
703030M	2022Q1	22429	MORRIS	100% STATE	1	\$136,500	\$454,865		\$150,000

TEMPORARY HIGHWAY LIGHTING SYSTEM / LS									
703033P	2022Q2	22129	MORRIS	STBGP-FLEX-0046 (351)	1	\$5,000	\$0	\$16,067	\$25,000

HISTORICAL BID PRICE LISTING
BY REGION

REGION: N

PAY ITEM	CALENDAR QUARTER	CONTRACT NUMBER	COUNTY LOCATION	PROJECT DESCRIPTION	BID QUANTITY	AWARD PRICE	SECOND BIDDER	THIRD BIDDER	ESTIMATE

ITS CONDUIT, TYPE A / LF									
704002M	2022Q1	22101	PASSAIC	NHP-0080 (331)	872	\$65.00	\$90.00	\$90.00	\$39.00
	2022Q2	22129	MORRIS	STBGP-FLEX-0046 (351)	990	\$45.00	\$60.00	\$59.45	\$74.00

JUNCTION BOX ITS TYPE A / U									
704003M	2022Q1	22101	PASSAIC	NHP-0080 (331)	3	\$4,100	\$4,100	\$4,500	\$3,700
	2022Q2	22122	MORRIS	NHP-0015 (311)	2	\$4,500	\$12,000	\$1,400	\$5,500
		22129	MORRIS	STBGP-FLEX-0046 (351)	4	\$7,000	\$6,000	\$4,927	\$5,100

JUNCTION BOX ITS TYPE C / U									
704009M	2022Q1	22101	PASSAIC	NHP-0080 (331)	5	\$2,200	\$1,900	\$3,000	\$2,000
	2022Q2	22129	MORRIS	STBGP-FLEX-0046 (351)	1	\$4,100	\$6,000	\$3,213	\$2,500

METER CABINET ITS / U									
704011M	2022Q1	22101	PASSAIC	NHP-0080 (331)	1	\$5,500	\$6,500	\$7,475	\$3,800
	2022Q2	22129	MORRIS	STBGP-FLEX-0046 (351)	1	\$3,850	\$4,000	\$6,320	\$4,700

FOUNDATION, ITS / U									
704014M	2022Q1	22101	PASSAIC	NHP-0080 (331)	1	\$1,500	\$1,300	\$3,000	\$1,500
	2022Q2	22129	MORRIS	STBGP-FLEX-0046 (351)	1	\$2,100	\$3,500	\$2,249	\$2,400

FOUNDATION ITS TYPE D / U									
704024M	2022Q2	22129	MORRIS	STBGP-FLEX-0046 (351)	1	\$2,500	\$3,500	\$3,117	\$4,000

CONTROL CENTER SYSTEM, LOCATION NO. ____ / LS									
704033P	2022Q2	22129	MORRIS	STBGP-FLEX-0046 (351)	1	\$14,500	\$14,000	\$13,796	\$20,000

HISTORICAL BID PRICE LISTING
 BY REGION

REGION: N

PAY ITEM	CALENDAR QUARTER	CONTRACT NUMBER	COUNTY LOCATION	PROJECT DESCRIPTION	BID QUANTITY	AWARD PRICE	SECOND BIDDER	THIRD BIDDER	ESTIMATE

FOUNDATION CSS / U									
704035M	2022Q2	22129	MORRIS	STBGP-FLEX-0046 (351)	1	\$12,750	\$10,000	\$9,854	\$22,000

CAMERA STANDARD TYPE B / U									
704051M	2022Q2	22129	MORRIS	STBGP-FLEX-0046 (351)	1	\$50,000	\$48,000	\$58,911	\$35,000

CAMERA / U									
704060M	2022Q2	22129	MORRIS	STBGP-FLEX-0046 (351)	1	\$10,000	\$9,500	\$11,289	\$9,200

CONTROLLER, CAMERA / U									
704063M	2022Q2	22129	MORRIS	STBGP-FLEX-0046 (351)	1	\$50,000	\$50,000	\$49,935	\$35,000

REINSTALL FIBER OPTIC CABLE / LF									
704067P	2022Q1	22101	PASSAIC	NHP-0080 (331)	1,308	\$10.00	\$29.00	\$33.35	\$5.00

FIBER OPTIC CABLE TYPE F / LF									
704081P	2022Q1	22101	PASSAIC	NHP-0080 (331)	1,104	\$5.00	\$19.00	\$21.85	\$16.00

HISTORICAL BID PRICE LISTING
 BY REGION

REGION: N

PAY ITEM	CALENDAR QUARTER	CONTRACT NUMBER	COUNTY LOCATION	PROJECT DESCRIPTION	BID QUANTITY	AWARD PRICE	SECOND BIDDER	THIRD BIDDER	ESTIMATE
WIM ROADWAY DEVICES 1 LANES / U									
704189M	2021Q3	21133	BERGEN	NHP 0208(301)	4	\$26,040	\$36,340	\$41,000	\$31,000
	2022Q1	21139	MORRIS	NHP-0015(310)	2	\$42,311			\$32,845

HISTORICAL BID PRICE LISTING
 BY REGION

REGION: N

PAY ITEM -----	CALENDAR CONTRACT QUARTER NUMBER -----	COUNTY LOCATION -----	PROJECT DESCRIPTION -----	BID QUANTITY -----	AWARD PRICE -----	SECOND BIDDER -----	THIRD BIDDER -----	ESTIMATE -----
TVS ROADWAY LOOPS ___ LANES / U								
704203M	2021Q3 21129	MORRIS	NHP-0080 (330)	3	\$7,875	\$9,540	\$10,000	\$7,000

HISTORICAL BID PRICE LISTING
 BY REGION

REGION: N

PAY ITEM -----	CALENDAR QUARTER -----	CONTRACT NUMBER -----	COUNTY LOCATION -----	PROJECT DESCRIPTION -----	BID QUANTITY -----	AWARD PRICE -----	SECOND BIDDER -----	THIRD BIDDER -----	ESTIMATE -----
ELECTRICAL WORK / LS									
750050P	2022Q1	22461	HUDSON	N/A	1	\$400,000	\$281,000	\$295,500	\$339,552

HISTORICAL BID PRICE LISTING
 BY REGION

REGION: N

PAY ITEM -----	CALENDAR QUARTER -----	CONTRACT NUMBER -----	COUNTY LOCATION -----	PROJECT DESCRIPTION -----	BID QUANTITY -----	AWARD PRICE -----	SECOND BIDDER -----	THIRD BIDDER -----	ESTIMATE -----
TOWER ELEVATORS / L S									
755003P	2022Q1	22461	HUDSON	N/A	2	\$600,000	\$925,000	\$643,200	\$1,068,000

HISTORICAL BID PRICE LISTING
 BY REGION

REGION: N

PAY ITEM	CALENDAR QUARTER	CONTRACT NUMBER	COUNTY LOCATION	PROJECT DESCRIPTION	BID QUANTITY	AWARD PRICE	SECOND BIDDER	THIRD BIDDER	ESTIMATE

SELECTIVE THINNING / SY									
801006M	2021Q4	21135	SUSSEX	NHP-0023 (327)	4,310	\$10.00	\$6.00	\$11.00	\$7.00
	2022Q2	22117	PASSAIC	NHP-0020 (301)	1,574	\$17.00	\$12.50	\$33.00	\$20.00

SELECTIVE CLEARING / SY									
801012M	2022Q2	22117	PASSAIC	NHP-0020 (301)	3,570	\$22.00	\$15.50	\$27.00	\$40.00

HISTORICAL BID PRICE LISTING
 BY REGION

REGION: N

PAY ITEM	CALENDAR QUARTER	CONTRACT NUMBER	COUNTY LOCATION	PROJECT DESCRIPTION	BID QUANTITY	AWARD PRICE	SECOND BIDDER	THIRD BIDDER	ESTIMATE

TRIMMING EXISTING TREE, OVER 6" TO 12" D / U									
802003M	2021Q4	21138	UNION	NHP-0027 (302)	10	\$330.00	\$550.00	\$300.00	\$125.00
		21135	SUSSEX	NHP-0023 (327)	25	\$300.00	\$425.00	\$330.00	\$500.00
	2022Q1	22424	MORRIS	STATE	25	\$25.00	\$120.00		\$100.00

TRIMMING EXISTING TREE, OVER 12" TO 18" / U									
802006M	2021Q4	21138	UNION	NHP-0027 (302)	5	\$620.00	\$650.00	\$300.00	\$175.00
	2022Q1	22424	MORRIS	STATE	3	\$25.00	\$120.00		\$150.00

TRIMMING EXISTING TREE, OVER 18" TO 24" / U									
802009M	2021Q4	21138	UNION	NHP-0027 (302)	3	\$770.00	\$750.00	\$500.00	\$275.00
	2022Q1	22424	MORRIS	STATE	3	\$25.00	\$120.00		\$150.00

TRIMMING EXISTING TREE, OVER 24" TO 30" / U									
802012M	2022Q1	22424	MORRIS	STATE	3	\$25.00	\$120.00		\$150.00

TRIMMING EXISTING TREE, OVER 30" TO 36" / U									
802015M	2022Q1	22424	MORRIS	STATE	3	\$25.00	\$120.00		\$150.00

TRIMMING EXISTING TREE, OVER 36" DIAMETE / U									
802018M	2022Q1	22424	MORRIS	STATE	3	\$25.00	\$120.00		\$170.00

TREE REMOVAL, OVER 6" TO 12" DIAMETER / U									
802021M	2021Q4	21135	SUSSEX	NHP-0023 (327)	25	\$625.00	\$660.00	\$685.00	\$1,000

HISTORICAL BID PRICE LISTING
BY REGION

REGION: N

PAY ITEM	CALENDAR QUARTER	CONTRACT NUMBER	COUNTY LOCATION	PROJECT DESCRIPTION	BID QUANTITY	AWARD PRICE	SECOND BIDDER	THIRD BIDDER	ESTIMATE

TREE REMOVAL, OVER 6" TO 12" DIAMETER / U									
802021M	2022Q1	22424	MORRIS	STATE	25	\$50.00	\$300.00		\$100.00
	2022Q2	22117	PASSAIC	NHP-0020 (301)	4	\$1,000	\$850	\$1,100	\$825.00

TREE REMOVAL, OVER 12" TO 18" DIAMETER / U									
802024M	2021Q4	21138	UNION	NHP-0027 (302)	4	\$990	\$1,450	\$1,500	\$1,050
	2022Q1	22424	MORRIS	STATE	3	\$50.00	\$300.00		\$250.00
	2022Q2	22117	PASSAIC	NHP-0020 (301)	1	\$1,500	\$1,500	\$1,600	\$1,325

TREE REMOVAL, OVER 18" TO 24" DIAMETER / U									
802027M	2021Q3	21129	MORRIS	NHP-0080 (330)	5	\$1,654	\$1,560	\$1,575	\$1,820
	2021Q4	21138	UNION	NHP-0027 (302)	2	\$1,650	\$1,900	\$2,500	\$1,350
	2022Q1	22424	MORRIS	STATE	3	\$250.00	\$300.00		\$250.00
		21139	MORRIS	NHP-0015 (310)	10	\$4,259			\$850.00

TREE REMOVAL, OVER 24" TO 30" DIAMETER / U									
802030M	2022Q1	22424	MORRIS	STATE	3	\$750.00	\$300.00		\$250.00

TREE REMOVAL, OVER 30" TO 36" DIAMETER / U									
802033M	2022Q1	22424	MORRIS	STATE	3	\$1,250	\$300		\$550.00

TREE REMOVAL, OVER 36" DIAMETER / U									
802036M	2021Q4	21138	UNION	NHP-0027 (302)	1	\$3,190	\$3,400	\$4,500	\$3,500
	2022Q1	22424	MORRIS	STATE	3	\$1,500	\$300		\$1,000

HISTORICAL BID PRICE LISTING
 BY REGION

REGION: N

PAY ITEM -----	CALENDAR CONTRACT QUARTER NUMBER -----	COUNTY LOCATION -----	PROJECT DESCRIPTION -----	BID QUANTITY -----	AWARD PRICE -----	SECOND BIDDER -----	THIRD BIDDER -----	ESTIMATE -----
TREE REMOVAL, OVER 36" DIAMETER / U								
802036M	2022Q2 22117	PASSAIC	NHP-0020 (301)	3	\$4,500	\$5,000	\$6,000	\$4,250

HISTORICAL BID PRICE LISTING
BY REGION

REGION: N

PAY ITEM	CALENDAR QUARTER	CONTRACT NUMBER	COUNTY LOCATION	PROJECT DESCRIPTION	BID QUANTITY	AWARD PRICE	SECOND BIDDER	THIRD BIDDER	ESTIMATE
TOPSOIL SPREADING ___" THICK / SY									
804000P	2021Q3	21133	BERGEN	NHP 0208 (301)	6	\$50.00	\$30.00	\$10.00	\$10.00
	2021Q4	21135	SUSSEX	NHP-0023 (327)	523	\$8.50	\$7.00	\$4.80	\$3.00
		21138	UNION	NHP-0027 (302)	3,603	\$3.60	\$26.00	\$5.65	\$4.00
	2022Q1	21139	MORRIS	NHP-0015 (310)	40	\$30.00			\$16.00
		21140	MORRIS	100% State	658	\$16.00	\$5.00	\$5.00	\$4.00
		22402	UNION	STATE	693	\$3.00	\$0.10	\$7.00	\$7.00
		22101	PASSAIC	NHP-0080 (331)	2,315	\$4.00	\$4.00	\$3.50	\$4.00
		22401	PASSAIC	STATE	3,358	\$0.50	\$2.00	\$4.00	\$4.00
		22401	PASSAIC	STATE	5,000	\$0.10	\$0.01	\$3.60	\$5.00
		22402	UNION	STATE	5,000	\$0.01	\$0.10	\$5.00	\$5.00
	2022Q2	22129	MORRIS	STBGP-FLEX-0046 (351)	996	\$3.50	\$5.00	\$5.36	\$6.00
		22122	MORRIS	NHP-0015 (311)	2,538	\$7.00	\$3.00	\$3.00	\$6.00
		22117	PASSAIC	NHP-0020 (301)	2,836	\$4.00	\$6.75	\$3.00	\$3.00
		22123	BERGEN	STBGP-0208 (302)	3,794	\$9.00	\$3.00	\$4.50	\$6.00
		22117	PASSAIC	NHP-0020 (301)	11,603	\$6.00	\$5.00	\$3.00	\$3.00

SUBSOIL / CY									
804001P	2022Q2	22122	MORRIS	NHP-0015 (311)	511	\$55.00	\$85.00	\$95.00	\$60.00
		22117	PASSAIC	NHP-0020 (301)	1,397	\$72.00	\$105.00	\$55.00	\$50.00

TOPSOILING, 4" THICK / SY									
804006P	2021Q4	21137	MORRIS	STBGP-FLEX-0046 (346)	621	\$7.25	\$5.50	\$18.00	\$5.00
		21135	SUSSEX	NHP-0023 (327)	13,210	\$6.50	\$4.00	\$3.85	\$2.00

PLANT PIT SOIL / CY									
804014P	2022Q1	22101	PASSAIC	NHP-0080 (331)	8	\$50.00	\$65.00	\$125.00	\$70.00
	2022Q2	22122	MORRIS	NHP-0015 (311)	21	\$100.00	\$70.00	\$77.00	\$70.00
		22117	PASSAIC	NHP-0020 (301)	140	\$150.00	\$72.00	\$63.00	\$70.00

HISTORICAL BID PRICE LISTING
 BY REGION

REGION: N

PAY ITEM	CALENDAR QUARTER	CONTRACT NUMBER	COUNTY LOCATION	PROJECT DESCRIPTION	BID QUANTITY	AWARD PRICE	SECOND BIDDER	THIRD BIDDER	ESTIMATE

BORROW TOPSOIL / CY									
804015P	2021Q3	21133	BERGEN	NHP 0208 (301)	15	\$75.00	\$64.75	\$25.00	\$40.00
	2021Q4	21138	UNION	NHP-0027 (302)	400	\$61.00	\$58.00	\$48.00	\$65.00
	2022Q1	22402	UNION	STATE	100	\$25.00	\$5.00	\$38.00	\$50.00
		22401	PASSAIC	STATE	117	\$10.00	\$25.00	\$45.00	\$50.00
		22101	PASSAIC	NHP-0080 (331)	259	\$35.00	\$55.00	\$48.00	\$35.00
		22401	PASSAIC	STATE	1,250	\$1.00	\$0.01	\$45.00	\$4.00
		22402	UNION	STATE	1,250	\$0.01	\$0.20	\$10.50	\$4.00
	2022Q2	22117	PASSAIC	NHP-0020 (301)	315	\$72.00	\$65.00	\$115.00	\$12.00
		22123	BERGEN	STBGP-0208 (302)	374	\$72.00	\$65.00	\$60.00	\$50.00

SOIL AMENDMENT / CY									
804031P	2021Q4	21135	SUSSEX	NHP-0023 (327)	414	\$30.00	\$85.00	\$30.00	\$40.00

HISTORICAL BID PRICE LISTING
BY REGION

REGION: N

PAY ITEM	CALENDAR QUARTER	CONTRACT NUMBER	COUNTY LOCATION	PROJECT DESCRIPTION	BID QUANTITY	AWARD PRICE	SECOND BIDDER	THIRD BIDDER	ESTIMATE

TURF REPAIR STRIP / LF									
805003M	2021Q3	21129	MORRIS	NHP-0080 (330)	1,310	\$5.00	\$14.00	\$6.10	\$5.00
		21133	BERGEN	NHP 0208 (301)	2,500	\$2.50	\$11.50	\$9.50	\$4.50
		21108	MORRIS	NHP-0206 (331)	2,900	\$11.73			\$5.00
	2021Q4	21138	UNION	NHP-0027 (302)	10,000	\$0.50	\$6.25	\$5.00	\$4.00
	2022Q1	21139	MORRIS	NHP-0015 (310)	928	\$31.35			\$4.00
		22401	PASSAIC	STATE	2,000	\$1.00	\$3.50	\$2.25	\$6.00
		22402	UNION	STATE	2,000	\$2.00	\$0.10	\$4.00	\$3.00
		22401	PASSAIC	STATE	5,000	\$0.20	\$0.01	\$2.20	\$2.00
		22402	UNION	STATE	5,000	\$0.01	\$0.10	\$3.45	\$2.00
	2022Q2	22128	ESSEX	NHP-D00S (591)	190	\$30.00	\$36.50		\$15.00
		22117	PASSAIC	NHP-0020 (301)	825	\$10.00	\$7.60	\$8.00	\$5.00

STABILIZED TURF / SY									
805005M	2021Q3	21133	BERGEN	NHP 0208 (301)	8	\$50.00	\$177.00	\$15.00	\$15.00
	2022Q2	22117	PASSAIC	NHP-0020 (301)	309	\$50.00	\$18.70	\$40.00	\$25.00

REGRADE BERM / SY									
805010M	2022Q2	22115	ESSEX	NHP-0021 (353)	404	\$17.35	\$8.21	\$16.80	\$25.00
		22128	ESSEX	NHP-D00S (591)	1,173	\$35.00	\$35.00		\$8.00

HISTORICAL BID PRICE LISTING
BY REGION

REGION: N

PAY ITEM	CALENDAR QUARTER	CONTRACT NUMBER	COUNTY LOCATION	PROJECT DESCRIPTION	BID QUANTITY	AWARD PRICE	SECOND BIDDER	THIRD BIDDER	ESTIMATE

FERTILIZING AND SEEDING, TYPE A / SY									
806003P	2022Q1	22401	PASSAIC	STATE	5,000	\$0.10	\$0.01	\$0.95	\$2.00
		22402	UNION	STATE	5,000	\$0.01	\$0.10	\$0.55	\$2.00
	2022Q2	22115	ESSEX	NHP-0021 (353)	128	\$11.60	\$52.13	\$5.00	\$10.00

FERTILIZING AND SEEDING, TYPE A-3 / SY									
806006P	2021Q3	21133	BERGEN	NHP 0208 (301)	8	\$5.00	\$18.00	\$15.00	\$7.50
	21138	UNION	NHP-0027 (302)	3,603	\$1.65	\$5.00	\$2.70	\$1.50	
	21135	SUSSEX	NHP-0023 (327)	13,210	\$1.50	\$1.80	\$1.65	\$1.00	
	2022Q1	21139	MORRIS	NHP-0015 (310)	40	\$3.60			\$3.00
			MORRIS	100% State	658	\$1.00	\$2.50	\$1.50	\$2.00
		22402	UNION	STATE	693	\$0.50	\$0.10	\$0.55	\$2.00
		22101	PASSAIC	NHP-0080 (331)	2,315	\$1.00	\$2.00	\$1.65	\$1.00
		22401	PASSAIC	STATE	3,358	\$0.50	\$0.75	\$1.00	\$1.75
	2022Q2	22123	BERGEN	STBGP-0208 (302)	3,897	\$2.50	\$1.65	\$2.25	\$2.00
		22122	MORRIS	NHP-0015 (311)	5,488	\$2.00	\$1.50	\$1.70	\$2.00
		22117	PASSAIC	NHP-0020 (301)	14,439	\$2.00	\$1.25	\$3.00	\$1.00

FERTILIZING AND SEEDING, TYPE A-4 / SY									
806009P	2022Q2	22129	MORRIS	STBGP-FLEX-0046 (351)	996	\$2.25	\$2.00	\$2.09	\$2.00

FERTILIZING AND SEEDING, TYPE F / SY									
806018P	2021Q4	21138	UNION	NHP-0027 (302)	720	\$1.65	\$21.00	\$2.80	\$2.00
		21135	SUSSEX	NHP-0023 (327)	1,750	\$1.50	\$2.00	\$1.65	\$1.00
	2022Q1	22101	PASSAIC	NHP-0080 (331)	463	\$2.00	\$2.00	\$2.75	\$1.00
	2022Q2	22129	MORRIS	STBGP-FLEX-0046 (351)	200	\$3.00	\$2.00	\$2.41	\$2.00

HISTORICAL BID PRICE LISTING
 BY REGION

REGION: N

PAY ITEM	CALENDAR QUARTER	CONTRACT NUMBER	COUNTY LOCATION	PROJECT DESCRIPTION	BID QUANTITY	AWARD PRICE	SECOND BIDDER	THIRD BIDDER	ESTIMATE

FERTILIZING AND SEEDING, TYPE F / SY									
806018P	(cont)	22123	BERGEN	STBGP-0208 (302)	354	\$2.00	\$3.85	\$3.10	\$2.00
		22117	PASSAIC	NHP-0020 (301)	1,444	\$5.00	\$1.80	\$1.50	\$2.00

FERTILIZING AND SEEDING, TYPE W / SY									
806024P	2022Q2	22117	PASSAIC	NHP-0020 (301)	2,160	\$4.00	\$4.40	\$1.50	\$2.00

FERTILIZING AND SEEDING, BASIN SLOPE / SY									
806028P	2021Q4	21135	SUSSEX	NHP-0023 (327)	665	\$2.50	\$2.50	\$2.75	\$2.00
	2022Q2	22117	PASSAIC	NHP-0020 (301)	410	\$5.00	\$5.20	\$3.00	\$2.00

FERTILIZING AND SEEDING, LOW MAINTENANCE / SY									
806033P	2021Q4	21135	SUSSEX	NHP-0023 (327)	3,238	\$1.50	\$2.50	\$1.65	\$2.00
	2022Q2	22117	PASSAIC	NHP-0020 (301)	2,460	\$3.00	\$1.40	\$1.50	\$2.00

HISTORICAL BID PRICE LISTING
 BY REGION

REGION: N

PAY ITEM	CALENDAR QUARTER	CONTRACT NUMBER	COUNTY LOCATION	PROJECT DESCRIPTION	BID QUANTITY	AWARD PRICE	SECOND BIDDER	THIRD BIDDER	ESTIMATE

TOPSOIL STABILIZATION, TYPE 1 MAT / SY									
807003M	2021Q4	21135	SUSSEX	NHP-0023 (327)	670	\$3.95	\$6.00	\$4.40	\$5.00
	2022Q1	21140	MORRIS	100% State	80	\$12.00	\$10.00	\$12.00	\$6.00
	2022Q2	22117	PASSAIC	NHP-0020 (301)	595	\$6.00	\$4.40	\$3.00	\$8.00

TOPSOIL STABILIZATION, TYPE 2 MAT / SY									
807006M	2022Q1	22101	PASSAIC	NHP-0080 (331)	655	\$5.00	\$4.00	\$4.00	\$5.00
	2022Q2	22123	BERGEN	STBGP-0208 (302)	107	\$9.00	\$16.50	\$7.00	\$7.00

HISTORICAL BID PRICE LISTING
BY REGION

REGION: N

PAY ITEM	CALENDAR QUARTER	CONTRACT NUMBER	COUNTY LOCATION	PROJECT DESCRIPTION	BID QUANTITY	AWARD PRICE	SECOND BIDDER	THIRD BIDDER	ESTIMATE

STRAW MULCHING / SY									
809003M	2021Q4	21138	UNION	NHP-0027 (302)	4,323	\$1.00	\$2.00	\$2.60	\$1.00
		21135	SUSSEX	NHP-0023 (327)	18,894	\$0.90	\$1.30	\$1.00	\$1.00
	2022Q1	21139	MORRIS	NHP-0015 (310)	40	\$3.60			\$6.00
		21140	MORRIS	100% State	658	\$1.00	\$2.50	\$1.50	\$1.00
	22402	UNION	STATE	693	\$0.50	\$0.10	\$0.55	\$2.00	
	22101	PASSAIC	NHP-0080 (331)	2,315	\$1.00	\$1.00	\$1.00	\$1.00	
	22401	PASSAIC	STATE	3,358	\$0.50	\$0.75	\$0.80	\$1.00	
	22401	PASSAIC	STATE	5,000	\$0.10	\$0.01	\$0.80	\$1.00	
	22402	UNION	STATE	5,000	\$0.01	\$0.10	\$0.55	\$1.00	
	2022Q2	22129	MORRIS	STBGP-FLEX-0046 (351)	996	\$1.00	\$3.00	\$2.14	\$1.00
		22122	MORRIS	NHP-0015 (311)	2,538	\$1.00	\$1.00	\$1.00	\$1.00
		22123	BERGEN	STBGP-0208 (302)	3,897	\$2.50	\$0.95	\$1.50	\$1.00
22117		PASSAIC	NHP-0020 (301)	19,469	\$1.50	\$0.90	\$1.00	\$1.00	

FIBER MULCHING / SY									
809006M	2021Q3	21133	BERGEN	NHP 0208 (301)	8	\$5.00	\$18.00	\$15.00	\$5.00
		22122	MORRIS	NHP-0015 (311)	2,950	\$3.00	\$1.00	\$1.40	\$2.00

SHREDDED HARDWOOD BARK MULCHING / SY									
809015M	2022Q1	22402	UNION	STATE	40	\$10.00	\$10.00	\$5.00	\$2.00

WOOD MULCHING / SY									
809018M	2021Q4	21135	SUSSEX	NHP-0023 (327)	167	\$5.50	\$11.00	\$6.00	\$4.00
		22101	PASSAIC	NHP-0080 (331)	16	\$10.00	\$5.00	\$11.00	\$4.00
	2022Q2	22117	PASSAIC	NHP-0020 (301)	472	\$20.00	\$5.40	\$9.00	\$7.00

WOOD MULCHING, 2" THICK / SY									
809021M	2021Q4	21135	SUSSEX	NHP-0023 (327)	880	\$3.75	\$5.00	\$4.33	\$4.00

HISTORICAL BID PRICE LISTING
 BY REGION

REGION: N

PAY ITEM	CALENDAR QUARTER	CONTRACT NUMBER	COUNTY LOCATION	PROJECT DESCRIPTION	BID QUANTITY	AWARD PRICE	SECOND BIDDER	THIRD BIDDER	ESTIMATE
WOOD MULCHING, 2" THICK / SY									
809021M	2022Q2	22117	PASSAIC	NHP-0020 (301)	2,930	\$15.00	\$3.85	\$9.00	\$7.00

HISTORICAL BID PRICE LISTING
 BY REGION

REGION: N

PAY ITEM -----	CALENDAR QUARTER -----	CONTRACT NUMBER -----	COUNTY LOCATION -----	PROJECT DESCRIPTION -----	BID QUANTITY -----	AWARD PRICE -----	SECOND BIDDER -----	THIRD BIDDER -----	ESTIMATE -----
MOWING / ACRE									
810003M	2021Q4	21138	UNION	NHP-0027 (302)	1	\$1,300	\$1,000	\$580	\$1,500
		21135	SUSSEX	NHP-0023 (327)	4	\$1,300	\$1,100	\$1,430	\$300.00
	2022Q2	22123	BERGEN	STBGP-0208 (302)	1	\$2,500	\$1,375	\$1,000	\$900.00
		22117	PASSAIC	NHP-0020 (301)	11	\$1,200	\$1,210	\$600	\$700.00

HISTORICAL BID PRICE LISTING
BY REGION

REGION: N

PAY ITEM	CALENDAR QUARTER	CONTRACT NUMBER	COUNTY LOCATION	PROJECT DESCRIPTION	BID QUANTITY	AWARD PRICE	SECOND BIDDER	THIRD BIDDER	ESTIMATE
LARGE DECIDUOUS TREE, 2-2 1/2" CALIPER, / U									
811006M	2021Q4	21135	SUSSEX	NHP-0023 (327)	13	\$595.00	\$765.00	\$650.00	\$500.00
LARGE DECID TREE 10-12' HIGH, MULTI STEM / U									
811016M	2022Q2	22122	MORRIS	NHP-0015 (311)	4	\$750.00	\$650.00	\$710.00	\$800.00
		22117	PASSAIC	NHP-0020 (301)	10	\$755.00	\$850.00	\$750.00	\$450.00
SMALL DECIDUOUS TREE, 2 1/2-3" CALIPER, / U									
811022M	2022Q1	22101	PASSAIC	NHP-0080 (331)	6	\$500.00	\$650.00	\$800.00	\$800.00
SMALL DECIDUOUS TREE, 2-2 1/2" CALIPER, / U									
811024M	2021Q4	21135	SUSSEX	NHP-0023 (327)	14	\$575.00	\$745.00	\$630.00	\$350.00
	2022Q1	22101	PASSAIC	NHP-0080 (331)	2	\$450.00	\$650.00	\$650.00	\$550.00
	2022Q2	22122	MORRIS	NHP-0015 (311)	9	\$600.00	\$550.00	\$600.00	\$595.00
SMALL DECIDUOUS TREE, 7-8' HIGH, B&B / U									
811031M	2021Q4	21135	SUSSEX	NHP-0023 (327)	48	\$550.00	\$580.00	\$605.00	\$150.00
EVERGREEN TREE, 8-9' HIGH, B&B / U									
811036M	2022Q1	22101	PASSAIC	NHP-0080 (331)	1	\$500	\$750	\$1,800	\$500.00
EVERGREEN TREE, 7-8' HIGH B&B / U									
811037M	2022Q2	22117	PASSAIC	NHP-0020 (301)	17	\$700.00	\$750.00	\$550.00	\$375.00
EVERGREEN TREE, 6-7' HIGH, B&B / U									
811039M	2022Q2	22117	PASSAIC	NHP-0020 (301)	10	\$645.00	\$590.00	\$559.00	\$350.00

HISTORICAL BID PRICE LISTING
 BY REGION

REGION: N

PAY ITEM	CALENDAR QUARTER	CONTRACT NUMBER	COUNTY LOCATION	PROJECT DESCRIPTION	BID QUANTITY	AWARD PRICE	SECOND BIDDER	THIRD BIDDER	ESTIMATE

EVERGREEN TREE, SEEDLING 18-24" HIGH, PO / U									
811051M	2021Q4	21135	SUSSEX	NHP-0023 (327)	31	\$36.00	\$72.00	\$40.00	\$35.00

DECIDUOUS SHRUB, 18-24" HIGH, #3 CONTAIN / U									
811063M	2022Q2	22117	PASSAIC	NHP-0020 (301)	1,100	\$110.00	\$55.00	\$65.00	\$65.00

DECIDUOUS SHRUB, 24-36" HIGH, CONTAINER / U									
811067M	2021Q4	21135	SUSSEX	NHP-0023 (327)	320	\$60.00	\$95.00	\$66.00	\$55.00
	2022Q2	22117	PASSAIC	NHP-0020 (301)	172	\$150.00	\$71.00	\$80.00	\$65.00
		22122	MORRIS	NHP-0015 (311)	190	\$70.00	\$90.00	\$98.00	\$40.00

EVERGREEN SHRUB, 30-36" HIGH, B&B / U									
811072M	2022Q2	22122	MORRIS	NHP-0015 (311)	20	\$90.00	\$100.00	\$124.00	\$75.00

EVERGREEN SHRUB, 18-24" HIGH, #3 CONTAIN / U									
811078M	2022Q2	22117	PASSAIC	NHP-0020 (301)	198	\$105.00	\$66.00	\$60.00	\$55.00

HISTORICAL BID PRICE LISTING
BY REGION

REGION: N

PAY ITEM	CALENDAR QUARTER	CONTRACT NUMBER	COUNTY LOCATION	PROJECT DESCRIPTION	BID QUANTITY	AWARD PRICE	SECOND BIDDER	THIRD BIDDER	ESTIMATE
GROUND COVER OR VINE, 2" PLUG / U									
811108M	2021Q4	21135	SUSSEX	NHP-0023 (327)	3,438	\$3.90	\$5.50	\$4.30	\$2.00
PLANT ESTABLISHMENT PERIOD / LS									
811138M	2021Q4	21135	SUSSEX	NHP-0023 (327)	1	\$7,500	\$20,000	\$8,250	\$10,000
	2022Q1	22101	PASSAIC	NHP-0080 (331)	1	\$1,000	\$3,500	\$5,500	\$6,000
	2022Q2	22117	PASSAIC	NHP-0020 (301)	1	\$55,000	\$25,000	\$45,000	\$77,000
		22122	MORRIS	NHP-0015 (311)	1	\$5,000	\$12,500	\$14,000	\$8,300
WATERING / MG									
811165M	2021Q4	21135	SUSSEX	NHP-0023 (327)	23	\$23.00	\$360.00	\$440.00	\$300.00
	2022Q1	22101	PASSAIC	NHP-0080 (331)	1	\$500.00	\$1.00	\$450.00	\$400.00
	2022Q2	22122	MORRIS	NHP-0015 (311)	6	\$1.00	\$300.00	\$328.00	\$500.00
		22117	PASSAIC	NHP-0020 (301)	44	\$715.00	\$275.00	\$800.00	\$1,000
RECONSTRUCT PLANTING BED / LS									
811175P	2022Q2	22117	PASSAIC	NHP-0020 (301)	1	\$60,000	\$18,000	\$17,000	\$250.00

HISTORICAL BID PRICE LISTING
 BY REGION

REGION: N

PAY ITEM	CALENDAR QUARTER	CONTRACT NUMBER	COUNTY LOCATION	PROJECT DESCRIPTION	BID QUANTITY	AWARD PRICE	SECOND BIDDER	THIRD BIDDER	ESTIMATE
MISCELLANEOUS CONCRETE / CY									
903006M	2021Q4	21135	SUSSEX	NHP-0023 (327)	4	\$500.00	\$500.00	\$550.00	\$3,000

HISTORICAL BID PRICE LISTING
 BY REGION

REGION: N

PAY ITEM	CALENDAR QUARTER	CONTRACT NUMBER	COUNTY LOCATION	PROJECT DESCRIPTION	BID QUANTITY	AWARD PRICE	SECOND BIDDER	THIRD BIDDER	ESTIMATE
FLOODLIGHTS FOR NIGHTTIME OPERATION / U									
MMB085M	2021Q4	20458	MORRIS	NHP-D00S(453)	8	\$50	\$100	\$1,000	\$500.00

FORCE ACCOUNT LABOR, EQUIPMENT & MATERIA / DOLL									
MMB091M	2022Q1	22424	MORRIS	STATE	100,000	\$1.00	\$1.00		\$1.00

CREW COORDINATOR / HOUR									
MMB092M	2021Q4	22434	BERGEN	N/A	40	\$125.00	\$125.00	\$125.00	\$125.00
		22412	UNION	N/A	100	\$125.00	\$125.00	\$125.00	\$125.00
		22415	BERGEN	N/A	200	\$125.00	\$125.00	\$125.00	\$125.00
		22431	BERGEN	100% State	200	\$125.00	\$125.00	\$125.00	\$125.00
		22418	MORRIS	N/A	250	\$125.00	\$125.00	\$125.00	\$125.00

HISTORICAL BID PRICE LISTING
BY REGION

REGION: N

PAY ITEM	CALENDAR QUARTER	CONTRACT NUMBER	COUNTY LOCATION	PROJECT DESCRIPTION	BID QUANTITY	AWARD PRICE	SECOND BIDDER	THIRD BIDDER	ESTIMATE
LANE CLOSURES / HOUR									
MMB172M	2021Q4	22418	MORRIS	N/A	1,500	\$135.00	\$135.00	\$195.00	\$75.00
		22434	BERGEN	N/A	6,500	\$0.01	\$0.01	\$725.00	\$65.00
		22412	UNION	N/A	8,000	\$0.01	\$0.01	\$1.00	\$50.00
		22431	BERGEN	100% State	8,400	\$0.01	\$0.01	\$1.00	\$65.00
		22415	BERGEN	N/A	30,000	\$0.01	\$0.01	\$1.00	\$50.00

SOLID WASTE DISPOSAL / DOLL									
MMB173M	2021Q4	22418	MORRIS	N/A	1,000	\$1.00	\$1.00	\$1.00	\$1.00
		22412	UNION	N/A	7,500	\$1.00	\$1.00	\$1.00	\$1.00
		22431	BERGEN	100% State	10,000	\$1.00	\$1.00	\$1.00	\$1.00
		22415	BERGEN	N/A	20,000	\$1.00	\$1.00	\$1.00	\$1.00
		22434	BERGEN	N/A	200,000	\$1.00	\$1.00	\$1.00	\$1.00

DIVING CREW / HOUR									
MMB185M	2021Q4	22434	BERGEN	N/A	1,200	\$318	\$405	\$1,070	\$480.00

LABOR CREW / HOUR									
MMB186M	2021Q4	22418	MORRIS	N/A	325	\$320.00	\$320.00	\$325.00	\$350.00
		22418	MORRIS	N/A	700	\$520.00	\$534.00	\$545.00	\$575.00
		22418	MORRIS	N/A	700	\$430.00	\$450.00	\$408.00	\$510.00
		22418	MORRIS	N/A	700	\$215.00	\$225.00	\$255.00	\$325.00
		22418	MORRIS	N/A	700	\$515.00	\$550.00	\$520.00	\$675.00
		22418	MORRIS	N/A	700	\$600.00	\$600.00	\$520.00	\$625.00
		22418	MORRIS	N/A	700	\$550.00	\$513.00	\$540.00	\$540.00
		22412	UNION	N/A	6,000	\$340.00	\$354.00	\$297.00	\$315.00
		22434	BERGEN	N/A	6,500	\$569	\$568	\$1,275	\$690.00
		22431	BERGEN	100% State	8,400	\$545.00	\$595.00	\$630.00	\$670.00
		22431	BERGEN	100% State	8,400	\$526.00	\$572.00	\$666.00	\$695.00
		22412	UNION	N/A	8,500	\$408.00	\$443.00	\$616.00	\$500.00
		22415	BERGEN	N/A	33,000	\$531.34	\$599.00	\$718.00	\$590.00

RAILROAD SERVICES / DOLL									
MMB188M	2021Q4	20458	MORRIS	NHP-D00S (453)	50,000	\$1.00	\$1.00	\$1.00	\$1.00

HISTORICAL BID PRICE LISTING
 BY REGION

REGION: N

PAY ITEM	CALENDAR QUARTER	CONTRACT NUMBER	COUNTY LOCATION	PROJECT DESCRIPTION	BID QUANTITY	AWARD PRICE	SECOND BIDDER	THIRD BIDDER	ESTIMATE

RESET SIGNS / U									
MMD036M	2022Q1	22401	PASSAIC	STATE	26	\$138.00	\$1.00	\$110.00	\$140.00
		22402	UNION	STATE	54	\$50.00	\$165.00	\$200.00	\$300.00

RETROFIT COVER PLATE FOR INLET CURB PIEC / U									
MMD042M	2022Q1	22402	UNION	STATE	5	\$450.00	\$275.00	\$300.00	\$125.00
		22401	PASSAIC	STATE	39	\$300.00	\$345.00	\$160.00	\$270.00

GPS Fleet Tracking System / U									
MMD055M	2021Q3	21458	MORRIS	N/A	5	\$359	\$0	\$1,000	\$300.00

HISTORICAL BID PRICE LISTING
 BY REGION

REGION: N

PAY ITEM	CALENDAR QUARTER	CONTRACT NUMBER	COUNTY LOCATION	PROJECT DESCRIPTION	BID QUANTITY	AWARD PRICE	SECOND BIDDER	THIRD BIDDER	ESTIMATE
CONDUIT CLEARING / LF									
MME002M	2022Q1	22429	MORRIS	100% STATE	95	\$10.00	\$132.00		\$1.00
FOUNDATION REMOVAL, ELECTRICAL / U									
MME008M	2022Q1	22427	BERGEN	100% STATE	200	\$350.00	\$700.00	\$600.00	\$400.00
TRANSITE JUNCTION BOX REMOVAL / U									
MME009M	2022Q1	22427	BERGEN	100% STATE	60	\$400	\$1,223	\$800	\$500.00
TROUBLESHOOTING / MH									
MME010M	2022Q1	22429	MORRIS	100% STATE	125	\$240.00	\$811.00		\$185.00
BASE DOOR, TYPE T/C / U									
MME011M	2022Q1	22429	MORRIS	100% STATE	10	\$90.00	\$214.00		\$100.00
BASE DOOR, TYPE K / U									
MME012M	2022Q1	22429	MORRIS	100% STATE	5	\$95.00	\$222.00		\$95.00
BASE DOOR, TYPE P / U									
MME013M	2022Q1	22429	MORRIS	100% STATE	2	\$85.00	\$205.00		\$90.00
PEDESTRIAN LED INSTALLATION / U									
MME015M	2022Q1	22429	MORRIS	100% STATE	2	\$335.00	\$454.00		\$275.00
HIGHWAY LIGHTING BALLAST INSTALLATION / U									
MME017M	2022Q1	22429	MORRIS	100% STATE	10	\$450.00	\$483.00		\$450.00

HISTORICAL BID PRICE LISTING
BY REGION

REGION: N

PAY ITEM	CALENDAR QUARTER	CONTRACT NUMBER	COUNTY LOCATION	PROJECT DESCRIPTION	BID QUANTITY	AWARD PRICE	SECOND BIDDER	THIRD BIDDER	ESTIMATE
HIGHWAY LIGHTING RELAMPING / U									
MME024M	2022Q1	22429	MORRIS	100% STATE	75	\$150.00	\$268.00		\$175.00

BASE DOOR, TYPE L / U									
MME026M	2022Q1	22429	MORRIS	100% STATE	5	\$60.00	\$205.00		\$75.00

PEC REPLACEMENT / U									
MME027M	2022Q1	22429	MORRIS	100% STATE	2	\$65.00	\$332.00		\$75.00

SIGN LUMINAIRE INSTALLATION / U									
MME055M	2022Q1	22429	MORRIS	100% STATE	210	\$2,150	\$2,107		\$2,000

LED TYPE R-ARROW-R / U									
MME068M	2022Q1	22429	MORRIS	100% STATE	35	\$75.00	\$298.00		\$100.00

LED TYPE A-ARROW-R / U									
MME069M	2022Q1	22429	MORRIS	100% STATE	50	\$75.00	\$298.00		\$75.00

LED TYPE G-ARROW-R / U									
MME070M	2022Q1	22429	MORRIS	100% STATE	50	\$75.00	\$298.00		\$75.00

LED TYPE A/G-ARROW-R / U									
MME071M	2022Q1	22429	MORRIS	100% STATE	50	\$118.00	\$375.00		\$75.00

TRAFFIC DIRECTORS / MH									
MME084M	2022Q1	22427	BERGEN	100% STATE	200	\$85.00	\$169.00	\$170.00	\$85.00

HISTORICAL BID PRICE LISTING
 BY REGION

REGION: N

PAY ITEM	CALENDAR QUARTER	CONTRACT NUMBER	COUNTY LOCATION	PROJECT DESCRIPTION	BID QUANTITY	AWARD PRICE	SECOND BIDDER	THIRD BIDDER	ESTIMATE
VISOR REPLACEMENT / U									
MME085M	2022Q1	22429	MORRIS	100% STATE	3	\$55.00	\$150.00		\$60.00
ROADWAY JUNCTION BOX / U									
MME090M	2022Q1	22427	BERGEN	100% STATE	1	\$500	\$7,175	\$2,000	\$1,200
LED TYPE 12 RAG / U									
MME091M	2022Q1	22429	MORRIS	100% STATE	150	\$250.00	\$711.00		\$300.00
LED TYPE 8 RAG / U									
MME092M	2022Q1	22429	MORRIS	100% STATE	150	\$240.00	\$693.00		\$275.00
LIGHTING ASSEMBLIES, TYPE L-R-X / U									
MME093M	2022Q1	22429	MORRIS	100% STATE	2	\$460	\$1,303		\$450.00
LIGHTING ASSEMBLIES, TYPE L-R-CF / U									
MME094M	2022Q1	22429	MORRIS	100% STATE	2	\$460	\$1,303		\$450.00
LIGHTING ASSEMBLIES, TYPE L-R-V-X / U									
MME095M	2022Q1	22429	MORRIS	100% STATE	2	\$925	\$2,330		\$1,000
LIGHTING ASSEMBLIES, TYPE L-R-MG / U									
MME096M	2022Q1	22429	MORRIS	100% STATE	2	\$1,085	\$2,150		\$750.00
LIGHTING ASSEMBLIES, TYPE L-R-U-W / U									
MME097M	2022Q1	22429	MORRIS	100% STATE	2	\$2,000	\$3,316		\$1,850

HISTORICAL BID PRICE LISTING
 BY REGION

REGION: N

PAY ITEM	CALENDAR QUARTER	CONTRACT NUMBER	COUNTY LOCATION	PROJECT DESCRIPTION	BID QUANTITY	AWARD PRICE	SECOND BIDDER	THIRD BIDDER	ESTIMATE
-----	-----	-----	-----	-----	-----	-----	-----	-----	-----
LIGHTING ASSEMBLIES, TYPE	L-R-U-P	/ U							
MME098M	2022Q1	22429	MORRIS	100% STATE	2	\$2,000	\$2,278		\$1,500

HISTORICAL BID PRICE LISTING
BY REGION

REGION: N

PAY ITEM	CALENDAR QUARTER	CONTRACT NUMBER	COUNTY LOCATION	PROJECT DESCRIPTION	BID QUANTITY	AWARD PRICE	SECOND BIDDER	THIRD BIDDER	ESTIMATE
TOWER RELAMPING / U									
MME100M	2022Q1	22429	MORRIS	100% STATE	2	\$1,660	\$9,346		\$1,750
TOWER LUMINAIRE INSTALLATION / U									
MME101M	2022Q1	22429	MORRIS	100% STATE	16	\$2,500	\$2,287		\$650.00
LIGHTING ASSEMBLIES INSTALLATION / U									
MME102M	2022Q1	22429	MORRIS	100% STATE	40	\$365.00	\$656.00		\$375.00
LIGHTING ASSEMBLIES, TYPE L-R-40-Y / U									
MME103M	2022Q1	22429	MORRIS	100% STATE	2	\$445	\$1,268		\$600.00
FUSE KITS / U									
MME108M	2022Q1	22429	MORRIS	100% STATE	75	\$50.00	\$336.00		\$75.00
FOUNDATION, TYPE PBI / U									
MME122M	2022Q1	22427	BERGEN	100% STATE	10	\$250.00	\$797.00	\$800.00	\$400.00
ADA Push Button Installation / U									
MME139M	2022Q1	22429	MORRIS	100% STATE	15	\$165.00	\$454.00		\$225.00
RADAR DETECTION SYSTEM, 1 RADAR / U									
MME143M	2022Q1	22401	PASSAIC	STATE	1	\$10,770	\$10,275	\$12,000	\$15,000
		22402	UNION	STATE	3	\$13,440	\$12,100	\$12,046	\$15,000
RADAR DETECTION SYSTEM, 2 RADAR / U									
MME144M	2022Q1	22401	PASSAIC	STATE	4	\$21,805	\$20,811	\$21,000	\$25,000

HISTORICAL BID PRICE LISTING
 BY REGION

REGION: N

PAY ITEM	CALENDAR QUARTER	CONTRACT NUMBER	COUNTY LOCATION	PROJECT DESCRIPTION	BID QUANTITY	AWARD PRICE	SECOND BIDDER	THIRD BIDDER	ESTIMATE
		22402	UNION	STATE	7	\$23,415	\$21,945	\$22,449	\$25,000
RADAR DETECTION SYSTEM, 3 RADAR / U									
MME145M	2022Q1	22402	UNION	STATE	3	\$34,075	\$30,800	\$33,563	\$30,000

RADAR DETECTION SYSTEM, 4 RADAR / U									
MME146M	2022Q1	22402	UNION	STATE	1	\$44,940	\$43,890	\$44,897	\$40,000

POLE BRIDGE REPLACEMENT / EACH									
MME149M	2022Q1	22429	MORRIS	100% STATE	40	\$3,000	\$1,838		\$2,000

HISTORICAL BID PRICE LISTING
BY REGION

REGION: N

PAY ITEM	CALENDAR QUARTER	CONTRACT NUMBER	COUNTY LOCATION	PROJECT DESCRIPTION	BID QUANTITY	AWARD PRICE	SECOND BIDDER	THIRD BIDDER	ESTIMATE

TRAFFIC CONTROL TRUCK WITH MOUNTED CRASH / DAY									
MMG008M	2022Q1	22401	PASSAIC	STATE	500	\$1.00	\$1.00	\$120.00	\$200.00
		22402	UNION	STATE	500	\$1.00	\$1.00	\$1.00	\$200.00

E-Z PASS / DOLL									
MMG009M	2021Q4	20458	MORRIS	NHP-D00S(453)	5,580	\$1.00	\$1.00	\$1.00	\$1.00

TELEPHONE SERVICE / DOLL									
MMG010M	2021Q4	22418	MORRIS	N/A	1,000	\$1.00	\$1.00	\$1.00	\$1.00
		22412	UNION	N/A	1,500	\$1.00	\$1.00	\$1.00	\$1.00
		22415	BERGEN	N/A	1,500	\$1.00	\$1.00	\$1.00	\$1.00
		22431	BERGEN	100% State	1,500	\$1.00	\$1.00	\$1.00	\$1.00
		22434	BERGEN	N/A	1,500	\$1.00	\$1.00	\$1.00	\$1.00

FIELD OFFICE EQUIPMENT / DOLL									
MMG018M	2022Q1	22424	MORRIS	STATE	500	\$1.00	\$1.00		\$1.00

OVERTIME DIFFERENTIAL (OD) / DOLL									
MMG025M	2021Q4	22418	MORRIS	N/A	20,000	\$1.00	\$1.00	\$1.00	\$1.00
		22431	BERGEN	100% State	30,000	\$1.00	\$1.00	\$1.00	\$1.00
		22434	BERGEN	N/A	100,000	\$1.00	\$1.00	\$1.00	\$1.00
		22415	BERGEN	N/A	300,000	\$1.00	\$1.00	\$1.00	\$1.00
		22412	UNION	N/A	500,000	\$1.00	\$1.00	\$1.00	\$1.00

DISPOSAL OF REGULATED MATERIAL / DOLL									
MMG027M	2021Q4	22431	BERGEN	100% State	50,000	\$1.00	\$1.00	\$1.00	\$1.00

RIPRAP STONE SLOPE PROTECTION / T									
MMG036M	2022Q1	22401	PASSAIC	STATE	50	\$1.00	\$10.00	\$60.00	\$55.00

HISTORICAL BID PRICE LISTING
BY REGION

REGION: N

PAY ITEM	CALENDAR QUARTER	CONTRACT NUMBER	COUNTY LOCATION	PROJECT DESCRIPTION	BID QUANTITY	AWARD PRICE	SECOND BIDDER	THIRD BIDDER	ESTIMATE
RIPRAP STONE SLOPE PROTECTION / T									
MMG036M	(cont)	22402	UNION	STATE	50	\$1.00	\$1.00	\$25.00	\$55.00

WORKER, TYPE "A" / HOUR									
MMG054M	2021Q4	22418	MORRIS	N/A	350	\$88.00	\$78.50	\$80.78	\$90.00
		22431	BERGEN	100% State	1,000	\$80.78	\$89.00	\$93.00	\$85.00
		22434	BERGEN	N/A	2,000	\$50.36	\$89.00	\$130.00	\$90.00
		22412	UNION	N/A	2,500	\$80.00	\$89.00	\$106.00	\$85.00
		22415	BERGEN	N/A	3,000	\$87.50	\$74.00	\$106.00	\$80.00

SCOOP TUNNEL VISOR / U									
MMG055M	2022Q1	22429	MORRIS	100% STATE	10	\$75.00	\$129.00		\$75.00

CRANE / MH									
MMG056M	2022Q1	22429	MORRIS	100% STATE	40	\$500.00	\$405.00		\$450.00

WORKER, TYPE "B" / HOUR									
MMG057M	2021Q4	22418	MORRIS	N/A	350	\$140.00	\$106.00	\$130.00	\$150.00
		22431	BERGEN	100% State	1,000	\$189.00	\$325.00	\$115.00	\$100.00
		22415	BERGEN	N/A	2,000	\$325.00	\$170.00	\$120.90	\$160.00
		22434	BERGEN	N/A	2,000	\$189.42	\$197.00	\$115.00	\$105.00
		22412	UNION	N/A	2,500	\$170.00	\$105.00	\$121.00	\$160.00

DISPOSAL OF REGULATED MATERIAL HAZARDOUS / DOLL									
MMG064M	2021Q4	22431	BERGEN	100% State	25,000	\$1.00	\$1.00	\$1.00	\$1.00
		22412	UNION	N/A	30,000	\$1.00	\$1.00	\$1.00	\$1.00
		22415	BERGEN	N/A	50,000	\$1.00	\$1.00	\$1.00	\$1.00
		22418	MORRIS	N/A	50,000	\$1.00	\$1.00	\$1.00	\$1.00
		22434	BERGEN	N/A	75,000	\$1.00	\$1.00	\$1.00	\$1.00

HISTORICAL BID PRICE LISTING
BY REGION

REGION: N

PAY ITEM	CALENDAR QUARTER	CONTRACT NUMBER	COUNTY LOCATION	PROJECT DESCRIPTION	BID QUANTITY	AWARD PRICE	SECOND BIDDER	THIRD BIDDER	ESTIMATE

TRUCK DRIVER / HOUR									
MMG078M	2021Q4	22418	MORRIS	N/A	400	\$125.00	\$125.00	\$135.00	\$145.00
		22431	BERGEN	100% State	700	\$192.00	\$325.00	\$142.00	\$160.00

CONTAINMENT SYSTEM / LS									
MMG082M	2021Q4	20458	MORRIS	NHP-D00S (453)	1	\$74,067	\$25,000	\$30,000	\$300,000
		20458	MORRIS	NHP-D00S (453)	1	\$13,071	\$5,000	\$10,000	\$30,000
		20458	MORRIS	NHP-D00S (453)	1	\$194,970	\$50,000	\$100,000	\$310,000
		20458	MORRIS	NHP-D00S (453)	1	\$34,406	\$10,000	\$20,000	\$20,000
		20458	MORRIS	NHP-D00S (453)	1	\$194,970	\$50,000	\$100,000	\$285,000
		20458	MORRIS	NHP-D00S (453)	1	\$34,406	\$10,000	\$20,000	\$10,000
		20458	MORRIS	NHP-D00S (453)	1	\$92,951	\$20,000	\$100,000	\$280,000

SSPC, BLAST/PRIME / LS									
MMG083M	2021Q4	20458	MORRIS	NHP-D00S (453)	1	\$83,624	\$400,000	\$200,000	\$200,000
		20458	MORRIS	NHP-D00S (453)	1	\$14,757	\$20,000	\$50,000	\$20,000
		20458	MORRIS	NHP-D00S (453)	1	\$265,127	\$585,000	\$350,000	\$310,000
		20458	MORRIS	NHP-D00S (453)	1	\$38,846	\$80,000	\$140,000	\$80,000
		20458	MORRIS	NHP-D00S (453)	1	\$220,127	\$585,000	\$350,000	\$285,000
		20458	MORRIS	NHP-D00S (453)	1	\$38,846	\$80,000	\$140,000	\$50,000
		20458	MORRIS	NHP-D00S (453)	1	\$104,945	\$370,000	\$200,000	\$265,000

SSPC, STRIPE/INTERMEDIATE / LS									
MMG084M	2021Q4	20458	MORRIS	NHP-D00S (453)	1	\$43,007	\$25,000	\$80,000	\$80,000
		20458	MORRIS	NHP-D00S (453)	1	\$7,589	\$2,500	\$15,000	\$20,000
		20458	MORRIS	NHP-D00S (453)	1	\$113,208	\$55,000	\$100,000	\$165,000
		20458	MORRIS	NHP-D00S (453)	1	\$19,978	\$10,000	\$20,000	\$70,000
		20458	MORRIS	NHP-D00S (453)	1	\$113,208	\$55,000	\$100,000	\$140,000
		20458	MORRIS	NHP-D00S (453)	1	\$19,978	\$10,000	\$20,000	\$40,000
		20458	MORRIS	NHP-D00S (453)	1	\$53,972	\$20,000	\$100,000	\$220,000

SSPC, FINISH / LS									
MMG085M	2021Q4	20458	MORRIS	NHP-D00S (453)	1	\$31,060	\$25,000	\$80,000	\$80,000

HISTORICAL BID PRICE LISTING
BY REGION

REGION: N

PAY ITEM	CALENDAR QUARTER	CONTRACT NUMBER	COUNTY LOCATION	PROJECT DESCRIPTION	BID QUANTITY	AWARD PRICE	SECOND BIDDER	THIRD BIDDER	ESTIMATE
SSPC, FINISH / LS									
MMG085M	(cont)	20458	MORRIS	NHP-D00S (453)	1	\$5,481	\$2,500	\$15,000	\$20,000
		20458	MORRIS	NHP-D00S (453)	1	\$81,761	\$50,000	\$100,000	\$165,000
		20458	MORRIS	NHP-D00S (453)	1	\$14,428	\$10,000	\$20,000	\$45,000
		20458	MORRIS	NHP-D00S (453)	1	\$81,761	\$50,000	\$100,000	\$140,000
		20458	MORRIS	NHP-D00S (453)	1	\$14,428	\$10,000	\$20,000	\$25,000
		20458	MORRIS	NHP-D00S (453)	1	\$38,980	\$15,000	\$100,000	\$140,000

TESTING, IF AND WHERE DIRECTED / DOLL									
MMG086M	2021Q4	20458	MORRIS	NHP-D00S (453)	10,000	\$1.00	\$1.00	\$1.00	\$1.00

CLEARING SITE / LM									
MMG092M	2021Q3	21458	MORRIS	N/A	1,425	\$610	\$920	\$1,550	\$470.00

FIBERGLASS REINFORCED POLYMER PANELS / SF									
MMG093M	2022Q1	22461	HUDSON	N/A	4,700	\$70.00	\$45.00	\$166.00	\$64.00

ADJUSTMENT FACTOR / PCT									
MMG095M	2022Q2	22441	MORRIS	N/A	6,900,000	\$0.73	\$0.96	\$0.98	\$1.08

HISTORICAL BID PRICE LISTING
BY REGION

REGION: N

PAY ITEM	CALENDAR QUARTER	CONTRACT NUMBER	COUNTY LOCATION	PROJECT DESCRIPTION	BID QUANTITY	AWARD PRICE	SECOND BIDDER	THIRD BIDDER	ESTIMATE

CONSTRUCTION LAYOUT / DAY									
MMR001M	2022Q1	22401	PASSAIC	STATE	20	\$1	\$1	\$1,150	\$1,650
		22402	UNION	STATE	20	\$100.00	\$1.00	\$1.00	\$1,650

EMERGENCY MOBILIZATION / U									
MMR006M	2022Q1	22401	PASSAIC	STATE	3	\$10,000	\$10,000	\$10,000	\$10,000
		22402	UNION	STATE	3	\$10,000	\$10,000	\$10,000	\$10,000
		22424	MORRIS	STATE	10	\$1,000	\$1,000		\$1,000

FLASHING ARROW BOARD, 4' X 8' / DAY									
MMR060M	2022Q1	22401	PASSAIC	STATE	100	\$1.00	\$1.00	\$100.00	\$50.00
		22402	UNION	STATE	100	\$1.00	\$1.00	\$1.00	\$50.00

PORTABLE VARIABLE MESSAGE SIGN / DAY									
MMR061M	2022Q1	22401	PASSAIC	STATE	140	\$1.00	\$1.00	\$65.00	\$100.00
		22402	UNION	STATE	140	\$1.00	\$1.00	\$1.00	\$100.00

REMOVAL OF LONG LIFE PATTERNED CONTRAST / LF									
MMR065M	2021Q4	21453	MORRIS	STBGP-FLEX-D00S (501)	5,000	\$1.00	\$1.00	\$3.00	\$5.00

REMOVAL OF TRAFFIC MARKINGS, LINES / LF									
MMR067M	2021Q4	21453	MORRIS	STBGP-FLEX-D00S (501)	261,476	\$0.10	\$0.70	\$1.00	\$0.25

MOBILIZATION OF MILL & HMA PAVING EQUIP. / U									
MMR077M	2022Q1	22401	PASSAIC	STATE	25	\$15,000	\$15,000	\$15,000	\$15,000
		22402	UNION	STATE	25	\$15,000	\$15,000	\$15,000	\$15,000

CLEARING SITE / LF									
MMR080M	2021Q4	21453	MORRIS	STBGP-FLEX-D00S (501)	1,500,000	\$0.01	\$0.04	\$0.20	\$0.10

HISTORICAL BID PRICE LISTING
 BY REGION

REGION: N

PAY ITEM	CALENDAR QUARTER	CONTRACT NUMBER	COUNTY LOCATION	PROJECT DESCRIPTION	BID QUANTITY	AWARD PRICE	SECOND BIDDER	THIRD BIDDER	ESTIMATE

MOBILE RETROREFLECTOMETER SERVICE / LS									
MMR083M	2021Q4	21453	MORRIS	STBGP-FLEX-D00S (501)	1	\$110,000	\$70,000	\$80,000	\$125,000

MICROMILLING / SY									
MMR087M	2022Q1	22401	PASSAIC	STATE	1,000	\$5.00	\$5.00	\$9.00	\$6.35
		22402	UNION	STATE	1,000	\$5.00	\$6.00	\$10.00	\$6.35

CONCRETE WASHOUT SYSTEM / U									
MMR091M	2022Q1	22401	PASSAIC	STATE	2	\$18,250	\$20,000	\$1,000	\$500.00
		22402	UNION	STATE	2	\$20,000	\$20,000	\$1,000	\$500.00

REGRADE BERM / SY									
MMR096M	2022Q1	22401	PASSAIC	STATE	900	\$3.00	\$3.00	\$20.00	\$4.00

HISTORICAL BID PRICE LISTING
BY REGION

REGION: N

<u>PAY ITEM</u>	<u>CALENDAR CONTRACT</u> <u>QUARTER NUMBER</u>	<u>COUNTY</u> <u>LOCATION</u>	<u>PROJECT</u> <u>DESCRIPTION</u>	<u>BID</u> <u>QUANTITY</u>	<u>AWARD</u> <u>PRICE</u>	<u>SECOND</u> <u>BIDDER</u>	<u>THIRD</u> <u>BIDDER</u>	<u>ESTIMATE</u>
VOID REDUCING ASPHALT MEMBRANE / LF								
MMR113M	2022Q1 22401	PASSAIC	STATE	18,639	\$5.30	\$5.02	\$5.00	\$5.00

HISTORICAL BID PRICE LISTING
 BY REGION

REGION: S

PAY ITEM	CALENDAR QUARTER	CONTRACT NUMBER	COUNTY LOCATION	PROJECT DESCRIPTION	BID QUANTITY	AWARD PRICE	SECOND BIDDER	THIRD BIDDER	ESTIMATE
-----	-----	-----	-----	-----	-----	-----	-----	-----	-----
FORCE ACCOUNT / DOLL									
109006M	2021Q4	22420	CUMBERLAND	N/A	200,000	\$1.00	\$1.00		\$1.00
		22436	BURLINGTON	N/A	400,000	\$1.00	\$1.00	\$1.00	\$1.00
		22417	BURLINGTON	N/A	500,000	\$1.00	\$1.00	\$1.00	\$1.00
		22433	CAMDEN	100% State	750,000	\$1.00	\$1.00	\$1.00	\$1.00
		22414	BURLINGTON	N/A	1,000,000	\$1.00	\$1.00	\$1.00	\$1.00
	2022Q1	22407	CUMBERLAND	STATE	100,000	\$1.00			\$1.00
		22408	ATLANTIC	STATE	100,000	\$1.00	\$1.00		\$1.00
		22423	CAMDEN	N/A	155,000	\$1.00	\$1.00	\$1.00	\$1.00

HISTORICAL BID PRICE LISTING
BY REGION

REGION: S

PAY ITEM	CALENDAR QUARTER	CONTRACT NUMBER	COUNTY LOCATION	PROJECT DESCRIPTION	BID QUANTITY	AWARD PRICE	SECOND BIDDER	THIRD BIDDER	ESTIMATE
PERFORMANCE BOND AND PAYMENT BOND / DOLL									
151006M	2021Q3	21115	CAMDEN	NHP-0038 (324)	1	\$29,000			\$40,000
		21126	CUMBERLAND	STBGP-0055 (302)	1	\$8,000	\$13,000		\$20,000
		21132	CAMDEN	NHP-0076 (203)	1	\$275,000	\$250,000	\$270,000	\$400,000
		21605	BURLINGTON	CMAQ ? 0073 (306)	1	\$24,000	\$28,430		\$20,000
	2021Q4	21128	ATLANTIC	NHP-0030 (363)	1	\$12,040			\$20,000
		21455	CAMDEN	STBGP-FLEX-D00S (503)	1	\$64,460	\$40,000	\$41,000	\$48,000
		22414	BURLINGTON	N/A	1	\$1	\$0	\$97,650	\$5,000
		22417	BURLINGTON	N/A	1	\$20,000	\$1	\$53,000	\$10,000
		22420	CUMBERLAND	N/A	1	\$0.01	\$1.00		\$10,000
		22433	CAMDEN	100% State	1	\$0	\$1	\$39,000	\$6,000
		22436	BURLINGTON	N/A	1	\$0.01	\$1.00	\$1.00	\$12,000
		20460	CAMDEN	NHP-D00S (455)	25,000	\$1.00	\$1.00	\$1.00	\$1.00
		21475	ATLANTIC	NHP-0052 (302)	35,000	\$1.00	\$1.00	\$1.00	\$1.00
	2022Q1	22406	BURLINGTON	STATE	1	\$29,500	\$13,000	\$39,650	\$107,400
		22407	CUMBERLAND	STATE	1	\$30,000			\$77,900
		22408	ATLANTIC	STATE	1	\$25,000	\$47,500		\$61,400
		22423	CAMDEN	N/A	1	\$22,491	\$33,281	\$10,478	\$22,800
		22426	CAMDEN	STATE	1	\$7,727	\$6,000		\$8,000
		22457	SALEM	N/A	1	\$45,000	\$120,000	\$75,000	\$40,000
	2022Q2	22103	BURLINGTON	NHP-0206 (333)	1	\$25,000	\$30,000	\$20,000	\$50,000
		22109	CUMBERLAND	NHP-D00S (580)	1	\$13,380			\$20,000
		22111	BURLINGTON	NHP-0068 (301)	1	\$22,300			\$20,000
		22114	CAMDEN	NHP-0076 (207)	1	\$25,000	\$9,000	\$7,000	\$25,000

HISTORICAL BID PRICE LISTING
BY REGION

REGION: S

PAY ITEM	CALENDAR QUARTER	CONTRACT NUMBER	COUNTY LOCATION	PROJECT DESCRIPTION	BID QUANTITY	AWARD PRICE	SECOND BIDDER	THIRD BIDDER	ESTIMATE
RAILROAD PROTECTIVE LIABILITY INSURANCE / DOLL									
152012P	2021Q3	21132	CAMDEN	NHP-0076 (203)	1	\$15,000	\$35,000	\$89,000	\$356,000
	2021Q4	21475	ATLANTIC	NHP-0052 (302)	100,000	\$1.00	\$1.00	\$1.00	\$1.00
	2022Q1	22407	CUMBERLAND	STATE	1	\$2,000			\$10,000
		22408	ATLANTIC	STATE	1	\$1	\$2,000		\$10,000
POLLUTION LIABILITY INSURANCE / DOLL									
152015P	2021Q3	21115	CAMDEN	NHP-0038 (324)	1	\$18,000			\$1,500
		21126	CUMBERLAND	STBGP-0055 (302)	1	\$100.00	\$0.01		\$9,400
		21132	CAMDEN	NHP-0076 (203)	1	\$0	\$60,000	\$26,000	\$80,000
		21605	BURLINGTON	CMAQ ? 0073 (306)	1	\$18,500	\$8,100		\$8,720
	2021Q4	21128	ATLANTIC	NHP-0030 (363)	1	\$20,000			\$2,000
		21455	CAMDEN	STBGP-FLEX-D00S (503)	1	\$10,000	\$14,500	\$15,000	\$25,000
		21475	ATLANTIC	NHP-0052 (302)	1	\$25,000	\$15,000	\$1	\$300,000
		22414	BURLINGTON	N/A	1	\$1.00	\$0.01	\$1.00	\$3,000
		22417	BURLINGTON	N/A	1	\$15,000	\$1	\$13,000	\$5,000
		22420	CUMBERLAND	N/A	1	\$0.01	\$1.00		\$3,500
		22433	CAMDEN	100% State	1	\$0.01	\$1.00	\$1.00	\$3,000
		22436	BURLINGTON	N/A	1	\$0.01	\$1.00	\$1.00	\$5,000
		20460	CAMDEN	NHP-D00S (455)	10,000	\$1.00	\$1.00	\$1.00	\$1.00
	2022Q1	22406	BURLINGTON	STATE	1	\$6,500	\$1	\$10,000	\$5,000
		22407	CUMBERLAND	STATE	1	\$100.00			\$5,000
		22408	ATLANTIC	STATE	1	\$10	\$12,500		\$5,000
		22423	CAMDEN	N/A	1	\$12,575	\$7,800	\$469	\$10,000
		22426	CAMDEN	STATE	1	\$1	\$20,000		\$1,000
		22457	SALEM	N/A	1	\$1,000	\$50,000	\$50,000	\$35,000
	2022Q2	22103	BURLINGTON	NHP-0206 (333)	1	\$0	\$8,500	\$0	\$11,300
		22109	CUMBERLAND	NHP-D00S (580)	1	\$2,500			\$8,000
		22111	BURLINGTON	NHP-0068 (301)	1	\$12,000			\$2,500
		22114	CAMDEN	NHP-0076 (207)	1	\$30,000	\$1	\$1	\$3,000

HISTORICAL BID PRICE LISTING
BY REGION

REGION: S

PAY ITEM	CALENDAR QUARTER	CONTRACT NUMBER	COUNTY LOCATION	PROJECT DESCRIPTION	BID QUANTITY	AWARD PRICE	SECOND BIDDER	THIRD BIDDER	ESTIMATE

PROGRESS SCHEDULE / LS									
153003P	2021Q3	21115	CAMDEN	NHP-0038 (324)	1	\$40,000			\$10,000
		21132	CAMDEN	NHP-0076 (203)	1	\$5,000	\$7,500	\$11,000	\$100,000
		21605	BURLINGTON	CMAQ ? 0073 (306)	1	\$7,260	\$3,330		\$6,500
	2021Q4	21128	ATLANTIC	NHP-0030 (363)	1	\$22,000			\$8,000
	2022Q2	22103	BURLINGTON	NHP-0206 (333)	1	\$7,500	\$1,000	\$15,000	\$25,000
		22111	BURLINGTON	NHP-0068 (301)	1	\$35,000			\$8,000
		22114	CAMDEN	NHP-0076 (207)	1	\$10,000	\$5,000	\$3,500	\$10,000

PROGRESS SCHEDULE UPDATE / U									
153005M	2021Q3	21605	BURLINGTON	CMAQ ? 0073 (306)	6	\$685.00	\$843.00		\$501.00
		21115	CAMDEN	NHP-0038 (324)	8	\$6,000			\$488.00
		21132	CAMDEN	NHP-0076 (203)	29	\$500	\$100	\$1,200	\$1,500
	2021Q4	21128	ATLANTIC	NHP-0030 (363)	5	\$5,000			\$472.00
	2022Q2	22111	BURLINGTON	NHP-0068 (301)	8	\$8,000			\$675.00
		22114	CAMDEN	NHP-0076 (207)	11	\$200.00	\$100.00	\$150.00	\$625.00
		22103	BURLINGTON	NHP-0206 (333)	18	\$1,250	\$250	\$100	\$550.00

BAR CHART PROGRESS SCHEDULE AND UPDATES / LS									
153009P	2021Q3	21126	CUMBERLAND	STBGP-0055 (302)	1	\$100.00	\$500.00		\$8,000
	2022Q1	22406	BURLINGTON	STATE	1	\$1,500	\$500	\$10,000	\$5,000
		22407	CUMBERLAND	STATE	1	\$1,000			\$5,000
		22408	ATLANTIC	STATE	1	\$500	\$5,000		\$5,000
		22457	SALEM	N/A	1	\$500	\$35,000	\$2,000	\$5,000
	2022Q2	22109	CUMBERLAND	NHP-D00S (580)	1	\$35,000			\$8,000

TRAINEES / HOUR									
153011M	2021Q3	21115	CAMDEN	NHP-0038 (324)	440	\$120.00			\$1.00

HISTORICAL BID PRICE LISTING
 BY REGION

REGION: S

PAY ITEM -----	CALENDAR QUARTER	CONTRACT NUMBER	COUNTY LOCATION	PROJECT DESCRIPTION	BID QUANTITY	AWARD PRICE	SECOND BIDDER	THIRD BIDDER	ESTIMATE -----
TRAINEEES / HOUR									
153011M	(cont)	21126	CUMBERLAND	STBGP-0055 (302)	1,190	\$0.01	\$0.01		\$1.00
		21132	CAMDEN	NHP-0076 (203)	4,320	\$0.01	\$0.10	\$1.10	\$1.00
	2021Q4	21455	CAMDEN	STBGP-FLEX-D00S (503)	750	\$0.80	\$0.80	\$0.80	\$0.80
		20460	CAMDEN	NHP-D00S (455)	1,000	\$1.00	\$1.00	\$1.00	\$1.00
	2022Q2	22111	BURLINGTON	NHP-0068 (301)	1,050	\$130.00			\$1.00
		22114	CAMDEN	NHP-0076 (207)	1,210	\$1.00	\$1.00	\$1.00	\$1.00
		22109	CUMBERLAND	NHP-D00S (580)	1,630	\$90.00			\$1.00
		22103	BURLINGTON	NHP-0206 (333)	1,950	\$10.00	\$0.80	\$0.01	\$1.00

HISTORICAL BID PRICE LISTING
 BY REGION

REGION: S

PAY ITEM	CALENDAR QUARTER	CONTRACT NUMBER	COUNTY LOCATION	PROJECT DESCRIPTION	BID QUANTITY	AWARD PRICE	SECOND BIDDER	THIRD BIDDER	ESTIMATE
MOBILIZATION / LS									
154003P	2021Q3	21115	CAMDEN	NHP-0038 (324)	1	\$375,000			\$720,000
		21126	CUMBERLAND	STBGP-0055 (302)	1	\$215,000	\$266,000		\$290,000
		21132	CAMDEN	NHP-0076 (203)	1	\$5,700,000	\$6,120,000	\$6,000,000	\$11000000
		21605	BURLINGTON	CMAQ ? 0073 (306)	1	\$248,350	\$289,760		\$175,548
	2021Q4	20460	CAMDEN	NHP-D00S (455)	1	\$100,000	\$100,000	\$270,728	\$500,000
		21128	ATLANTIC	NHP-0030 (363)	1	\$187,500			\$235,035
		21475	ATLANTIC	NHP-0052 (302)	1	\$1,300,000	\$1,370,000	\$4,000,000	\$2,000,000
	2022Q1	22406	BURLINGTON	STATE	1	\$873,029	\$873,393	\$875,000	\$690,440
		22407	CUMBERLAND	STATE	1	\$1,000,000			\$473,038
		22408	ATLANTIC	STATE	1	\$650,000	\$1,170,000		\$310,215
		22457	SALEM	N/A	1	\$2,785,000	\$5,400,000	\$3,500,000	\$2,310,000
	2022Q2	22103	BURLINGTON	NHP-0206 (333)	1	\$901,195	\$628,000	\$640,000	\$745,000
		22109	CUMBERLAND	NHP-D00S (580)	1	\$215,000			\$265,000
		22111	BURLINGTON	NHP-0068 (301)	1	\$393,000			\$360,000
		22114	CAMDEN	NHP-0076 (207)	1	\$150,000	\$195,000	\$74,104	\$274,750

HISTORICAL BID PRICE LISTING
BY REGION

REGION: S

PAY ITEM	CALENDAR QUARTER	CONTRACT NUMBER	COUNTY LOCATION	PROJECT DESCRIPTION	BID QUANTITY	AWARD PRICE	SECOND BIDDER	THIRD BIDDER	ESTIMATE
FIELD OFFICE TYPE A SET UP / U									
155003M	2022Q1	22457	SALEM	N/A	1	\$12,000	\$35,000	\$18,000	\$20,000
FIELD OFFICE TYPE B SET UP / U									
155006M	2021Q4	21455	CAMDEN	STBGP-FLEX-D00S (503)	1	\$20,000	\$25,000	\$20,000	\$20,000
	2022Q1	22406	BURLINGTON	STATE	1	\$20,000	\$35,000	\$20,000	\$20,000
		22407	CUMBERLAND	STATE	1	\$10,000			\$20,000
		22408	ATLANTIC	STATE	1	\$75,000	\$75,000		\$20,000
FIELD OFFICE TYPE C SET UP / U									
155009M	2021Q3	21605	BURLINGTON	CMAQ ? 0073 (306)	1	\$30,000	\$55,710		\$29,761
FIELD OFFICE TYPE D SET UP / U									
155012M	2021Q3	21115	CAMDEN	NHP-0038 (324)	1	\$65,000			\$33,363
		21126	CUMBERLAND	STBGP-0055 (302)	1	\$45,000	\$0		\$36,700
	2021Q4	21128	ATLANTIC	NHP-0030 (363)	1	\$32,000			\$31,340
	2022Q2	22109	CUMBERLAND	NHP-D00S (580)	1	\$42,000			\$28,000
		22114	CAMDEN	NHP-0076 (207)	1	\$25,000	\$30,000	\$33,000	\$45,000
FIELD OFFICE TYPE E SET UP / U									
155015M	2021Q4	20460	CAMDEN	NHP-D00S (455)	1	\$30,000	\$30,000	\$30,000	\$50,000
		21475	ATLANTIC	NHP-0052 (302)	1	\$29,000	\$28,000	\$50,000	\$40,000
	2022Q2	22103	BURLINGTON	NHP-0206 (333)	1	\$35,000	\$20,000	\$75,000	\$62,500
		22111	BURLINGTON	NHP-0068 (301)	1	\$45,000			\$37,630
FIELD OFFICE TYPE G SET UP / U									
155019M	2021Q3	21132	CAMDEN	NHP-0076 (203)	1	\$50,000	\$80,000	\$99,000	\$200,000

HISTORICAL BID PRICE LISTING
BY REGION

REGION: S

PAY ITEM	CALENDAR QUARTER	CONTRACT NUMBER	COUNTY LOCATION	PROJECT DESCRIPTION	BID QUANTITY	AWARD PRICE	SECOND BIDDER	THIRD BIDDER	ESTIMATE

FIELD OFFICE TYPE A MAINTENANCE / MO									
155021M	2022Q1	22457	SALEM	N/A	5	\$500	\$2,500	\$50,000	\$2,500

FIELD OFFICE TYPE B MAINTENANCE / MO									
155024M	2021Q4	21455	CAMDEN	STBGP-FLEX-D00S (503)	12	\$3,000	\$4,000	\$3,000	\$3,000
	2022Q1	22406	BURLINGTON	STATE	12	\$2,000	\$3,500	\$3,500	\$2,500
		22407	CUMBERLAND	STATE	12	\$2,500			\$2,500
		22408	ATLANTIC	STATE	12	\$2,500	\$2,500		\$2,500

FIELD OFFICE TYPE C MAINTENANCE / MO									
155027M	2021Q3	21605	BURLINGTON	CMAQ ? 0073 (306)	6	\$2,800	\$4,440		\$2,862

FIELD OFFICE TYPE D MAINTENANCE / MO									
155030M	2021Q3	21126	CUMBERLAND	STBGP-0055 (302)	10	\$4,000	\$13,000		\$3,900
		21115	CAMDEN	NHP-0038 (324)	16	\$7,500			\$28,819
	2021Q4	21128	ATLANTIC	NHP-0030 (363)	15	\$6,000			\$5,015
	2022Q2	22109	CUMBERLAND	NHP-D00S (580)	10	\$6,500			\$4,500
		22114	CAMDEN	NHP-0076 (207)	22	\$150	\$1,000	\$3,400	\$5,000

FIELD OFFICE TYPE E MAINTENANCE / MO									
155033M	2021Q4	20460	CAMDEN	NHP-D00S (455)	15	\$3,000	\$3,000	\$3,000	\$4,000
		21475	ATLANTIC	NHP-0052 (302)	36	\$5,500	\$3,500	\$6,000	\$3,800
	2022Q2	22111	BURLINGTON	NHP-0068 (301)	18	\$6,500			\$3,810
		22103	BURLINGTON	NHP-0206 (333)	24	\$3,500	\$4,895	\$3,500	\$2,035

FIELD OFFICE TYPE G MAINTENANCE / MO									
155037M	2021Q3	21132	CAMDEN	NHP-0076 (203)	30	\$6,000	\$10,000	\$6,000	\$8,400

HISTORICAL BID PRICE LISTING
 BY REGION

REGION: S

PAY ITEM	CALENDAR QUARTER	CONTRACT NUMBER	COUNTY LOCATION	PROJECT DESCRIPTION	BID QUANTITY	AWARD PRICE	SECOND BIDDER	THIRD BIDDER	ESTIMATE

MATERIALS FIELD LABORATORY SET-UP / U									
156003M	2021Q3	21132	CAMDEN	NHP-0076 (203)	1	\$10,000	\$50,000	\$90,000	\$80,000

MATERIALS FIELD LABORATORY MAINTENANCE / MO									
156006M	2021Q3	21132	CAMDEN	NHP-0076 (203)	28	\$2,500	\$3,600	\$3,900	\$2,500

NUCLEAR DENSITY GAUGE / U									
156015M	2021Q3	21132	CAMDEN	NHP-0076 (203)	1	\$5,000	\$7,500	\$12,000	\$9,000
	2022Q2	22114	CAMDEN	NHP-0076 (207)	1	\$1,000	\$1,500	\$10,000	\$9,000

CONCRETE COMPRESSION TESTING EQUIPMENT / U									
156021M	2022Q2	22103	BURLINGTON	NHP-0206 (333)	1	\$0	\$5,000	\$1	\$8,000

HISTORICAL BID PRICE LISTING
BY REGION

REGION: S

PAY ITEM	CALENDAR QUARTER	CONTRACT NUMBER	COUNTY LOCATION	PROJECT DESCRIPTION	BID QUANTITY	AWARD PRICE	SECOND BIDDER	THIRD BIDDER	ESTIMATE
CONSTRUCTION LAYOUT / DOLL									
157004M	2021Q3	21115	CAMDEN	NHP-0038 (324)	1	\$50,000			\$75,000
		21126	CUMBERLAND	STBGP-0055 (302)	1	\$100	\$3,249		\$65,000
		21132	CAMDEN	NHP-0076 (203)	1	\$170,000	\$365,000	\$450,000	\$850,000
		21605	BURLINGTON	CMAQ ? 0073 (306)	1	\$1	\$15,000		\$40,000
	2021Q4	21128	ATLANTIC	NHP-0030 (363)	1	\$31,000			\$40,000
	2022Q1	22406	BURLINGTON	STATE	1	\$44,313	\$8,500	\$20,000	\$25,000
		22407	CUMBERLAND	STATE	1	\$100.00			\$25,000
		22408	ATLANTIC	STATE	1	\$5,000	\$951		\$25,000
		22457	SALEM	N/A	1	\$1,000	\$250,000	\$100	\$75,000
	2022Q2	22103	BURLINGTON	NHP-0206 (333)	1	\$95,000	\$35,000	\$30,000	\$175,000
		22109	CUMBERLAND	NHP-D00S (580)	1	\$35,000			\$65,000
		22111	BURLINGTON	NHP-0068 (301)	1	\$35,000			\$65,000
		22114	CAMDEN	NHP-0076 (207)	1	\$5,000	\$10,000	\$30,000	\$75,000

HISTORICAL BID PRICE LISTING
BY REGION

REGION: S

PAY ITEM	CALENDAR QUARTER	CONTRACT NUMBER	COUNTY LOCATION	PROJECT DESCRIPTION	BID QUANTITY	AWARD PRICE	SECOND BIDDER	THIRD BIDDER	ESTIMATE

CAUTION FENCE / LF									
158003M	2021Q3	21132	CAMDEN	NHP-0076 (203)	600	\$4.00	\$4.75	\$5.90	\$8.00
	2022Q2	22114	CAMDEN	NHP-0076 (207)	200	\$7.00	\$3.00	\$10.00	\$9.00

SILT FENCE / LF									
158006M	2021Q3	21115	CAMDEN	NHP-0038 (324)	150	\$20.00			\$5.00
		21126	CUMBERLAND	STBGP-0055 (302)	500	\$1.00	\$2.00		\$4.50
	2022Q1	22407	CUMBERLAND	STATE	500	\$0.01			\$1.00
		22408	ATLANTIC	STATE	500	\$0.01	\$0.01		\$1.00

HEAVY DUTY SILT FENCE, ORANGE / LF									
158009M	2021Q3	21132	CAMDEN	NHP-0076 (203)	2,437	\$8.00	\$9.75	\$7.60	\$10.00
	2021Q4	21128	ATLANTIC	NHP-0030 (363)	2,666	\$20.22			\$4.00
	2022Q2	22114	CAMDEN	NHP-0076 (207)	345	\$15.00	\$8.00	\$10.00	\$9.00
		22109	CUMBERLAND	NHP-D00S (580)	500	\$31.64			\$8.00
		22103	BURLINGTON	NHP-0206 (333)	581	\$7.00	\$5.75	\$6.00	\$6.00

HEAVY DUTY SILT FENCE, BLACK / LF									
158012M	2021Q3	21132	CAMDEN	NHP-0076 (203)	3,824	\$8.00	\$9.75	\$10.00	\$9.00
	2022Q2	22114	CAMDEN	NHP-0076 (207)	200	\$15.00	\$8.00	\$10.00	\$9.00
		22109	CUMBERLAND	NHP-D00S (580)	500	\$31.64			\$8.00
		22111	BURLINGTON	NHP-0068 (301)	984	\$37.61			\$9.00
		22103	BURLINGTON	NHP-0206 (333)	5,030	\$7.00	\$5.75	\$6.00	\$8.00

HAYBALE / U									
158015M	2021Q3	21132	CAMDEN	NHP-0076 (203)	500	\$5.00	\$34.00	\$9.90	\$24.00

HISTORICAL BID PRICE LISTING
BY REGION

REGION: S

PAY ITEM	CALENDAR QUARTER	CONTRACT NUMBER	COUNTY LOCATION	PROJECT DESCRIPTION	BID QUANTITY	AWARD PRICE	SECOND BIDDER	THIRD BIDDER	ESTIMATE
HAYBALE / U									
158015M	2022Q2	22103	BURLINGTON	NHP-0206 (333)	25	\$0.01	\$150.00	\$20.00	\$40.00
		22114	CAMDEN	NHP-0076 (207)	25	\$1.00	\$20.00	\$10.00	\$48.00

HAYBALE CHECK DAM WITH TEMPORARY STONE O / LF									
158018M	2021Q3	21132	CAMDEN	NHP-0076 (203)	40	\$100.00	\$80.00	\$70.00	\$60.00

TEMPORARY STONE CHECK DAM / CY									
158021M	2022Q2	22103	BURLINGTON	NHP-0206 (333)	44	\$0.01	\$160.00	\$75.00	\$150.00

INLET FILTER TYPE 2, 2' X 4' / U									
158030M	2021Q3	21605	BURLINGTON	CMAQ ? 0073 (306)	25	\$200.00	\$800.00		\$130.00
		21132	CAMDEN	NHP-0076 (203)	100	\$1.00	\$265.00	\$200.00	\$216.00
		21115	CAMDEN	NHP-0038 (324)	407	\$190.00			\$33.00
	2021Q4	21128	ATLANTIC	NHP-0030 (363)	10	\$420.00			\$160.00
	2022Q1	22408	ATLANTIC	STATE	30	\$10.00	\$85.00		\$40.00
		22407	CUMBERLAND	STATE	110	\$10.00			\$40.00
		22406	BURLINGTON	STATE	259	\$50.00	\$75.00	\$120.00	\$40.00
	2022Q2	22111	BURLINGTON	NHP-0068 (301)	4	\$561.00			\$185.00
		22109	CUMBERLAND	NHP-D00S (580)	16	\$420.00			\$60.00
		22103	BURLINGTON	NHP-0206 (333)	89	\$150.00	\$245.00	\$40.00	\$100.00

INLET FILTER TYPE 2, 4' X 4' / U									
158033M	2021Q3	21115	CAMDEN	NHP-0038 (324)	17	\$175.00			\$102.00
		21132	CAMDEN	NHP-0076 (203)	52	\$1.00	\$265.00	\$260.00	\$300.00
	2021Q4	21128	ATLANTIC	NHP-0030 (363)	60	\$480.00			\$130.00
	2022Q1	22408	ATLANTIC	STATE	10	\$12.00	\$100.00		\$60.00

HISTORICAL BID PRICE LISTING
BY REGION

REGION: S

PAY ITEM	CALENDAR QUARTER	CONTRACT NUMBER	COUNTY LOCATION	PROJECT DESCRIPTION	BID QUANTITY	AWARD PRICE	SECOND BIDDER	THIRD BIDDER	ESTIMATE
INLET FILTER TYPE 2, 4' X 4' / U									
158033M	(cont)	22406	BURLINGTON	STATE	21	\$100.00	\$75.00	\$120.00	\$60.00
		22407	CUMBERLAND	STATE	30	\$12.00			\$60.00
	2022Q2	22111	BURLINGTON	NHP-0068 (301)	10	\$649.92			\$175.00
		22109	CUMBERLAND	NHP-D00S (580)	16	\$462.00			\$120.00
		22103	BURLINGTON	NHP-0206 (333)	49	\$175.00	\$245.00	\$80.00	\$100.00

FLOATING TURBIDITY BARRIER, TYPE 1 / LF									
158042M	2021Q3	21132	CAMDEN	NHP-0076 (203)	516	\$25.00	\$20.00	\$40.00	\$90.00

SEDIMENT CONTROL BAG / SF									
158054M	2021Q3	21132	CAMDEN	NHP-0076 (203)	3,000	\$1.00	\$0.59	\$8.90	\$2.00
	2022Q2	22114	CAMDEN	NHP-0076 (207)	750	\$1.00	\$1.00	\$2.00	\$11.00
		22103	BURLINGTON	NHP-0206 (333)	3,000	\$3.00	\$0.75	\$0.25	\$10.00

COMPOST FILTER SOCK, ___ DIAMETER / LF									
158058M	2021Q3	21605	BURLINGTON	CMAQ ? 0073 (306)	535	\$20.00	\$61.00		\$9.00

CONSTRUCTION DRIVEWAY / T									
158060M	2021Q3	21132	CAMDEN	NHP-0076 (203)	556	\$65.00	\$45.00	\$50.00	\$60.00

CONCRETE WASHOUT SYSTEM / LS									
158063P	2021Q3	21115	CAMDEN	NHP-0038 (324)	1	\$5,000			\$2,500
		21126	CUMBERLAND	STBGP-0055 (302)	1	\$1,500	\$0		\$5,500
		21132	CAMDEN	NHP-0076 (203)	1	\$500	\$1,500	\$33,000	\$54,000
	2022Q1	22406	BURLINGTON	STATE	1	\$3,500	\$250	\$1,500	\$5,000

HISTORICAL BID PRICE LISTING
BY REGION

REGION: S

PAY ITEM	CALENDAR QUARTER	CONTRACT NUMBER	COUNTY LOCATION	PROJECT DESCRIPTION	BID QUANTITY	AWARD PRICE	SECOND BIDDER	THIRD BIDDER	ESTIMATE

CONCRETE WASHOUT SYSTEM / LS									
158063P	(cont)	22407	CUMBERLAND	STATE	1	\$50,000			\$5,000
		22408	ATLANTIC	STATE	1	\$45,000	\$250		\$5,000
	2022Q2	22103	BURLINGTON	NHP-0206 (333)	1	\$15,000	\$1,800	\$25,000	\$5,750
		22114	CAMDEN	NHP-0076 (207)	1	\$1,000	\$5,000	\$3,000	\$10,000

OIL ONLY EMERGENCY SPILL KIT, TYPE 1 / U									
158072M	2021Q3	21115	CAMDEN	NHP-0038 (324)	2	\$1,500			\$429.00
		21126	CUMBERLAND	STBGP-0055 (302)	2	\$200.00	\$500.00		\$410.00
		21132	CAMDEN	NHP-0076 (203)	2	\$1,500	\$1,100	\$1,100	\$900.00
	2021Q4	21128	ATLANTIC	NHP-0030 (363)	2	\$1,000			\$1,195
	2022Q1	22423	CAMDEN	N/A	1	\$1.00	\$150.00	\$1.00	\$500.00
		22406	BURLINGTON	STATE	2	\$500	\$250	\$1,000	\$1,500
		22407	CUMBERLAND	STATE	2	\$200.00			\$1,500
		22407	CUMBERLAND	STATE	2	\$100.00			\$1,500
		22408	ATLANTIC	STATE	2	\$200.00	\$10.00		\$1,500
		22408	ATLANTIC	STATE	2	\$100.00	\$0.01		\$1,500
		22457	SALEM	N/A	2	\$1,000	\$3,000	\$1,500	\$2,250
	2022Q2	22103	BURLINGTON	NHP-0206 (333)	2	\$1,500	\$1,060	\$100	\$625.00
		22109	CUMBERLAND	NHP-D00S (580)	2	\$2,000			\$465.00
		22111	BURLINGTON	NHP-0068 (301)	2	\$1,500			\$553.00
		22114	CAMDEN	NHP-0076 (207)	2	\$500.00	\$100.00	\$100.00	\$860.00

EROSION CONTROL SEDIMENT REMOVAL / CY									
158084M	2021Q3	21132	CAMDEN	NHP-0076 (203)	485	\$1.00	\$62.00	\$50.00	\$6.00
	2022Q2	22114	CAMDEN	NHP-0076 (207)	5	\$1.00	\$150.00	\$50.00	\$55.00
		22103	BURLINGTON	NHP-0206 (333)	10	\$0.01	\$50.00	\$100.00	\$30.00
		22111	BURLINGTON	NHP-0068 (301)	10	\$676.50			\$6.00

BASIN SAND LAYER / CY									
158095M	2021Q3	21132	CAMDEN	NHP-0076 (203)	556	\$45.00	\$71.00	\$31.00	\$108.00

HISTORICAL BID PRICE LISTING
 BY REGION

REGION: S

PAY ITEM -----	CALENDAR QUARTER -----	CONTRACT NUMBER -----	COUNTY LOCATION -----	PROJECT DESCRIPTION -----	BID QUANTITY -----	AWARD PRICE -----	SECOND BIDDER -----	THIRD BIDDER -----	ESTIMATE -----
BASIN SAND LAYER / CY									
158095M	2022Q2	22103	BURLINGTON	NHP-0206(333)	53	\$100.00	\$139.00	\$75.00	\$65.00

HISTORICAL BID PRICE LISTING
BY REGION

REGION: S

PAY ITEM	CALENDAR QUARTER	CONTRACT NUMBER	COUNTY LOCATION	PROJECT DESCRIPTION	BID QUANTITY	AWARD PRICE	SECOND BIDDER	THIRD BIDDER	ESTIMATE

BREAKAWAY BARRICADE / U									
159003M	2021Q3	21605	BURLINGTON	CMAQ ? 0073 (306)	35	\$1.00	\$0.01		\$37.00
		21115	CAMDEN	NHP-0038 (324)	50	\$1.00			\$50.00
		21126	CUMBERLAND	STBGP-0055 (302)	50	\$0.01	\$0.01		\$55.00
		21132	CAMDEN	NHP-0076 (203)	83	\$1.00	\$142.00	\$110.00	\$100.00
	2021Q4	21455	CAMDEN	STBGP-FLEX-D00S (503)	50	\$0.01	\$2.00	\$0.01	\$20.00
		21475	ATLANTIC	NHP-0052 (302)	52	\$120.00	\$1.00	\$125.00	\$50.00
		20460	CAMDEN	NHP-D00S (455)	104	\$50.00	\$50.00	\$5.00	\$50.00
	2022Q1	22407	CUMBERLAND	STATE	100	\$0.01			\$15.00
		22408	ATLANTIC	STATE	100	\$0.01	\$0.01		\$15.00
		22406	BURLINGTON	STATE	250	\$1.00	\$0.01	\$0.01	\$15.00
		22407	CUMBERLAND	STATE	250	\$0.01			\$15.00
		22408	ATLANTIC	STATE	250	\$0.01	\$0.01		\$15.00
	2022Q2	22114	CAMDEN	NHP-0076 (207)	10	\$1.00	\$1.00	\$25.00	\$150.00
		22109	CUMBERLAND	NHP-D00S (580)	20	\$1.00			\$85.00
		22111	BURLINGTON	NHP-0068 (301)	50	\$1.00			\$35.00
		22103	BURLINGTON	NHP-0206 (333)	65	\$90.00	\$0.01	\$0.01	\$65.00

DRUM / U									
159006M	2021Q3	21605	BURLINGTON	CMAQ ? 0073 (306)	70	\$1.00	\$0.01		\$19.00
		21126	CUMBERLAND	STBGP-0055 (302)	150	\$0.01	\$0.01		\$50.00
		21115	CAMDEN	NHP-0038 (324)	300	\$1.00			\$40.00
		21132	CAMDEN	NHP-0076 (203)	355	\$1.00	\$20.00	\$84.00	\$50.00
	2021Q4	21455	CAMDEN	STBGP-FLEX-D00S (503)	50	\$0.01	\$2.00	\$0.01	\$20.00
		21128	ATLANTIC	NHP-0030 (363)	80	\$5.00			\$40.00
		21475	ATLANTIC	NHP-0052 (302)	100	\$55.00	\$1.00	\$80.00	\$56.00
		20460	CAMDEN	NHP-D00S (455)	400	\$10.00	\$10.00	\$1.00	\$25.00
	2022Q1	22407	CUMBERLAND	STATE	50	\$0.01			\$10.00
		22408	ATLANTIC	STATE	50	\$0.01	\$0.01		\$10.00
		22406	BURLINGTON	STATE	100	\$1.00	\$0.01	\$0.01	\$10.00
		22407	CUMBERLAND	STATE	100	\$0.01			\$10.00
		22408	ATLANTIC	STATE	100	\$0.01	\$0.01		\$10.00

HISTORICAL BID PRICE LISTING
BY REGION

REGION: S

PAY ITEM	CALENDAR QUARTER	CONTRACT NUMBER	COUNTY LOCATION	PROJECT DESCRIPTION	BID QUANTITY	AWARD PRICE	SECOND BIDDER	THIRD BIDDER	ESTIMATE

DRUM / U									
159006M	2022Q2	22114	CAMDEN	NHP-0076 (207)	31	\$25.00	\$1.00	\$25.00	\$50.00
		22103	BURLINGTON	NHP-0206 (333)	65	\$80.00	\$0.01	\$0.01	\$49.00
		22111	BURLINGTON	NHP-0068 (301)	200	\$1.00			\$50.00
		22109	CUMBERLAND	NHP-D00S (580)	350	\$1.00			\$20.00

TRAFFIC CONE / U									
159009M	2021Q3	21132	CAMDEN	NHP-0076 (203)	20	\$1.00	\$5.00	\$15.00	\$15.00
		21115	CAMDEN	NHP-0038 (324)	300	\$22.00			\$20.00
		21126	CUMBERLAND	STBGP-0055 (302)	500	\$0.01	\$0.01		\$15.00
	2021Q4	21128	ATLANTIC	NHP-0030 (363)	500	\$20.00			\$10.00
		21475	ATLANTIC	NHP-0052 (302)	500	\$16.00	\$1.00	\$19.00	\$24.00
		21455	CAMDEN	STBGP-FLEX-D00S (503)	1,500	\$20.00	\$20.00	\$20.00	\$20.00
		20460	CAMDEN	NHP-D00S (455)	3,000	\$5.00	\$5.00	\$1.00	\$20.00
	2022Q1	22407	CUMBERLAND	STATE	250	\$0.01			\$10.00
		22408	ATLANTIC	STATE	250	\$0.01	\$0.01		\$10.00
		22406	BURLINGTON	STATE	1,000	\$1.00	\$0.01	\$0.01	\$10.00
		22407	CUMBERLAND	STATE	1,000	\$0.01			\$10.00
		22408	ATLANTIC	STATE	1,000	\$0.01	\$0.01		\$10.00
	2022Q2	22114	CAMDEN	NHP-0076 (207)	31	\$15.00	\$1.00	\$5.00	\$25.00
		22109	CUMBERLAND	NHP-D00S (580)	350	\$25.00			\$15.00
		22111	BURLINGTON	NHP-0068 (301)	400	\$25.00			\$15.00

CONSTRUCTION SIGNS / SF									
159012M	2021Q3	21605	BURLINGTON	CMAQ ? 0073 (306)	900	\$1.00	\$0.01		\$11.00
		21126	CUMBERLAND	STBGP-0055 (302)	1,357	\$0.01	\$0.01		\$13.00
		21115	CAMDEN	NHP-0038 (324)	1,816	\$21.60			\$10.00
		21132	CAMDEN	NHP-0076 (203)	4,499	\$15.00	\$18.00	\$17.00	\$18.00
	2021Q4	21128	ATLANTIC	NHP-0030 (363)	727	\$21.60			\$15.00
		21455	CAMDEN	STBGP-FLEX-D00S (503)	800	\$0.01	\$7.00	\$0.01	\$15.00
		21475	ATLANTIC	NHP-0052 (302)	800	\$17.52	\$10.00	\$13.00	\$13.00

HISTORICAL BID PRICE LISTING
BY REGION

REGION: S

PAY ITEM	CALENDAR QUARTER	CONTRACT NUMBER	COUNTY LOCATION	PROJECT DESCRIPTION	BID QUANTITY	AWARD PRICE	SECOND BIDDER	THIRD BIDDER	ESTIMATE

CONSTRUCTION SIGNS / SF									
159012M	(cont)	20460	CAMDEN	NHP-D00S (455)	1,000	\$5.00	\$5.00	\$0.50	\$10.00
	2022Q1	22407	CUMBERLAND	STATE	2,000	\$0.01			\$10.00
		22408	ATLANTIC	STATE	2,000	\$0.01	\$0.01		\$10.00
		22406	BURLINGTON	STATE	5,000	\$12.00	\$0.01	\$0.01	\$10.00
		22407	CUMBERLAND	STATE	5,000	\$0.01			\$10.00
		22408	ATLANTIC	STATE	5,000	\$0.01	\$0.01		\$10.00
	2022Q2	22109	CUMBERLAND	NHP-D00S (580)	401	\$21.60			\$20.00
		22114	CAMDEN	NHP-0076 (207)	1,062	\$8.00	\$17.00	\$50.00	\$15.00
		22103	BURLINGTON	NHP-0206 (333)	1,199	\$13.00	\$12.00	\$20.00	\$20.00
		22111	BURLINGTON	NHP-0068 (301)	2,427	\$21.60			\$9.00

CONSTRUCTION IDENTIFICATION SIGN, 4' X 8 / U									
159015M	2021Q3	21126	CUMBERLAND	STBGP-0055 (302)	1	\$150	\$2,000		\$950.00
		21115	CAMDEN	NHP-0038 (324)	2	\$1,200			\$1,200
	2021Q4	21128	ATLANTIC	NHP-0030 (363)	2	\$1,250			\$1,200
	2022Q2	22109	CUMBERLAND	NHP-D00S (580)	2	\$1,500			\$1,200
		22111	BURLINGTON	NHP-0068 (301)	2	\$2,000			\$1,252

CONSTRUCTION IDENTIFICATION SIGN, 6' X 1 / U									
159018M	2021Q3	21132	CAMDEN	NHP-0076 (203)	1	\$1,300	\$1,575	\$1,600	\$2,160
	2022Q1	22457	SALEM	N/A	2	\$500	\$3,500	\$3,000	\$2,500

CONSTRUCTION BARRIER CURB / LF									
159021P	2021Q3	21132	CAMDEN	NHP-0076 (203)	4,870	\$60.00	\$74.00	\$28.00	\$70.00
		21132	CAMDEN	NHP-0076 (203)	6,160	\$100.00	\$168.00	\$292.00	\$144.00
	2022Q2	22114	CAMDEN	NHP-0076 (207)	420	\$30.00	\$200.00	\$115.00	\$125.00

HISTORICAL BID PRICE LISTING
BY REGION

REGION: S

PAY ITEM	CALENDAR QUARTER	CONTRACT NUMBER	COUNTY LOCATION	PROJECT DESCRIPTION	BID QUANTITY	AWARD PRICE	SECOND BIDDER	THIRD BIDDER	ESTIMATE
CONSTRUCTION BARRIER CURB / LF									
159021P	(cont)	22103	BURLINGTON	NHP-0206(333)	1,520	\$65.00	\$120.00	\$0.01	\$50.00
FLASHING ARROW BOARD, 2' X 4' / U									
159024M	2022Q2	22114	CAMDEN	NHP-0076(207)	2	\$3,500	\$100	\$4,000	\$6,000
		22103	BURLINGTON	NHP-0206(333)	4	\$0	\$2,000	\$100	\$2,000
FLASHING ARROW BOARD, 4' X 8' / U									
159027M	2021Q3	21115	CAMDEN	NHP-0038(324)	2	\$1,000			\$1,500
		21132	CAMDEN	NHP-0076(203)	3	\$3,500	\$7,500	\$2,200	\$5,000
		21126	CUMBERLAND	STBGP-0055(302)	4	\$10.00	\$0.01		\$700.00
		21605	BURLINGTON	CMAQ ? 0073(306)	4	\$1.00	\$0.01		\$656.00
	2021Q4	21128	ATLANTIC	NHP-0030(363)	2	\$1,000			\$1,500
		21475	ATLANTIC	NHP-0052(302)	4	\$3,600	\$1,000	\$4,000	\$2,500
		20460	CAMDEN	NHP-D00S(455)	8	\$2,000	\$2,000	\$100	\$1,000
		21455	CAMDEN	STBGP-FLEX-D00S(503)	8	\$1,500	\$2,500	\$2,000	\$2,500
	2022Q1	22406	BURLINGTON	STATE	8	\$50.00	\$0.01	\$100.00	\$1,000
		22407	CUMBERLAND	STATE	8	\$1.00			\$1,000
		22408	ATLANTIC	STATE	8	\$0.01	\$0.01		\$1,000
	2022Q2	22111	BURLINGTON	NHP-0068(301)	2	\$1,200			\$1,500
		22109	CUMBERLAND	NHP-D00S(580)	4	\$1,200			\$1,500
PORTABLE VARIABLE MESSAGE SIGN W/REMOTE / U									
159029M	2021Q3	21132	CAMDEN	NHP-0076(203)	2	\$35,000	\$28,000	\$13,000	\$20,000
		21605	BURLINGTON	CMAQ ? 0073(306)	2	\$18,300	\$18,220		\$6,176
PORTABLE VARIABLE MESSAGE SIGN / U									
159030M	2021Q3	21126	CUMBERLAND	STBGP-0055(302)	4	\$100	\$2,500		\$2,500

HISTORICAL BID PRICE LISTING
BY REGION

REGION: S

PAY ITEM	CALENDAR QUARTER	CONTRACT NUMBER	COUNTY LOCATION	PROJECT DESCRIPTION	BID QUANTITY	AWARD PRICE	SECOND BIDDER	THIRD BIDDER	ESTIMATE
PORTABLE VARIABLE MESSAGE SIGN / U									
159030M	(cont)	21115	CAMDEN	NHP-0038 (324)	8	\$19,500			\$10,000
	2021Q4	21128	ATLANTIC	NHP-0030 (363)	3	\$18,000			\$12,000
		21475	ATLANTIC	NHP-0052 (302)	4	\$12,000	\$5,000	\$18,000	\$2,500
		21455	CAMDEN	STBGP-FLEX-D00S (503)	6	\$1,500	\$5,000	\$5,000	\$3,500
		20460	CAMDEN	NHP-D00S (455)	8	\$4,000	\$4,000	\$100	\$5,000
	2022Q1	22406	BURLINGTON	STATE	8	\$1	\$0	\$5,500	\$5,000
		22407	CUMBERLAND	STATE	8	\$100.00			\$5,000
		22408	ATLANTIC	STATE	8	\$0.01	\$0.01		\$5,000
	2022Q2	22111	BURLINGTON	NHP-0068 (301)	2	\$18,000			\$1,547
		22109	CUMBERLAND	NHP-D00S (580)	4	\$18,000			\$6,000

PORTABLE TRAILER MOUNTED CCTV CAMERA ASS / U									
159032M	2021Q3	21132	CAMDEN	NHP-0076 (203)	3	\$1,500	\$36,000	\$24,000	\$30,000

TEMPORARY CRASH CUSHION, INERTIAL BARRIE / U									
159051M	2022Q2	22103	BURLINGTON	NHP-0206 (333)	3	\$5,000	\$16,000	\$3,000	\$6,000

TEMPORARY CRASH CUSHION, INERTIAL BARRIE / U									
159054M	2021Q3	21132	CAMDEN	NHP-0076 (203)	4	\$3,500	\$6,500	\$12,000	\$9,600
	2022Q2	22103	BURLINGTON	NHP-0206 (333)	3	\$4,175	\$10,000	\$3,000	\$8,750

HISTORICAL BID PRICE LISTING
BY REGION

REGION: S

PAY ITEM	CALENDAR QUARTER	CONTRACT NUMBER	COUNTY LOCATION	PROJECT DESCRIPTION	BID QUANTITY	AWARD PRICE	SECOND BIDDER	THIRD BIDDER	ESTIMATE
TRAFFIC CONTROL TRUCK WITH MOUNTED CRASH / U									
159108M	2021Q3	21605	BURLINGTON	CMAQ ? 0073 (306)	2	\$12,200	\$0		\$10,000
		21132	CAMDEN	NHP-0076 (203)	3	\$5,000	\$24,000	\$28,000	\$10,000
		21115	CAMDEN	NHP-0038 (324)	4	\$10,000			\$10,000
		21126	CUMBERLAND	STBGP-0055 (302)	4	\$200.00	\$0.01		\$10,000
	2021Q4	21128	ATLANTIC	NHP-0030 (363)	2	\$6,500			\$5,000
		21475	ATLANTIC	NHP-0052 (302)	4	\$60,000	\$5,000	\$30,000	\$10,000
		20460	CAMDEN	NHP-D00S (455)	8	\$5,000	\$5,000	\$2,000	\$15,000
		21455	CAMDEN	STBGP-FLEX-D00S (503)	8	\$20,000	\$20,000	\$20,000	\$20,000
	2022Q1	22406	BURLINGTON	STATE	8	\$500.00	\$0.01	\$0.01	\$15,000
		22407	CUMBERLAND	STATE	8	\$10.00			\$15,000
		22408	ATLANTIC	STATE	8	\$0.01	\$0.01		\$15,000
	2022Q2	22114	CAMDEN	NHP-0076 (207)	1	\$15,000	\$35,000	\$15,000	\$15,000
		22109	CUMBERLAND	NHP-D00S (580)	2	\$7,500			\$10,000
		22111	BURLINGTON	NHP-0068 (301)	2	\$7,500			\$10,000
		22103	BURLINGTON	NHP-0206 (333)	4	\$10,000	\$6,000	\$250	\$10,000

REMOVABLE BLACK LINE MASKING TAPE, 6" / LF									
159114M	2021Q3	21132	CAMDEN	NHP-0076 (203)	594,100	\$1.00	\$2.50	\$2.50	\$2.00

TEMPORARY PAVEMENT MARKING TAPE, 4" / LF									
159120M	2021Q4	21475	ATLANTIC	NHP-0052 (302)	2,000	\$3.50	\$4.00	\$1.50	\$3.00
	2022Q2	22103	BURLINGTON	NHP-0206 (333)	29,300	\$0.66	\$1.65	\$0.10	\$2.00

HMA PATCH / T									
159138M	2021Q3	21126	CUMBERLAND	STBGP-0055 (302)	15	\$1	\$1,500		\$230.00
		21115	CAMDEN	NHP-0038 (324)	50	\$400.00			\$300.00
		21132	CAMDEN	NHP-0076 (203)	113	\$350.00	\$452.00	\$570.00	\$360.00
	2021Q4	21128	ATLANTIC	NHP-0030 (363)	26	\$800.00			\$150.00

HISTORICAL BID PRICE LISTING
BY REGION

REGION: S

PAY ITEM	CALENDAR QUARTER	CONTRACT NUMBER	COUNTY LOCATION	PROJECT DESCRIPTION	BID QUANTITY	AWARD PRICE	SECOND BIDDER	THIRD BIDDER	ESTIMATE

HMA PATCH / T									
159138M	(cont)	21475	ATLANTIC	NHP-0052 (302)	50	\$600.00	\$167.00	\$750.00	\$300.00
	2022Q1	22406	BURLINGTON	STATE	100	\$1.00	\$0.01	\$160.00	\$150.00
		22407	CUMBERLAND	STATE	100	\$1.00			\$150.00
		22408	ATLANTIC	STATE	100	\$0.01	\$0.01		\$150.00
	2022Q2	22114	CAMDEN	NHP-0076 (207)	1	\$190	\$2,000	\$400	\$400.00
		22111	BURLINGTON	NHP-0068 (301)	10	\$1,000			\$60.00
		22109	CUMBERLAND	NHP-D00S (580)	20	\$700.00			\$180.00

TRAFFIC DIRECTOR, FLAGGER / HOUR									
159141M	2021Q3	21115	CAMDEN	NHP-0038 (324)	500	\$137.00			\$50.00
	2021Q4	20460	CAMDEN	NHP-D00S (455)	250	\$100.00	\$100.00	\$20.00	\$60.00
		21455	CAMDEN	STBGP-FLEX-D00S (503)	800	\$1.00	\$2.00	\$0.01	\$75.00
		21475	ATLANTIC	NHP-0052 (302)	1,000	\$85.00	\$90.00	\$125.00	\$75.00
	2022Q1	22423	CAMDEN	N/A	150	\$1.00	\$80.00	\$1.00	\$75.00
		22407	CUMBERLAND	STATE	1,000	\$125.00			\$60.00
		22407	CUMBERLAND	STATE	1,000	\$0.01			\$70.00
		22408	ATLANTIC	STATE	1,000	\$0.01	\$0.01		\$60.00
		22408	ATLANTIC	STATE	1,000	\$0.01	\$0.01		\$70.00
		22406	BURLINGTON	STATE	2,000	\$1.00	\$0.01	\$0.01	\$60.00
	2022Q2	22103	BURLINGTON	NHP-0206 (333)	300	\$0.01	\$90.00	\$150.00	\$80.00
		22111	BURLINGTON	NHP-0068 (301)	1,000	\$137.00			\$50.00
		22109	CUMBERLAND	NHP-D00S (580)	2,500	\$142.00			\$80.00

EMERGENCY TOWING SERVICE / U									
159144M	2021Q3	21132	CAMDEN	NHP-0076 (203)	1	\$500	\$180	\$1,100	\$800.00
		21115	CAMDEN	NHP-0038 (324)	5	\$100.00			\$100.00
	2021Q4	21128	ATLANTIC	NHP-0030 (363)	2	\$100.00			\$500.00
	2022Q1	22406	BURLINGTON	STATE	1	\$1.00	\$0.01	\$500.00	\$5,000

HISTORICAL BID PRICE LISTING
 BY REGION

REGION: S

PAY ITEM	CALENDAR QUARTER	CONTRACT NUMBER	COUNTY LOCATION	PROJECT DESCRIPTION	BID QUANTITY	AWARD PRICE	SECOND BIDDER	THIRD BIDDER	ESTIMATE
EMERGENCY TOWING SERVICE / U									
159144M	(cont)	22407	CUMBERLAND	STATE	1	\$1.00			\$5,000
		22408	ATLANTIC	STATE	1	\$0.01	\$0.01		\$5,000
	2022Q2	22111	BURLINGTON	NHP-0068 (301)	4	\$100.00			\$100.00

CONSTRUCTION BARRIER CURB, MOVABLE SYSTE / LF									
159175P	2021Q3	21132	CAMDEN	NHP-0076 (203)	5,908	\$800	\$1,900	\$620	\$600.00

SNOW REMOVAL / LS									
159190M	2021Q3	21132	CAMDEN	NHP-0076 (203)	1	\$100	\$285,000	\$18,000	\$48,000

HISTORICAL BID PRICE LISTING
 BY REGION

REGION: S

PAY ITEM	CALENDAR QUARTER	CONTRACT NUMBER	COUNTY LOCATION	PROJECT DESCRIPTION	BID QUANTITY	AWARD PRICE	SECOND BIDDER	THIRD BIDDER	ESTIMATE

TEMP CRASH CUSH, COMP BAR, TYPE 2, NARR / U									
159200M	2022Q2	22114	CAMDEN	NHP-0076(207)	3	\$1,000	\$5,000	\$9,700	\$10,000

TEMP CRASH CUSH, COMP, TYPE 3, NARROW / U									
159212M	2021Q3	21132	CAMDEN	NHP-0076(203)	5	\$500	\$18,705	\$14,000	\$24,000

HISTORICAL BID PRICE LISTING
BY REGION

REGION: S

PAY ITEM	CALENDAR QUARTER	CONTRACT NUMBER	COUNTY LOCATION	PROJECT DESCRIPTION	BID QUANTITY	AWARD PRICE	SECOND BIDDER	THIRD BIDDER	ESTIMATE

TRAFFIC STRIPES, LATEX, 4" / LF									
159300M	2021Q3	21126	CUMBERLAND	STBGP-0055 (302)	217,724	\$0.01			\$0.50
		21115	CAMDEN	NHP-0038 (324)	400,000	\$0.29	\$0.20		\$0.25
	2021Q4	21128	ATLANTIC	NHP-0030 (363)	528,550	\$0.32			\$0.40
	2022Q1	22407	CUMBERLAND	STATE	150,000	\$1.00			\$0.28
		22408	ATLANTIC	STATE	150,000	\$1.00	\$0.25		\$0.28
		22408	ATLANTIC	STATE	232,294	\$0.01	\$0.13		\$0.30
		22406	BURLINGTON	STATE	315,940	\$0.10	\$0.01	\$0.01	\$0.30
		22407	CUMBERLAND	STATE	396,388	\$0.01			\$0.30
	2022Q2	22114	CAMDEN	NHP-0076 (207)	1,300	\$1.00	\$1.00	\$1.25	\$0.25
		22109	CUMBERLAND	NHP-D00S (580)	252,207	\$0.31			\$1.00
		22111	BURLINGTON	NHP-0068 (301)	576,600	\$0.33			\$0.50

TRAFFIC STRIPES, LATEX, 6" / LF									
159301M	2021Q3	21132	CAMDEN	NHP-0076 (203)	796,400	\$0.25	\$0.41	\$0.40	\$0.50
	2022Q1	22407	CUMBERLAND	STATE	37,500	\$0.01			\$0.43
		22408	ATLANTIC	STATE	37,500	\$0.01	\$0.01		\$0.43

TRAFFIC STRIPES, LATEX, 8" / LF									
159302M	2021Q3	21115	CAMDEN	NHP-0038 (324)	2,320	\$0.30			\$0.25
		21126	CUMBERLAND	STBGP-0055 (302)	6,100	\$0.01	\$0.01		\$1.00
	2022Q1	22408	ATLANTIC	STATE	1,594	\$0.01	\$0.01		\$0.60
		22407	CUMBERLAND	STATE	2,706	\$0.01			\$0.60
		22407	CUMBERLAND	STATE	10,000	\$0.01			\$0.55
		22408	ATLANTIC	STATE	10,000	\$0.01	\$0.01		\$0.55
		22406	BURLINGTON	STATE	32,192	\$0.11	\$0.10	\$0.11	\$0.60

TRAFFIC MARKINGS LINES, LATEX, 4" / LF									
159310M	2022Q1	22407	CUMBERLAND	STATE	500	\$0.01			\$0.55

HISTORICAL BID PRICE LISTING
BY REGION

REGION: S

PAY ITEM	CALENDAR QUARTER	CONTRACT NUMBER	COUNTY LOCATION	PROJECT DESCRIPTION	BID QUANTITY	AWARD PRICE	SECOND BIDDER	THIRD BIDDER	ESTIMATE

TRAFFIC MARKINGS LINES, LATEX, 4" / LF									
159310M	(cont)	22408	ATLANTIC	STATE	500	\$0.01	\$0.01		\$0.55

TRAFFIC MARKINGS LINES, LATEX, 8" / LF									
159312M	2021Q3	21132	CAMDEN	NHP-0076 (203)	26,400	\$0.30	\$0.55	\$0.60	\$1.00
		21115	CAMDEN	NHP-0038 (324)	49,000	\$0.12			\$0.50
	2021Q4	21128	ATLANTIC	NHP-0030 (363)	21,560	\$0.48			\$0.50
	2022Q1	22407	CUMBERLAND	STATE	500	\$0.01			\$0.83
		22408	ATLANTIC	STATE	500	\$0.01	\$0.31		\$0.83
		22408	ATLANTIC	STATE	1,040	\$0.01	\$0.01		\$0.60
		22407	CUMBERLAND	STATE	3,128	\$0.01			\$0.60
		22406	BURLINGTON	STATE	5,382	\$0.11	\$0.10	\$0.11	\$0.60
	2022Q2	22111	BURLINGTON	NHP-0068 (301)	22,500	\$0.34			\$1.00

TRAFFIC MARKINGS LINES, LATEX, 12" / LF									
159313M	2022Q2	22111	BURLINGTON	NHP-0068 (301)	1,800	\$0.36			\$1.00

TRAFFIC MARKINGS LINES, LATEX, 24" / LF									
159314M	2021Q3	21126	CUMBERLAND	STBGP-0055 (302)	990	\$0.01	\$0.01		\$2.50
		21115	CAMDEN	NHP-0038 (324)	6,300	\$0.90			\$0.50
	2021Q4	21128	ATLANTIC	NHP-0030 (363)	11,215	\$1.20			\$2.00
	2022Q1	22408	ATLANTIC	STATE	418	\$0.01	\$0.01		\$1.80
		22407	CUMBERLAND	STATE	2,500	\$0.01			\$3.30
		22408	ATLANTIC	STATE	2,500	\$0.01	\$0.51		\$3.30
		22407	CUMBERLAND	STATE	3,584	\$0.01			\$1.80
		22406	BURLINGTON	STATE	9,230	\$0.40	\$0.25	\$0.41	\$1.80
	2022Q2	22111	BURLINGTON	NHP-0068 (301)	12,000	\$0.48			\$1.00

HISTORICAL BID PRICE LISTING
 BY REGION

REGION: S

PAY ITEM	CALENDAR QUARTER	CONTRACT NUMBER	COUNTY LOCATION	PROJECT DESCRIPTION	BID QUANTITY	AWARD PRICE	SECOND BIDDER	THIRD BIDDER	ESTIMATE
-----	-----	-----	-----	-----	-----	-----	-----	-----	-----
TRAFFIC MARKINGS	SYMBOLS,	LATEX / SF							
159320M	2021Q3	21115	CAMDEN	NHP-0038 (324)	2,900	\$1.20			\$2.00
	2021Q4	21128	ATLANTIC	NHP-0030 (363)	1,500	\$2.40			\$2.00
	2022Q1	22408	ATLANTIC	STATE	278	\$0.01	\$0.01		\$1.80
		22407	CUMBERLAND	STATE	1,250	\$0.01			\$5.50
		22408	ATLANTIC	STATE	1,250	\$0.01	\$1.00		\$5.50
		22407	CUMBERLAND	STATE	2,372	\$0.01			\$1.80
		22406	BURLINGTON	STATE	6,470	\$0.50	\$0.50	\$0.52	\$1.80
	2022Q2	22111	BURLINGTON	NHP-0068 (301)	13,500	\$0.60			\$0.50

HISTORICAL BID PRICE LISTING
BY REGION

REGION: S

PAY ITEM	CALENDAR QUARTER	CONTRACT NUMBER	COUNTY LOCATION	PROJECT DESCRIPTION	BID QUANTITY	AWARD PRICE	SECOND BIDDER	THIRD BIDDER	ESTIMATE

FUEL PRICE ADJUSTMENT / DOLL									
160004M	2021Q3	21115	CAMDEN	NHP-0038 (324)	1	\$3,200			\$3,200
		21126	CUMBERLAND	STBGP-0055 (302)	1	\$2,000	\$2,000		\$2,000
		21132	CAMDEN	NHP-0076 (203)	1	\$29,400	\$29,400	\$29,400	\$29,400
	2022Q1	22423	CAMDEN	N/A	1,000	\$1.00	\$1.00	\$1.00	\$1.00
		22408	ATLANTIC	STATE	28,500	\$1.00	\$1.00		\$1.00
		22406	BURLINGTON	STATE	33,400	\$1.00	\$1.00	\$1.00	\$1.00
		22407	CUMBERLAND	STATE	39,000	\$1.00			\$1.00
	2022Q2	22103	BURLINGTON	NHP-0206 (333)	1	\$11,700	\$11,700	\$11,700	\$11,700
		22111	BURLINGTON	NHP-0068 (301)	1	\$1,000			\$1,000
		22114	CAMDEN	NHP-0076 (207)	1	\$600.00	\$600.00	\$600.00	\$600.00

ASPHALT PRICE ADJUSTMENT / DOLL									
160007M	2021Q3	21115	CAMDEN	NHP-0038 (324)	1	\$9,100			\$9,100
		21126	CUMBERLAND	STBGP-0055 (302)	1	\$9,000	\$9,000		\$9,000
		21132	CAMDEN	NHP-0076 (203)	1	\$68,400	\$68,400	\$68,400	\$68,400
	2022Q1	22408	ATLANTIC	STATE	42,700	\$1.00	\$1.00		\$1.00
		22407	CUMBERLAND	STATE	59,400	\$1.00			\$1.00
		22406	BURLINGTON	STATE	76,100	\$1.00	\$1.00	\$1.00	\$1.00
	2022Q2	22103	BURLINGTON	NHP-0206 (333)	1	\$21,500	\$21,500	\$21,500	\$21,500
		22111	BURLINGTON	NHP-0068 (301)	1	\$13,300			\$13,300
		22114	CAMDEN	NHP-0076 (207)	1	\$800.00	\$800.00	\$800.00	\$800.00

HISTORICAL BID PRICE LISTING
BY REGION

REGION: S

PAY ITEM	CALENDAR QUARTER	CONTRACT NUMBER	COUNTY LOCATION	PROJECT DESCRIPTION	BID QUANTITY	AWARD PRICE	SECOND BIDDER	THIRD BIDDER	ESTIMATE
FINAL CLEANUP / LS									
161003P	2021Q3	21115	CAMDEN	NHP-0038 (324)	1	\$25,000			\$15,000
		21126	CUMBERLAND	STBGP-0055 (302)	1	\$1.00	\$100.00		\$8,500
		21132	CAMDEN	NHP-0076 (203)	1	\$100	\$3,600	\$58,000	\$50,000
		21605	BURLINGTON	CMAQ ? 0073 (306)	1	\$1.00	\$0.01		\$8,500
	2021Q4	20460	CAMDEN	NHP-D00S (455)	1	\$15,000	\$15,000	\$93,744	\$5,000
		20460	CAMDEN	NHP-D00S (455)	1	\$15,000	\$15,000	\$93,744	\$5,000
		20460	CAMDEN	NHP-D00S (455)	1	\$8,800	\$8,800	\$40,759	\$5,000
		20460	CAMDEN	NHP-D00S (455)	1	\$18,800	\$18,800	\$129,649	\$5,000
		20460	CAMDEN	NHP-D00S (455)	1	\$12,000	\$12,000	\$40,694	\$5,000
		20460	CAMDEN	NHP-D00S (455)	1	\$40,000	\$40,000	\$147,921	\$5,000
		20460	CAMDEN	NHP-D00S (455)	1	\$11,600	\$11,600	\$53,870	\$5,000
		21128	ATLANTIC	NHP-0030 (363)	1	\$32,000			\$8,500
	2022Q1	22457	SALEM	N/A	1	\$5,000	\$700,000	\$1,530,000	\$15,000
	2022Q2	22103	BURLINGTON	NHP-0206 (333)	1	\$20,071	\$500	\$1	\$20,000
		22109	CUMBERLAND	NHP-D00S (580)	1	\$38,000			\$8,500
		22111	BURLINGTON	NHP-0068 (301)	1	\$38,000			\$8,500
		22114	CAMDEN	NHP-0076 (207)	1	\$7,500	\$100	\$1,000	\$10,000

HISTORICAL BID PRICE LISTING
 BY REGION

REGION: S

PAY ITEM	CALENDAR QUARTER	CONTRACT NUMBER	COUNTY LOCATION	PROJECT DESCRIPTION	BID QUANTITY	AWARD PRICE	SECOND BIDDER	THIRD BIDDER	ESTIMATE
VIBRATION MONITORING / LS									
162006P	2021Q3	21132	CAMDEN	NHP-0076 (203)	1	\$20,000	\$75,000	\$150,000	\$25,000
		21132	CAMDEN	NHP-0076 (203)	1	\$45,000	\$75,000	\$150,000	\$20,000
	2022Q2	22114	CAMDEN	NHP-0076 (207)	1	\$10,000	\$35,000	\$21,000	\$75,000

HISTORICAL BID PRICE LISTING
BY REGION

REGION: S

PAY ITEM	CALENDAR QUARTER	CONTRACT NUMBER	COUNTY LOCATION	PROJECT DESCRIPTION	BID QUANTITY	AWARD PRICE	SECOND BIDDER	THIRD BIDDER	ESTIMATE
CLEARING SITE / LS									
201003P	2021Q3	21115	CAMDEN	NHP-0038 (324)	1	\$74,000			\$85,000
		21126	CUMBERLAND	STBGP-0055 (302)	1	\$40,000	\$40,000		\$40,000
		21132	CAMDEN	NHP-0076 (203)	1	\$500,000	\$500,000	\$500,000	\$500,000
		21605	BURLINGTON	CMAQ ? 0073 (306)	1	\$17,570	\$16,000		\$40,000
	2021Q4	21128	ATLANTIC	NHP-0030 (363)	1	\$39,000			\$40,000
		21475	ATLANTIC	NHP-0052 (302)	1	\$48,000	\$30,000	\$40,000	\$20,000
	2022Q1	22406	BURLINGTON	STATE	1	\$33,327	\$5,000	\$5,000	\$20,000
		22407	CUMBERLAND	STATE	1	\$5,000			\$20,000
		22408	ATLANTIC	STATE	1	\$5,000	\$50,000		\$20,000
		22457	SALEM	N/A	1	\$5,000	\$150,000	\$5,900	\$85,000
	2022Q2	22103	BURLINGTON	NHP-0206 (333)	1	\$150,000	\$150,000	\$150,000	\$150,000
		22109	CUMBERLAND	NHP-D00S (580)	1	\$40,000			\$40,000
		22111	BURLINGTON	NHP-0068 (301)	1	\$40,000			\$40,000
		22114	CAMDEN	NHP-0076 (207)	1	\$50,000	\$50,000	\$50,000	\$50,000

CLEARING SITE, BRIDGE () / LS									
201006P	2021Q3	21132	CAMDEN	NHP-0076 (203)	1	\$3,100,000	\$3,100,000	\$3,100,000	\$3,100,000

CLEARING SITE, STRUCTURE () / LS									
201009P	2021Q3	21132	CAMDEN	NHP-0076 (203)	1	\$90,000	\$90,000	\$90,000	\$90,000
		21132	CAMDEN	NHP-0076 (203)	1	\$37,500	\$37,500	\$37,500	\$37,500
		21132	CAMDEN	NHP-0076 (203)	1	\$27,500	\$27,500	\$27,500	\$27,500
		21132	CAMDEN	NHP-0076 (203)	1	\$262,500	\$262,500	\$262,500	\$262,500
		21132	CAMDEN	NHP-0076 (203)	1	\$167,500	\$167,500	\$167,500	\$167,500
		21132	CAMDEN	NHP-0076 (203)	1	\$45,000	\$45,000	\$45,000	\$45,000
		21132	CAMDEN	NHP-0076 (203)	1	\$57,500	\$57,500	\$57,500	\$57,500
		21132	CAMDEN	NHP-0076 (203)	1	\$40,000	\$40,000	\$40,000	\$40,000
		21132	CAMDEN	NHP-0076 (203)	1	\$40,000	\$40,000	\$40,000	\$40,000

RESET MONITORING WELL BOX / U									
201020M	2022Q2	22103	BURLINGTON	NHP-0206 (333)	7	\$700.00	\$430.00	\$500.00	\$5,950

HISTORICAL BID PRICE LISTING
 BY REGION

REGION: S

PAY ITEM	CALENDAR QUARTER	CONTRACT NUMBER	COUNTY LOCATION	PROJECT DESCRIPTION	BID QUANTITY	AWARD PRICE	SECOND BIDDER	THIRD BIDDER	ESTIMATE
SEALING OF ABANDONED WELL / U									
201030M	2021Q3	21132	CAMDEN	NHP-0076(203)	3	\$100	\$1	\$2,200	\$2,000

TEMPORARY SHIELDING / LS									
201039P	2021Q3	21132	CAMDEN	NHP-0076(203)	1	\$50,000	\$536,000	\$340,000	\$440,000

HISTORICAL BID PRICE LISTING
BY REGION

REGION: S

PAY ITEM	CALENDAR QUARTER	CONTRACT NUMBER	COUNTY LOCATION	PROJECT DESCRIPTION	BID QUANTITY	AWARD PRICE	SECOND BIDDER	THIRD BIDDER	ESTIMATE

STRIPPING / ACRE									
202003P	2021Q3	21132	CAMDEN	NHP-0076 (203)	3	\$20,000	\$12,000	\$12,000	\$18,000
	2022Q2	22103	BURLINGTON	NHP-0206 (333)	2	\$10,000	\$5,000	\$100	\$9,500

EXCAVATION, TEST PIT / CY									
202006M	2021Q3	21605	BURLINGTON	CMAQ ? 0073 (306)	5	\$320.00	\$500.00		\$190.00
		21132	CAMDEN	NHP-0076 (203)	10	\$700.00	\$650.00	\$150.00	\$240.00
	2022Q1	22423	CAMDEN	N/A	15	\$1.00	\$250.00	\$1.00	\$10.00
	2022Q2	22114	CAMDEN	NHP-0076 (207)	8	\$750	\$1,100	\$460	\$400.00

EXCAVATION, UNCLASSIFIED / CY									
202009P	2021Q3	21132	CAMDEN	NHP-0076 (203)	102	\$100.00	\$910.00	\$910.00	\$212.00
		21132	CAMDEN	NHP-0076 (203)	3,000	\$45.00	\$49.00	\$37.00	\$70.00
		21132	CAMDEN	NHP-0076 (203)	9,122	\$39.00	\$30.00	\$42.00	\$30.00
	2022Q1	22406	BURLINGTON	STATE	100	\$25.00	\$1.00	\$25.00	\$75.00
		22407	CUMBERLAND	STATE	100	\$5.00			\$75.00
		22408	ATLANTIC	STATE	100	\$5.00	\$1.00		\$75.00
		22407	CUMBERLAND	STATE	1,000	\$0.01			\$27.00
		22408	ATLANTIC	STATE	1,000	\$0.01	\$0.01		\$27.00
	2022Q2	22103	BURLINGTON	NHP-0206 (333)	79	\$30.00	\$56.00	\$60.00	\$70.00
		22103	BURLINGTON	NHP-0206 (333)	107	\$30.00	\$42.00	\$60.00	\$50.00
		22103	BURLINGTON	NHP-0206 (333)	361	\$30.00	\$25.00	\$60.00	\$30.00
		22103	BURLINGTON	NHP-0206 (333)	9,480	\$30.00	\$30.00	\$0.01	\$55.00

REMOVAL OF PAVEMENT / SY									
202021P	2021Q3	21132	CAMDEN	NHP-0076 (203)	11,244	\$25.00	\$18.00	\$48.00	\$15.00
	2022Q2	22114	CAMDEN	NHP-0076 (207)	1,074	\$100.00	\$35.00	\$88.00	\$49.00

HISTORICAL BID PRICE LISTING
BY REGION

REGION: S

PAY ITEM	CALENDAR QUARTER	CONTRACT NUMBER	COUNTY LOCATION	PROJECT DESCRIPTION	BID QUANTITY	AWARD PRICE	SECOND BIDDER	THIRD BIDDER	ESTIMATE

REMOVAL OF PAVEMENT / SY									
202021P	(cont)	22103	BURLINGTON	NHP-0206(333)	7,908	\$30.00	\$8.70	\$3.00	\$40.00

DISPOSAL OF REGULATED MATERIAL / T									
202024M	2021Q4	22417	BURLINGTON	N/A	50	\$0.01	\$50.00	\$50.00	\$100.00
		22414	BURLINGTON	N/A	75	\$20.00	\$0.01	\$55.00	\$70.00
		22436	BURLINGTON	N/A	75	\$106.00	\$110.00	\$300.00	\$95.00
		22420	CUMBERLAND	N/A	80	\$50.00	\$65.00		\$50.00
		22433	CAMDEN	100% State	1,000	\$10.00	\$50.00	\$50.00	\$85.00

ACID PRODUCING SOIL REMEDIATION / SY									
202036P	2021Q3	21132	CAMDEN	NHP-0076(203)	10,000	\$0.01	\$0.40	\$6.31	\$1.00
	2022Q2	22114	CAMDEN	NHP-0076(207)	25	\$5.00	\$1.00	\$25.00	\$5.00

DISPOSAL OF ACID PRODUCING SOIL / T									
202039M	2021Q3	21132	CAMDEN	NHP-0076(203)	8,005	\$8.00	\$22.00	\$81.00	\$60.00
	2022Q2	22114	CAMDEN	NHP-0076(207)	15	\$50.00	\$20.00	\$100.00	\$100.00

DREDGE, TRANS AND PLACE TO CDF / CY									
202041M	2022Q1	22457	SALEM	N/A	850,000	\$4.90	\$6.50	\$8.10	\$7.50

HISTORICAL BID PRICE LISTING
BY REGION

REGION: S

PAY ITEM	CALENDAR QUARTER	CONTRACT NUMBER	COUNTY LOCATION	PROJECT DESCRIPTION	BID QUANTITY	AWARD PRICE	SECOND BIDDER	THIRD BIDDER	ESTIMATE
I-8 SOIL AGGREGATE / CY									
203007P	2022Q2	22114	CAMDEN	NHP-0076 (207)	453	\$100.00	\$25.00	\$65.00	\$100.00
I-9 SOIL AGGREGATE / CY									
203009P	2021Q3	21132	CAMDEN	NHP-0076 (203)	2,200	\$70.00	\$69.00	\$56.00	\$80.00
	2022Q2	22103	BURLINGTON	NHP-0206 (333)	63	\$60.00	\$200.00	\$200.00	\$100.00
		22103	BURLINGTON	NHP-0206 (333)	79	\$60.00	\$168.00	\$200.00	\$100.00
		22103	BURLINGTON	NHP-0206 (333)	286	\$60.00	\$200.00	\$100.00	\$80.00
I-14 SOIL AGGREGATE / CY									
203021P	2021Q3	21132	CAMDEN	NHP-0076 (203)	4,513	\$10.00	\$38.00	\$48.00	\$36.00
GEOTEXTILE / SY									
203040M	2022Q1	22407	CUMBERLAND	STATE	500	\$0.01			\$2.20
		22408	ATLANTIC	STATE	500	\$0.01	\$0.01		\$2.20
GEOGRID REINFORCEMENT / SY									
203043P	2021Q3	21132	CAMDEN	NHP-0076 (203)	2,208	\$6.00	\$11.00	\$7.10	\$24.00
CONTROLLED LOW STRENGTH MATERIAL / CY									
203050M	2021Q3	21132	CAMDEN	NHP-0076 (203)	29	\$1,200	\$231	\$510	\$420.00
	2022Q2	22103	BURLINGTON	NHP-0206 (333)	3	\$1,310	\$770	\$1,000	\$775.00

HISTORICAL BID PRICE LISTING
BY REGION

REGION: S

PAY ITEM	CALENDAR QUARTER	CONTRACT NUMBER	COUNTY LOCATION	PROJECT DESCRIPTION	BID QUANTITY	AWARD PRICE	SECOND BIDDER	THIRD BIDDER	ESTIMATE
SOIL AGGREGATE BASE COURSE, 8" THICK / SY									
302018P	2022Q2	22103	BURLINGTON	NHP-0206(333)	8,733	\$14.00	\$14.00	\$15.00	\$20.00
DENSE-GRADED AGGREGATE BASE COURSE, 4" T / SY									
302033P	2021Q3	21132	CAMDEN	NHP-0076(203)	6,563	\$7.00	\$11.50	\$16.00	\$8.00
DENSE-GRADED AGGREGATE BASE COURSE, 6" T / SY									
302036P	2022Q2	22103	BURLINGTON	NHP-0206(333)	699	\$16.00	\$68.00	\$5.00	\$25.00
		22114	CAMDEN	NHP-0076(207)	821	\$15.00	\$15.00	\$43.00	\$30.00
DENSE-GRADED AGGREGATE BASE COURSE, 7" T / SY									
302039P	2021Q3	21132	CAMDEN	NHP-0076(203)	2,586	\$16.00	\$18.60	\$21.00	\$20.00
DENSE-GRADED AGGREGATE BASE COURSE, 8" T / SY									
302042P	2022Q2	22103	BURLINGTON	NHP-0206(333)	8,573	\$16.50	\$20.00	\$20.00	\$25.00
DENSE-GRADED AGGREGATE BASE COURSE, 12" / SY									
302048P	2021Q3	21132	CAMDEN	NHP-0076(203)	7,720	\$23.00	\$21.60	\$43.00	\$24.00
DENSE-GRADED AGGREGATE BASE COURSE, VARI / CY									
302051P	2022Q1	22406	BURLINGTON	STATE	100	\$25.00	\$1.00	\$85.00	\$65.00
		22408	ATLANTIC	STATE	100	\$5.00	\$1.00		\$65.00
		22407	CUMBERLAND	STATE	110	\$5.00		\$65.00	
		22407	CUMBERLAND	STATE	350	\$0.01		\$44.00	
		22408	ATLANTIC	STATE	350	\$0.01	\$0.01	\$44.00	
	2022Q2	22111	BURLINGTON	NHP-0068(301)	5	\$1,000			\$85.00

HISTORICAL BID PRICE LISTING
 BY REGION

REGION: S

PAY ITEM	CALENDAR QUARTER	CONTRACT NUMBER	COUNTY LOCATION	PROJECT DESCRIPTION	BID QUANTITY	AWARD PRICE	SECOND BIDDER	THIRD BIDDER	ESTIMATE
DENSE-GRADED AGGREGATE BASE COURSE, VARI / CY									
302051P	(cont)	22109	CUMBERLAND	NHP-D00S(580)	10	\$500.00			\$325.00

COARSE AGGREGATE, SIZE NO. 57 / CY									
302060P	2022Q1	22407	CUMBERLAND	STATE	125	\$0.01			\$81.00
		22408	ATLANTIC	STATE	125	\$0.01	\$0.01		\$81.00
	2022Q2	22103	BURLINGTON	NHP-0206(333)	14	\$50.00	\$0.01	\$55.00	\$100.00
		22103	BURLINGTON	NHP-0206(333)	17	\$50.00	\$0.01	\$55.00	\$100.00
		22103	BURLINGTON	NHP-0206(333)	66	\$50.00	\$0.01	\$55.00	\$80.00

HISTORICAL BID PRICE LISTING
 BY REGION

REGION: S

PAY ITEM	CALENDAR QUARTER	CONTRACT NUMBER	COUNTY LOCATION	PROJECT DESCRIPTION	BID QUANTITY	AWARD PRICE	SECOND BIDDER	THIRD BIDDER	ESTIMATE
-----	-----	-----	-----	-----	-----	-----	-----	-----	-----
SEPARATION AND FILTRATION		GEOTEXTILE / SY							
303005P	2021Q3	21132	CAMDEN	NHP-0076(203)	1,304	\$0.01	\$4.75	\$5.20	\$6.00

HISTORICAL BID PRICE LISTING
BY REGION

REGION: S

PAY ITEM	CALENDAR CONTRACT QUARTER NUMBER	COUNTY LOCATION	PROJECT DESCRIPTION	BID QUANTITY	AWARD PRICE	SECOND BIDDER	THIRD BIDDER	ESTIMATE
CONCRETE BASE COURSE, 9" THICK / SY								
304006P	2022Q2 22114	CAMDEN	NHP-0076(207)	723	\$100.00	\$132.00	\$125.00	\$160.00

HISTORICAL BID PRICE LISTING
BY REGION

REGION: S

PAY ITEM	CALENDAR QUARTER	CONTRACT NUMBER	COUNTY LOCATION	PROJECT DESCRIPTION	BID QUANTITY	AWARD PRICE	SECOND BIDDER	THIRD BIDDER	ESTIMATE

HMA MILLING, 3" OR LESS / SY									
401009P	2021Q3	21115	CAMDEN	NHP-0038 (324)	4,295	\$11.00			\$12.00
		21132	CAMDEN	NHP-0076 (203)	16,116	\$7.00	\$6.50	\$9.60	\$6.00
	2022Q1	22408	ATLANTIC	STATE	140,071	\$2.65	\$3.00		\$3.50
		22407	CUMBERLAND	STATE	185,000	\$0.01			\$3.50
		22408	ATLANTIC	STATE	185,000	\$0.01	\$5.50		\$3.50
		22407	CUMBERLAND	STATE	238,605	\$3.50			\$3.00
		22406	BURLINGTON	STATE	289,840	\$2.87	\$2.86	\$3.25	\$3.50
	2022Q2	22114	CAMDEN	NHP-0076 (207)	958	\$10.00	\$20.00	\$16.00	\$30.00
		22111	BURLINGTON	NHP-0068 (301)	7,215	\$8.56			\$11.00
		22103	BURLINGTON	NHP-0206 (333)	17,564	\$8.00	\$7.00	\$12.00	\$28.00

HMA MILLING, MORE THAN 3" TO 6" / SY									
401012P	2021Q3	21132	CAMDEN	NHP-0076 (203)	780	\$10.00	\$5.33	\$9.50	\$20.00
	2022Q1	22407	CUMBERLAND	STATE	18,500	\$0.01			\$2.00
		22408	ATLANTIC	STATE	18,500	\$0.01	\$0.01		\$2.00

CONCRETE MILLING / SY									
401015P	2022Q1	22406	BURLINGTON	STATE	100	\$7.36	\$15.00	\$20.00	\$10.00
		22407	CUMBERLAND	STATE	100	\$10.00			\$10.00
		22408	ATLANTIC	STATE	100	\$0.01	\$0.01		\$10.00
		22407	CUMBERLAND	STATE	2,000	\$0.01			\$8.80
		22408	ATLANTIC	STATE	2,000	\$0.01	\$0.01		\$8.80

MICRO-MILLING / SY									
401017P	2021Q3	21126	CUMBERLAND	STBGP-0055 (302)	8,423	\$12.00	\$25.00		\$6.00
		21115	CAMDEN	NHP-0038 (324)	68,501	\$9.00			\$5.00

HOT MIX ASPHALT PAVEMENT REPAIR / SY									
401021M	2021Q3	21126	CUMBERLAND	STBGP-0055 (302)	200	\$6.00	\$0.01		\$130.00

HISTORICAL BID PRICE LISTING
BY REGION

REGION: S

PAY ITEM	CALENDAR QUARTER	CONTRACT NUMBER	COUNTY LOCATION	PROJECT DESCRIPTION	BID QUANTITY	AWARD PRICE	SECOND BIDDER	THIRD BIDDER	ESTIMATE
HOT MIX ASPHALT PAVEMENT REPAIR / SY									
401021M	(cont)	21115	CAMDEN	NHP-0038 (324)	300	\$160.00			\$70.00
		21132	CAMDEN	NHP-0076 (203)	2,000	\$40.00	\$32.50	\$110.00	\$65.00
	2021Q4	21128	ATLANTIC	NHP-0030 (363)	100	\$250.00			\$150.00
	2022Q1	22407	CUMBERLAND	STATE	100	\$20.00			\$100.00
		22408	ATLANTIC	STATE	118	\$40.00	\$50.00		\$100.00
		22406	BURLINGTON	STATE	146	\$94.43	\$55.00	\$50.00	\$100.00
		22407	CUMBERLAND	STATE	1,500	\$2.00			\$55.00
		22408	ATLANTIC	STATE	1,500	\$2.00	\$0.01		\$55.00
	2022Q2	22109	CUMBERLAND	NHP-D00S (580)	200	\$150.00			\$80.00
		22111	BURLINGTON	NHP-0068 (301)	200	\$150.00			\$67.00
		22114	CAMDEN	NHP-0076 (207)	200	\$28.00	\$15.00	\$85.00	\$80.00

SEALING OF CRACKS IN HOT MIX ASPHALT SUR / LF									
401024M	2021Q3	21126	CUMBERLAND	STBGP-0055 (302)	1,000	\$1.25	\$5.00		\$1.00
		21115	CAMDEN	NHP-0038 (324)	2,000	\$4.00			\$1.00
		21132	CAMDEN	NHP-0076 (203)	4,000	\$5.00	\$0.98	\$3.70	\$5.00
	2021Q4	21128	ATLANTIC	NHP-0030 (363)	2,000	\$2.10			\$3.00
	2022Q1	22407	CUMBERLAND	STATE	2,250	\$2.00			\$1.10
		22408	ATLANTIC	STATE	2,250	\$2.00	\$0.01		\$1.10
	2022Q2	22114	CAMDEN	NHP-0076 (207)	500	\$4.00	\$5.00	\$4.00	\$2.00
		22109	CUMBERLAND	NHP-D00S (580)	1,000	\$4.50			\$2.00
		22111	BURLINGTON	NHP-0068 (301)	2,500	\$8.00			\$2.00

POLYMERIZED JOINT ADHESIVE / LF									
401027M	2021Q3	21132	CAMDEN	NHP-0076 (203)	4,192	\$9.00	\$4.60	\$5.30	\$2.00
		21115	CAMDEN	NHP-0038 (324)	4,400	\$3.00			\$0.50
	2022Q1	22408	ATLANTIC	STATE	116,160	\$0.01	\$0.01		\$1.00

HISTORICAL BID PRICE LISTING
BY REGION

REGION: S

PAY ITEM	CALENDAR QUARTER	CONTRACT NUMBER	COUNTY LOCATION	PROJECT DESCRIPTION	BID QUANTITY	AWARD PRICE	SECOND BIDDER	THIRD BIDDER	ESTIMATE
POLYMERIZED JOINT ADHESIVE / LF									
401027M	(cont)	22407	CUMBERLAND	STATE	200,000	\$0.01			\$0.42
		22408	ATLANTIC	STATE	200,000	\$0.01	\$0.01		\$0.42
		22406	BURLINGTON	STATE	253,176	\$0.20	\$0.23	\$0.36	\$1.00
		22407	CUMBERLAND	STATE	255,360	\$0.01			\$1.00
	2022Q2	22111	BURLINGTON	NHP-0068 (301)	1,900	\$2.40			\$1.00
		22114	CAMDEN	NHP-0076 (207)	3,065	\$3.00	\$0.01	\$5.00	\$3.00

TACK COAT / GAL									
401030M	2021Q3	21132	CAMDEN	NHP-0076 (203)	10,622	\$0.01	\$3.65	\$1.10	\$6.00
		21126	CUMBERLAND	STBGP-0055 (302)	16,089	\$0.01	\$0.01		\$3.00
		21115	CAMDEN	NHP-0038 (324)	69,976	\$3.10			\$0.25
	2021Q4	21128	ATLANTIC	NHP-0030 (363)	35,100	\$3.15			\$2.00
	2022Q1	22408	ATLANTIC	STATE	21,011	\$0.01	\$0.01		\$1.00
		22407	CUMBERLAND	STATE	35,000	\$0.01			\$1.10
		22408	ATLANTIC	STATE	35,000	\$0.01	\$0.01		\$1.10
		22407	CUMBERLAND	STATE	35,791	\$0.01			\$1.00
		22406	BURLINGTON	STATE	43,428	\$0.01	\$0.01	\$0.01	\$1.00
	2022Q2	22114	CAMDEN	NHP-0076 (207)	68	\$15.00	\$0.01	\$0.01	\$5.00
		22103	BURLINGTON	NHP-0206 (333)	2,511	\$0.01	\$4.00	\$9.55	\$1.00
		22109	CUMBERLAND	NHP-D00S (580)	22,300	\$3.25			\$5.00
		22111	BURLINGTON	NHP-0068 (301)	112,710	\$3.20			\$0.50

PRIME COAT / GAL									
401036M	2021Q3	21132	CAMDEN	NHP-0076 (203)	2,268	\$0.01	\$0.01	\$0.01	\$3.00
	2022Q2	22114	CAMDEN	NHP-0076 (207)	109	\$15.00	\$0.01	\$0.01	\$3.00
		22103	BURLINGTON	NHP-0206 (333)	2,111	\$0.01	\$0.01	\$0.01	\$1.00

HOT MIX ASPHALT 9.5 M 64 SURFACE COURSE / T									
401042M	2022Q1	22407	CUMBERLAND	STATE	2,000	\$180.00			\$92.00

HISTORICAL BID PRICE LISTING
BY REGION

REGION: S

PAY ITEM	CALENDAR QUARTER	CONTRACT NUMBER	COUNTY LOCATION	PROJECT DESCRIPTION	BID QUANTITY	AWARD PRICE	SECOND BIDDER	THIRD BIDDER	ESTIMATE
HOT MIX ASPHALT 9.5 M 64 SURFACE COURSE / T									
401042M	(cont)	22408	ATLANTIC	STATE	2,000	\$180.00	\$150.00		\$92.00
		22406	BURLINGTON	STATE	11,277	\$92.89	\$98.00	\$100.00	\$95.00
		22407	CUMBERLAND	STATE	28,661	\$96.00			\$90.00

HOT MIX ASPHALT 9.5 ME SURFACE COURSE / T									
401049M	2022Q1	22407	CUMBERLAND	STATE	2,000	\$175.00			\$90.00
		22408	ATLANTIC	STATE	2,000	\$175.00	\$155.00		\$90.00
		22408	ATLANTIC	STATE	16,822	\$85.00	\$81.00		\$100.00

HOT MIX ASPHALT 12.5 M 64 SURFACE COURSE / T									
401054M	2021Q3	21132	CAMDEN	NHP-0076 (203)	36	\$190.00	\$385.00	\$280.00	\$200.00
	2022Q1	22407	CUMBERLAND	STATE	4,000	\$177.00			\$80.00
		22408	ATLANTIC	STATE	4,000	\$177.00	\$150.00		\$80.00
	2022Q2	22114	CAMDEN	NHP-0076 (207)	236	\$175.00	\$145.00	\$150.00	\$200.00
		22103	BURLINGTON	NHP-0206 (333)	3,181	\$115.00	\$115.00	\$125.00	\$110.00

HMA 12.5 M E SURFACE COURSE / T									
401061M	2022Q1	22407	CUMBERLAND	STATE	4,000	\$172.00			\$84.00
		22408	ATLANTIC	STATE	4,000	\$172.00	\$155.00		\$84.00
	2022Q2	22111	BURLINGTON	NHP-0068 (301)	832	\$233.40			\$206.00

HOT MIX ASPHALT 12.5 M 64 INTERMEDIATE C / T									
401072M	2022Q1	22407	CUMBERLAND	STATE	1,000	\$100.00			\$79.00
		22408	ATLANTIC	STATE	1,000	\$100.00	\$115.00		\$79.00

HMA 12.5 M E INTERMEDIATE COURSE / T									
401079M	2021Q3	21115	CAMDEN	NHP-0038 (324)	743	\$175.00			\$100.00

HISTORICAL BID PRICE LISTING
 BY REGION

REGION: S

PAY ITEM	CALENDAR QUARTER	CONTRACT NUMBER	COUNTY LOCATION	PROJECT DESCRIPTION	BID QUANTITY	AWARD PRICE	SECOND BIDDER	THIRD BIDDER	ESTIMATE

HMA 12.5 M E INTERMEDIATE COURSE / T									
401079M	(cont)	21132	CAMDEN	NHP-0076(203)	4,623	\$90.00	\$110.00	\$98.00	\$132.00

HOT MIX ASPHALT 19 M 64 INTERMEDIATE COU / T									
401084M	2022Q2	22103	BURLINGTON	NHP-0206(333)	2,976	\$105.00	\$120.00	\$150.00	\$100.00

HMA 19 M E INTERMEDIATE COURSE / T									
401091M	2021Q3	21132	CAMDEN	NHP-0076(203)	1,294	\$215.00	\$120.00	\$146.00	\$114.00

HOT MIX ASPHALT 19 M 64 BASE COURSE / T									
401096M	2022Q2	22114	CAMDEN	NHP-0076(207)	120	\$250.00	\$190.00	\$150.00	\$180.00

HOT MIX ASPHALT 25 M 64 BASE COURSE / T									
401099M	2021Q3	21132	CAMDEN	NHP-0076(203)	13,768	\$100.00	\$88.00	\$98.00	\$90.00
	2022Q1	22407	CUMBERLAND	STATE	500	\$75.00			\$75.00
		22408	ATLANTIC	STATE	500	\$75.00	\$105.00		\$75.00
	2022Q2	22103	BURLINGTON	NHP-0206(333)	2,787	\$105.00	\$120.00	\$150.00	\$97.00

HISTORICAL BID PRICE LISTING
 BY REGION

REGION: S

PAY ITEM	CALENDAR QUARTER	CONTRACT NUMBER	COUNTY LOCATION	PROJECT DESCRIPTION	BID QUANTITY	AWARD PRICE	SECOND BIDDER	THIRD BIDDER	ESTIMATE
CORE SAMPLES, HOT MIX ASPHALT / U									
401108M	2021Q3	21132	CAMDEN	NHP-0076 (203)	145	\$200.00	\$148.00	\$110.00	\$240.00
	2022Q1	22408	ATLANTIC	STATE	70	\$0.01	\$0.01		\$110.00
		22407	CUMBERLAND	STATE	120	\$10.00			\$100.00
		22406	BURLINGTON	STATE	145	\$50.00	\$70.00	\$150.00	\$110.00
		22407	CUMBERLAND	STATE	250	\$0.01			\$100.00
		22408	ATLANTIC	STATE	250	\$0.01	\$0.01		\$100.00
	2022Q2	22111	BURLINGTON	NHP-0068 (301)	10	\$300.00			\$839.00
		22114	CAMDEN	NHP-0076 (207)	15	\$50.00	\$200.00	\$500.00	\$160.00

HISTORICAL BID PRICE LISTING
 BY REGION

REGION: S

PAY ITEM	CALENDAR QUARTER	CONTRACT NUMBER	COUNTY LOCATION	PROJECT DESCRIPTION	BID QUANTITY	AWARD PRICE	SECOND BIDDER	THIRD BIDDER	ESTIMATE

ULTRA-THIN FRICTION COURSE / T									
403003M	2021Q3	21126	CUMBERLAND	STBGP-0055 (302)	5,450	\$185.00	\$220.00		\$200.00

POLYMER MODIFIED TACK COAT / GAL									
403005M	2021Q3	21126	CUMBERLAND	STBGP-0055 (302)	26,815	\$2.95	\$0.01		\$5.00

HISTORICAL BID PRICE LISTING
 BY REGION

REGION: S

PAY ITEM	CALENDAR QUARTER	CONTRACT NUMBER	COUNTY LOCATION	PROJECT DESCRIPTION	BID QUANTITY	AWARD PRICE	SECOND BIDDER	THIRD BIDDER	ESTIMATE
STONE MATRIX ASPHALT 12.5 MM SURFACE COU / T									
404006M	2021Q3	21132	CAMDEN	NHP-0076 (203)	4,475	\$160.00	\$141.00	\$150.00	\$150.00
	2022Q1	22407	CUMBERLAND	STATE	1,500	\$195.00			\$120.00
		22408	ATLANTIC	STATE	1,500	\$195.00	\$175.00		\$120.00
		22406	BURLINGTON	STATE	35,328	\$108.39	\$123.50	\$112.55	\$116.00

HISTORICAL BID PRICE LISTING
 BY REGION

REGION: S

PAY ITEM -----	CALENDAR CONTRACT QUARTER NUMBER -----	COUNTY LOCATION -----	PROJECT DESCRIPTION -----	BID QUANTITY -----	AWARD PRICE -----	SECOND BIDDER -----	THIRD BIDDER -----	ESTIMATE -----
UNDERLAYER PREPARATION / SY								
405003P	2021Q3 21132	CAMDEN	NHP-0076(203)	500	\$2.00	\$15.00	\$11.00	\$5.00

HISTORICAL BID PRICE LISTING
 BY REGION

REGION: S

PAY ITEM	CALENDAR QUARTER	CONTRACT NUMBER	COUNTY LOCATION	PROJECT DESCRIPTION	BID QUANTITY	AWARD PRICE	SECOND BIDDER	THIRD BIDDER	ESTIMATE
BINDER RICH INTERMEDIATE COURSE, 4.75MM / T									
407010M	2021Q3	21132	CAMDEN	NHP-0076(203)	150	\$200.00	\$210.00	\$195.00	\$216.00

HISTORICAL BID PRICE LISTING
BY REGION

REGION: S

PAY ITEM	CALENDAR QUARTER	CONTRACT NUMBER	COUNTY LOCATION	PROJECT DESCRIPTION	BID QUANTITY	AWARD PRICE	SECOND BIDDER	THIRD BIDDER	ESTIMATE
MICROPAVING JOINTS / LF									
421007M	2021Q3	21126	CUMBERLAND	STBGP-0055 (302)	20,600	\$4.00	\$5.00		\$4.00
	2021Q4	21128	ATLANTIC	NHP-0030 (363)	3,000	\$3.90			\$5.00
	2022Q2	22111	BURLINGTON	NHP-0068 (301)	17,700	\$4.10			\$5.00
		22109	CUMBERLAND	NHP-D00S (580)	87,008	\$4.10			\$4.00

SLURRY SEAL AGGREGATE, TYPE II / T									
421010M	2021Q3	21126	CUMBERLAND	STBGP-0055 (302)	1,200	\$95.00	\$130.00		\$130.00
		21115	CAMDEN	NHP-0038 (324)	4,795	\$120.25			\$138.00
	2021Q4	21128	ATLANTIC	NHP-0030 (363)	1,908	\$114.63			\$150.00
	2022Q2	22109	CUMBERLAND	NHP-D00S (580)	1,500	\$113.89			\$170.00
		22111	BURLINGTON	NHP-0068 (301)	3,645	\$121.79			\$121.00

SLURRY SEAL EMULSION / GAL									
421011M	2021Q3	21126	CUMBERLAND	STBGP-0055 (302)	35,415	\$8.50	\$12.00		\$12.00
		21115	CAMDEN	NHP-0038 (324)	137,079	\$11.23			\$14.00
	2021Q4	21128	ATLANTIC	NHP-0030 (363)	56,384	\$10.47			\$14.00
	2022Q2	22109	CUMBERLAND	NHP-D00S (580)	44,500	\$10.76			\$18.00
		22111	BURLINGTON	NHP-0068 (301)	108,308	\$11.09			\$12.00

HISTORICAL BID PRICE LISTING
 BY REGION

REGION: S

PAY ITEM	CALENDAR QUARTER	CONTRACT NUMBER	COUNTY LOCATION	PROJECT DESCRIPTION	BID QUANTITY	AWARD PRICE	SECOND BIDDER	THIRD BIDDER	ESTIMATE
FOG SEAL STRIP / LF									
422004M	2022Q1	22407	CUMBERLAND	STATE	5,000	\$0.01			\$1.00
		22408	ATLANTIC	STATE	5,000	\$1.50	\$1.00		\$1.00
		22408	ATLANTIC	STATE	21,591	\$1.00	\$1.00		\$1.50
		22407	CUMBERLAND	STATE	40,791	\$0.01			\$1.50
	2022Q2	22109	CUMBERLAND	NHP-D00S (580)	32,358	\$0.95			\$2.00

HISTORICAL BID PRICE LISTING
 BY REGION

REGION: S

PAY ITEM	CALENDAR QUARTER	CONTRACT NUMBER	COUNTY LOCATION	PROJECT DESCRIPTION	BID QUANTITY	AWARD PRICE	SECOND BIDDER	THIRD BIDDER	ESTIMATE
FULL DEPTH CONCRETE PAVEMENT REPAIR, HMA / SY									
453006M	2021Q3	21115	CAMDEN	NHP-0038 (324)	200	\$250.00			\$120.00
		21132	CAMDEN	NHP-0076 (203)	250	\$250.00	\$294.00	\$400.00	\$200.00
	2022Q1	22406	BURLINGTON	STATE	100	\$112.14	\$50.00	\$200.00	\$200.00
		22408	ATLANTIC	STATE	100	\$40.00	\$50.00		\$200.00
		22407	CUMBERLAND	STATE	244	\$25.00			\$200.00
		22407	CUMBERLAND	STATE	375	\$0.75			\$132.00
		22408	ATLANTIC	STATE	375	\$0.75	\$0.01		\$132.00
	2022Q2	22114	CAMDEN	NHP-0076 (207)	50	\$175.00	\$25.00	\$100.00	\$180.00
		22109	CUMBERLAND	NHP-D00S (580)	200	\$160.00			\$150.00
		22111	BURLINGTON	NHP-0068 (301)	300	\$153.00			\$127.00

HISTORICAL BID PRICE LISTING
 BY REGION

REGION: S

PAY ITEM	CALENDAR QUARTER	CONTRACT NUMBER	COUNTY LOCATION	PROJECT DESCRIPTION	BID QUANTITY	AWARD PRICE	SECOND BIDDER	THIRD BIDDER	ESTIMATE
-----	-----	-----	-----	-----	-----	-----	-----	-----	-----
CLEANING AND SEALING JOINTS AND CRACKS I / LF									
456006M	2021Q3	21132	CAMDEN	NHP-0076(203)	200	\$20.00	\$3.35	\$74.00	\$18.00

HISTORICAL BID PRICE LISTING
 BY REGION

REGION: S

PAY ITEM	CALENDAR QUARTER	CONTRACT NUMBER	COUNTY LOCATION	PROJECT DESCRIPTION	BID QUANTITY	AWARD PRICE	SECOND BIDDER	THIRD BIDDER	ESTIMATE

TEMPORARY SHEETING / SF									
501003P	2021Q3	21132	CAMDEN	NHP-0076 (203)	2,230	\$1.00	\$19.00	\$79.00	\$18.00
		21132	CAMDEN	NHP-0076 (203)	2,300	\$1.00	\$73.00	\$120.00	\$60.00
		21132	CAMDEN	NHP-0076 (203)	15,478	\$0.01	\$0.01	\$0.01	\$80.00
	2022Q2	22103	BURLINGTON	NHP-0206 (333)	602	\$0.01	\$75.00	\$0.01	\$60.00
		22103	BURLINGTON	NHP-0206 (333)	705	\$0.01	\$1.00	\$0.01	\$55.00
		22103	BURLINGTON	NHP-0206 (333)	2,454	\$0.01	\$75.00	\$0.01	\$25.00
		22114	CAMDEN	NHP-0076 (207)	2,560	\$1.00	\$0.01	\$1.00	\$60.00

PERMANENT SHEETING / SF									
501006P	2021Q3	21132	CAMDEN	NHP-0076 (203)	600	\$40.00	\$36.00	\$81.00	\$100.00
		21132	CAMDEN	NHP-0076 (203)	20,000	\$40.00	\$30.00	\$74.00	\$100.00
	2022Q2	22114	CAMDEN	NHP-0076 (207)	2,933	\$8.00	\$59.00	\$74.00	\$100.00

HISTORICAL BID PRICE LISTING
 BY REGION

REGION: S

PAY ITEM	CALENDAR QUARTER	CONTRACT NUMBER	COUNTY LOCATION	PROJECT DESCRIPTION	BID QUANTITY	AWARD PRICE	SECOND BIDDER	THIRD BIDDER	ESTIMATE

FURNISHING DRILLED SHAFT EQUIPMENT / LS									
503003P	2021Q3	21132	CAMDEN	NHP-0076 (203)	1	\$650,000	\$54,000	\$53,000	\$50,000

CROSSHOLE SONIC LOGGING / U									
503012M	2021Q3	21132	CAMDEN	NHP-0076 (203)	8	\$500	\$3,200	\$3,200	\$2,000

DRILLED SHAFT IN SOIL 54" DIAMETER / LF									
503024M	2021Q3	21132	CAMDEN	NHP-0076 (203)	200	\$1,400	\$1,575	\$1,600	\$2,200

OBSTRUCTION REMOVAL / LF									
503048M	2021Q3	21132	CAMDEN	NHP-0076 (203)	4	\$100	\$1,000	\$170	\$570.00
		21132	CAMDEN	NHP-0076 (203)	4	\$100	\$1,000	\$170	\$570.00
		21132	CAMDEN	NHP-0076 (203)	7	\$100	\$1,000	\$170	\$570.00
		21132	CAMDEN	NHP-0076 (203)	7	\$100	\$1,000	\$170	\$570.00
		21132	CAMDEN	NHP-0076 (203)	8	\$100.00	\$390.00	\$390.00	\$570.00
		21132	CAMDEN	NHP-0076 (203)	14	\$100	\$1,000	\$170	\$570.00

HISTORICAL BID PRICE LISTING
 BY REGION

REGION: S

PAY ITEM	CALENDAR QUARTER	CONTRACT NUMBER	COUNTY LOCATION	PROJECT DESCRIPTION	BID QUANTITY	AWARD PRICE	SECOND BIDDER	THIRD BIDDER	ESTIMATE
REINFORCEMENT STEEL, EPOXY-COATED / LB									
504006P	2021Q3	21132	CAMDEN	NHP-0076 (203)	8,640	\$1.85	\$6.00	\$6.00	\$3.00
		21132	CAMDEN	NHP-0076 (203)	60,300	\$1.85	\$1.75	\$8.00	\$3.00

CONCRETE PIER COLUMN AND CAP, HPC / CY									
504026P	2021Q3	21132	CAMDEN	NHP-0076 (203)	120	\$800.00	\$900.00	\$990.00	\$2,500

CONCRETE PIER COLUMN AND CAP / CY									
504027P	2021Q3	21132	CAMDEN	NHP-0076 (203)	180	\$7,000	\$4,000	\$7,149	\$3,300

EPOXY WATERPROOFING / SY									
504036P	2021Q3	21132	CAMDEN	NHP-0076 (203)	34	\$150.00	\$46.00	\$60.00	\$150.00
		21132	CAMDEN	NHP-0076 (203)	800	\$80.00	\$47.00	\$47.00	\$100.00
	2021Q4	20460	CAMDEN	NHP-D00S (455)	1,808	\$30.00	\$30.00	\$38.00	\$60.00
		21475	ATLANTIC	NHP-0052 (302)	15,000	\$54.00	\$55.00	\$75.00	\$45.00

HISTORICAL BID PRICE LISTING
 BY REGION

REGION: S

PAY ITEM	CALENDAR QUARTER	CONTRACT NUMBER	COUNTY LOCATION	PROJECT DESCRIPTION	BID QUANTITY	AWARD PRICE	SECOND BIDDER	THIRD BIDDER	ESTIMATE

PRECAST CONCRETE ABUTMENT WALL / CY									
505056P	2021Q3	21132	CAMDEN	NHP-0076 (203)	210	\$4,000	\$1,800	\$2,700	\$3,100

PREFABRICATED SUPERSTRUCTURE UNITS, HPC / SF									
505066P	2021Q3	21132	CAMDEN	NHP-0076 (203)	49,000	\$215.00	\$215.00	\$260.00	\$350.00

PRECAST CONCRETE SLEEPER SLAB / CY									
505067P	2021Q3	21132	CAMDEN	NHP-0076 (203)	220	\$1,000	\$1,700	\$1,300	\$1,900

PRECAST CONCRETE PIER CAP / CY									
505085P	2021Q3	21132	CAMDEN	NHP-0076 (203)	210	\$1,500	\$2,200	\$3,840	\$2,700

PRECAST CONCRETE MOMENT SLAB / SY									
505098P	2021Q3	21132	CAMDEN	NHP-0076 (203)	120	\$4,000	\$1,800	\$2,000	\$1,700

HISTORICAL BID PRICE LISTING
 BY REGION

REGION: S

PAY ITEM	CALENDAR QUARTER	CONTRACT NUMBER	COUNTY LOCATION	PROJECT DESCRIPTION	BID QUANTITY	AWARD PRICE	SECOND BIDDER	THIRD BIDDER	ESTIMATE
PRECAST CONCRETE		MEDIAN BARRIER, 2' 8" / LF							
505110P	2021Q3	21132	CAMDEN	NHP-0076(203)	690	\$185.00	\$610.00	\$340.00	\$380.00

HISTORICAL BID PRICE LISTING
 BY REGION

REGION: S

PAY ITEM	CALENDAR QUARTER	CONTRACT NUMBER	COUNTY LOCATION	PROJECT DESCRIPTION	BID QUANTITY	AWARD PRICE	SECOND BIDDER	THIRD BIDDER	ESTIMATE
REINFORCED ELASTOMERIC BEARING ASSEMBLY / U									
506006P	2021Q3	21132	CAMDEN	NHP-0076 (203)	248	\$5,000	\$4,200	\$2,800	\$4,100
LUBRICATE BEARING / U									
506013P	2021Q4	20460 21475	CAMDEN ATLANTIC	NHP-D00S (455) NHP-0052 (302)	284 3,000	\$30.00 \$62.00	\$30.00 \$50.00	\$23.00 \$275.00	\$150.00 \$100.00

HISTORICAL BID PRICE LISTING
 BY REGION

REGION: S

PAY ITEM	CALENDAR QUARTER	CONTRACT NUMBER	COUNTY LOCATION	PROJECT DESCRIPTION	BID QUANTITY	AWARD PRICE	SECOND BIDDER	THIRD BIDDER	ESTIMATE

STRIP SEAL EXPANSION JOINT ASSEMBLY / LF									
507015P	2021Q3	21132	CAMDEN	NHP-0076(203)	420	\$400.00	\$540.00	\$380.00	\$540.00

CONCRETE BRIDGE DECK, HPC / CY									
507024P	2021Q3	21132	CAMDEN	NHP-0076(203)	80	\$800	\$1,600	\$1,600	\$750.00

CONCRETE BRIDGE PARAPET, HPC / LF									
507039P	2021Q3	21132	CAMDEN	NHP-0076(203)	690	\$500.00	\$570.00	\$540.00	\$600.00

CONCRETE BRIDGE APPROACH / CY									
507051P	2021Q3	21132	CAMDEN	NHP-0076(203)	500	\$1,000	\$1,010	\$1,300	\$1,000

STEEL 1 BAR BRIDGE RAILING / LF									
507082P	2021Q3	21132	CAMDEN	NHP-0076(203)	630	\$160.00	\$170.00	\$270.00	\$210.00

HISTORICAL BID PRICE LISTING
 BY REGION

REGION: S

PAY ITEM	CALENDAR QUARTER	CONTRACT NUMBER	COUNTY LOCATION	PROJECT DESCRIPTION	BID QUANTITY	AWARD PRICE	SECOND BIDDER	THIRD BIDDER	ESTIMATE
CONCRETE BRIDGE DECK, UHPC / CY									
507123P	2021Q3	21132	CAMDEN	NHP-0076(203)	175	\$10,000	\$14,000	\$12,700	\$11,200

HISTORICAL BID PRICE LISTING
 BY REGION

REGION: S

PAY ITEM	CALENDAR CONTRACT QUARTER NUMBER	COUNTY LOCATION	PROJECT DESCRIPTION	BID QUANTITY	AWARD PRICE	SECOND BIDDER	THIRD BIDDER	ESTIMATE
-----	-----	-----	-----	-----	-----	-----	-----	-----
CLEAN EXISTING SCUPPERS AND PIPES / U								
508005M	2021Q4 21475	ATLANTIC	NHP-0052(302)	600	\$58.00	\$300.00	\$700.00	\$300.00

HISTORICAL BID PRICE LISTING
 BY REGION

REGION: S

PAY ITEM	CALENDAR QUARTER	CONTRACT NUMBER	COUNTY LOCATION	PROJECT DESCRIPTION	BID QUANTITY	AWARD PRICE	SECOND BIDDER	THIRD BIDDER	ESTIMATE
BRIDGE COMB RAILING (1 RAIL, STEEL) / LF									
509150P	2021Q4	21475	ATLANTIC	NHP-0052(302)	50	\$325.00	\$300.00	\$300.00	\$200.00

HISTORICAL BID PRICE LISTING
 BY REGION

REGION: S

PAY ITEM -----	CALENDAR QUARTER -----	CONTRACT NUMBER -----	COUNTY LOCATION -----	PROJECT DESCRIPTION -----	BID QUANTITY -----	AWARD PRICE -----	SECOND BIDDER -----	THIRD BIDDER -----	ESTIMATE -----
TIMBER WALE / CF									
510009P	2021Q4	21475	ATLANTIC	NHP-0052 (302)	350	\$200.00	\$150.00	\$575.00	\$250.00

HISTORICAL BID PRICE LISTING
 BY REGION

REGION: S

PAY ITEM	CALENDAR QUARTER	CONTRACT NUMBER	COUNTY LOCATION	PROJECT DESCRIPTION	BID QUANTITY	AWARD PRICE	SECOND BIDDER	THIRD BIDDER	ESTIMATE
TIDE CLEARANCE GAUGE / U									
511019M	2021Q4	21475	ATLANTIC	NHP-0052 (302)	28	\$2,350	\$1,200	\$9,000	\$2,000

HISTORICAL BID PRICE LISTING
 BY REGION

REGION: S

PAY ITEM	CALENDAR QUARTER	CONTRACT NUMBER	COUNTY LOCATION	PROJECT DESCRIPTION	BID QUANTITY	AWARD PRICE	SECOND BIDDER	THIRD BIDDER	ESTIMATE
-----	-----	-----	-----	-----	-----	-----	-----	-----	-----
OVERHEAD SIGN SUPPORT, STRUCTURE NO. ____ / U									
512012M	2021Q3	21132	CAMDEN	NHP-0076 (203)	1	\$1,100,000	\$850,000	\$840,000	\$430,000
		21132	CAMDEN	NHP-0076 (203)	1	\$1,100,000	\$850,000	\$830,000	\$430,000

HISTORICAL BID PRICE LISTING
 BY REGION

REGION: S

PAY ITEM	CALENDAR QUARTER	CONTRACT NUMBER	COUNTY LOCATION	PROJECT DESCRIPTION	BID QUANTITY	AWARD PRICE	SECOND BIDDER	THIRD BIDDER	ESTIMATE

RETAINING WALL, LOCATION NO. ____ / SF									
513003P	2021Q3	21132	CAMDEN	NHP-0076 (203)	3,850	\$280.00	\$210.00	\$260.00	\$605.00
		21132	CAMDEN	NHP-0076 (203)	5,930	\$360.00	\$271.00	\$350.00	\$605.00

LANDSCAPE RETAINING WALL / SF									
513015P	2022Q2	22103	BURLINGTON	NHP-0206 (333)	208	\$175.00	\$110.00	\$150.00	\$250.00
		22103	BURLINGTON	NHP-0206 (333)	231	\$175.00	\$96.00	\$150.00	\$250.00
		22103	BURLINGTON	NHP-0206 (333)	957	\$175.00	\$84.00	\$150.00	\$200.00

HISTORICAL BID PRICE LISTING
 BY REGION

REGION: S

PAY ITEM	CALENDAR QUARTER	CONTRACT NUMBER	COUNTY LOCATION	PROJECT DESCRIPTION	BID QUANTITY	AWARD PRICE	SECOND BIDDER	THIRD BIDDER	ESTIMATE

CONCRETE DECK REPAIR, TYPE A / SF									
551003M	2021Q4	21475	ATLANTIC	NHP-0052 (302)	1,000	\$44.00	\$55.00	\$100.00	\$75.00

CONCRETE DECK REPAIR, TYPE B / SF									
551006M	2021Q3	21132	CAMDEN	NHP-0076 (203)	1,470	\$115.00	\$235.00	\$135.00	\$210.00
	2021Q4	21475	ATLANTIC	NHP-0052 (302)	10,000	\$90.00	\$65.00	\$150.00	\$93.00

CONCRETE DECK REPAIR, TYPE C / SF									
551009M	2021Q3	21132	CAMDEN	NHP-0076 (203)	490	\$275.00	\$445.00	\$270.00	\$570.00
	2021Q4	21475	ATLANTIC	NHP-0052 (302)	100	\$165.00	\$150.00	\$450.00	\$150.00

POLYESTER POLYMER CONCRETE OVERLAY / SF									
551023M	2021Q3	21132	CAMDEN	NHP-0076 (203)	61,000	\$20.00	\$19.00	\$21.00	\$28.00

HISTORICAL BID PRICE LISTING
 BY REGION

REGION: S

PAY ITEM	CALENDAR QUARTER	CONTRACT NUMBER	COUNTY LOCATION	PROJECT DESCRIPTION	BID QUANTITY	AWARD PRICE	SECOND BIDDER	THIRD BIDDER	ESTIMATE
-----	-----	-----	-----	-----	-----	-----	-----	-----	-----
PRESSURE INJECTION, CONCRETE CRACKS / LF									
552003M	2021Q3	21132	CAMDEN	NHP-0076 (203)	100	\$100.00	\$100.00	\$170.00	\$360.00
	2021Q4	21475	ATLANTIC	NHP-0052 (302)	2,000	\$40.00	\$40.00	\$125.00	\$125.00

HISTORICAL BID PRICE LISTING
 BY REGION

REGION: S

PAY ITEM	CALENDAR QUARTER	CONTRACT NUMBER	COUNTY LOCATION	PROJECT DESCRIPTION	BID QUANTITY	AWARD PRICE	SECOND BIDDER	THIRD BIDDER	ESTIMATE
NEAR-WHITE BLAST CLEANING AND PAINTING / LS									
554009P	2021Q4	21475	ATLANTIC	NHP-0052 (302)	1	\$9,400,500	\$8,815,000	\$9,000,000	\$8,450,000
		21475	ATLANTIC	NHP-0052 (302)	1	\$1,650,000	\$1,490,000	\$2,100,000	\$2,036,000
		21475	ATLANTIC	NHP-0052 (302)	1	\$1,790,000	\$1,493,000	\$2,200,000	\$2,040,000
		21475	ATLANTIC	NHP-0052 (302)	1	\$2,080,000	\$2,015,000	\$4,500,000	\$3,712,000

HISTORICAL BID PRICE LISTING
 BY REGION

REGION: S

PAY ITEM	CALENDAR QUARTER	CONTRACT NUMBER	COUNTY LOCATION	PROJECT DESCRIPTION	BID QUANTITY	AWARD PRICE	SECOND BIDDER	THIRD BIDDER	ESTIMATE
SUBSTRUCTURE CONCRETE REPAIR / SF									
555003M	2021Q3	21132	CAMDEN	NHP-0076 (203)	200	\$500.00	\$289.00	\$420.00	\$490.00
	2021Q4	20460	CAMDEN	NHP-D00S (455)	400	\$50.00	\$50.00	\$80.00	\$350.00
		21475	ATLANTIC	NHP-0052 (302)	5,000	\$110.00	\$300.00	\$325.00	\$250.00

HISTORICAL BID PRICE LISTING
 BY REGION

REGION: S

PAY ITEM	CALENDAR QUARTER	CONTRACT NUMBER	COUNTY LOCATION	PROJECT DESCRIPTION	BID QUANTITY	AWARD PRICE	SECOND BIDDER	THIRD BIDDER	ESTIMATE

18" CORRUGATED ALUMINUM ALLOY PIPE / LF									
601016P	2021Q3	21132	CAMDEN	NHP-0076(203)	185	\$325.00	\$200.00	\$560.00	\$182.40

24" CORRUGATED ALUMINUM ALLOY PIPE / LF									
601020P	2021Q3	21132	CAMDEN	NHP-0076(203)	40	\$375	\$320	\$1,600	\$204.00

8" CORRUGATED STEEL PIPE / LF									
601047P	2021Q3	21132	CAMDEN	NHP-0076(203)	120	\$55.00	\$65.00	\$57.00	\$60.00

HISTORICAL BID PRICE LISTING
BY REGION

REGION: S

PAY ITEM	CALENDAR QUARTER	CONTRACT NUMBER	COUNTY LOCATION	PROJECT DESCRIPTION	BID QUANTITY	AWARD PRICE	SECOND BIDDER	THIRD BIDDER	ESTIMATE

12" REINFORCED CONCRETE PIPE / LF									
601120P	2021Q3	21132	CAMDEN	NHP-0076(203)	4	\$180.00	\$70.00	\$170.00	\$200.00

15" REINFORCED CONCRETE PIPE / LF									
601122P	2021Q3	21132	CAMDEN	NHP-0076(203)	94	\$100.00	\$76.00	\$155.00	\$144.00
	2022Q2	22103	BURLINGTON	NHP-0206(333)	2,443	\$85.00	\$100.00	\$120.00	\$50.00

18" REINFORCED CONCRETE PIPE / LF									
601124P	2021Q3	21132	CAMDEN	NHP-0076(203)	4,782	\$170.00	\$90.00	\$160.00	\$115.00
	2022Q2	22103	BURLINGTON	NHP-0206(333)	1,463	\$86.00	\$110.00	\$130.00	\$70.00

24" REINFORCED CONCRETE PIPE / LF									
601128P	2021Q3	21132	CAMDEN	NHP-0076(203)	287	\$260.00	\$117.00	\$190.00	\$180.00
	2022Q2	22103	BURLINGTON	NHP-0206(333)	831	\$110.00	\$120.00	\$140.00	\$105.00

30" REINFORCED CONCRETE PIPE / LF									
601132P	2022Q2	22103	BURLINGTON	NHP-0206(333)	172	\$150.00	\$135.00	\$175.00	\$140.00

18" REINFORCED CONCRETE PIPE, CLASS IV / LF									
601160P	2022Q2	22103	BURLINGTON	NHP-0206(333)	96	\$95.00	\$124.00	\$150.00	\$150.00

24" REINFORCED CONCRETE PIPE, CLASS IV / LF									
601164P	2022Q2	22103	BURLINGTON	NHP-0206(333)	74	\$135.51	\$125.00	\$160.00	\$74.00

18" REINFORCED CONCRETE PIPE, CLASS V / LF									
601196P	2021Q3	21132	CAMDEN	NHP-0076(203)	16	\$105.00	\$68.00	\$270.00	\$240.00

HISTORICAL BID PRICE LISTING
 BY REGION

REGION: S

PAY ITEM	CALENDAR QUARTER	CONTRACT NUMBER	COUNTY LOCATION	PROJECT DESCRIPTION	BID QUANTITY	AWARD PRICE	SECOND BIDDER	THIRD BIDDER	ESTIMATE

18" REINFORCED CONCRETE END SECTION / U									
601372M	2021Q3	21132	CAMDEN	NHP-0076(203)	1	\$1,900	\$1,360	\$1,800	\$2,400
	2022Q2	22103	BURLINGTON	NHP-0206(333)	1	\$1,800	\$2,028	\$3,000	\$1,500

24" REINFORCED CONCRETE END SECTION / U									
601376M	2022Q2	22103	BURLINGTON	NHP-0206(333)	2	\$2,000	\$3,010	\$4,000	\$2,500

HISTORICAL BID PRICE LISTING
 BY REGION

REGION: S

PAY ITEM	CALENDAR QUARTER	CONTRACT NUMBER	COUNTY LOCATION	PROJECT DESCRIPTION	BID QUANTITY	AWARD PRICE	SECOND BIDDER	THIRD BIDDER	ESTIMATE
6" CORRUGATED STEEL UNDERDRAIN PIPE / LF									
601408P	2021Q3	21132	CAMDEN	NHP-0076(203)	8	\$130.00	\$143.00	\$190.00	\$144.00
8" CORRUGATED STEEL UNDERDRAIN PIPE / LF									
601410P	2021Q3	21132	CAMDEN	NHP-0076(203)	830	\$55.00	\$65.00	\$61.00	\$75.00

HISTORICAL BID PRICE LISTING
 BY REGION

REGION: S

PAY ITEM	CALENDAR QUARTER	CONTRACT NUMBER	COUNTY LOCATION	PROJECT DESCRIPTION	BID QUANTITY	AWARD PRICE	SECOND BIDDER	THIRD BIDDER	ESTIMATE
CLEANING EXISTING PIPE, 12" TO 24" DIAME / LF									
601670M	2021Q3	21132	CAMDEN	NHP-0076(203)	523	\$8.50	\$6.30	\$33.00	\$18.00
	2022Q1	22406	BURLINGTON	STATE	500	\$7.75	\$8.00	\$8.50	\$30.00
		22407	CUMBERLAND	STATE	500	\$10.00			\$30.00
		22408	ATLANTIC	STATE	500	\$10.00	\$5.00		\$30.00
	2022Q2	22103	BURLINGTON	NHP-0206(333)	400	\$12.50	\$12.00	\$10.00	\$20.00

HISTORICAL BID PRICE LISTING
 BY REGION

REGION: S

PAY ITEM -----	CALENDAR QUARTER -----	CONTRACT NUMBER -----	COUNTY LOCATION -----	PROJECT DESCRIPTION -----	BID QUANTITY -----	AWARD PRICE -----	SECOND BIDDER -----	THIRD BIDDER -----	ESTIMATE -----
PIPE BEDDING / CY									
601760P	2021Q3	21132	CAMDEN	NHP-0076(203)	123	\$25.00	\$50.00	\$180.00	\$84.00

HISTORICAL BID PRICE LISTING
BY REGION

REGION: S

PAY ITEM	CALENDAR QUARTER	CONTRACT NUMBER	COUNTY LOCATION	PROJECT DESCRIPTION	BID QUANTITY	AWARD PRICE	SECOND BIDDER	THIRD BIDDER	ESTIMATE

CONCRETE HEADWALL / CY									
602006P	2021Q3	21132	CAMDEN	NHP-0076(203)	6	\$3,000	\$1,560	\$2,200	\$1,800
	2022Q2	22103	BURLINGTON	NHP-0206(333)	4	\$1,500	\$1,055	\$1,400	\$1,500

INLET, TYPE A / U									
602009M	2021Q3	21132	CAMDEN	NHP-0076(203)	3	\$5,200	\$4,800	\$6,200	\$3,000

INLET, TYPE B / U									
602012M	2022Q2	22103	BURLINGTON	NHP-0206(333)	40	\$5,000	\$5,200	\$8,000	\$8,000

INLET, TYPE DOUBLE B / U									
602013M	2022Q2	22103	BURLINGTON	NHP-0206(333)	13	\$7,900	\$9,160	\$11,000	\$5,000

INLET, TYPE E / U									
602018M	2021Q3	21132	CAMDEN	NHP-0076(203)	38	\$5,900	\$6,200	\$7,400	\$6,360
	2022Q2	22103	BURLINGTON	NHP-0206(333)	22	\$5,000	\$5,200	\$8,000	\$5,000

INLET, TYPE DOUBLE E / U									
602019M	2021Q3	21132	CAMDEN	NHP-0076(203)	2	\$8,800	\$9,200	\$8,400	\$9,600
	2022Q2	22103	BURLINGTON	NHP-0206(333)	7	\$7,000	\$8,450	\$11,000	\$5,000

INLET, TYPE B-2 / U									
602027M	2022Q2	22103	BURLINGTON	NHP-0206(333)	1	\$5,500	\$6,918	\$15,000	\$7,500

STORM DRAIN MARKER / U									
602031M	2022Q1	22408	ATLANTIC	STATE	4	\$25.00	\$25.00		\$35.00

HISTORICAL BID PRICE LISTING
BY REGION

REGION: S

PAY ITEM	CALENDAR QUARTER	CONTRACT NUMBER	COUNTY LOCATION	PROJECT DESCRIPTION	BID QUANTITY	AWARD PRICE	SECOND BIDDER	THIRD BIDDER	ESTIMATE
STORM DRAIN MARKER / U		22406	BURLINGTON	STATE	10	\$13.95	\$25.00	\$150.00	\$35.00
602031M	(cont)	22407	CUMBERLAND	STATE	10	\$50.00			\$35.00

INLET, TYPE B MODIFIED / U									
602045M	2021Q3	21132	CAMDEN	NHP-0076 (203)	4	\$7,000	\$6,300	\$7,000	\$7,320

MANHOLE, 4' DIAMETER / U									
602054M	2021Q3	21132	CAMDEN	NHP-0076 (203)	3	\$5,700	\$4,400	\$8,600	\$6,756
	2022Q2	22103	BURLINGTON	NHP-0206 (333)	5	\$5,500	\$6,470	\$8,000	\$4,036

RESET EXISTING CASTING / U									
602099M	2021Q3	21126	CUMBERLAND	STBGP-0055 (302)	5	\$400.00	\$750.00		\$650.00
		21115	CAMDEN	NHP-0038 (324)	40	\$1,250			\$490.00
	2021Q4	21128	ATLANTIC	NHP-0030 (363)	1	\$2,000			\$1,100
	2022Q1	22406	BURLINGTON	STATE	5	\$550.00	\$275.00	\$500.00	\$600.00
		22407	CUMBERLAND	STATE	5	\$75.00			\$600.00
		22408	ATLANTIC	STATE	5	\$100.00	\$0.01		\$600.00
		22407	CUMBERLAND	STATE	25	\$0.01			\$825.00
		22408	ATLANTIC	STATE	25	\$0.01	\$0.01		\$825.00

HISTORICAL BID PRICE LISTING
BY REGION

REGION: S

PAY ITEM	CALENDAR QUARTER	CONTRACT NUMBER	COUNTY LOCATION	PROJECT DESCRIPTION	BID QUANTITY	AWARD PRICE	SECOND BIDDER	THIRD BIDDER	ESTIMATE

SET INLET TYPE A, CASTING / U									
602102M	2022Q1	22408	ATLANTIC	STATE	2	\$750.00	\$500.00		\$1,200
		22407	CUMBERLAND	STATE	3	\$250.00			\$1,200
		22406	BURLINGTON	STATE	6	\$650.00	\$800.00	\$655.00	\$1,200
		22407	CUMBERLAND	STATE	20	\$0.01			\$825.00
		22408	ATLANTIC	STATE	20	\$0.01	\$0.01		\$825.00

SET INLET TYPE B, CASTING / U									
602105M	2022Q1	22408	ATLANTIC	STATE	12	\$750	\$2,000		\$1,600
		22407	CUMBERLAND	STATE	20	\$0.01			\$1,430
		22408	ATLANTIC	STATE	20	\$0.01	\$0.01		\$1,430
		22407	CUMBERLAND	STATE	44	\$1,000			\$1,600
		22406	BURLINGTON	STATE	86	\$1,500	\$1,300	\$920	\$1,600
	2022Q2	22103	BURLINGTON	NHP-0206(333)	1	\$1,250	\$2,132	\$2,000	\$1,700

SET INLET TYPE E, CASTING / U									
602108M	2022Q1	22407	CUMBERLAND	STATE	5	\$1,000			\$1,700
		22406	BURLINGTON	STATE	7	\$650	\$1,400	\$965	\$1,700
		22408	ATLANTIC	STATE	8	\$750	\$2,000		\$1,700
		22407	CUMBERLAND	STATE	20	\$0.01			\$1,760
		22408	ATLANTIC	STATE	20	\$0.01	\$0.01		\$1,760

SET INLET TYPE ES, CASTING / U									
602111M	2022Q1	22408	ATLANTIC	STATE	2	\$750.00	\$500.00		\$4,000
		22406	BURLINGTON	STATE	3	\$2,625	\$3,200	\$965	\$4,000
		22407	CUMBERLAND	STATE	4	\$2,000			\$4,000
		22407	CUMBERLAND	STATE	5	\$0.01			\$2,310
		22408	ATLANTIC	STATE	5	\$0.01	\$0.01		\$2,310

SET MANHOLE CASTING / U									
602114M	2022Q1	22407	CUMBERLAND	STATE	2	\$250.00			\$900.00

HISTORICAL BID PRICE LISTING
BY REGION

REGION: S

PAY ITEM	CALENDAR QUARTER	CONTRACT NUMBER	COUNTY LOCATION	PROJECT DESCRIPTION	BID QUANTITY	AWARD PRICE	SECOND BIDDER	THIRD BIDDER	ESTIMATE

SET MANHOLE CASTING / U									
602114M	(cont)	22408	ATLANTIC	STATE	6	\$400.00	\$500.00		\$900.00
		22407	CUMBERLAND	STATE	10	\$0.01			\$990.00
		22408	ATLANTIC	STATE	10	\$0.01	\$0.01		\$990.00
		22406	BURLINGTON	STATE	15	\$900.00	\$950.00	\$615.00	\$900.00

SET SQUARE FRAMED MANHOLE CASTING, CIRCU / U									
602117M	2022Q1	22407	CUMBERLAND	STATE	2	\$500.00			\$1,500
		22408	ATLANTIC	STATE	2	\$1,000	\$500		\$1,500
		22406	BURLINGTON	STATE	3	\$1,600	\$1,850	\$615	\$1,500
	2022Q2	22103	BURLINGTON	NHP-0206(333)	1	\$1,800	\$2,310	\$4,000	\$2,050

RECONSTRUCTED INLET, TYPE A, USING EXIST / U									
602120M	2022Q1	22407	CUMBERLAND	STATE	5	\$0.01			\$800.00
		22408	ATLANTIC	STATE	5	\$0.01	\$0.01		\$800.00

RECONSTRUCTED INLET, TYPE B, USING EXIST / U									
602123M	2021Q3	21115	CAMDEN	NHP-0038(324)	2	\$3,500			\$1,350
	2022Q1	22407	CUMBERLAND	STATE	5	\$0.01			\$1,000
		22408	ATLANTIC	STATE	5	\$0.01	\$0.01		\$1,000
	2022Q2	22103	BURLINGTON	NHP-0206(333)	1	\$1,000	\$2,155	\$1,500	\$950.00

RECONSTRUCTED INLET, TYPE E, USING EXIST / U									
602129M	2022Q1	22407	CUMBERLAND	STATE	5	\$0.01			\$1,600
		22408	ATLANTIC	STATE	5	\$0.01	\$0.01		\$1,600

RECONSTRUCTED INLET, TYPE A, USING NEW C / U									
602150M	2021Q3	21132	CAMDEN	NHP-0076(203)	13	\$2,500	\$2,420	\$4,000	\$2,880

HISTORICAL BID PRICE LISTING
BY REGION

REGION: S

PAY ITEM	CALENDAR QUARTER	CONTRACT NUMBER	COUNTY LOCATION	PROJECT DESCRIPTION	BID QUANTITY	AWARD PRICE	SECOND BIDDER	THIRD BIDDER	ESTIMATE
RECONSTRUCTED INLET, TYPE A, USING NEW C / U									
602150M	2022Q1	22406	BURLINGTON	STATE	2	\$1,700	\$950	\$1,135	\$1,800
		22408	ATLANTIC	STATE	2	\$500.00	\$600.00		\$1,800
		22407	CUMBERLAND	STATE	5	\$2,000			\$1,800
		22407	CUMBERLAND	STATE	10	\$0.01			\$1,100
		22408	ATLANTIC	STATE	10	\$0.01	\$0.01		\$1,100

RECONSTRUCTED INLET, TYPE B, USING NEW C / U									
602153M	2021Q3	21132	CAMDEN	NHP-0076(203)	3	\$2,800	\$2,800	\$4,000	\$4,320
	2022Q1	22408	ATLANTIC	STATE	3	\$500.00	\$900.00		\$2,000
		22406	BURLINGTON	STATE	11	\$2,130	\$1,450	\$1,401	\$2,000
		22407	CUMBERLAND	STATE	20	\$0.01			\$1,600
		22408	ATLANTIC	STATE	20	\$0.01	\$0.01		\$1,600
		22407	CUMBERLAND	STATE	40	\$2,000			\$2,000

RECONSTRUCTED INLET, TYPE E, USING NEW C / U									
602159M	2022Q1	22406	BURLINGTON	STATE	2	\$2,250	\$1,400	\$1,450	\$2,300
		22408	ATLANTIC	STATE	2	\$500.00	\$600.00		\$2,300
		22407	CUMBERLAND	STATE	3	\$2,000			\$2,300
		22407	CUMBERLAND	STATE	10	\$0.01			\$1,650
		22408	ATLANTIC	STATE	10	\$0.01	\$0.01		\$1,650
	2022Q2	22103	BURLINGTON	NHP-0206(333)	1	\$1,700	\$3,305	\$2,000	\$2,500

RECONSTRUCTED INLET, TYPE ES, USING NEW / U									
602160M	2022Q1	22407	CUMBERLAND	STATE	12	\$4,000			\$4,500

RECONSTRUCTED MANHOLE, USING EXISTING CA / U									
602180M	2022Q1	22407	CUMBERLAND	STATE	5	\$0.01			\$2,200
		22408	ATLANTIC	STATE	5	\$0.01	\$0.01		\$2,200

HISTORICAL BID PRICE LISTING
 BY REGION

REGION: S

PAY ITEM	CALENDAR QUARTER	CONTRACT NUMBER	COUNTY LOCATION	PROJECT DESCRIPTION	BID QUANTITY	AWARD PRICE	SECOND BIDDER	THIRD BIDDER	ESTIMATE
RECONSTRUCTED MANHOLE, USING NEW CASTING / U									
602183M	2021Q3	21132	CAMDEN	NHP-0076 (203)	1	\$2,400	\$2,300	\$4,000	\$3,600
	2022Q1	22406	BURLINGTON	STATE	2	\$2,400	\$1,000	\$995	\$2,000
		22407	CUMBERLAND	STATE	2	\$500.00			\$2,000
		22408	ATLANTIC	STATE	2	\$500.00	\$500.00		\$2,000
		22407	CUMBERLAND	STATE	5	\$0.01			\$1,540
		22408	ATLANTIC	STATE	5	\$0.01	\$0.01		\$1,540

HISTORICAL BID PRICE LISTING
BY REGION

REGION: S

PAY ITEM	CALENDAR QUARTER	CONTRACT NUMBER	COUNTY LOCATION	PROJECT DESCRIPTION	BID QUANTITY	AWARD PRICE	SECOND BIDDER	THIRD BIDDER	ESTIMATE

BICYCLE SAFE GRATE / U									
602210M	2021Q3	21115	CAMDEN	NHP-0038 (324)	10	\$800.00			\$450.00
	2022Q1	22408	ATLANTIC STATE		5	\$100.00	\$350.00		\$400.00
		22407	CUMBERLAND STATE		8	\$250.00			\$400.00
		22406	BURLINGTON STATE		18	\$400.00	\$325.00	\$365.00	\$400.00
		22407	CUMBERLAND STATE		100	\$10.00			\$275.00
		22408	ATLANTIC STATE		100	\$10.00	\$10.00		\$275.00
	2022Q2	22111	BURLINGTON	NHP-0068 (301)	1	\$1,500			\$501.00

CURB PIECE / U									
602213M	2021Q3	21126	CUMBERLAND	STBGP-0055 (302)	2	\$500.00	\$500.00		\$750.00
		21115	CAMDEN	NHP-0038 (324)	222	\$1,200			\$400.00
	2022Q1	22408	ATLANTIC STATE		7	\$100.00	\$350.00		\$450.00
		22406	BURLINGTON STATE		11	\$400.00	\$485.00	\$345.00	\$450.00
		22407	CUMBERLAND STATE		14	\$250.00			\$450.00
		22407	CUMBERLAND STATE		125	\$10.00			\$275.00
		22408	ATLANTIC STATE		125	\$10.00	\$10.00		\$275.00

CLEANING DRAINAGE STRUCTURE / U									
602216M	2021Q3	21132	CAMDEN	NHP-0076 (203)	9	\$350.00	\$260.00	\$260.00	\$540.00
	2022Q1	22407	CUMBERLAND STATE		4	\$250.00			\$400.00
		22408	ATLANTIC STATE		4	\$50.00	\$350.00		\$400.00
		22406	BURLINGTON STATE		7	\$400.00	\$550.00	\$475.00	\$400.00
		22407	CUMBERLAND STATE		50	\$5.00			\$375.00
		22408	ATLANTIC STATE		50	\$5.00	\$10.00		\$375.00

TRENCH DRAIN / LF									
602220M	2021Q3	21132	CAMDEN	NHP-0076 (203)	1,238	\$125.00	\$220.00	\$220.00	\$322.00

OUTLET CONTROL STRUCTURE / U									
602223M	2022Q2	22103	BURLINGTON	NHP-0206 (333)	3	\$12,500	\$7,565	\$20,000	\$9,392

HISTORICAL BID PRICE LISTING
 BY REGION

REGION: S

PAY ITEM	CALENDAR QUARTER	CONTRACT NUMBER	COUNTY LOCATION	PROJECT DESCRIPTION	BID QUANTITY	AWARD PRICE	SECOND BIDDER	THIRD BIDDER	ESTIMATE

JC-3 INLET CAP / U									
602225M	2021Q3	21132	CAMDEN	NHP-0076 (203)	34	\$3,500	\$2,900	\$2,800	\$2,460

JUNCTION CHAMBER / U									
602226M	2021Q3	21132	CAMDEN	NHP-0076 (203)	13	\$8,000	\$9,000	\$11,000	\$12,480
		21132	CAMDEN	NHP-0076 (203)	13	\$12,500	\$12,000	\$11,000	\$13,728

HISTORICAL BID PRICE LISTING
 BY REGION

REGION: S

PAY ITEM	CALENDAR QUARTER	CONTRACT NUMBER	COUNTY LOCATION	PROJECT DESCRIPTION	BID QUANTITY	AWARD PRICE	SECOND BIDDER	THIRD BIDDER	ESTIMATE

RIPRAP STONE SLOPE PROTECTION, "THICK / SY									
603017P	2021Q3	21132	CAMDEN	NHP-0076(203)	25	\$75.00	\$104.00	\$760.00	\$108.00

RIPRAP STONE CHANNEL PROTECTION, 12" THI / SY									
603036P	2021Q3	21132	CAMDEN	NHP-0076(203)	22	\$85.00	\$52.00	\$96.00	\$132.00
	2022Q2	22103	BURLINGTON	NHP-0206(333)	119	\$55.00	\$41.00	\$150.00	\$200.00

RIPRAP STONE CHANNEL PROTECTION, 18" THI / SY									
603042P	2021Q3	21132	CAMDEN	NHP-0076(203)	11	\$95.00	\$82.00	\$87.00	\$132.00

RIPRAP STONE CHANNEL PROTECTION, 24" THI / SY									
603048P	2021Q3	21132	CAMDEN	NHP-0076(203)	14	\$140.00	\$84.00	\$120.00	\$180.00

RESET PRECAST CONCRETE PAVERS, SLOPE PRO / SY									
603080P	2021Q3	21132	CAMDEN	NHP-0076(203)	70	\$300.00	\$348.00	\$620.00	\$270.00

REPLACE PRECAST CONCRETE PAVERS, SLOPE P / SY									
603081P	2021Q3	21132	CAMDEN	NHP-0076(203)	90	\$350.00	\$400.00	\$700.00	\$405.00

PRECAST CONCRETE SLOPE PROTECTION, R 5" / SY									
603082P	2021Q3	21132	CAMDEN	NHP-0076(203)	1,600	\$140.00	\$267.00	\$270.00	\$1,300

HISTORICAL BID PRICE LISTING
 BY REGION

REGION: S

PAY ITEM -----	CALENDAR CONTRACT QUARTER NUMBER -----	COUNTY LOCATION -----	PROJECT DESCRIPTION -----	BID QUANTITY -----	AWARD PRICE -----	SECOND BIDDER -----	THIRD BIDDER -----	ESTIMATE -----
GABION CHANNEL LINING / CY								
604012P	2021Q3 21132	CAMDEN	NHP-0076(203)	800	\$800.00	\$334.00	\$500.00	\$440.00

HISTORICAL BID PRICE LISTING
BY REGION

REGION: S

PAY ITEM	CALENDAR QUARTER	CONTRACT NUMBER	COUNTY LOCATION	PROJECT DESCRIPTION	BID QUANTITY	AWARD PRICE	SECOND BIDDER	THIRD BIDDER	ESTIMATE

CHAIN-LINK FENCE, ALUMINUM-COATED STEEL, / LF									
605009P	2021Q4	21475	ATLANTIC	NHP-0052(302)	500	\$46.69	\$50.00	\$45.00	\$125.00
	2022Q1	22426	CAMDEN	STATE	3,000	\$65.00	\$92.05		\$75.00

CHAIN-LINK FENCE, PVC-COATED STEEL, 6' H / LF									
605027P	2022Q1	22426	CAMDEN	STATE	1,400	\$63.00	\$95.95		\$79.00

CHAIN-LINK FENCE, 6' HIGH / LF									
605045P	2021Q3	21132	CAMDEN	NHP-0076(203)	745	\$30.00	\$35.00	\$63.00	\$60.00

GATE, CHAIN-LINK FENCE, ALUMINUM COATED / U									
605060M	2022Q1	22426	CAMDEN	STATE	3	\$0.01	\$345.00		\$350.00

GATE, CHAIN-LINK FENCE, ALUMINUM COATED / U									
605066M	2022Q1	22426	CAMDEN	STATE	3	\$0.01	\$725.00		\$400.00

GATE, CHAIN-LINK FENCE, ALUMINUM COATED / U									
605069M	2022Q1	22426	CAMDEN	STATE	3	\$0.01	\$890.00		\$450.00

GATE, CHAIN-LINK FENCE, ALUMINUM COATED / U									
605072M	2022Q1	22426	CAMDEN	STATE	3	\$0.01	\$920.00		\$500.00

GATE, CHAIN-LINK FENCE, ALUMINUM COATED / U									
605081M	2022Q1	22426	CAMDEN	STATE	3	\$0	\$1,225		\$600.00

HISTORICAL BID PRICE LISTING
 BY REGION

REGION: S

PAY ITEM	CALENDAR QUARTER	CONTRACT NUMBER	COUNTY LOCATION	PROJECT DESCRIPTION	BID QUANTITY	AWARD PRICE	SECOND BIDDER	THIRD BIDDER	ESTIMATE
GATE, CHAIN-LINK FENCE, PVC-COATED STEEL / U									
605099M	2022Q1	22426	CAMDEN	STATE	3	\$0.01	\$515.00		\$360.00

HISTORICAL BID PRICE LISTING
BY REGION

REGION: S

PAY ITEM	CALENDAR QUARTER	CONTRACT NUMBER	COUNTY LOCATION	PROJECT DESCRIPTION	BID QUANTITY	AWARD PRICE	SECOND BIDDER	THIRD BIDDER	ESTIMATE

GATE, CHAIN-LINK FENCE, PVC-COATED STEEL / U									
605105M	2022Q1	22426	CAMDEN	STATE	3	\$0.01	\$825.00		\$410.00

GATE, CHAIN-LINK FENCE, PVC-COATED STEEL / U									
605108M	2022Q1	22426	CAMDEN	STATE	3	\$0	\$1,345		\$460.00

GATE, CHAIN-LINK FENCE, PVC-COATED STEEL / U									
605111M	2022Q1	22426	CAMDEN	STATE	3	\$0	\$1,390		\$630.00

GATE, CHAIN-LINK FENCE, PVC-COATED STEEL / U									
605120M	2022Q1	22426	CAMDEN	STATE	3	\$0	\$1,835		\$650.00

SLIDING GATE, SECURITY FENCE, 12' WIDE / U									
605152M	2022Q1	22426	CAMDEN	STATE	2	\$0	\$4,440		\$4,125

GATE, CHAIN-LINK FENCE, 16' WIDE / U									
605159M	2021Q3	21132	CAMDEN	NHP-0076(203)	1	\$2,000	\$2,600	\$3,200	\$2,000

REPAIRING CHAIN-LINK FENCE / LF									
605174M	2022Q1	22426	CAMDEN	STATE	2,000	\$55.00	\$71.52		\$68.00

BARRIER CURB MOUNTED FENCE / LF									
605175M	2022Q1	22426	CAMDEN	STATE	785	\$145.00	\$142.25		\$115.00

HISTORICAL BID PRICE LISTING
 BY REGION

REGION: S

PAY ITEM	CALENDAR QUARTER	CONTRACT NUMBER	COUNTY LOCATION	PROJECT DESCRIPTION	BID QUANTITY	AWARD PRICE	SECOND BIDDER	THIRD BIDDER	ESTIMATE
RESET FENCE / LF									
605212P	2022Q1	22426	CAMDEN	STATE	250	\$145.00	\$142.25		\$145.00
		22426	CAMDEN	STATE	1,000	\$55.00	\$71.52		\$65.00

HISTORICAL BID PRICE LISTING
BY REGION

REGION: S

PAY ITEM	CALENDAR QUARTER	CONTRACT NUMBER	COUNTY LOCATION	PROJECT DESCRIPTION	BID QUANTITY	AWARD PRICE	SECOND BIDDER	THIRD BIDDER	ESTIMATE

CONCRETE SIDEWALK, 4" THICK / SY									
606012P	2021Q3	21605	BURLINGTON	CMAQ ? 0073 (306)	2	\$50.00	\$400.00		\$305.00
		21132	CAMDEN	NHP-0076 (203)	4	\$500.00	\$525.00	\$220.00	\$144.00
	2021Q4	21475	ATLANTIC	NHP-0052 (302)	50	\$140.00	\$180.00	\$200.00	\$152.00
	2022Q1	22407	CUMBERLAND	STATE	500	\$10.00			\$77.00
		22408	ATLANTIC	STATE	500	\$10.00	\$75.00		\$77.00
	2022Q2	22114	CAMDEN	NHP-0076 (207)	157	\$100.00	\$113.00	\$145.00	\$150.00
		22103	BURLINGTON	NHP-0206 (333)	521	\$100.00	\$80.00	\$120.00	\$120.00

CONCRETE SIDEWALK, 6" THICK / SY									
606018P	2022Q1	22408	ATLANTIC	STATE	142	\$175.00	\$100.00		\$100.00
		22407	CUMBERLAND	STATE	250	\$10.00			\$82.00
		22408	ATLANTIC	STATE	250	\$10.00	\$80.00		\$82.00
		22407	CUMBERLAND	STATE	562	\$250.00			\$100.00
		22406	BURLINGTON	STATE	770	\$130.00	\$155.00	\$100.00	\$100.00

CONCRETE SIDEWALK, 8" THICK / SY									
606021P	2022Q2	22114	CAMDEN	NHP-0076 (207)	163	\$100.00	\$141.00	\$138.00	\$175.00

HOT MIX ASPHALT DRIVEWAY, 4" THICK / SY									
606036P	2022Q2	22111	BURLINGTON	NHP-0068 (301)	200	\$145.00			\$45.00

HOT MIX ASPHALT DRIVEWAY, 6" THICK / SY									
606039P	2022Q1	22406	BURLINGTON	STATE	147	\$70.00	\$105.00	\$155.00	\$55.00
		22407	CUMBERLAND	STATE	250	\$5.00			\$77.00
		22408	ATLANTIC	STATE	250	\$5.00	\$1.00		\$77.00
		22408	ATLANTIC	STATE	1,058	\$90.00	\$35.00		\$55.00
		22407	CUMBERLAND	STATE	2,157	\$80.00			\$55.00

HISTORICAL BID PRICE LISTING
BY REGION

REGION: S

PAY ITEM	CALENDAR QUARTER	CONTRACT NUMBER	COUNTY LOCATION	PROJECT DESCRIPTION	BID QUANTITY	AWARD PRICE	SECOND BIDDER	THIRD BIDDER	ESTIMATE
HOT MIX ASPHALT DRIVEWAY, 6" THICK / SY									
606039P	2022Q2	22103	BURLINGTON	NHP-0206(333)	4,395	\$60.00	\$50.00	\$90.00	\$133.00
HOT MIX ASPHALT DRIVEWAY, VARIABLE THICK / SY									
606042P	2022Q1	22407	CUMBERLAND	STATE	250	\$10.00			\$60.00
		22408	ATLANTIC	STATE	250	\$10.00	\$0.50		\$60.00
		22406	BURLINGTON	STATE	1,968	\$70.00	\$39.00	\$100.00	\$35.00
		22408	ATLANTIC	STATE	3,344	\$50.00	\$30.00		\$35.00
		22407	CUMBERLAND	STATE	3,658	\$40.00			\$35.00
CONCRETE DRIVEWAY, 6" THICK / SY									
606051P	2022Q1	22408	ATLANTIC	STATE	137	\$200.00	\$100.00		\$120.00
		22406	BURLINGTON	STATE	470	\$130.00	\$155.00	\$100.00	\$120.00
		22407	CUMBERLAND	STATE	1,432	\$250.00			\$120.00
	2022Q2	22114	CAMDEN	NHP-0076(207)	39	\$100.00	\$127.00	\$138.00	\$160.00
CONCRETE DRIVEWAY, REINFORCED, 8" THICK / SY									
606060P	2022Q1	22407	CUMBERLAND	STATE	80	\$275.00			\$200.00
		22406	BURLINGTON	STATE	134	\$140.00	\$210.00	\$140.00	\$200.00
		22408	ATLANTIC	STATE	143	\$225.00	\$110.00		\$200.00
CONCRETE ISLAND, 4" THICK / SY									
606075P	2022Q2	22103	BURLINGTON	NHP-0206(333)	231	\$100.00	\$80.00	\$175.00	\$164.00
CONCRETE ISLAND, 6" THICK / SY									
606078P	2022Q1	22406	BURLINGTON	STATE	125	\$140.00	\$155.00	\$100.00	\$120.00
DETECTABLE WARNING SURFACE / SY									
606084P	2022Q1	22408	ATLANTIC	STATE	9	\$500.00	\$500.00		\$360.00

HISTORICAL BID PRICE LISTING
 BY REGION

REGION: S

PAY ITEM	CALENDAR QUARTER	CONTRACT NUMBER	COUNTY LOCATION	PROJECT DESCRIPTION	BID QUANTITY	AWARD PRICE	SECOND BIDDER	THIRD BIDDER	ESTIMATE

DETECTABLE WARNING SURFACE / SY									
606084P	(cont)	22407	CUMBERLAND	STATE	50	\$5.00			\$200.00
		22408	ATLANTIC	STATE	50	\$5.00	\$10.00		\$200.00
		22407	CUMBERLAND	STATE	51	\$200.00			\$360.00
		22406	BURLINGTON	STATE	92	\$280.00	\$120.00	\$500.00	\$360.00
	2022Q2	22103	BURLINGTON	NHP-0206(333)	10	\$300.00	\$500.00	\$500.00	\$300.00

TURF PAVERS / SY									
606095P	2021Q3	21605	BURLINGTON	CMAQ ? 0073(306)	195	\$210.00	\$560.00		\$218.00

HISTORICAL BID PRICE LISTING
BY REGION

REGION: S

PAY ITEM	CALENDAR QUARTER	CONTRACT NUMBER	COUNTY LOCATION	PROJECT DESCRIPTION	BID QUANTITY	AWARD PRICE	SECOND BIDDER	THIRD BIDDER	ESTIMATE

9" X 16" CONCRETE VERTICAL CURB / LF									
607018P	2021Q3	21126	CUMBERLAND	STBGP-0055 (302)	100	\$100.00	\$50.00		\$85.00
		21605	BURLINGTON	CMAQ ? 0073 (306)	100	\$94.00	\$58.00		\$47.00
	2022Q1	22423	CAMDEN	N/A	100	\$1.00	\$80.00	\$50.00	\$35.00
		22407	CUMBERLAND	STATE	1,000	\$10.00			\$42.00
		22408	ATLANTIC	STATE	1,000	\$10.00	\$10.00		\$42.00
		22408	ATLANTIC	STATE	1,287	\$65.00	\$60.00		\$42.00
		22406	BURLINGTON	STATE	1,470	\$59.00	\$37.00	\$85.00	\$42.00
		22407	CUMBERLAND	STATE	6,124	\$65.00			\$42.00
	2022Q2	22114	CAMDEN	NHP-0076 (207)	464	\$45.00	\$41.00	\$55.00	\$75.00
		22103	BURLINGTON	NHP-0206 (333)	3,951	\$45.00	\$35.00	\$40.00	\$65.00

RUBBER WHEEL STOPS / U									
607020P	2022Q2	22103	BURLINGTON	NHP-0206 (333)	44	\$200.00	\$200.00	\$200.00	\$65.00

9" X 18" CONCRETE VERTICAL CURB / LF									
607021P	2022Q1	22408	ATLANTIC	STATE	210	\$65.00	\$50.00		\$50.00
		22407	CUMBERLAND	STATE	750	\$10.00			\$50.00
		22408	ATLANTIC	STATE	750	\$10.00	\$10.00		\$50.00
		22407	CUMBERLAND	STATE	2,486	\$65.00			\$50.00
		22406	BURLINGTON	STATE	5,241	\$59.00	\$41.00	\$85.00	\$46.00

9" X 20" CONCRETE VERTICAL CURB / LF									
607024P	2022Q1	22407	CUMBERLAND	STATE	100	\$10.00			\$60.00
		22408	ATLANTIC	STATE	100	\$10.00	\$10.00		\$60.00
		22408	ATLANTIC	STATE	176	\$65.00	\$50.00		\$55.00
		22407	CUMBERLAND	STATE	186	\$65.00			\$55.00
		22406	BURLINGTON	STATE	306	\$59.00	\$46.00	\$88.00	\$55.00

12" X 13" CONCRETE SLOPING CURB / LF									
607030P	2021Q3	21126	CUMBERLAND	STBGP-0055 (302)	100	\$100.00	\$50.00		\$70.00

HISTORICAL BID PRICE LISTING
BY REGION

REGION: S

PAY ITEM	CALENDAR QUARTER	CONTRACT NUMBER	COUNTY LOCATION	PROJECT DESCRIPTION	BID QUANTITY	AWARD PRICE	SECOND BIDDER	THIRD BIDDER	ESTIMATE

12" X 13" CONCRETE SLOPING CURB / LF									
607030P	(cont)	21132	CAMDEN	NHP-0076 (203)	245	\$125.00	\$145.00	\$57.00	\$48.00
	2022Q1	22408	ATLANTIC	STATE	24	\$100.00	\$100.00		\$75.00
		22407	CUMBERLAND	STATE	250	\$10.00			\$52.00
		22408	ATLANTIC	STATE	250	\$10.00	\$10.00		\$52.00
	2022Q2	22103	BURLINGTON	NHP-0206 (333)	315	\$52.00	\$35.00	\$50.00	\$61.00

9" X 14" CONCRETE VERTICAL CURB / LF									
607034P	2022Q1	22423	CAMDEN	N/A	100	\$40.00	\$70.00	\$50.00	\$34.00
	2022Q2	22114	CAMDEN	NHP-0076 (207)	119	\$45.00	\$41.00	\$55.00	\$60.00
		22103	BURLINGTON	NHP-0206 (333)	341	\$45.00	\$35.00	\$35.00	\$55.00

9" X VARIABLE HEIGHT CONCRETE VERTICAL C / LF									
607069P	2021Q3	21132	CAMDEN	NHP-0076 (203)	105	\$125.00	\$131.00	\$60.00	\$60.00
		21115	CAMDEN	NHP-0038 (324)	2,700	\$80.00			\$75.00
	2022Q2	22114	CAMDEN	NHP-0076 (207)	46	\$45.00	\$41.00	\$55.00	\$65.00

HISTORICAL BID PRICE LISTING
 BY REGION

REGION: S

PAY ITEM	CALENDAR QUARTER	CONTRACT NUMBER	COUNTY LOCATION	PROJECT DESCRIPTION	BID QUANTITY	AWARD PRICE	SECOND BIDDER	THIRD BIDDER	ESTIMATE
NONVEGETATIVE SURFACE, HOT MIX ASPHALT / SY									
608003P	2022Q1	22407	CUMBERLAND	STATE	68	\$75.00			\$100.00
		22406	BURLINGTON	STATE	100	\$1.00	\$35.00	\$50.00	\$100.00
		22423	CAMDEN	N/A	100	\$40.00	\$55.00	\$50.00	\$45.00
	2022Q2	22103	BURLINGTON	NHP-0206(333)	209	\$65.00	\$39.00	\$45.00	\$59.00

NONVEGETATIVE SURFACE, POROUS HMA / SY									
608004P	2021Q3	21132	CAMDEN	NHP-0076(203)	3,633	\$33.00	\$40.00	\$49.00	\$40.00

NONVEGETATIVE SURFACE, POROUS HOT MIX AS / SY									
608005P	2022Q1	22423	CAMDEN	N/A	500	\$45.00	\$65.00	\$50.00	\$48.00

HISTORICAL BID PRICE LISTING
BY REGION

REGION: S

PAY ITEM	CALENDAR QUARTER	CONTRACT NUMBER	COUNTY LOCATION	PROJECT DESCRIPTION	BID QUANTITY	AWARD PRICE	SECOND BIDDER	THIRD BIDDER	ESTIMATE

BEAM GUIDE RAIL / LF									
609003M	2021Q3	21132	CAMDEN	NHP-0076(203)	4,986	\$31.00	\$35.00	\$41.00	\$36.00
	2022Q1	22423	CAMDEN	N/A	28,000	\$42.00	\$57.70	\$74.00	\$48.00
	2022Q2	22114	CAMDEN	NHP-0076(207)	17	\$70.00	\$50.00	\$90.00	\$60.00
		22103	BURLINGTON	NHP-0206(333)	743	\$76.00	\$32.00	\$40.00	\$43.00

BEAM GUIDE RAIL, BRIDGE / LF									
609004M	2022Q2	22114	CAMDEN	NHP-0076(207)	247	\$175.00	\$165.00	\$210.00	\$185.00

MODIFIED THRIE BEAM GUIDE RAIL / LF									
609009M	2022Q1	22423	CAMDEN	N/A	1,250	\$50.00	\$100.00	\$70.00	\$55.00

FLARED GUIDE RAIL TERMINAL / U									
609024M	2022Q1	22423	CAMDEN	N/A	25	\$1,500	\$2,900	\$3,000	\$2,500

BURIED GUIDE RAIL TERMINAL / U									
609025M	2022Q1	22423	CAMDEN	N/A	2	\$1	\$4,000	\$1	\$1,000

TANGENT GUIDE RAIL TERMINAL / U									
609027M	2021Q3	21132	CAMDEN	NHP-0076(203)	3	\$3,900	\$4,100	\$3,800	\$3,480
	2022Q1	22423	CAMDEN	N/A	50	\$4,000	\$5,000	\$3,500	\$2,750
	2022Q2	22103	BURLINGTON	NHP-0206(333)	2	\$3,750	\$3,850	\$5,000	\$2,750

TELESCOPING GUIDE RAIL END TERMINAL / U									
609030M	2022Q1	22423	CAMDEN	N/A	10	\$3,000	\$5,700	\$3,500	\$4,500

HISTORICAL BID PRICE LISTING
BY REGION

REGION: S

PAY ITEM	CALENDAR QUARTER	CONTRACT NUMBER	COUNTY LOCATION	PROJECT DESCRIPTION	BID QUANTITY	AWARD PRICE	SECOND BIDDER	THIRD BIDDER	ESTIMATE

CONTROLLED RELEASE TERMINAL / U									
609033M	2022Q1	22423	CAMDEN	N/A	5	\$1	\$2,200	\$750	\$750.00
	2022Q2	22103	BURLINGTON	NHP-0206(333)	1	\$1,500	\$2,000	\$3,000	\$1,000

CONTROLLED RELEASE, POWDER COATED / U									
609035M	2022Q2	22103	BURLINGTON	NHP-0206(333)	1	\$2,800	\$4,000	\$6,000	\$1,250

CONTROLLED RELEASE TERMINAL ANCHORAGE / U									
609036M	2022Q1	22423	CAMDEN	N/A	5	\$500	\$2,200	\$750	\$750.00
	2022Q2	22103	BURLINGTON	NHP-0206(333)	2	\$2,341	\$2,000	\$3,000	\$750.00

BEAM GUIDE RAIL ANCHORAGE / U									
609039M	2021Q3	21132	CAMDEN	NHP-0076(203)	3	\$1,000	\$1,040	\$2,000	\$1,200
	2022Q1	22423	CAMDEN	N/A	25	\$1,100	\$2,200	\$1,500	\$1,000
	2022Q2	22114	CAMDEN	NHP-0076(207)	1	\$3,000	\$1,050	\$2,165	\$1,300
		22103	BURLINGTON	NHP-0206(333)	5	\$1,900	\$1,100	\$2,000	\$1,400

BEAM GUIDE RAIL POST / U									
609042M	2021Q3	21132	CAMDEN	NHP-0076(203)	32	\$80.00	\$95.00	\$160.00	\$132.00

APPROACH GUIDE RAIL TRANSITION TL-3 / U									
609059M	2021Q3	21132	CAMDEN	NHP-0076(203)	2	\$3,000	\$4,000	\$4,700	\$3,960

BEAM GUIDE RAIL BLOCKOUT / U									
609060M	2022Q2	22114	CAMDEN	NHP-0076(207)	72	\$50.00	\$45.00	\$25.00	\$65.00

HISTORICAL BID PRICE LISTING
 BY REGION

REGION: S

PAY ITEM -----	CALENDAR CONTRACT QUARTER NUMBER -----	COUNTY LOCATION -----	PROJECT DESCRIPTION -----	BID QUANTITY -----	AWARD PRICE -----	SECOND BIDDER -----	THIRD BIDDER -----	ESTIMATE -----
REMOVAL OF BEAM GUIDE RAIL / LF								
609075M	2021Q3 21132	CAMDEN	NHP-0076(203)	4,871	\$1.00	\$1.00	\$3.20	\$3.00
	2022Q2 22114	CAMDEN	NHP-0076(207)	72	\$65.00	\$1.00	\$10.00	\$5.00
	22103	BURLINGTON	NHP-0206(333)	275	\$5.00	\$1.00	\$1.00	\$20.00

HISTORICAL BID PRICE LISTING
BY REGION

REGION: S

PAY ITEM	CALENDAR QUARTER	CONTRACT NUMBER	COUNTY LOCATION	PROJECT DESCRIPTION	BID QUANTITY	AWARD PRICE	SECOND BIDDER	THIRD BIDDER	ESTIMATE

TRAFFIC STRIPES, 4" / LF									
610003M	2021Q3	21132	CAMDEN	NHP-0076 (203)	50	\$3.00	\$0.55	\$0.60	\$1.00
		21126 21115	CUMBERLAND CAMDEN	STBGP-0055 (302) NHP-0038 (324)	54,431 200,000	\$0.42 \$0.85	\$0.45		\$1.00 \$0.50
	2021Q4	21475	ATLANTIC	NHP-0052 (302)	1,500	\$3.00	\$0.75	\$2.00	\$3.50
		21128	ATLANTIC	NHP-0030 (363)	176,200	\$0.58			\$0.45
		21455	CAMDEN	STBGP-FLEX-D00S (503)	6,354,379	\$0.44	\$0.41	\$0.45	\$0.40
	2022Q1	22408	ATLANTIC	STATE	116,147	\$0.60	\$0.63		\$0.40
		22407	CUMBERLAND	STATE	150,000	\$0.01			\$0.35
		22408	ATLANTIC	STATE	150,000	\$0.01	\$0.42		\$0.35
		22406	BURLINGTON	STATE	157,970	\$0.70	\$0.34	\$0.70	\$0.40
		22407	CUMBERLAND	STATE	198,194	\$0.75			\$0.40
	2022Q2	22114	CAMDEN	NHP-0076 (207)	2,550	\$2.00	\$1.40	\$1.50	\$1.50
		22103	BURLINGTON	NHP-0206 (333)	20,832	\$1.20	\$0.49	\$2.50	\$1.00
		22109	CUMBERLAND	NHP-D00S (580)	86,069	\$0.57			\$1.00
		22111	BURLINGTON	NHP-0068 (301)	192,200	\$0.59			\$0.50

TRAFFIC STRIPES, 6" / LF									
610006M	2021Q3	21132	CAMDEN	NHP-0076 (203)	39,060	\$0.55	\$0.60	\$0.60	\$0.50
		21455	CAMDEN	STBGP-FLEX-D00S (503)	1,123,780	\$0.46	\$0.50	\$0.75	\$0.55
	2022Q1	22407	CUMBERLAND	STATE	37,500	\$0.01			\$0.70
		22408	ATLANTIC	STATE	37,500	\$0.01	\$0.01		\$0.70

TRAFFIC STRIPES, 8" / LF									
610007M	2021Q3	21132	CAMDEN	NHP-0076 (203)	895	\$1.00	\$1.10	\$1.20	\$1.00
		21115	CAMDEN	NHP-0038 (324)	1,160	\$2.04			\$1.00
	2021Q4	21455	CAMDEN	STBGP-FLEX-D00S (503)	379,662	\$0.81	\$1.80	\$0.90	\$0.70
	2022Q1	22408	ATLANTIC	STATE	797	\$1.20	\$1.25		\$0.80

HISTORICAL BID PRICE LISTING
BY REGION

REGION: S

PAY ITEM	CALENDAR QUARTER	CONTRACT NUMBER	COUNTY LOCATION	PROJECT DESCRIPTION	BID QUANTITY	AWARD PRICE	SECOND BIDDER	THIRD BIDDER	ESTIMATE

TRAFFIC STRIPES, 8" / LF									
610007M	(cont)	22407	CUMBERLAND	STATE	1,353	\$1.50			\$0.80
		22406	BURLINGTON	STATE	16,096	\$1.05	\$0.68	\$1.05	\$0.80
		22407	CUMBERLAND	STATE	20,000	\$0.01			\$1.00
		22408	ATLANTIC	STATE	20,000	\$0.01	\$0.75		\$1.00
	2022Q2	22103	BURLINGTON	NHP-0206 (333)	2,084	\$2.00	\$0.98	\$4.00	\$1.00

TRAFFIC MARKINGS, SYMBOLS / SF									
610008M	2021Q4	21128	ATLANTIC	NHP-0030 (363)	520	\$7.92			\$7.00
		21475	ATLANTIC	NHP-0052 (302)	750	\$9.00	\$4.00	\$11.00	\$5.00

TRAFFIC MARKINGS / SF									
610009M	2022Q2	22103	BURLINGTON	NHP-0206 (333)	98	\$6.70	\$7.50	\$7.00	\$8.00

RPM, MONO-DIRECTIONAL, WHITE LENS / U									
610012M	2021Q3	21126	CUMBERLAND	STBGP-0055 (302)	405	\$30.00	\$20.00		\$27.00
		21132	CAMDEN	NHP-0076 (203)	660	\$28.00	\$32.00	\$32.00	\$36.00
		21115	CAMDEN	NHP-0038 (324)	2,600	\$66.00			\$20.00
	2021Q4	21475	ATLANTIC	NHP-0052 (302)	20	\$105.00	\$30.00	\$45.00	\$30.00
		21455	CAMDEN	STBGP-FLEX-D00S (503)	1,000	\$32.50	\$50.00	\$50.00	\$35.00
		21128	ATLANTIC	NHP-0030 (363)	1,050	\$42.96			\$30.00
	2022Q1	22407	CUMBERLAND	STATE	22	\$30.00			\$30.00
		22408	ATLANTIC	STATE	684	\$33.50	\$35.00		\$30.00
		22407	CUMBERLAND	STATE	750	\$1.25			\$30.00
		22408	ATLANTIC	STATE	750	\$1.25	\$35.00		\$30.00
		22406	BURLINGTON	STATE	1,556	\$30.95	\$32.00	\$30.95	\$30.00
	2022Q2	22103	BURLINGTON	NHP-0206 (333)	162	\$31.28	\$29.95	\$32.00	\$30.00
		22109	CUMBERLAND	NHP-D00S (580)	838	\$39.66			\$33.00
		22111	BURLINGTON	NHP-0068 (301)	935	\$39.36			\$31.00

HISTORICAL BID PRICE LISTING
BY REGION

REGION: S

PAY ITEM	CALENDAR QUARTER	CONTRACT NUMBER	COUNTY LOCATION	PROJECT DESCRIPTION	BID QUANTITY	AWARD PRICE	SECOND BIDDER	THIRD BIDDER	ESTIMATE

TRAFFIC MARKING LINES, 4" / LF									
610013M	2021Q4	21455	CAMDEN	STBGP-FLEX-D00S (503)	50,000	\$0.01	\$2.75	\$1.00	\$1.00
	2022Q1	22407	CUMBERLAND	STATE	10,000	\$0.10			\$1.00
		22408	ATLANTIC	STATE	10,000	\$0.10	\$0.01		\$1.00

TRAFFIC MARKING LINES, 8" / LF									
610014M	2021Q3	21126	CUMBERLAND	STBGP-0055 (302)	1,525	\$0.01	\$0.01		\$2.00
		21132	CAMDEN	NHP-0076 (203)	3,570	\$1.50	\$2.00	\$2.00	\$2.00
		21115	CAMDEN	NHP-0038 (324)	24,500	\$1.00			\$2.00
	2021Q4	21128	ATLANTIC	NHP-0030 (363)	7,190	\$2.40			\$2.00
		21455	CAMDEN	STBGP-FLEX-D00S (503)	124,028	\$2.25	\$6.00	\$3.00	\$2.50
	2022Q1	22408	ATLANTIC	STATE	520	\$2.50	\$2.60		\$0.80
		22407	CUMBERLAND	STATE	1,564	\$2.00			\$0.80
		22406	BURLINGTON	STATE	2,691	\$1.75	\$1.50	\$1.75	\$0.80
		22407	CUMBERLAND	STATE	5,000	\$0.15			\$1.50
		22408	ATLANTIC	STATE	5,000	\$0.15	\$2.00		\$1.50
	2022Q2	22111	BURLINGTON	NHP-0068 (301)	7,500	\$2.64			\$1.00

RPM, BI-DIRECTIONAL, WHITE LENS / U									
610015M	2021Q4	21475	ATLANTIC	NHP-0052 (302)	20	\$1.00	\$30.00	\$45.00	\$30.00

TRAFFIC MARKING LINES, 12" / LF									
610016M	2022Q2	22111	BURLINGTON	NHP-0068 (301)	600	\$4.62			\$3.00

TRAFFIC MARKING LINES, 24" / LF									
610017M	2021Q3	21132	CAMDEN	NHP-0076 (203)	265	\$4.50	\$5.95	\$6.00	\$6.00
		21126	CUMBERLAND	STBGP-0055 (302)	330	\$0.01	\$0.01		\$7.00

HISTORICAL BID PRICE LISTING
BY REGION

REGION: S

PAY ITEM	CALENDAR QUARTER	CONTRACT NUMBER	COUNTY LOCATION	PROJECT DESCRIPTION	BID QUANTITY	AWARD PRICE	SECOND BIDDER	THIRD BIDDER	ESTIMATE

TRAFFIC MARKING LINES, 24" / LF									
610017M	(cont)	21115	CAMDEN	NHP-0038 (324)	167,000	\$1.00			\$4.00
	2021Q4	21128	ATLANTIC	NHP-0030 (363)	3,750	\$6.00			\$5.00
		21455	CAMDEN	STBGP-FLEX-D00S (503)	210,630	\$10.50	\$11.00	\$12.00	\$8.00
	2022Q1	22408	ATLANTIC	STATE	209	\$6.50	\$6.60		\$1.80
		22407	CUMBERLAND	STATE	1,792	\$7.50			\$1.80
		22407	CUMBERLAND	STATE	2,000	\$10.00			\$5.00
		22408	ATLANTIC	STATE	2,000	\$10.00	\$6.00		\$5.00
		22406	BURLINGTON	STATE	4,615	\$5.15	\$4.50	\$5.15	\$1.80
	2022Q2	22103	BURLINGTON	NHP-0206 (333)	590	\$5.65	\$4.50	\$6.00	\$6.00
		22111	BURLINGTON	NHP-0068 (301)	4,000	\$8.16			\$5.00

RPM, MONO-DIRECTIONAL, AMBER LENS / U									
610018M	2021Q3	21132	CAMDEN	NHP-0076 (203)	160	\$28.00	\$32.25	\$32.00	\$36.00
		21126	CUMBERLAND	STBGP-0055 (302)	315	\$30.00	\$20.00		\$32.00
		21115	CAMDEN	NHP-0038 (324)	990	\$66.00			\$30.00
	2021Q4	21475	ATLANTIC	NHP-0052 (302)	20	\$105.00	\$30.00	\$45.00	\$30.00
		21128	ATLANTIC	NHP-0030 (363)	750	\$42.96			\$30.00
		21455	CAMDEN	STBGP-FLEX-D00S (503)	1,000	\$32.50	\$50.00	\$50.00	\$35.00
	2022Q1	22408	ATLANTIC	STATE	25	\$33.50	\$35.00		\$30.00
		22407	CUMBERLAND	STATE	54	\$30.00			\$30.00
		22407	CUMBERLAND	STATE	750	\$1.25			\$30.00
		22408	ATLANTIC	STATE	750	\$1.25	\$35.00		\$30.00
		22406	BURLINGTON	STATE	837	\$30.95	\$32.00	\$30.95	\$30.00
	2022Q2	22103	BURLINGTON	NHP-0206 (333)	50	\$31.28	\$29.95	\$100.00	\$25.00
		22111	BURLINGTON	NHP-0068 (301)	710	\$39.36			\$31.00

RPM, BI-DIRECTIONAL, AMBER LENS / U									
610021M	2021Q3	21115	CAMDEN	NHP-0038 (324)	90	\$66.00			\$40.00

HISTORICAL BID PRICE LISTING
BY REGION

REGION: S

PAY ITEM	CALENDAR QUARTER	CONTRACT NUMBER	COUNTY LOCATION	PROJECT DESCRIPTION	BID QUANTITY	AWARD PRICE	SECOND BIDDER	THIRD BIDDER	ESTIMATE	
RPM, BI-DIRECTIONAL, AMBER LENS / U										
610021M	2021Q4	21475	ATLANTIC	NHP-0052 (302)	20	\$105.00	\$30.00	\$45.00	\$30.00	
		21455	CAMDEN	STBGP-FLEX-D00S (503)	1,000	\$32.50	\$50.00	\$50.00	\$35.00	
	2022Q1	22406	BURLINGTON	STATE		63	\$30.95	\$32.00	\$30.95	\$30.00
		22408	ATLANTIC	STATE		345	\$33.50	\$35.00		\$30.00
		22407	CUMBERLAND	STATE		854	\$30.00			\$30.00
		22407	CUMBERLAND	STATE		1,000	\$1.25			\$30.00
		22408	ATLANTIC	STATE		1,000	\$1.25	\$35.00		\$30.00
	2022Q2	22114	CAMDEN	NHP-0076 (207)		4	\$350.00	\$230.00	\$300.00	\$65.00
		22103	BURLINGTON	NHP-0206 (333)		69	\$31.28	\$29.95	\$35.00	\$29.00
		22111	BURLINGTON	NHP-0068 (301)		235	\$39.36			\$33.00
		22109	CUMBERLAND	NHP-D00S (580)		419	\$39.66			\$33.00

REMOVAL OF RPM / U

610024M	2021Q3	21126	CUMBERLAND	STBGP-0055 (302)	720	\$5.00	\$20.00		\$6.00	
		21132	CAMDEN	NHP-0076 (203)	800	\$1.00	\$15.50	\$37.00	\$18.00	
		21115	CAMDEN	NHP-0038 (324)	3,590	\$60.00			\$6.00	
	2021Q4	21475	ATLANTIC	NHP-0052 (302)	80	\$45.00	\$1.00	\$35.00	\$25.00	
		21455	CAMDEN	STBGP-FLEX-D00S (503)	1,000	\$1.00	\$2.50	\$10.00	\$8.00	
		21128	ATLANTIC	NHP-0030 (363)	1,800	\$60.00			\$17.00	
	2022Q1	22407	CUMBERLAND	STATE		930	\$0.01			\$7.00
		22408	ATLANTIC	STATE		1,054	\$5.00	\$5.00		\$7.00
		22406	BURLINGTON	STATE		2,456	\$1.00	\$9.00	\$0.01	\$7.00
		22407	CUMBERLAND	STATE		2,500	\$0.01			\$3.30
		22408	ATLANTIC	STATE		2,500	\$0.01	\$0.01		\$3.30
	2022Q2	22114	CAMDEN	NHP-0076 (207)		4	\$1.00	\$50.00	\$1.00	\$50.00
		22109	CUMBERLAND	NHP-D00S (580)		1,257	\$62.00			\$6.00
		22111	BURLINGTON	NHP-0068 (301)		1,880	\$65.00			\$7.00

REMOVAL AND REPLACEMENT OF RPM LENS / U

610027M	2021Q4	21455	CAMDEN	STBGP-FLEX-D00S (503)	63,000	\$16.95	\$17.00	\$17.00	\$12.00
---------	--------	-------	--------	-----------------------	--------	---------	---------	---------	---------

HISTORICAL BID PRICE LISTING
BY REGION

REGION: S

PAY ITEM	CALENDAR QUARTER	CONTRACT NUMBER	COUNTY LOCATION	PROJECT DESCRIPTION	BID QUANTITY	AWARD PRICE	SECOND BIDDER	THIRD BIDDER	ESTIMATE	

RUMBLE STRIP / LF										
610033M	2021Q3	21132	CAMDEN	NHP-0076 (203)	12,000	\$0.65	\$0.50	\$0.70	\$2.00	
		21126	CUMBERLAND	STBGP-0055 (302)	20,582	\$1.00	\$0.75		\$1.00	
	2021Q4	21128	ATLANTIC	NHP-0030 (363)	80,050	\$0.39			\$0.40	
	2022Q1	22406	BURLINGTON	STATE		500	\$1.00	\$23.50	\$5.85	\$1.15
		22407	CUMBERLAND	STATE		5,000	\$5.75			\$1.05
		22408	ATLANTIC	STATE		5,000	\$1.50	\$1.60		\$1.05
		22408	ATLANTIC	STATE		22,091	\$1.00	\$0.70		\$1.15
		22407	CUMBERLAND	STATE		40,791	\$1.50			\$1.15
	2022Q2	22111	BURLINGTON	NHP-0068 (301)		17,700	\$0.70			\$1.00
		22109	CUMBERLAND	NHP-D00S (580)		87,008	\$0.42			\$0.50

	REMOVAL OF TRAFFIC STRIPES / LF									
	610036M	2021Q3	21132	CAMDEN	NHP-0076 (203)	39,500	\$0.65	\$1.00	\$1.00	\$1.00
21126			CUMBERLAND	STBGP-0055 (302)	55,956	\$0.50	\$0.50		\$1.00	
21115			CAMDEN	NHP-0038 (324)	160,000	\$0.80			\$0.55	
2021Q4		21128	ATLANTIC	NHP-0030 (363)	162,650	\$0.75			\$0.75	
		21455	CAMDEN	STBGP-FLEX-D00S (503)	550,000	\$0.35	\$0.40	\$0.50	\$0.35	
2022Q1		22408	ATLANTIC	STATE		1,000	\$0.60	\$0.60		\$1.50
		22407	CUMBERLAND	STATE		1,016	\$1.00			\$1.50
		22407	CUMBERLAND	STATE		5,000	\$0.01			\$0.85
		22408	ATLANTIC	STATE		5,000	\$0.01	\$0.60		\$0.85
		22406	BURLINGTON	STATE		10,000	\$0.46	\$0.85	\$0.46	\$1.50
2022Q2		22114	CAMDEN	NHP-0076 (207)		3,154	\$1.00	\$1.50	\$1.00	\$1.00
		22109	CUMBERLAND	NHP-D00S (580)		86,069	\$0.75			\$1.00
		22111	BURLINGTON	NHP-0068 (301)		192,200	\$0.75			\$0.50

REMOVAL OF TRAFFIC MARKINGS / SF										
610039M	2021Q3	21126	CUMBERLAND	STBGP-0055 (302)	660	\$3.30	\$3.00		\$4.00	

HISTORICAL BID PRICE LISTING
BY REGION

REGION: S

PAY ITEM	CALENDAR QUARTER	CONTRACT NUMBER	COUNTY LOCATION	PROJECT DESCRIPTION	BID QUANTITY	AWARD PRICE	SECOND BIDDER	THIRD BIDDER	ESTIMATE
REMOVAL OF TRAFFIC MARKINGS / SF									
610039M	(cont)	21115	CAMDEN	NHP-0038 (324)	319,000	\$1.00			\$3.00
	2021Q4	21128	ATLANTIC	NHP-0030 (363)	450	\$6.72			\$3.00
		21455	CAMDEN	STBGP-FLEX-D00S (503)	44,766	\$1.76	\$1.25	\$3.00	\$1.30
	2022Q1	22408	ATLANTIC	STATE	100	\$4.00	\$4.00		\$4.00
		22406	BURLINGTON	STATE	500	\$3.70	\$3.00	\$0.37	\$4.00
		22407	CUMBERLAND	STATE	500	\$0.01			\$3.00
		22408	ATLANTIC	STATE	500	\$0.01	\$3.00		\$3.00
	2022Q2	22111	BURLINGTON	NHP-0068 (301)	18,125	\$5.58			\$3.00

BOLLARD / U									
610045M	2022Q2	22103	BURLINGTON	NHP-0206 (333)	33	\$675	\$700	\$1,000	\$1,070

TRAFFIC MARKINGS SYMBOLS / SF									
610060M	2021Q3	21115	CAMDEN	NHP-0038 (324)	1,450	\$7.56			\$6.00
	2021Q4	21455	CAMDEN	STBGP-FLEX-D00S (503)	89,531	\$8.00	\$7.50	\$15.00	\$7.00
	2022Q1	22408	ATLANTIC	STATE	139	\$8.50	\$8.60		\$7.00
		22407	CUMBERLAND	STATE	1,186	\$7.00			\$7.00
		22407	CUMBERLAND	STATE	1,250	\$0.01			\$8.00
		22408	ATLANTIC	STATE	1,250	\$0.01	\$6.80		\$8.00
		22406	BURLINGTON	STATE	3,235	\$6.55	\$7.00	\$6.55	\$7.00
	2022Q2	22111	BURLINGTON	NHP-0068 (301)	4,500	\$7.44			\$6.00

HISTORICAL BID PRICE LISTING
 BY REGION

REGION: S

PAY ITEM	CALENDAR QUARTER	CONTRACT NUMBER	COUNTY LOCATION	PROJECT DESCRIPTION	BID QUANTITY	AWARD PRICE	SECOND BIDDER	THIRD BIDDER	ESTIMATE
-----	-----	-----	-----	-----	-----	-----	-----	-----	-----
CRASH CUSH, COMP BAR, TYPE 3, NARROW / U									
611312M	2022Q2	22114	CAMDEN	NHP-0076(207)	1	\$7,000	\$15,000	\$55,000	\$35,000

HISTORICAL BID PRICE LISTING
BY REGION

REGION: S

PAY ITEM	CALENDAR QUARTER	CONTRACT NUMBER	COUNTY LOCATION	PROJECT DESCRIPTION	BID QUANTITY	AWARD PRICE	SECOND BIDDER	THIRD BIDDER	ESTIMATE
REGULATORY AND WARNING SIGN / SF									
612003P	2021Q3	21132	CAMDEN	NHP-0076(203)	274	\$45.00	\$57.00	\$82.00	\$48.00
	2022Q2	22114	CAMDEN	NHP-0076(207)	14	\$30.00	\$65.00	\$100.00	\$40.00
		22103	BURLINGTON	NHP-0206(333)	607	\$45.00	\$38.00	\$44.00	\$39.00

GUIDE SIGN, TYPE GA, STEEL "U" POST SUPP / SF									
612006P	2021Q3	21132	CAMDEN	NHP-0076(203)	83	\$50.00	\$77.00	\$79.00	\$72.00

GUIDE SIGN, TYPE GA, BREAKAWAY SUPPORTS / SF									
612009P	2021Q3	21132	CAMDEN	NHP-0076(203)	429	\$160.00	\$22.00	\$66.00	\$156.00

GUIDE SIGN PANEL, TYPE GO / SF									
612015P	2021Q3	21132	CAMDEN	NHP-0076(203)	2,370	\$35.00	\$22.00	\$28.00	\$42.00

CUSTOM SIGN / SF									
612032P	2022Q2	22103	BURLINGTON	NHP-0206(333)	12	\$45.00	\$40.00	\$44.00	\$17.00

HISTORICAL BID PRICE LISTING
 BY REGION

REGION: S

PAY ITEM	CALENDAR QUARTER	CONTRACT NUMBER	COUNTY LOCATION	PROJECT DESCRIPTION	BID QUANTITY	AWARD PRICE	SECOND BIDDER	THIRD BIDDER	ESTIMATE
NOISE BARRIER, FOUNDATION / U									
613002P	2021Q3	21132	CAMDEN	NHP-0076 (203)	4	\$17,000	\$10,000	\$14,000	\$10,750
		21132	CAMDEN	NHP-0076 (203)	4	\$17,000	\$10,500	\$14,000	\$10,750
		21132	CAMDEN	NHP-0076 (203)	7	\$17,000	\$10,000	\$14,000	\$10,750
		21132	CAMDEN	NHP-0076 (203)	7	\$17,000	\$10,300	\$14,000	\$10,750
		21132	CAMDEN	NHP-0076 (203)	14	\$17,000	\$10,500	\$14,000	\$10,750
NOISE BARRIER, ROADWAY / SY									
613004P	2021Q3	21132	CAMDEN	NHP-0076 (203)	110	\$390.00	\$350.00	\$490.00	\$325.00
		21132	CAMDEN	NHP-0076 (203)	190	\$355.00	\$360.00	\$460.00	\$325.00
		21132	CAMDEN	NHP-0076 (203)	260	\$380.00	\$370.00	\$470.00	\$325.00
		21132	CAMDEN	NHP-0076 (203)	310	\$400.00	\$360.00	\$460.00	\$325.00
		21132	CAMDEN	NHP-0076 (203)	500	\$380.00	\$390.00	\$450.00	\$325.00
		21132	CAMDEN	NHP-0076 (203)	720	\$375.00	\$330.00	\$330.00	\$325.00
		21132	CAMDEN	NHP-0076 (203)	950	\$375.00	\$330.00	\$330.00	\$325.00
NOISE BARRIER, BRIDGE / SY									
613005P	2021Q3	21132	CAMDEN	NHP-0076 (203)	1,300	\$840.00	\$686.00	\$780.00	\$720.00
NOISE BARRIER TEST POSTS AND PANELS / LS									
613015P	2021Q3	21132	CAMDEN	NHP-0076 (203)	1	\$8,000	\$65,000	\$51,000	\$25,000

HISTORICAL BID PRICE LISTING
 BY REGION

REGION: S

PAY ITEM	CALENDAR QUARTER	CONTRACT NUMBER	COUNTY LOCATION	PROJECT DESCRIPTION	BID QUANTITY	AWARD PRICE	SECOND BIDDER	THIRD BIDDER	ESTIMATE
-----	-----	-----	-----	-----	-----	-----	-----	-----	-----
10" DUCTILE IRON WATER PIPE, CLASS 52 / LF									
651060P	2022Q2	22114	CAMDEN	NHP-0076(207)	557	\$600.00	\$300.00	\$280.00	\$600.00

HISTORICAL BID PRICE LISTING
 BY REGION

REGION: S

PAY ITEM	CALENDAR QUARTER	CONTRACT NUMBER	COUNTY LOCATION	PROJECT DESCRIPTION	BID QUANTITY	AWARD PRICE	SECOND BIDDER	THIRD BIDDER	ESTIMATE

WATER SERVICE CONNECTION / U									
651243M	2022Q2	22114	CAMDEN	NHP-0076(207)	2	\$5,200	\$4,500	\$5,900	\$6,000

RESET WATER VALVE BOX / U									
651255M	2022Q1	22408	ATLANTIC	STATE	5	\$0.01	\$0.01		\$80.00
		22407	CUMBERLAND	STATE	20	\$10.00			\$80.00
		22406	BURLINGTON	STATE	29	\$50.00	\$15.00	\$50.00	\$80.00
		22407	CUMBERLAND	STATE	100	\$0.01			\$50.00
		22408	ATLANTIC	STATE	100	\$0.01	\$0.01		\$50.00

HISTORICAL BID PRICE LISTING
 BY REGION

REGION: S

PAY ITEM	CALENDAR QUARTER	CONTRACT NUMBER	COUNTY LOCATION	PROJECT DESCRIPTION	BID QUANTITY	AWARD PRICE	SECOND BIDDER	THIRD BIDDER	ESTIMATE
RESET MANHOLE, SANITARY SEWER, USING EXI / U									
652432M	2021Q3	21115	CAMDEN	NHP-0038 (324)	7	\$1,250			\$640.00

SEPTIC SYSTEM / LS									
652443P	2022Q2	22103	BURLINGTON	NHP-0206 (333)	1	\$35,000	\$50,000	\$150,000	\$30,000

HISTORICAL BID PRICE LISTING
 BY REGION

REGION: S

PAY ITEM	CALENDAR QUARTER	CONTRACT NUMBER	COUNTY LOCATION	PROJECT DESCRIPTION	BID QUANTITY	AWARD PRICE	SECOND BIDDER	THIRD BIDDER	ESTIMATE
RESET GAS VALVE BOX / U									
653084M	2022Q1	22408	ATLANTIC	STATE	9	\$0.01	\$0.01		\$80.00
		22406	BURLINGTON	STATE	17	\$50.00	\$15.00	\$50.00	\$80.00
		22407	CUMBERLAND	STATE	20	\$5.00			\$80.00
		22407	CUMBERLAND	STATE	100	\$0.01			\$50.00
		22408	ATLANTIC	STATE	100	\$0.01	\$0.01		\$50.00

HISTORICAL BID PRICE LISTING
 BY REGION

REGION: S

PAY ITEM	CALENDAR QUARTER	CONTRACT NUMBER	COUNTY LOCATION	PROJECT DESCRIPTION	BID QUANTITY	AWARD PRICE	SECOND BIDDER	THIRD BIDDER	ESTIMATE
ELECTRIC RISER / U									
654027M	2022Q2	22114	CAMDEN	NHP-0076(207)	3	\$1,000	\$1,000	\$5,000	\$5,000
ELECTRICAL MANHOLE / U									
654030M	2022Q2	22114	CAMDEN	NHP-0076(207)	2	\$120,000	\$132,000	\$50,000	\$45,000
CONCRETE ENCASED DUCT BANK, 2-5" PVC / LF									
654060P	2022Q2	22114	CAMDEN	NHP-0076(207)	385	\$350.00	\$325.00	\$200.00	\$400.00
CONCRETE ENCASED DUCT BANK, 12-5" PVC / LF									
654065P	2022Q2	22114	CAMDEN	NHP-0076(207)	563	\$550.00	\$530.00	\$750.00	\$500.00

HISTORICAL BID PRICE LISTING
 BY REGION

REGION: S

PAY ITEM	CALENDAR QUARTER	CONTRACT NUMBER	COUNTY LOCATION	PROJECT DESCRIPTION	BID QUANTITY	AWARD PRICE	SECOND BIDDER	THIRD BIDDER	ESTIMATE
-----	-----	-----	-----	-----	-----	-----	-----	-----	-----
TEMPORARY SUPPORT, UTILITY POLES / U									
657004P	2021Q3	21132	CAMDEN	NHP-0076(203)	2	\$2,000	\$919	\$2,000	\$5,000

HISTORICAL BID PRICE LISTING
BY REGION

REGION: S

PAY ITEM	CALENDAR QUARTER	CONTRACT NUMBER	COUNTY LOCATION	PROJECT DESCRIPTION	BID QUANTITY	AWARD PRICE	SECOND BIDDER	THIRD BIDDER	ESTIMATE
1 1/2" RIGID METALLIC CONDUIT / LF									
701012P	2021Q3	21132	CAMDEN	NHP-0076 (203)	30	\$80.00	\$86.00	\$87.00	\$75.00
		21132	CAMDEN	NHP-0076 (203)	372	\$42.00	\$42.00	\$43.00	\$60.00

2" RIGID METALLIC CONDUIT / LF									
701015P	2021Q3	21132	CAMDEN	NHP-0076 (203)	50	\$42.00	\$44.00	\$45.00	\$60.00
		21605	BURLINGTON	CMAQ ? 0073 (306)	136	\$77.50	\$60.00		\$40.00
	2022Q2	22114	CAMDEN	NHP-0076 (207)	48	\$125.00	\$100.00	\$30.00	\$50.00

3" RIGID METALLIC CONDUIT / LF									
701021P	2021Q3	21605	BURLINGTON	CMAQ ? 0073 (306)	446	\$87.75	\$88.00		\$93.00
		21132	CAMDEN	NHP-0076 (203)	1,269	\$82.00	\$87.00	\$88.00	\$74.00
		21132	CAMDEN	NHP-0076 (203)	1,600	\$55.00	\$57.00	\$58.00	\$80.00
	2022Q2	22103	BURLINGTON	NHP-0206 (333)	773	\$75.00	\$86.00	\$86.00	\$42.00

3" RIGID NONMETALLIC CONDUIT / LF									
701030P	2021Q3	21132	CAMDEN	NHP-0076 (203)	4,539	\$32.00	\$34.00	\$34.00	\$35.00

4" RIGID NONMETALLIC CONDUIT / LF									
701033P	2021Q3	21132	CAMDEN	NHP-0076 (203)	3,000	\$25.00	\$66.00	\$67.00	\$42.00

HISTORICAL BID PRICE LISTING
BY REGION

REGION: S

PAY ITEM	CALENDAR QUARTER	CONTRACT NUMBER	COUNTY LOCATION	PROJECT DESCRIPTION	BID QUANTITY	AWARD PRICE	SECOND BIDDER	THIRD BIDDER	ESTIMATE

18" X 36" JUNCTION BOX / U									
701102M	2021Q3	21132	CAMDEN	NHP-0076 (203)	7	\$2,500	\$2,800	\$2,900	\$3,240
	2022Q1	22408	ATLANTIC	STATE	2	\$4,200	\$4,600		\$2,475
	2022Q2	22103	BURLINGTON	NHP-0206 (333)	9	\$2,500	\$3,330	\$3,330	\$55.00

8" X 8" X 6" METAL JUNCTION BOX / U									
701105M	2021Q3	21132	CAMDEN	NHP-0076 (203)	5	\$1,000	\$1,050	\$1,100	\$1,500

JUNCTION BOX FOUNDATION / U									
701117M	2021Q3	21132	CAMDEN	NHP-0076 (203)	32	\$3,000	\$3,200	\$3,100	\$3,000
	2022Q2	22103	BURLINGTON	NHP-0206 (333)	1	\$2,650	\$3,120	\$3,120	\$2,820

JUNCTION BOX FRAME AND COVER / U									
701120M	2021Q3	21132	CAMDEN	NHP-0076 (203)	3	\$2,500	\$1,235	\$2,100	\$2,400
		21132	CAMDEN	NHP-0076 (203)	3	\$2,500	\$1,235	\$2,600	\$1,700

FOUNDATION, TYPE SFT / U									
701123M	2021Q3	21605	BURLINGTON	CMAQ ? 0073 (306)	5	\$1,890	\$4,200		\$2,706
	2022Q2	22103	BURLINGTON	NHP-0206 (333)	2	\$2,335	\$2,800	\$2,800	\$2,200

FOUNDATION, TYPE SPF / U									
701135M	2022Q2	22103	BURLINGTON	NHP-0206 (333)	3	\$1,700	\$2,200	\$2,200	\$2,000

BORING FOR FOUNDATION, STF 50 FOOT ARM / U									
701136M	2022Q2	22103	BURLINGTON	NHP-0206 (333)	2	\$6,000	\$14,800	\$2,500	\$8,500

HISTORICAL BID PRICE LISTING
BY REGION

REGION: S

PAY ITEM	CALENDAR QUARTER	CONTRACT NUMBER	COUNTY LOCATION	PROJECT DESCRIPTION	BID QUANTITY	AWARD PRICE	SECOND BIDDER	THIRD BIDDER	ESTIMATE
FOUNDATION, STF FOR GREATER THAN 50 FOOT / LF									
701137M	2022Q2	22103	BURLINGTON	NHP-0206(333)	2	\$4,240	\$27,200	\$5,000	\$7,950

FOUNDATION, TYPE SFK / U									
701144M	2022Q2	22103	BURLINGTON	NHP-0206(333)	2	\$2,550	\$3,200	\$3,200	\$2,425

FOUNDATION, TYPE 2M-MC / U									
701162M	2021Q3	21132	CAMDEN	NHP-0076(203)	1	\$4,000	\$4,260	\$4,300	\$4,000

METER CABINET, TYPE TL / U									
701171M	2022Q2	22103	BURLINGTON	NHP-0206(333)	1	\$5,100	\$4,180	\$4,200	\$4,200

METER CABINET, TYPE 2M-MC / U									
701180M	2021Q3	21132	CAMDEN	NHP-0076(203)	1	\$13,000	\$14,000	\$14,000	\$16,000

GROUND WIRE, NO. 6 AWG / LF									
701189P	2021Q3	21605	BURLINGTON	CMAQ ? 0073(306)	782	\$8.00	\$1.46		\$3.00

GROUND WIRE, NO. 8 AWG / LF									
701192P	2021Q3	21605	BURLINGTON	CMAQ ? 0073(306)	32	\$7.05	\$1.20		\$5.00
		21132	CAMDEN	NHP-0076(203)	6,829	\$1.00	\$1.00	\$1.10	\$3.00
	2022Q2	22103	BURLINGTON	NHP-0206(333)	607	\$2.35	\$1.36	\$1.35	\$3.00

MULTIPLE LIGHTING WIRE, NO. 2 AWG / LF									
701195P	2021Q3	21132	CAMDEN	NHP-0076(203)	28,505	\$3.50	\$3.25	\$3.40	\$6.00

HISTORICAL BID PRICE LISTING
BY REGION

REGION: S

PAY ITEM	CALENDAR CONTRACT QUARTER NUMBER	COUNTY LOCATION	PROJECT DESCRIPTION	BID QUANTITY	AWARD PRICE	SECOND BIDDER	THIRD BIDDER	ESTIMATE
MULTIPLE LIGHTING WIRE, NO. 6 AWG / LF								
701198P	2021Q3 21605	BURLINGTON	CMAQ ? 0073(306)	1,564	\$8.00	\$1.64		\$4.00

HISTORICAL BID PRICE LISTING
BY REGION

REGION: S

PAY ITEM	CALENDAR QUARTER	CONTRACT NUMBER	COUNTY LOCATION	PROJECT DESCRIPTION	BID QUANTITY	AWARD PRICE	SECOND BIDDER	THIRD BIDDER	ESTIMATE

MULTIPLE LIGHTING WIRE, NO. 8 AWG / LF									
701201P	2022Q2	22103	BURLINGTON	NHP-0206(333)	1,492	\$3.25	\$1.42	\$1.45	\$3.00

MULTIPLE LIGHTING WIRE, NO. 10 AWG / LF									
701204P	2021Q3	21605	BURLINGTON	CMAQ ? 0073(306)	64	\$6.50	\$1.21		\$6.00
		21132	CAMDEN	NHP-0076(203)	752	\$1.00	\$1.00	\$1.00	\$3.00

SERVICE WIRE, NO. 2 AWG / LF									
701210P	2021Q3	21132	CAMDEN	NHP-0076(203)	225	\$6.00	\$6.00	\$6.20	\$9.00
		21605	BURLINGTON	CMAQ ? 0073(306)	399	\$8.75	\$12.60		\$5.00
	2022Q2	22114	CAMDEN	NHP-0076(207)	205	\$5.00	\$30.00	\$30.00	\$8.00

SERVICE WIRE, NO. 6 AWG / LF									
701213P	2022Q2	22103	BURLINGTON	NHP-0206(333)	142	\$2.50	\$3.43	\$3.50	\$4.00

HISTORICAL BID PRICE LISTING
 BY REGION

REGION: S

PAY ITEM -----	CALENDAR CONTRACT QUARTER NUMBER -----	COUNTY LOCATION -----	PROJECT DESCRIPTION -----	BID QUANTITY -----	AWARD PRICE -----	SECOND BIDDER -----	THIRD BIDDER -----	ESTIMATE -----
MODIFY EXISTING LOAD CENTER / LS								
701375P	2021Q3 21132	CAMDEN	NHP-0076(203)	1	\$2,200	\$2,300	\$2,300	\$10,800

HISTORICAL BID PRICE LISTING
BY REGION

REGION: S

PAY ITEM	CALENDAR QUARTER	CONTRACT NUMBER	COUNTY LOCATION	PROJECT DESCRIPTION	BID QUANTITY	AWARD PRICE	SECOND BIDDER	THIRD BIDDER	ESTIMATE
CONTROLLER, 8 PHASE / U									
702009M	2022Q2	22103	BURLINGTON	NHP-0206(333)	1	\$17,500	\$15,440	\$25,000	\$14,985
TRAFFIC SIGNAL STANDARD, ALUMINUM / U									
702012M	2021Q3	21605	BURLINGTON	CMAQ ? 0073(306)	5	\$6,160	\$9,590		\$2,766
	2022Q2	22103	BURLINGTON	NHP-0206(333)	4	\$3,320	\$3,580	\$3,600	\$2,185
SIGNAL STANDARD GREATER 50 FOOT, STEEL / U									
702014M	2022Q2	22103	BURLINGTON	NHP-0206(333)	2	\$18,745	\$19,980	\$20,000	\$6,270
PEDESTRIAN SIGNAL STANDARD / U									
702018M	2022Q2	22103	BURLINGTON	NHP-0206(333)	3	\$1,100	\$998	\$1,000	\$900.00
TRAFFIC SIGNAL MAST ARM, ALUMINUM / U									
702021M	2022Q2	22103	BURLINGTON	NHP-0206(333)	2	\$4,600	\$2,980	\$3,000	\$3,235
TRAFFIC ARM GREATER THAN 50 FOOT, STEEL / U									
702025M	2022Q2	22103	BURLINGTON	NHP-0206(333)	2	\$35,300	\$33,840	\$35,000	\$8,175
TRAFFIC SIGNAL CABLE, 2 CONDUCTOR / LF									
702027P	2022Q2	22103	BURLINGTON	NHP-0206(333)	1,114	\$2.30	\$1.28	\$1.30	\$3.00
TRAFFIC SIGNAL CABLE, 5 CONDUCTOR / LF									
702030P	2022Q2	22103	BURLINGTON	NHP-0206(333)	1,447	\$2.85	\$2.01	\$2.00	\$3.00

HISTORICAL BID PRICE LISTING
BY REGION

REGION: S

PAY ITEM	CALENDAR QUARTER	CONTRACT NUMBER	COUNTY LOCATION	PROJECT DESCRIPTION	BID QUANTITY	AWARD PRICE	SECOND BIDDER	THIRD BIDDER	ESTIMATE
TRAFFIC SIGNAL CABLE, 10 CONDUCTOR / LF									
702033P	2022Q2	22103	BURLINGTON	NHP-0206(333)	2,333	\$3.85	\$4.50	\$4.50	\$4.00
TRAFFIC SIGNAL HEAD / U									
702036M	2022Q2	22103	BURLINGTON	NHP-0206(333)	16	\$1,450	\$1,640	\$1,640	\$1,080
PEDESTRIAN SIGNAL HEAD / U									
702039M	2022Q2	22103	BURLINGTON	NHP-0206(333)	4	\$885	\$1,040	\$1,040	\$1,000
PUSH BUTTON / U									
702042M	2022Q2	22103	BURLINGTON	NHP-0206(333)	4	\$470.00	\$409.00	\$410.00	\$500.00
IMAGE DETECTOR / U									
702045M	2021Q3	21605	BURLINGTON	CMAQ ? 0073(306)	14	\$23,000	\$27,220		\$7,487
RADAR DETECTOR / U									
702046M	2022Q2	22103	BURLINGTON	NHP-0206(333)	4	\$8,590	\$9,010	\$9,000	\$9,000
GENERATOR AUXILIARY CABINET / U									
702050M	2021Q3	21605	BURLINGTON	CMAQ ? 0073(306)	4	\$9,065	\$13,950		\$7,216
	2022Q2	22103	BURLINGTON	NHP-0206(333)	1	\$8,545	\$7,290	\$7,300	\$8,200
INTERIM TRAFFIC SIGNAL SYSTEM, LOCATION / LS									
702057M	2021Q3	21605	BURLINGTON	CMAQ ? 0073(306)	1	\$1.00	\$0.01		\$15,000

HISTORICAL BID PRICE LISTING
 BY REGION

REGION: S

PAY ITEM	CALENDAR QUARTER	CONTRACT NUMBER	COUNTY LOCATION	PROJECT DESCRIPTION	BID QUANTITY	AWARD PRICE	SECOND BIDDER	THIRD BIDDER	ESTIMATE
INTERIM TRAFFIC SIGNAL SYSTEM, LOCATION / LS									
702057M	(cont)	21605	BURLINGTON	CMAQ ? 0073(306)	1	\$1.00	\$0.01		\$15,000
		21605	BURLINGTON	CMAQ ? 0073(306)	1	\$1.00	\$0.01		\$15,000
		21605	BURLINGTON	CMAQ ? 0073(306)	1	\$1.00	\$0.01		\$15,000
	2022Q2	22103	BURLINGTON	NHP-0206(333)	1	\$14,300	\$81,550	\$5,000	\$11,100

CONTROLLER TURN-ON / U									
702060M	2022Q2	22103	BURLINGTON	NHP-0206(333)	1	\$14,000	\$4,760	\$8,000	\$2,725

HISTORICAL BID PRICE LISTING
BY REGION

REGION: S

PAY ITEM	CALENDAR QUARTER	CONTRACT NUMBER	COUNTY LOCATION	PROJECT DESCRIPTION	BID QUANTITY	AWARD PRICE	SECOND BIDDER	THIRD BIDDER	ESTIMATE

LIGHTING STANDARD ALUMINUM / U									
703003M	2021Q3	21132	CAMDEN	NHP-0076 (203)	35	\$2,800	\$2,900	\$2,900	\$3,480
	2022Q2	22103	BURLINGTON	NHP-0206 (333)	1	\$2,525	\$2,600	\$2,600	\$2,000

LIGHTING MAST ARM ALUMINUM / U									
703012M	2021Q3	21132	CAMDEN	NHP-0076 (203)	5	\$650.00	\$690.00	\$700.00	\$1,320

LUMINAIRE / U									
703018M	2021Q3	21132	CAMDEN	NHP-0076 (203)	35	\$1,350	\$1,400	\$1,500	\$1,800
	2022Q2	22103	BURLINGTON	NHP-0206 (333)	4	\$2,630	\$2,310	\$2,300	\$1,700

SIGN LIGHTING, STRUCTURE NO. ____ / LS									
703021M	2021Q3	21132	CAMDEN	NHP-0076 (203)	1	\$35,000	\$38,000	\$38,000	\$54,000
		21132	CAMDEN	NHP-0076 (203)	1	\$18,000	\$19,000	\$19,000	\$42,000

UNDERDECK LIGHTING TYPE W / U									
703024M	2021Q3	21132	CAMDEN	NHP-0076 (203)	4	\$2,400	\$2,450	\$2,500	\$4,800

TEMPORARY HIGHWAY LIGHTING SYSTEM / LS									
703033P	2021Q3	21132	CAMDEN	NHP-0076 (203)	1	\$100,000	\$172,000	\$170,000	\$96,000

HISTORICAL BID PRICE LISTING
BY REGION

REGION: S

PAY ITEM	CALENDAR QUARTER	CONTRACT NUMBER	COUNTY LOCATION	PROJECT DESCRIPTION	BID QUANTITY	AWARD PRICE	SECOND BIDDER	THIRD BIDDER	ESTIMATE
ITS CONDUIT, TYPE A / LF									
704002M	2021Q3	21605	BURLINGTON	CMAQ ? 0073(306)	320	\$117.75	\$62.00		\$124.00
		21132	CAMDEN	NHP-0076(203)	2,269	\$45.00	\$49.00	\$49.00	\$50.00

JUNCTION BOX ITS TYPE A / U									
704003M	2021Q3	21605	BURLINGTON	CMAQ ? 0073(306)	3	\$5,140	\$6,580		\$4,481
		21132	CAMDEN	NHP-0076(203)	5	\$6,000	\$6,300	\$6,400	\$5,880

JUNCTION BOX ITS REMOVAL / U									
704004M	2021Q3	21132	CAMDEN	NHP-0076(203)	2	\$450	\$240	\$1,600	\$1,080

JUNCTION BOX ITS TYPE B / U									
704006M	2021Q3	21605	BURLINGTON	CMAQ ? 0073(306)	5	\$11,065	\$31,180		\$3,372

JUNCTION BOX ITS TYPE C / U									
704009M	2021Q3	21132	CAMDEN	NHP-0076(203)	3	\$2,600	\$2,750	\$2,800	\$3,000
		21605	BURLINGTON	CMAQ ? 0073(306)	10	\$3,150	\$3,380		\$2,295

METER CABINET ITS / U									
704011M	2021Q3	21132	CAMDEN	NHP-0076(203)	2	\$3,000	\$3,100	\$3,200	\$4,920
		21605	BURLINGTON	CMAQ ? 0073(306)	5	\$6,590	\$9,350		\$4,633

FOUNDATION, ITS / U									
704014M	2021Q3	21132	CAMDEN	NHP-0076(203)	2	\$2,200	\$2,300	\$2,400	\$3,360
		21605	BURLINGTON	CMAQ ? 0073(306)	5	\$2,390	\$3,200		\$2,069

FOUNDATION ITS TYPE D / U									
704024M	2021Q3	21132	CAMDEN	NHP-0076(203)	1	\$3,000	\$3,200	\$3,200	\$3,960

HISTORICAL BID PRICE LISTING
 BY REGION

REGION: S

PAY ITEM	CALENDAR QUARTER	CONTRACT NUMBER	COUNTY LOCATION	PROJECT DESCRIPTION	BID QUANTITY	AWARD PRICE	SECOND BIDDER	THIRD BIDDER	ESTIMATE
CONTROLLER MODIFICATIONS, TYPE ___ / U									
704032M	2021Q3	21605	BURLINGTON	CMAQ ? 0073(306)	4	\$88,225	\$93,990		\$29,049

CONTROL CENTER SYSTEM, LOCATION NO. ___ / LS									
704033P	2021Q3	21605	BURLINGTON	CMAQ ? 0073(306)	1	\$37,700	\$45,380		\$10,000
		21605	BURLINGTON	CMAQ ? 0073(306)	1	\$151,000	\$150,060		\$10,000

FIBER OPTIC CABLE TYPE E / LF									
704078P	2021Q3	21605	BURLINGTON	CMAQ ? 0073(306)	5,714	\$18.25	\$3.45		\$15.00

CONTROLLER, CTSS TURN ON / U									
704090M	2021Q3	21605	BURLINGTON	CMAQ ? 0073(306)	4	\$4,715	\$11,330		\$4,557

HISTORICAL BID PRICE LISTING
 BY REGION

REGION: S

PAY ITEM	CALENDAR QUARTER	CONTRACT NUMBER	COUNTY LOCATION	PROJECT DESCRIPTION	BID QUANTITY	AWARD PRICE	SECOND BIDDER	THIRD BIDDER	ESTIMATE
WIM ROADWAY DEVICES 1 LANES / U									
704189M	2022Q1	22408	ATLANTIC	STATE	4	\$25,000	\$26,500		\$32,039
	2022Q2	22111	BURLINGTON	NHP-0068 (301)	6	\$45,388			\$30,500

HISTORICAL BID PRICE LISTING
 BY REGION

REGION: S

PAY ITEM	CALENDAR QUARTER	CONTRACT NUMBER	COUNTY LOCATION	PROJECT DESCRIPTION	BID QUANTITY	AWARD PRICE	SECOND BIDDER	THIRD BIDDER	ESTIMATE
TVS ROADWAY LOOPS	___	LANES / U							
704203M	2021Q3	21115	CAMDEN	NHP-0038 (324)	4	\$10,647			\$6,600

ROADSIDE UNIT / U									
704237M	2021Q3	21605	BURLINGTON	CMAQ ? 0073 (306)	8	\$36,000	\$39,340		\$16,135

HISTORICAL BID PRICE LISTING
 BY REGION

REGION: S

PAY ITEM	CALENDAR QUARTER	CONTRACT NUMBER	COUNTY LOCATION	PROJECT DESCRIPTION	BID QUANTITY	AWARD PRICE	SECOND BIDDER	THIRD BIDDER	ESTIMATE
SYSTEM DETECTOR, TYPE ____ / U									
704300M	2021Q3	21605	BURLINGTON	CMAQ ? 0073(306)	5	\$76,000	\$81,910		\$25,343

BEFORE AND AFTER TRAFFIC STUDIES / L S									
704340M	2021Q3	21605	BURLINGTON	CMAQ ? 0073(306)	1	\$97,600	\$103,420		\$400,000

HISTORICAL BID PRICE LISTING
BY REGION

REGION: S

PAY ITEM	CALENDAR QUARTER	CONTRACT NUMBER	COUNTY LOCATION	PROJECT DESCRIPTION	BID QUANTITY	AWARD PRICE	SECOND BIDDER	THIRD BIDDER	ESTIMATE

TRIMMING EXISTING TREE, OVER 6" TO 12" D / U									
802003M	2022Q1	22426	CAMDEN	STATE	25	\$25.00	\$120.00		\$100.00

TRIMMING EXISTING TREE, OVER 12" TO 18" / U									
802006M	2022Q1	22426	CAMDEN	STATE	3	\$25.00	\$120.00		\$150.00

TRIMMING EXISTING TREE, OVER 18" TO 24" / U									
802009M	2022Q1	22426	CAMDEN	STATE	3	\$25.00	\$120.00		\$150.00

TRIMMING EXISTING TREE, OVER 24" TO 30" / U									
802012M	2022Q1	22426	CAMDEN	STATE	3	\$25.00	\$120.00		\$150.00

TRIMMING EXISTING TREE, OVER 30" TO 36" / U									
802015M	2022Q1	22426	CAMDEN	STATE	3	\$25.00	\$120.00		\$150.00

TRIMMING EXISTING TREE, OVER 36" DIAMETE / U									
802018M	2022Q1	22426	CAMDEN	STATE	3	\$25.00	\$120.00		\$170.00

TREE REMOVAL, OVER 6" TO 12" DIAMETER / U									
802021M	2021Q3	21126	CUMBERLAND	STBGP-0055 (302)	7	\$500.00	\$500.00		\$425.00
	2022Q1	22426	CAMDEN	STATE	25	\$50.00	\$300.00		\$100.00

TREE REMOVAL, OVER 12" TO 18" DIAMETER / U									
802024M	2021Q3	21126	CUMBERLAND	STBGP-0055 (302)	8	\$1,100	\$1,000		\$700.00

HISTORICAL BID PRICE LISTING
 BY REGION

REGION: S

PAY ITEM	CALENDAR QUARTER	CONTRACT NUMBER	COUNTY LOCATION	PROJECT DESCRIPTION	BID QUANTITY	AWARD PRICE	SECOND BIDDER	THIRD BIDDER	ESTIMATE

TREE REMOVAL, OVER 12" TO 18" DIAMETER / U									
802024M	2022Q1	22426	CAMDEN	STATE	3	\$100.00	\$300.00		\$250.00

TREE REMOVAL, OVER 18" TO 24" DIAMETER / U									
802027M	2021Q3	21126	CUMBERLAND	STBGP-0055 (302)	1	\$1,800	\$1,500		\$2,600
	2022Q1	22426	CAMDEN	STATE	3	\$250.00	\$300.00		\$250.00

TREE REMOVAL, OVER 24" TO 30" DIAMETER / U									
802030M	2022Q1	22426	CAMDEN	STATE	3	\$600.00	\$300.00		\$250.00

TREE REMOVAL, OVER 30" TO 36" DIAMETER / U									
802033M	2022Q1	22426	CAMDEN	STATE	3	\$900.00	\$300.00		\$550.00

TREE REMOVAL, OVER 36" DIAMETER / U									
802036M	2022Q1	22426	CAMDEN	STATE	3	\$1,100	\$300		\$1,000

HISTORICAL BID PRICE LISTING
BY REGION

REGION: S

PAY ITEM	CALENDAR QUARTER	CONTRACT NUMBER	COUNTY LOCATION	PROJECT DESCRIPTION	BID QUANTITY	AWARD PRICE	SECOND BIDDER	THIRD BIDDER	ESTIMATE
TOPSOIL SPREADING ___" THICK / SY									
804000P	2021Q3	21132	CAMDEN	NHP-0076 (203)	16,667	\$2.50	\$2.60	\$12.70	\$5.00
	2022Q1	22407	CUMBERLAND	STATE	739	\$10.00			\$7.00
		22406	BURLINGTON	STATE	1,127	\$1.00	\$3.00	\$3.25	\$7.00
		22408	ATLANTIC	STATE	1,198	\$0.50	\$4.00		\$7.00
		22407	CUMBERLAND	STATE	5,000	\$0.01			\$5.00
		22408	ATLANTIC	STATE	5,000	\$0.01	\$0.01		\$5.00
	2022Q2	22114	CAMDEN	NHP-0076 (207)	130	\$5.00	\$10.00	\$10.00	\$10.00
		22103	BURLINGTON	NHP-0206 (333)	6,445	\$5.00	\$2.75	\$3.80	\$7.00

TOPSOILING, 4" THICK / SY									
804006P	2021Q3	21605	BURLINGTON	CMAQ ? 0073 (306)	100	\$10.25	\$6.00		\$11.00

PLANT PIT SOIL / CY									
804014P	2021Q3	21132	CAMDEN	NHP-0076 (203)	22	\$85.00	\$89.00	\$69.00	\$84.00

BORROW TOPSOIL / CY									
804015P	2021Q3	21605	BURLINGTON	CMAQ ? 0073 (306)	50	\$61.00	\$6.00		\$61.00
		21132	CAMDEN	NHP-0076 (203)	821	\$55.00	\$57.00	\$55.00	\$42.00
	2022Q1	22406	BURLINGTON	STATE	100	\$31.00	\$10.00	\$55.00	\$50.00
		22407	CUMBERLAND	STATE	100	\$50.00			\$50.00
		22408	ATLANTIC	STATE	130	\$1.00	\$10.00		\$50.00
		22407	CUMBERLAND	STATE	1,250	\$0.01			\$4.00
		22408	ATLANTIC	STATE	1,250	\$0.01	\$0.01		\$4.00
	2022Q2	22114	CAMDEN	NHP-0076 (207)	4	\$75.00	\$150.00	\$100.00	\$63.00
		22103	BURLINGTON	NHP-0206 (333)	1,140	\$50.00	\$55.00	\$30.50	\$30.00

HISTORICAL BID PRICE LISTING
 BY REGION

REGION: S

PAY ITEM	CALENDAR QUARTER	CONTRACT NUMBER	COUNTY LOCATION	PROJECT DESCRIPTION	BID QUANTITY	AWARD PRICE	SECOND BIDDER	THIRD BIDDER	ESTIMATE

TURF REPAIR STRIP / LF									
805003M	2021Q3	21126	CUMBERLAND	STBGP-0055 (302)	504	\$10.00	\$15.00		\$5.00
	2022Q1	22406	BURLINGTON	STATE	2,000	\$1.00	\$2.50	\$8.00	\$3.00
		22407	CUMBERLAND	STATE	2,000	\$4.00			\$3.00
		22408	ATLANTIC	STATE	2,000	\$2.00	\$2.50		\$3.00
		22407	CUMBERLAND	STATE	5,000	\$0.01			\$2.00
		22408	ATLANTIC	STATE	5,000	\$0.01	\$0.01		\$2.00
	2022Q2	22109	CUMBERLAND	NHP-D00S (580)	397	\$46.25			\$15.00
		22111	BURLINGTON	NHP-0068 (301)	3,839	\$18.35			\$3.00

STABILIZED TURF / SY									
805005M	2021Q4	21128	ATLANTIC	NHP-0030 (363)	858	\$73.67			\$15.00
	2022Q2	22111	BURLINGTON	NHP-0068 (301)	199	\$105.72			\$35.00

HISTORICAL BID PRICE LISTING
BY REGION

REGION: S

PAY ITEM	CALENDAR QUARTER	CONTRACT NUMBER	COUNTY LOCATION	PROJECT DESCRIPTION	BID QUANTITY	AWARD PRICE	SECOND BIDDER	THIRD BIDDER	ESTIMATE

FERTILIZING AND SEEDING, TYPE A / SY									
806003P	2022Q1	22407	CUMBERLAND	STATE	5,000	\$0.01			\$2.00
		22408	ATLANTIC	STATE	5,000	\$0.01	\$0.01		\$2.00

FERTILIZING AND SEEDING, TYPE A-3 / SY									
806006P	2021Q3	21605	BURLINGTON	CMAQ ? 0073(306)	100	\$9.00	\$6.00		\$2.00
		21132	CAMDEN	NHP-0076(203)	8,810	\$1.35	\$1.40	\$3.50	\$3.00
	2022Q1	22407	CUMBERLAND	STATE	739	\$1.00			\$2.00
		22406	BURLINGTON	STATE	1,127	\$0.10	\$0.25	\$2.00	\$2.00
		22408	ATLANTIC	STATE	1,198	\$0.25	\$1.00		\$2.00
	2022Q2	22103	BURLINGTON	NHP-0206(333)	6,445	\$1.25	\$1.65	\$1.80	\$2.00

FERTILIZING AND SEEDING, TYPE F / SY									
806018P	2021Q3	21132	CAMDEN	NHP-0076(203)	784	\$1.75	\$1.80	\$4.60	\$2.00
	2022Q2	22114	CAMDEN	NHP-0076(207)	15	\$10.00	\$6.00	\$5.00	\$2.00
		22103	BURLINGTON	NHP-0206(333)	294	\$0.10	\$2.00	\$2.50	\$4.00

FERTILIZING AND SEEDING, TYPE W / SY									
806024P	2021Q3	21132	CAMDEN	NHP-0076(203)	453	\$2.50	\$2.60	\$2.85	\$5.00

WILDFLOWER SEEDING / SY									
806030P	2021Q3	21132	CAMDEN	NHP-0076(203)	1,619	\$1.50	\$1.55	\$4.20	\$5.00

FERTILIZING AND SEEDING, LOW MAINTENANCE / SY									
806033P	2022Q2	22114	CAMDEN	NHP-0076(207)	157	\$5.00	\$6.00	\$5.00	\$2.00

HISTORICAL BID PRICE LISTING
 BY REGION

REGION: S

PAY ITEM	CALENDAR QUARTER	CONTRACT NUMBER	COUNTY LOCATION	PROJECT DESCRIPTION	BID QUANTITY	AWARD PRICE	SECOND BIDDER	THIRD BIDDER	ESTIMATE
-----	-----	-----	-----	-----	-----	-----	-----	-----	-----
TOPSOIL STABILIZATION, TYPE 3 MAT / SY									
807009M	2021Q3	21132	CAMDEN	NHP-0076(203)	1,417	\$4.50	\$4.65	\$7.80	\$12.00

HISTORICAL BID PRICE LISTING
BY REGION

REGION: S

PAY ITEM	CALENDAR QUARTER	CONTRACT NUMBER	COUNTY LOCATION	PROJECT DESCRIPTION	BID QUANTITY	AWARD PRICE	SECOND BIDDER	THIRD BIDDER	ESTIMATE

STRAW MULCHING / SY									
809003M	2021Q3	21605	BURLINGTON	CMAQ ? 0073 (306)	100	\$9.75	\$6.00		\$2.00
		21132	CAMDEN	NHP-0076 (203)	1,619	\$0.85	\$0.85	\$2.00	\$4.00
	2022Q1	22407	CUMBERLAND	STATE	739	\$0.01			\$2.00
		22406	BURLINGTON	STATE	1,127	\$0.10	\$0.25	\$0.90	\$2.00
		22408	ATLANTIC	STATE	1,198	\$0.10	\$0.20		\$2.00
		22407	CUMBERLAND	STATE	5,000	\$0.01			\$1.00
		22408	ATLANTIC	STATE	5,000	\$0.01	\$0.01		\$1.00
	2022Q2	22114	CAMDEN	NHP-0076 (207)	157	\$5.00	\$6.00	\$2.00	\$2.00
		22103	BURLINGTON	NHP-0206 (333)	6,445	\$0.75	\$0.80	\$1.25	\$1.00

FIBER MULCHING / SY									
809006M	2021Q3	21132	CAMDEN	NHP-0076 (203)	8,810	\$1.00	\$1.00	\$3.70	\$4.00

WOOD MULCHING / SY									
809018M	2021Q3	21132	CAMDEN	NHP-0076 (203)	54	\$10.00	\$10.50	\$13.10	\$7.00

HISTORICAL BID PRICE LISTING
 BY REGION

REGION: S

PAY ITEM -----	CALENDAR QUARTER -----	CONTRACT NUMBER -----	COUNTY LOCATION -----	PROJECT DESCRIPTION -----	BID QUANTITY -----	AWARD PRICE -----	SECOND BIDDER -----	THIRD BIDDER -----	ESTIMATE -----
MOWING / ACRE									
810003M	2021Q3	21132	CAMDEN	NHP-0076(203)	4	\$650.00	\$680.00	\$530.00	\$744.00

HISTORICAL BID PRICE LISTING
 BY REGION

REGION: S

PAY ITEM	CALENDAR QUARTER	CONTRACT NUMBER	COUNTY LOCATION	PROJECT DESCRIPTION	BID QUANTITY	AWARD PRICE	SECOND BIDDER	THIRD BIDDER	ESTIMATE
LARGE DECIDUOUS TREE, 2-2 1/2" CALIPER, / U									
811006M	2021Q3	21132	CAMDEN	NHP-0076(203)	9	\$550.00	\$578.00	\$620.00	\$500.00
SMALL DECIDUOUS TREE, 2-2 1/2" CALIPER, / U									
811024M	2021Q3	21132	CAMDEN	NHP-0076(203)	23	\$550.00	\$578.00	\$560.00	\$450.00
SMALL DECIDUOUS TREE, 7-8' HIGH, B&B / U									
811031M	2021Q3	21132	CAMDEN	NHP-0076(203)	9	\$500.00	\$525.00	\$496.00	\$375.00
EVERGREEN TREE, 6-7' HIGH, B&B / U									
811039M	2021Q3	21132	CAMDEN	NHP-0076(203)	15	\$450.00	\$470.00	\$510.00	\$350.00
DECIDUOUS SHRUB, 4-5' HIGH, B&B / U									
811056M	2021Q3	21132	CAMDEN	NHP-0076(203)	19	\$225.00	\$235.00	\$210.00	\$115.00

HISTORICAL BID PRICE LISTING
 BY REGION

REGION: S

PAY ITEM	CALENDAR QUARTER	CONTRACT NUMBER	COUNTY LOCATION	PROJECT DESCRIPTION	BID QUANTITY	AWARD PRICE	SECOND BIDDER	THIRD BIDDER	ESTIMATE
PLANT ESTABLISHMENT PERIOD / LS									
811138M	2021Q3	21132	CAMDEN	NHP-0076(203)	1	\$10,000	\$15,000	\$36,000	\$6,000

WATERING / MG									
811165M	2021Q3	21132	CAMDEN	NHP-0076(203)	5	\$250.00	\$262.00	\$430.00	\$1,000

HISTORICAL BID PRICE LISTING
 BY REGION

REGION: S

PAY ITEM -----	CALENDAR CONTRACT QUARTER NUMBER -----	COUNTY LOCATION -----	PROJECT DESCRIPTION -----	BID QUANTITY -----	AWARD PRICE -----	SECOND BIDDER -----	THIRD BIDDER -----	ESTIMATE -----
MISCELLANEOUS CONCRETE / CY								
903006M	2022Q1 22423	CAMDEN	N/A	20	\$250.00	\$750.00	\$500.00	\$600.00

HISTORICAL BID PRICE LISTING
 BY REGION

REGION: S

PAY ITEM ----- NO ITEM / U	CALENDAR QUARTER -----	CONTRACT NUMBER -----	COUNTY LOCATION -----	PROJECT DESCRIPTION -----	BID QUANTITY -----	AWARD PRICE -----	SECOND BIDDER -----	THIRD BIDDER -----	ESTIMATE -----
999999P	2021Q3	21605	BURLINGTON	CMAQ ? 0073(306)	1	\$13.00	\$13.00		\$0.00

HISTORICAL BID PRICE LISTING
 BY REGION

REGION: S

PAY ITEM -----	CALENDAR QUARTER -----	CONTRACT NUMBER -----	COUNTY LOCATION -----	PROJECT DESCRIPTION -----	BID QUANTITY -----	AWARD PRICE -----	SECOND BIDDER -----	THIRD BIDDER -----	ESTIMATE -----
INSPECTION OF UNITS / U									
MMA001M	2022Q1	22423	CAMDEN	N/A	15	\$1,000	\$1,000	\$1,000	\$1,000

HISTORICAL BID PRICE LISTING
BY REGION

REGION: S

PAY ITEM	CALENDAR QUARTER	CONTRACT NUMBER	COUNTY LOCATION	PROJECT DESCRIPTION	BID QUANTITY	AWARD PRICE	SECOND BIDDER	THIRD BIDDER	ESTIMATE
BRIDGE HEADER REPAIR / LF									
MMB070M	2021Q4	21475	ATLANTIC	NHP-0052 (302)	2,200	\$95.00	\$120.00	\$200.00	\$200.00
CONCRETE BALUSTRADE REPAIR / LF									
MMB076M	2021Q4	21475	ATLANTIC	NHP-0052 (302)	1,000	\$100.00	\$145.00	\$200.00	\$240.00
REPAIR CONCRETE CURB / LF									
MMB077M	2021Q4	21475	ATLANTIC	NHP-0052 (302)	1,000	\$112.00	\$90.00	\$185.00	\$125.00
FLOODLIGHTS FOR NIGHTTIME OPERATION / U									
MMB085M	2021Q4	20460	CAMDEN	NHP-D00S (455)	8	\$1,000	\$1,000	\$50	\$500.00
DECK CORROSION INHIBITOR / SY									
MMB086M	2021Q4	21475	ATLANTIC	NHP-0052 (302)	300,000	\$5.50	\$7.75	\$8.00	\$10.00
DECK JOINT RESEAL (SILICON) / LF									
MMB087M	2021Q4	21475	ATLANTIC	NHP-0052 (302)	5,500	\$42.00	\$16.50	\$200.00	\$60.00
BRIDGE DECK CRACK SEALING / LF									
MMB088M	2021Q4	21475	ATLANTIC	NHP-0052 (302)	5,000	\$5.50	\$28.00	\$20.00	\$20.00
DECK JOINT REPAIR / LF									
MMB089M	2021Q4	21475	ATLANTIC	NHP-0052 (302)	1,000	\$195.00	\$225.00	\$375.00	\$140.00
DECK JOINT RESEAL (RUBBER ASPHALT) / LF									
MMB090M	2021Q4	21475	ATLANTIC	NHP-0052 (302)	2,500	\$18.00	\$1.00	\$15.00	\$45.00

HISTORICAL BID PRICE LISTING
 BY REGION

REGION: S

PAY ITEM	CALENDAR QUARTER	CONTRACT NUMBER	COUNTY LOCATION	PROJECT DESCRIPTION	BID QUANTITY	AWARD PRICE	SECOND BIDDER	THIRD BIDDER	ESTIMATE

FORCE ACCOUNT LABOR, EQUIPMENT & MATERIA / DOLL									
MMB091M	2022Q1	22426	CAMDEN	STATE	80,000	\$1.00	\$1.00		\$1.00

CREW COORDINATOR / HOUR									
MMB092M	2021Q4	22436	BURLINGTON	N/A	40	\$125.00	\$125.00	\$125.00	\$125.00
		22417	BURLINGTON	N/A	50	\$125.00	\$125.00	\$125.00	\$125.00
		22414	BURLINGTON	N/A	100	\$125.00	\$125.00	\$125.00	\$125.00
		22420	CUMBERLAND	N/A	250	\$125.00	\$125.00		\$125.00

HISTORICAL BID PRICE LISTING
BY REGION

REGION: S

PAY ITEM	CALENDAR QUARTER	CONTRACT NUMBER	COUNTY LOCATION	PROJECT DESCRIPTION	BID QUANTITY	AWARD PRICE	SECOND BIDDER	THIRD BIDDER	ESTIMATE
POWER TOOL CLEANING AND PAINTING / SF									
MMB135M	2021Q4	21475	ATLANTIC	NHP-0052 (302)	10,000	\$38.00	\$46.00	\$100.00	\$50.00

LANE CLOSURES / HOUR									
MMB172M	2021Q4	22420	CUMBERLAND	N/A	1,500	\$185.00	\$190.56		\$75.00
		22414	BURLINGTON	N/A	2,000	\$0.01	\$0.01	\$1.00	\$50.00
		22433	CAMDEN	100% State	2,000	\$170.00	\$0.01	\$1.00	\$65.00
		22436	BURLINGTON	N/A	2,100	\$0.01	\$0.01	\$1.00	\$65.00
		22417	BURLINGTON	N/A	4,800	\$0.01	\$0.01	\$200.00	\$50.00

SOLID WASTE DISPOSAL / DOLL									
MMB173M	2021Q4	22420	CUMBERLAND	N/A	1,000	\$1.00	\$1.00		\$1.00
		22414	BURLINGTON	N/A	5,000	\$1.00	\$1.00	\$1.00	\$1.00
		22417	BURLINGTON	N/A	10,000	\$1.00	\$1.00	\$1.00	\$1.00
		22433	CAMDEN	100% State	10,000	\$1.00	\$1.00	\$1.00	\$1.00
		22436	BURLINGTON	N/A	40,000	\$1.00	\$1.00	\$1.00	\$1.00

REPAIR CATEGORY "A" / HOUR									
MMB181M	2022Q1	22423	CAMDEN	N/A	120	\$1,300	\$1,500	\$1,000	\$1,200

DIVING CREW / HOUR									
MMB185M	2021Q4	22436	BURLINGTON	N/A	1,400	\$360.18	\$354.00	\$400.00	\$480.00

LABOR CREW / HOUR									
MMB186M	2021Q4	22420	CUMBERLAND	N/A	325	\$355.00	\$385.00		\$350.00
		22420	CUMBERLAND	N/A	700	\$560.00	\$575.02		\$575.00
		22420	CUMBERLAND	N/A	700	\$438.00	\$450.00		\$510.00
		22420	CUMBERLAND	N/A	700	\$262.00	\$255.00		\$325.00
		22420	CUMBERLAND	N/A	700	\$556.00	\$595.00		\$675.00

HISTORICAL BID PRICE LISTING
 BY REGION

REGION: S

PAY ITEM	CALENDAR QUARTER	CONTRACT NUMBER	COUNTY LOCATION	PROJECT DESCRIPTION	BID QUANTITY	AWARD PRICE	SECOND BIDDER	THIRD BIDDER	ESTIMATE
LABOR CREW / HOUR									
MMB186M	(cont)	22420	CUMBERLAND	N/A	700	\$630.00	\$585.00		\$625.00
		22420	CUMBERLAND	N/A	700	\$569.00	\$600.00		\$540.00
		22414	BURLINGTON	N/A	2,000	\$438.55	\$452.00	\$677.00	\$500.00
		22414	BURLINGTON	N/A	2,000	\$303.00	\$335.19	\$327.00	\$315.00
		22433	CAMDEN	100% State	2,000	\$590.00	\$815.00	\$828.00	\$670.00
		22433	CAMDEN	100% State	2,000	\$590.00	\$595.00	\$912.00	\$695.00
		22436	BURLINGTON	N/A	2,100	\$694.30	\$695.00	\$700.00	\$690.00
		22417	BURLINGTON	N/A	4,800	\$620.00	\$630.00	\$600.00	\$568.00

RAILROAD SERVICES / DOLL									
MMB188M	2021Q4	21475	ATLANTIC	NHP-0052 (302)	250,000	\$1.00	\$1.00	\$1.00	\$1.00

HISTORICAL BID PRICE LISTING
 BY REGION

REGION: S

PAY ITEM	CALENDAR QUARTER	CONTRACT NUMBER	COUNTY LOCATION	PROJECT DESCRIPTION	BID QUANTITY	AWARD PRICE	SECOND BIDDER	THIRD BIDDER	ESTIMATE

BRIDGE DECK POWER WASHING / SY									
MMB201M	2021Q4	21475	ATLANTIC	NHP-0052 (302)	600,000	\$2.00	\$2.50	\$2.50	\$3.00

METHACRYLATE FLOOD COAT / SY									
MMB203M	2021Q4	21475	ATLANTIC	NHP-0052 (302)	30,000	\$48.00	\$35.00	\$90.00	\$80.00

FLEXIBLE DELINEATORS, PARAPET MOUNTED / U									
MMB215M	2021Q4	21475	ATLANTIC	NHP-0052 (302)	1,000	\$32.00	\$30.00	\$40.00	\$35.00

HISTORICAL BID PRICE LISTING
 BY REGION

REGION: S

PAY ITEM	CALENDAR QUARTER	CONTRACT NUMBER	COUNTY LOCATION	PROJECT DESCRIPTION	BID QUANTITY	AWARD PRICE	SECOND BIDDER	THIRD BIDDER	ESTIMATE
CLEARING SITE / MILE									
MMD035M	2021Q4	21475	ATLANTIC	NHP-0052 (302)	1,250	\$380.00	\$120.00	\$0.01	\$350.00

RETROFIT COVER PLATE FOR INLET CURB PIEC / U									
MMD042M	2022Q1	22408	ATLANTIC	STATE	3	\$100.00	\$300.00		\$125.00
		22407	CUMBERLAND	STATE	5	\$300.00			\$125.00
		22406	BURLINGTON	STATE	26	\$200.00	\$350.00	\$650.00	\$125.00

HISTORICAL BID PRICE LISTING
 BY REGION

REGION: S

PAY ITEM	CALENDAR QUARTER	CONTRACT NUMBER	COUNTY LOCATION	PROJECT DESCRIPTION	BID QUANTITY	AWARD PRICE	SECOND BIDDER	THIRD BIDDER	ESTIMATE

RADAR DETECTION SYSTEM, 1 RADAR / U									
MME143M	2022Q1	22406	BURLINGTON	STATE	1	\$10,500	\$9,500	\$9,860	\$15,000

RADAR DETECTION SYSTEM, 2 RADAR / U									
MME144M	2022Q1	22408	ATLANTIC	STATE	2	\$18,000	\$20,000		\$25,000
		22407	CUMBERLAND	STATE	3	\$20,000			\$25,000
		22406	BURLINGTON	STATE	8	\$19,500	\$19,000	\$19,718	\$25,000

RADAR DETECTION SYSTEM, 3 RADAR / U									
MME145M	2022Q1	22407	CUMBERLAND	STATE	1	\$30,000			\$30,000

HISTORICAL BID PRICE LISTING
BY REGION

REGION: S

PAY ITEM	CALENDAR QUARTER	CONTRACT NUMBER	COUNTY LOCATION	PROJECT DESCRIPTION	BID QUANTITY	AWARD PRICE	SECOND BIDDER	THIRD BIDDER	ESTIMATE

TRAFFIC CONTROL TRUCK WITH MOUNTED CRASH / DAY									
MMG008M	2022Q1	22407	CUMBERLAND	STATE	500	\$5.00			\$200.00
		22408	ATLANTIC	STATE	500	\$15.00	\$2.50		\$200.00

E-Z PASS / DOLL									
MMG009M	2021Q4	21475	ATLANTIC	NHP-0052 (302)	1	\$2,500	\$2,500	\$2,500	\$2,500
		20460	CAMDEN	NHP-D00S (455)	5,720	\$1.00	\$1.00	\$1.00	\$1.00

TELEPHONE SERVICE / DOLL									
MMG010M	2021Q4	22420	CUMBERLAND	N/A	1,000	\$1.00	\$1.00		\$1.00
		22414	BURLINGTON	N/A	1,500	\$1.00	\$1.00	\$1.00	\$1.00
		22417	BURLINGTON	N/A	1,500	\$1.00	\$1.00	\$1.00	\$1.00
		22433	CAMDEN	100% State	1,500	\$1.00	\$1.00	\$1.00	\$1.00
		22436	BURLINGTON	N/A	1,500	\$1.00	\$1.00	\$1.00	\$1.00
	2022Q1	22423	CAMDEN	N/A	1,000	\$1.00	\$1.00	\$1.00	\$1.00

FIELD OFFICE EQUIPMENT / DOLL									
MMG018M	2022Q1	22426	CAMDEN	STATE	500	\$1.00	\$1.00		\$1.00
		22423	CAMDEN	N/A	1,000	\$1.00	\$1.00	\$1.00	\$1.00

FIBER REINFORCED POLYMER CARBON WRAP / SF									
MMG024M	2021Q4	21475	ATLANTIC	NHP-0052 (302)	7,500	\$20.00	\$100.00	\$160.00	\$125.00

OVERTIME DIFFERENTIAL (OD) / DOLL									
MMG025M	2021Q4	22420	CUMBERLAND	N/A	20,000	\$1.00	\$1.00		\$1.00
		22433	CAMDEN	100% State	20,000	\$1.00	\$1.00	\$1.00	\$1.00
		22436	BURLINGTON	N/A	30,000	\$1.00	\$1.00	\$1.00	\$1.00
		22417	BURLINGTON	N/A	75,000	\$1.00	\$1.00	\$1.00	\$1.00

HISTORICAL BID PRICE LISTING
BY REGION

REGION: S

PAY ITEM	CALENDAR QUARTER	CONTRACT NUMBER	COUNTY LOCATION	PROJECT DESCRIPTION	BID QUANTITY	AWARD PRICE	SECOND BIDDER	THIRD BIDDER	ESTIMATE

OVERTIME DIFFERENTIAL (OD) / DOLL									
MMG025M	(cont)	22414	BURLINGTON	N/A	100,000	\$1.00	\$1.00	\$1.00	\$1.00

STEEL POST FOR END TREATMENT / U									
MMG030M	2022Q1	22423	CAMDEN	N/A	65	\$450.00	\$501.00	\$125.00	\$200.00

ATTACHMENT TO STRUCTURE / LF									
MMG032M	2022Q1	22423	CAMDEN	N/A	10	\$100.00	\$240.00	\$200.00	\$200.00
		22423	CAMDEN	N/A	15	\$1.00	\$190.00	\$1.00	\$200.00

ATTACHMENT TO STRUCTURE / U									
MMG033M	2022Q1	22423	CAMDEN	N/A	10	\$1.00	\$210.00	\$1.00	\$200.00

RIPRAP STONE SLOPE PROTECTION / T									
MMG036M	2022Q1	22407	CUMBERLAND	STATE	50	\$0.01			\$55.00
		22408	ATLANTIC	STATE	50	\$0.01	\$0.01		\$55.00

POLYMER STRUCTURAL WALE / LF									
MMG039M	2021Q4	21475	ATLANTIC	NHP-0052 (302)	100	\$500.00	\$240.00	\$630.00	\$315.00

CONNECTING WALKWAY / LF									
MMG041M	2021Q4	21475	ATLANTIC	NHP-0052 (302)	200	\$480.00	\$300.00	\$320.00	\$360.00

CLEAN TIDE CLEARANCE GAUGE / U									
MMG045M	2021Q4	21475	ATLANTIC	NHP-0052 (302)	1,200	\$400.00	\$240.00	\$435.00	\$500.00

HISTORICAL BID PRICE LISTING
BY REGION

REGION: S

PAY ITEM	CALENDAR QUARTER	CONTRACT NUMBER	COUNTY LOCATION	PROJECT DESCRIPTION	BID QUANTITY	AWARD PRICE	SECOND BIDDER	THIRD BIDDER	ESTIMATE

PARAPET AND BALUSTRADE CRACK SEALING / LF									
MMG046M	2021Q4	21475	ATLANTIC	NHP-0052 (302)	1,000	\$25.00	\$80.00	\$35.00	\$140.00

CONCRETE PARAPET REPAIR / SF									
MMG047M	2021Q4	21475	ATLANTIC	NHP-0052 (302)	500	\$165.00	\$110.00	\$180.00	\$225.00

RE-SEAL BASE PLATES / U									
MMG049M	2021Q4	21475	ATLANTIC	NHP-0052 (302)	8,000	\$20.00	\$20.00	\$175.00	\$40.00

WORKER, TYPE "A" / HOUR									
MMG054M	2021Q4	22420	CUMBERLAND	N/A	350	\$89.00	\$95.00		\$90.00
		22414	BURLINGTON	N/A	500	\$87.25	\$80.00	\$117.00	\$85.00
		22433	CAMDEN	100% State	500	\$80.78	\$89.00	\$117.00	\$85.00
		22436	BURLINGTON	N/A	900	\$50.36	\$89.00	\$100.00	\$90.00
		22417	BURLINGTON	N/A	1,500	\$85.00	\$89.00	\$90.00	\$79.00

WORKER, TYPE "B" / HOUR									
MMG057M	2021Q4	22420	CUMBERLAND	N/A	350	\$145.00	\$125.00		\$150.00
		22414	BURLINGTON	N/A	500	\$115.00	\$167.59	\$133.00	\$160.00
		22433	CAMDEN	100% State	500	\$155.00	\$140.00	\$133.00	\$100.00
		22436	BURLINGTON	N/A	900	\$129.39	\$105.00	\$100.00	\$105.00
		22417	BURLINGTON	N/A	1,500	\$105.00	\$325.00	\$90.00	\$162.00

DISPOSAL OF REGULATED MATERIAL HAZARDOUS / DOLL									
MMG064M	2021Q4	22414	BURLINGTON	N/A	10,000	\$1.00	\$1.00	\$1.00	\$1.00
		22417	BURLINGTON	N/A	10,000	\$1.00	\$1.00	\$1.00	\$1.00
		22433	CAMDEN	100% State	15,000	\$1.00	\$1.00	\$1.00	\$1.00
		22436	BURLINGTON	N/A	40,000	\$1.00	\$1.00	\$1.00	\$1.00
		22420	CUMBERLAND	N/A	50,000	\$1.00	\$1.00	\$1.00	\$1.00

HISTORICAL BID PRICE LISTING
BY REGION

REGION: S

PAY ITEM	CALENDAR QUARTER	CONTRACT NUMBER	COUNTY LOCATION	PROJECT DESCRIPTION	BID QUANTITY	AWARD PRICE	SECOND BIDDER	THIRD BIDDER	ESTIMATE

TRUCK DRIVER / HOUR									
MMG078M	2021Q4	22420	CUMBERLAND	N/A	400	\$148.00	\$125.00		\$145.00
		22433	CAMDEN	100% State	400	\$159.00	\$125.00	\$169.00	\$160.00

CONTAINMENT SYSTEM / LS									
MMG082M	2021Q4	20460	CAMDEN	NHP-D00S (455)	1	\$18,750	\$18,750	\$67,704	\$125,000
		20460	CAMDEN	NHP-D00S (455)	1	\$18,750	\$18,750	\$67,704	\$125,000
		20460	CAMDEN	NHP-D00S (455)	1	\$11,000	\$11,000	\$29,437	\$45,000
		20460	CAMDEN	NHP-D00S (455)	1	\$23,500	\$23,500	\$93,636	\$235,000
		20460	CAMDEN	NHP-D00S (455)	1	\$15,000	\$15,000	\$29,390	\$135,000
		20460	CAMDEN	NHP-D00S (455)	1	\$50,000	\$50,000	\$106,832	\$225,000
		20460	CAMDEN	NHP-D00S (455)	1	\$14,500	\$14,500	\$38,906	\$120,000

SSPC, BLAST/PRIME / LS									
MMG083M	2021Q4	20460	CAMDEN	NHP-D00S (455)	1	\$187,500	\$187,500	\$15,624	\$125,000
		20460	CAMDEN	NHP-D00S (455)	1	\$187,500	\$187,500	\$15,624	\$125,000
		20460	CAMDEN	NHP-D00S (455)	1	\$110,000	\$110,000	\$6,793	\$90,000
		20460	CAMDEN	NHP-D00S (455)	1	\$235,000	\$235,000	\$21,608	\$540,000
		20460	CAMDEN	NHP-D00S (455)	1	\$150,000	\$150,000	\$6,782	\$315,000
		20460	CAMDEN	NHP-D00S (455)	1	\$500,000	\$500,000	\$24,654	\$525,000
		20460	CAMDEN	NHP-D00S (455)	1	\$145,000	\$145,000	\$8,978	\$280,000

SSPC, STRIPE/INTERMEDIATE / LS									
MMG084M	2021Q4	20460	CAMDEN	NHP-D00S (455)	1	\$93,750	\$93,750	\$161,447	\$100,000
		20460	CAMDEN	NHP-D00S (455)	1	\$93,750	\$93,750	\$161,447	\$100,000
		20460	CAMDEN	NHP-D00S (455)	1	\$55,000	\$55,000	\$70,196	\$35,000
		20460	CAMDEN	NHP-D00S (455)	1	\$117,500	\$117,500	\$223,285	\$250,000
		20460	CAMDEN	NHP-D00S (455)	1	\$75,000	\$75,000	\$70,085	\$150,000
		20460	CAMDEN	NHP-D00S (455)	1	\$250,000	\$250,000	\$254,753	\$300,000
		20460	CAMDEN	NHP-D00S (455)	1	\$72,500	\$72,500	\$92,776	\$125,000

SSPC, FINISH / LS									
MMG085M	2021Q4	20460	CAMDEN	NHP-D00S (455)	1	\$60,000	\$60,000	\$182,279	\$75,000

HISTORICAL BID PRICE LISTING
 BY REGION

REGION: S

PAY ITEM	CALENDAR QUARTER	CONTRACT NUMBER	COUNTY LOCATION	PROJECT DESCRIPTION	BID QUANTITY	AWARD PRICE	SECOND BIDDER	THIRD BIDDER	ESTIMATE
SSPC, FINISH / LS									
MMG085M	(cont)	20460	CAMDEN	NHP-D00S (455)	1	\$60,000	\$60,000	\$182,279	\$75,000
		20460	CAMDEN	NHP-D00S (455)	1	\$35,200	\$35,200	\$79,253	\$25,000
		20460	CAMDEN	NHP-D00S (455)	1	\$75,200	\$75,200	\$252,096	\$150,000
		20460	CAMDEN	NHP-D00S (455)	1	\$48,000	\$48,000	\$79,128	\$90,000
		20460	CAMDEN	NHP-D00S (455)	1	\$160,000	\$160,000	\$287,624	\$180,000
		20460	CAMDEN	NHP-D00S (455)	1	\$46,400	\$46,400	\$104,748	\$75,000

TESTING, IF AND WHERE DIRECTED / DOLL									
MMG086M	2021Q4	20460	CAMDEN	NHP-D00S (455)	10,000	\$1.00	\$1.00	\$1.00	\$1.00

HISTORICAL BID PRICE LISTING
BY REGION

REGION: S

PAY ITEM	CALENDAR QUARTER	CONTRACT NUMBER	COUNTY LOCATION	PROJECT DESCRIPTION	BID QUANTITY	AWARD PRICE	SECOND BIDDER	THIRD BIDDER	ESTIMATE

CONSTRUCTION LAYOUT / DAY									
MMR001M	2022Q1	22407	CUMBERLAND	STATE	20	\$25.00			\$1,650
		22408	ATLANTIC	STATE	20	\$50.00	\$1.00		\$1,650

SPECIAL MOBILIZATION / U									
MMR005M	2022Q1	22423	CAMDEN	N/A	10	\$2,000	\$2,000	\$2,000	\$2,000

EMERGENCY MOBILIZATION / U									
MMR006M	2022Q1	22407	CUMBERLAND	STATE	3	\$10,000			\$10,000
		22408	ATLANTIC	STATE	3	\$10,000	\$10,000		\$10,000
		22426	CAMDEN	STATE	10	\$1,000	\$1,000		\$1,000
		22423	CAMDEN	N/A	35	\$5,000	\$5,000	\$5,000	\$5,000

ATTACHMENT TO STRUCTURE, TYPE A / U									
MMR047M	2022Q1	22423	CAMDEN	N/A	5	\$2,700	\$4,000	\$750	\$1,500

ATTACHMENT TO STRUCTURE, TYPE B / U									
MMR048M	2022Q1	22423	CAMDEN	N/A	5	\$80	\$2,000	\$150	\$250.00

BUFFER END PIECES FOR END TREATMENTS / U									
MMR055M	2022Q1	22423	CAMDEN	N/A	20	\$1.00	\$100.00	\$100.00	\$250.00

WOODEN POSTS FOR END TREATMENTS / U									
MMR056M	2022Q1	22423	CAMDEN	N/A	25	\$100.00	\$200.00	\$75.00	\$75.00

RAIL ELEMENTS FOR END TREATMENTS / U									
MMR057M	2022Q1	22423	CAMDEN	N/A	55	\$1,600	\$250	\$700	\$1,000

HISTORICAL BID PRICE LISTING
BY REGION

REGION: S

PAY ITEM	CALENDAR QUARTER	CONTRACT NUMBER	COUNTY LOCATION	PROJECT DESCRIPTION	BID QUANTITY	AWARD PRICE	SECOND BIDDER	THIRD BIDDER	ESTIMATE
REFLECTIVE SHEETING FOR END TREATMENTS / SF									
MMR058M	2022Q1	22423	CAMDEN	N/A	50	\$1.00	\$5.00	\$1.00	\$15.00
FLASHING ARROW BOARD, 4' X 8' / DAY									
MMR060M	2022Q1	22407	CUMBERLAND	STATE	100	\$1.00			\$50.00
		22408	ATLANTIC	STATE	100	\$1.00	\$0.01		\$50.00
PORTABLE VARIABLE MESSAGE SIGN / DAY									
MMR061M	2022Q1	22407	CUMBERLAND	STATE	140	\$1,200			\$100.00
		22408	ATLANTIC	STATE	140	\$1,200	\$1,100		\$100.00
REMOVAL OF LONG LIFE PATTERNED CONTRAST / LF									
MMR065M	2021Q4	21455	CAMDEN	STBGP-FLEX-D00S (503)	5,000	\$0.35	\$2.00	\$3.00	\$5.00
REMOVAL OF TRAFFIC MARKINGS, LINES / LF									
MMR067M	2021Q4	21455	CAMDEN	STBGP-FLEX-D00S (503)	359,738	\$0.54	\$0.75	\$1.50	\$1.00
NON-VEGETATIVE SURFACE, POLYESTER MATTIN / SY									
MMR073M	2022Q1	22423	CAMDEN	N/A	10	\$20.00	\$100.00	\$1.00	\$20.00
GUIDE RAIL EXTRUDERS / U									
MMR076M	2022Q1	22423	CAMDEN	N/A	15	\$750	\$1,400	\$900	\$750.00
MOBILIZATION OF MILL & HMA PAVING EQUIP. / U									
MMR077M	2022Q1	22407	CUMBERLAND	STATE	25	\$15,000			\$15,000

HISTORICAL BID PRICE LISTING
BY REGION

REGION: S

PAY ITEM	CALENDAR QUARTER	CONTRACT NUMBER	COUNTY LOCATION	PROJECT DESCRIPTION	BID QUANTITY	AWARD PRICE	SECOND BIDDER	THIRD BIDDER	ESTIMATE
MOBILIZATION OF MILL & HMA PAVING EQUIP. / U									
MMR077M	(cont)	22408	ATLANTIC	STATE	25	\$15,000	\$15,000		\$15,000

CLEARING SITE / LF									
MMR080M	2021Q4	21455	CAMDEN	STBGP-FLEX-D00S (503)	2,000,000	\$0.02	\$0.15	\$0.20	\$0.10

TRAFFIC MARKINGS, LINES, THERMOPLASTIC / LF									
MMR081M	2021Q4	21475	ATLANTIC	NHP-0052 (302)	1,500	\$3.00	\$1.00	\$3.00	\$3.00

MOBILE RETROREFLECTOMETER SERVICE / LS									
MMR083M	2021Q4	21455	CAMDEN	STBGP-FLEX-D00S (503)	1	\$95,000	\$110,000	\$90,000	\$75,000

MICROMILLING / SY									
MMR087M	2022Q1	22407	CUMBERLAND	STATE	1,000	\$2.50			\$6.35
		22408	ATLANTIC	STATE	1,000	\$2.50	\$4.00		\$6.35

CONCRETE WASHOUT SYSTEM / U									
MMR091M	2022Q1	22407	CUMBERLAND	STATE	2	\$20,000			\$500.00
		22408	ATLANTIC	STATE	2	\$20,000	\$2,500		\$500.00

REGRADE BERM / SY									
MMR096M	2022Q1	22407	CUMBERLAND	STATE	206	\$5.00			\$35.00
		22408	ATLANTIC	STATE	218	\$10.00	\$8.00		\$35.00

HISTORICAL BID PRICE LISTING
 BY REGION

REGION: S

PAY ITEM	CALENDAR QUARTER	CONTRACT NUMBER	COUNTY LOCATION	PROJECT DESCRIPTION	BID QUANTITY	AWARD PRICE	SECOND BIDDER	THIRD BIDDER	ESTIMATE
VOID REDUCING ASPHALT MEMBRANE / LF									
MMR113M	2022Q1	22408	ATLANTIC	STATE	15,840	\$10.00	\$8.50		\$10.00

ASPHALT COLD PATCH / LB									
MMR115M	2022Q1	22423	CAMDEN	N/A	300	\$10.00	\$30.00	\$1.00	\$2.00

HISTORICAL BID PRICE LISTING
 BY REGION

REGION: STATEWID

PAY ITEM	CALENDAR QUARTER	CONTRACT NUMBER	COUNTY LOCATION	PROJECT DESCRIPTION	BID QUANTITY	AWARD PRICE	SECOND BIDDER	THIRD BIDDER	ESTIMATE
-----	-----	-----	-----	-----	-----	-----	-----	-----	-----
FORCE ACCOUNT / DOLL									
109006M	2022Q1	22449	STATEWIDE	N/A	75,000	\$1.00	\$1.00	\$1.00	\$1.00
		22448	STATEWIDE	STATE	417,920	\$1.00	\$1.00	\$1.00	\$1.00
		22439	STATEWIDE	N/A	642,500	\$1.00	\$1.00	\$1.00	\$1.00
		22446	STATEWIDE	100% STATE	1,000,000	\$1.00	\$1.00	\$1.00	\$1.00
		22440	STATEWIDE	N/A	4,500,880	\$1.00	\$1.00	\$1.00	\$1.00

HISTORICAL BID PRICE LISTING
 BY REGION

REGION: STATEWID

PAY ITEM	CALENDAR QUARTER	CONTRACT NUMBER	COUNTY LOCATION	PROJECT DESCRIPTION	BID QUANTITY	AWARD PRICE	SECOND BIDDER	THIRD BIDDER	ESTIMATE
PERFORMANCE BOND AND PAYMENT BOND / DOLL									
151006M	2021Q4	20453	STATEWIDE	STP-D00S(534)	1	\$34,500	\$1	\$81,000	\$15,000
	2022Q1	22439	STATEWIDE	N/A	1	\$10,000	\$30		\$15,000
		22440	STATEWIDE	N/A	1	\$58,000	\$886		\$15,000
		22449	STATEWIDE	N/A	1	\$27,150	\$28,500	\$45,000	\$27,000
		22446	STATEWIDE	100% STATE	15,000	\$1.00	\$1.00	\$0.01	\$1.00
		22448	STATEWIDE	STATE	15,000	\$0.01	\$1.00	\$1.00	\$1.00

HISTORICAL BID PRICE LISTING
 BY REGION

REGION: STATEWID

PAY ITEM	CALENDAR QUARTER	CONTRACT NUMBER	COUNTY LOCATION	PROJECT DESCRIPTION	BID QUANTITY	AWARD PRICE	SECOND BIDDER	THIRD BIDDER	ESTIMATE
POLLUTION LIABILITY INSURANCE / DOLL									
152015P	2021Q4	20453	STATEWIDE	STP-D00S (534)	1	\$0	\$1	\$7,500	\$10,000
	2022Q1	22439	STATEWIDE	N/A	1	\$10,000	\$1		\$13,000
		22440	STATEWIDE	N/A	1	\$15,000	\$1		\$13,000
		22448	STATEWIDE	STATE	1	\$1.00	\$1.00	\$1.00	\$10,000
		22449	STATEWIDE	N/A	1	\$7,552	\$8	\$3,000	\$10,000
		22446	STATEWIDE	100% STATE	10,000	\$1.00	\$1.00	\$1.00	\$1.00

HISTORICAL BID PRICE LISTING
 BY REGION

REGION: STATEWID

PAY ITEM ----- TRAINees / HOUR	CALENDAR QUARTER -----	CONTRACT NUMBER -----	COUNTY LOCATION -----	PROJECT DESCRIPTION -----	BID QUANTITY -----	AWARD PRICE -----	SECOND BIDDER -----	THIRD BIDDER -----	ESTIMATE -----
153011M	2021Q4	20453	STATEWIDE	STP-D00S(534)	3,000	\$0.50	\$1.00	\$1.00	\$1.00

HISTORICAL BID PRICE LISTING
 BY REGION

REGION: STATEWID

PAY ITEM	CALENDAR QUARTER	CONTRACT NUMBER	COUNTY LOCATION	PROJECT DESCRIPTION	BID QUANTITY	AWARD PRICE	SECOND BIDDER	THIRD BIDDER	ESTIMATE

FIELD OFFICE TYPE B SET UP / U									
155006M	2022Q1	22446	STATEWIDE	100% STATE	1	\$20,000	\$20,000	\$0	\$30,000
		22448	STATEWIDE	STATE	1	\$0	\$30,000	\$27,390	\$70,000
		22449	STATEWIDE	N/A	1	\$1,500	\$0	\$16,500	\$10,000

FIELD OFFICE TYPE C SET UP / U									
155009M	2021Q4	20453	STATEWIDE	STP-D00S (534)	1	\$40,000	\$75,000	\$27,500	\$25,000

FIELD OFFICE TYPE B MAINTENANCE / MO									
155024M	2022Q1	22446	STATEWIDE	100% STATE	12	\$2,000	\$2,500	\$2,000	\$2,300
		22448	STATEWIDE	STATE	12	\$2,000	\$2,500	\$3,000	\$1,500
		22449	STATEWIDE	N/A	12	\$4,500	\$4,000	\$4,500	\$2,000

FIELD OFFICE TYPE C MAINTENANCE / MO									
155027M	2021Q4	20453	STATEWIDE	STP-D00S (534)	18	\$2,000	\$2,400	\$3,500	\$2,500

HISTORICAL BID PRICE LISTING
 BY REGION

REGION: STATEWID

PAY ITEM	CALENDAR QUARTER	CONTRACT NUMBER	COUNTY LOCATION	PROJECT DESCRIPTION	BID QUANTITY	AWARD PRICE	SECOND BIDDER	THIRD BIDDER	ESTIMATE

SILT FENCE / LF									
158006M	2022Q1	22449	STATEWIDE	N/A	1,000	\$0.01	\$0.01	\$0.55	\$1.00

ABSORBENT BOOM / LF									
158066M	2021Q4	20453	STATEWIDE	STP-D00S(534)	200	\$1.00	\$1.00	\$15.00	\$23.00

OIL ONLY EMERGENCY SPILL KIT, TYPE 1 / U									
158072M	2022Q1	22449	STATEWIDE	N/A	3	\$100	\$0	\$1,000	\$500.00

HISTORICAL BID PRICE LISTING
 BY REGION

REGION: STATEWID

PAY ITEM	CALENDAR QUARTER	CONTRACT NUMBER	COUNTY LOCATION	PROJECT DESCRIPTION	BID QUANTITY	AWARD PRICE	SECOND BIDDER	THIRD BIDDER	ESTIMATE

BREAKAWAY BARRICADE / U									
159003M	2021Q4	20453	STATEWIDE	STP-D00S (534)	80	\$1.00	\$1.00	\$1.00	\$40.00
	2022Q1	22449	STATEWIDE	N/A	120	\$1.00	\$0.01	\$1.00	\$50.00

DRUM / U									
159006M	2021Q4	20453	STATEWIDE	STP-D00S (534)	325	\$0.01	\$1.00	\$1.00	\$12.50
	2022Q1	22449	STATEWIDE	N/A	120	\$1.00	\$0.01	\$1.00	\$25.00

TRAFFIC CONE / U									
159009M	2021Q4	20453	STATEWIDE	STP-D00S (534)	650	\$0.01	\$1.00	\$1.00	\$12.50
	2022Q1	22449	STATEWIDE	N/A	700	\$1.00	\$0.01	\$1.00	\$15.00

CONSTRUCTION SIGNS / SF									
159012M	2021Q4	20453	STATEWIDE	STP-D00S (534)	650	\$0.10	\$1.00	\$9.60	\$18.50
	2022Q1	22449	STATEWIDE	N/A	480	\$15.50	\$0.01	\$14.00	\$10.00

HISTORICAL BID PRICE LISTING
 BY REGION

REGION: STATEWID

PAY ITEM	CALENDAR QUARTER	CONTRACT NUMBER	COUNTY LOCATION	PROJECT DESCRIPTION	BID QUANTITY	AWARD PRICE	SECOND BIDDER	THIRD BIDDER	ESTIMATE
TRAFFIC DIRECTOR, FLAGGER / HOUR									
159141M	2021Q4	20453	STATEWIDE	STP-D00S (534)	1,625	\$0.25	\$90.00	\$150.00	\$85.00
	2022Q1	22449	STATEWIDE	N/A	500	\$1.00	\$0.01	\$105.00	\$80.00
		22446	STATEWIDE	100% STATE	2,000	\$95.00	\$95.00	\$90.00	\$50.00

HISTORICAL BID PRICE LISTING
 BY REGION

REGION: STATEWID

PAY ITEM	CALENDAR QUARTER	CONTRACT NUMBER	COUNTY LOCATION	PROJECT DESCRIPTION	BID QUANTITY	AWARD PRICE	SECOND BIDDER	THIRD BIDDER	ESTIMATE

TRAFFIC STRIPES, LATEX, 4" / LF									
159300M	2022Q1	22449	STATEWIDE	N/A	10,000	\$0.37	\$0.01	\$0.50	\$0.35

TRAFFIC STRIPES, LATEX, 6" / LF									
159301M	2022Q1	22449	STATEWIDE	N/A	10,000	\$0.42	\$0.01	\$0.65	\$0.50

TRAFFIC STRIPES, LATEX, 8" / LF									
159302M	2022Q1	22449	STATEWIDE	N/A	5,000	\$0.47	\$0.01	\$2.75	\$0.60

TRAFFIC MARKINGS LINES, LATEX, 4" / LF									
159310M	2022Q1	22449	STATEWIDE	N/A	1,000	\$1.05	\$0.01	\$2.20	\$1.00

TRAFFIC MARKINGS LINES, LATEX, 8" / LF									
159312M	2022Q1	22449	STATEWIDE	N/A	1,000	\$1.57	\$0.01	\$2.30	\$1.20

TRAFFIC MARKINGS LINES, LATEX, 24" / LF									
159314M	2022Q1	22449	STATEWIDE	N/A	1,000	\$3.15	\$0.01	\$2.75	\$3.00

TRAFFIC MARKINGS SYMBOLS, LATEX / SF									
159320M	2022Q1	22449	STATEWIDE	N/A	500	\$4.20	\$0.01	\$3.85	\$5.00

HISTORICAL BID PRICE LISTING
 BY REGION

REGION: STATEWID

PAY ITEM	CALENDAR CONTRACT QUARTER NUMBER	COUNTY LOCATION	PROJECT DESCRIPTION	BID QUANTITY	AWARD PRICE	SECOND BIDDER	THIRD BIDDER	ESTIMATE
FUEL PRICE ADJUSTMENT / DOLL								
160004M	2022Q1 22449	STATEWIDE	N/A	30,000	\$1.00	\$1.00	\$1.00	\$1.00
ASPHALT PRICE ADJUSTMENT / DOLL								
160007M	2022Q1 22449	STATEWIDE	N/A	200,000	\$1.00	\$1.00	\$1.00	\$1.00

HISTORICAL BID PRICE LISTING
 BY REGION

REGION: STATEWID

PAY ITEM	CALENDAR QUARTER	CONTRACT NUMBER	COUNTY LOCATION	PROJECT DESCRIPTION	BID QUANTITY	AWARD PRICE	SECOND BIDDER	THIRD BIDDER	ESTIMATE

EXCAVATION, UNCLASSIFIED / CY									
202009P	2021Q4	20453	STATEWIDE	STP-D00S(534)	3,500	\$40.00	\$125.00	\$80.00	\$65.00
	2022Q1	22449	STATEWIDE	N/A	2,500	\$10.00	\$30.00	\$25.00	\$25.00

DISPOSAL OF REGULATED MATERIAL / T									
202024M	2022Q1	22446	STATEWIDE	100% STATE	100	\$50.00	\$45.00	\$50.00	\$100.00

HISTORICAL BID PRICE LISTING
 BY REGION

REGION: STATEWID

PAY ITEM	CALENDAR QUARTER	CONTRACT NUMBER	COUNTY LOCATION	PROJECT DESCRIPTION	BID QUANTITY	AWARD PRICE	SECOND BIDDER	THIRD BIDDER	ESTIMATE
I-5 SOIL AGGREGATE / CY									
203005P	2022Q1	22449	STATEWIDE	N/A	500	\$1.00	\$0.01	\$25.00	\$20.00
I-7 SOIL AGGREGATE / CY									
203006P	2022Q1	22449	STATEWIDE	N/A	500	\$20.00	\$0.01	\$25.00	\$20.00
GEOTEXTILE / SY									
203040M	2022Q1	22449	STATEWIDE	N/A	1,000	\$2.00	\$1.99	\$0.55	\$2.00

HISTORICAL BID PRICE LISTING
 BY REGION

REGION: STATEWID

PAY ITEM	CALENDAR QUARTER	CONTRACT NUMBER	COUNTY LOCATION	PROJECT DESCRIPTION	BID QUANTITY	AWARD PRICE	SECOND BIDDER	THIRD BIDDER	ESTIMATE
DENSE-GRADED AGGREGATE BASE COURSE, VARI / CY									
302051P	2022Q1	22449	STATEWIDE	N/A	700	\$75.00	\$50.00	\$55.00	\$40.00

COARSE AGGREGATE, SIZE NO. 57 / CY									
302060P	2022Q1	22449	STATEWIDE	N/A	1,000	\$1.00	\$0.01	\$25.00	\$40.00

HISTORICAL BID PRICE LISTING
BY REGION

REGION: STATEWID

PAY ITEM	CALENDAR QUARTER	CONTRACT NUMBER	COUNTY LOCATION	PROJECT DESCRIPTION	BID QUANTITY	AWARD PRICE	SECOND BIDDER	THIRD BIDDER	ESTIMATE

HMA MILLING, 3" OR LESS / SY									
401009P	2022Q1	22449	STATEWIDE	N/A	300,000	\$0.95	\$4.00	\$0.01	\$3.50

HMA MILLING, MORE THAN 3" TO 6" / SY									
401012P	2022Q1	22449	STATEWIDE	N/A	30,000	\$0.10	\$0.01	\$0.01	\$3.60

CONCRETE MILLING / SY									
401015P	2022Q1	22449	STATEWIDE	N/A	2,500	\$1.00	\$0.01	\$2.50	\$2.00

SEALING OF CRACKS IN HOT MIX ASPHALT SUR / LF									
401024M	2022Q1	22449	STATEWIDE	N/A	10,000	\$2.00	\$2.00	\$1.75	\$1.50

POLYMERIZED JOINT ADHESIVE / LF									
401027M	2022Q1	22449	STATEWIDE	N/A	10,000	\$5.00	\$0.01	\$0.40	\$2.00

TACK COAT / GAL									
401030M	2022Q1	22449	STATEWIDE	N/A	30,000	\$0.01	\$0.01	\$0.01	\$0.75

HOT MIX ASPHALT 9.5 M 64 SURFACE COURSE / T									
401042M	2022Q1	22449	STATEWIDE	N/A	17,000	\$134.25	\$99.00	\$152.00	\$94.00

HOT MIX ASPHALT 12.5 M 64 SURFACE COURSE / T									
401054M	2022Q1	22449	STATEWIDE	N/A	5,000	\$134.25	\$99.00	\$151.50	\$96.00

HOT MIX ASPHALT 19 M 64 INTERMEDIATE COU / T									
401084M	2022Q1	22449	STATEWIDE	N/A	1,000	\$116.16	\$0.01	\$140.00	\$85.00

HISTORICAL BID PRICE LISTING
 BY REGION

REGION: STATEWID

PAY ITEM	CALENDAR CONTRACT QUARTER NUMBER	COUNTY LOCATION	PROJECT DESCRIPTION	BID QUANTITY	AWARD PRICE	SECOND BIDDER	THIRD BIDDER	ESTIMATE
HOT MIX ASPHALT 25 M 64 BASE COURSE / T								
401099M	2022Q1 22449	STATEWIDE	N/A	1,400	\$129.66	\$95.00	\$140.00	\$85.00

HISTORICAL BID PRICE LISTING
 BY REGION

REGION: STATEWID

PAY ITEM	CALENDAR CONTRACT QUARTER NUMBER	COUNTY LOCATION	PROJECT DESCRIPTION	BID QUANTITY	AWARD PRICE	SECOND BIDDER	THIRD BIDDER	ESTIMATE
401108M	2022Q1 22449	STATEWIDE	N/A	250	\$1.00	\$0.01	\$110.00	\$75.00

HISTORICAL BID PRICE LISTING
 BY REGION

REGION: STATEWID

PAY ITEM	CALENDAR QUARTER	CONTRACT NUMBER	COUNTY LOCATION	PROJECT DESCRIPTION	BID QUANTITY	AWARD PRICE	SECOND BIDDER	THIRD BIDDER	ESTIMATE
FOG SEAL STRIP / LF									
422004M	2022Q1	22449	STATEWIDE	N/A	2,500	\$2.10	\$0.01	\$1.05	\$2.50

HISTORICAL BID PRICE LISTING
 BY REGION

REGION: STATEWID

PAY ITEM	CALENDAR QUARTER	CONTRACT NUMBER	COUNTY LOCATION	PROJECT DESCRIPTION	BID QUANTITY	AWARD PRICE	SECOND BIDDER	THIRD BIDDER	ESTIMATE
FULL DEPTH CONCRETE PAVEMENT REPAIR, HMA / SY									
453006M	2022Q1	22449	STATEWIDE	N/A	500	\$100.00	\$200.00	\$280.00	\$150.00

HISTORICAL BID PRICE LISTING
 BY REGION

REGION: STATEWID

PAY ITEM -----	CALENDAR CONTRACT QUARTER NUMBER	COUNTY LOCATION	PROJECT DESCRIPTION	BID QUANTITY	AWARD PRICE	SECOND BIDDER	THIRD BIDDER	ESTIMATE
-----	-----	-----	-----	-----	-----	-----	-----	-----
VIDEO INSPECTION OF PIPE / LF								
601664M	2021Q4 20453	STATEWIDE	STP-D00S(534)	500,000	\$6.60	\$3.90	\$3.75	\$5.25

HISTORICAL BID PRICE LISTING
 BY REGION

REGION: STATEWID

PAY ITEM	CALENDAR QUARTER	CONTRACT NUMBER	COUNTY LOCATION	PROJECT DESCRIPTION	BID QUANTITY	AWARD PRICE	SECOND BIDDER	THIRD BIDDER	ESTIMATE
STORM DRAIN MARKER / U									
602031M	2022Q1	22449	STATEWIDE	N/A	25	\$75.00	\$0.01	\$55.00	\$100.00
RESET EXISTING CASTING / U									
602099M	2022Q1	22449	STATEWIDE	N/A	25	\$550.00	\$500.00	\$650.00	\$500.00

HISTORICAL BID PRICE LISTING
BY REGION

REGION: STATEWID

PAY ITEM	CALENDAR QUARTER	CONTRACT NUMBER	COUNTY LOCATION	PROJECT DESCRIPTION	BID QUANTITY	AWARD PRICE	SECOND BIDDER	THIRD BIDDER	ESTIMATE
RECONSTRUCTED INLET, TYPE A, USING EXIST / U									
602120M	2022Q1	22449	STATEWIDE	N/A	10	\$350.00	\$750.00	\$460.00	\$800.00
RECONSTRUCTED INLET, TYPE B, USING EXIST / U									
602123M	2022Q1	22449	STATEWIDE	N/A	10	\$350.00	\$750.00	\$865.00	\$800.00
RECONSTRUCTED INLET, TYPE E, USING EXIST / U									
602129M	2022Q1	22449	STATEWIDE	N/A	10	\$350.00	\$750.00	\$865.00	\$800.00
RECONSTRUCTED INLET, TYPE A, USING NEW C / U									
602150M	2022Q1	22449	STATEWIDE	N/A	10	\$550	\$1,500	\$1,060	\$1,200
RECONSTRUCTED INLET, TYPE B, USING NEW C / U									
602153M	2022Q1	22449	STATEWIDE	N/A	10	\$550	\$1,500	\$1,875	\$1,500
RECONSTRUCTED INLET, TYPE E, USING NEW C / U									
602159M	2022Q1	22449	STATEWIDE	N/A	10	\$550	\$1,500	\$2,000	\$1,500
RECONSTRUCTED MANHOLE, USING EXISTING CA / U									
602180M	2022Q1	22449	STATEWIDE	N/A	10	\$350.00	\$750.00	\$865.00	\$750.00
RECONSTRUCTED MANHOLE, USING NEW CASTING / U									
602183M	2022Q1	22449	STATEWIDE	N/A	10	\$550	\$1,300	\$1,325	\$1,250

HISTORICAL BID PRICE LISTING
 BY REGION

REGION: STATEWID

PAY ITEM	CALENDAR QUARTER	CONTRACT NUMBER	COUNTY LOCATION	PROJECT DESCRIPTION	BID QUANTITY	AWARD PRICE	SECOND BIDDER	THIRD BIDDER	ESTIMATE

MANHOLE COVER / U									
602207M	2021Q4	20453	STATEWIDE	STP-D00S (534)	25	\$1,500	\$1,500	\$1,500	\$1,500

BICYCLE SAFE GRATE / U									
602210M	2021Q4	20453	STATEWIDE	STP-D00S (534)	75	\$1,600	\$1,600	\$1,600	\$1,600
	2022Q1	22449	STATEWIDE	N/A	150	\$10.00	\$400.00	\$395.00	\$400.00

CURB PIECE / U									
602213M	2022Q1	22449	STATEWIDE	N/A	150	\$10.00	\$450.00	\$300.00	\$400.00

CLEANING DRAINAGE STRUCTURE / U									
602216M	2021Q4	20453	STATEWIDE	STP-D00S (534)	5,800	\$373.45	\$350.00	\$355.00	\$200.00

HISTORICAL BID PRICE LISTING
BY REGION

REGION: STATEWID

PAY ITEM	CALENDAR QUARTER	CONTRACT NUMBER	COUNTY LOCATION	PROJECT DESCRIPTION	BID QUANTITY	AWARD PRICE	SECOND BIDDER	THIRD BIDDER	ESTIMATE

CONCRETE SIDEWALK, 4" THICK / SY									
606012P	2022Q1	22449	STATEWIDE	N/A	3,000	\$75.00	\$90.00	\$107.75	\$80.00

CONCRETE SIDEWALK, 6" THICK / SY									
606018P	2022Q1	22449	STATEWIDE	N/A	500	\$75.00	\$100.00	\$112.00	\$82.00

CONCRETE SIDEWALK, REINFORCED, 6" THICK / SY									
606024P	2022Q1	22449	STATEWIDE	N/A	500	\$85.00	\$100.00	\$115.00	\$100.00

CONCRETE SIDEWALK, REINFORCED, 8" THICK / SY									
606027P	2022Q1	22449	STATEWIDE	N/A	100	\$135.00	\$150.00	\$140.00	\$120.00

HOT MIX ASPHALT DRIVEWAY, 6" THICK / SY									
606039P	2022Q1	22449	STATEWIDE	N/A	500	\$55.00	\$50.00	\$94.50	\$60.00

HOT MIX ASPHALT DRIVEWAY, VARIABLE THICK / SY									
606042P	2022Q1	22449	STATEWIDE	N/A	500	\$55.00	\$50.00	\$82.00	\$50.00

CONCRETE DRIVEWAY, 6" THICK / SY									
606051P	2022Q1	22449	STATEWIDE	N/A	100	\$102.00	\$100.00	\$115.00	\$90.00

CONCRETE DRIVEWAY, REINFORCED, 8" THICK / SY									
606060P	2022Q1	22449	STATEWIDE	N/A	100	\$130.00	\$150.00	\$140.00	\$150.00

DETECTABLE WARNING SURFACE / SY									
606084P	2022Q1	22449	STATEWIDE	N/A	150	\$1.00	\$300.00	\$300.00	\$300.00

HISTORICAL BID PRICE LISTING
 BY REGION

REGION: STATEWID

PAY ITEM	CALENDAR QUARTER	CONTRACT NUMBER	COUNTY LOCATION	PROJECT DESCRIPTION	BID QUANTITY	AWARD PRICE	SECOND BIDDER	THIRD BIDDER	ESTIMATE
9" X 16" CONCRETE VERTICAL CURB / LF									
607018P	2022Q1	22449	STATEWIDE	N/A	3,200	\$50.00	\$50.00	\$64.00	\$35.00
9" X 18" CONCRETE VERTICAL CURB / LF									
607021P	2022Q1	22449	STATEWIDE	N/A	1,000	\$65.00	\$0.01	\$64.00	\$45.00
9" X 20" CONCRETE VERTICAL CURB / LF									
607024P	2022Q1	22449	STATEWIDE	N/A	250	\$45.00	\$0.01	\$64.00	\$50.00
12" X 13" CONCRETE SLOPING CURB / LF									
607030P	2022Q1	22449	STATEWIDE	N/A	750	\$45.00	\$50.00	\$64.00	\$50.00

HISTORICAL BID PRICE LISTING
BY REGION

REGION: STATEWID

PAY ITEM	CALENDAR QUARTER	CONTRACT NUMBER	COUNTY LOCATION	PROJECT DESCRIPTION	BID QUANTITY	AWARD PRICE	SECOND BIDDER	THIRD BIDDER	ESTIMATE

TRAFFIC STRIPES, 4" / LF									
610003M	2022Q1	22449	STATEWIDE	N/A	25,000	\$0.47	\$0.50	\$0.80	\$0.45

TRAFFIC STRIPES, 6" / LF									
610006M	2022Q1	22449	STATEWIDE	N/A	10,000	\$0.68	\$0.75	\$1.10	\$0.60

TRAFFIC STRIPES, 8" / LF									
610007M	2022Q1	22449	STATEWIDE	N/A	5,000	\$0.89	\$0.99	\$1.35	\$1.00

RPM, MONO-DIRECTIONAL, WHITE LENS / U									
610012M	2022Q1	22449	STATEWIDE	N/A	250	\$34.12	\$0.01	\$50.00	\$32.00

TRAFFIC MARKING LINES, 4" / LF									
610013M	2022Q1	22449	STATEWIDE	N/A	25,000	\$1.15	\$1.21	\$1.85	\$0.80

TRAFFIC MARKING LINES, 8" / LF									
610014M	2022Q1	22449	STATEWIDE	N/A	1,000	\$1.89	\$2.42	\$1.90	\$1.75

TRAFFIC MARKING LINES, 24" / LF									
610017M	2022Q1	22449	STATEWIDE	N/A	1,000	\$5.04	\$5.50	\$7.70	\$6.00

RPM, MONO-DIRECTIONAL, AMBER LENS / U									
610018M	2022Q1	22449	STATEWIDE	N/A	250	\$34.12	\$0.01	\$50.00	\$32.00

RPM, BI-DIRECTIONAL, AMBER LENS / U									
610021M	2022Q1	22449	STATEWIDE	N/A	250	\$34.12	\$0.01	\$50.00	\$32.00

HISTORICAL BID PRICE LISTING
 BY REGION

REGION: STATEWID

PAY ITEM	CALENDAR QUARTER	CONTRACT NUMBER	COUNTY LOCATION	PROJECT DESCRIPTION	BID QUANTITY	AWARD PRICE	SECOND BIDDER	THIRD BIDDER	ESTIMATE
REMOVAL OF RPM / U									
610024M	2022Q1	22449	STATEWIDE	N/A	750	\$1.00	\$0.01	\$4.25	\$3.00

RUMBLE STRIP / LF									
610033M	2022Q1	22449	STATEWIDE	N/A	2,500	\$5.54	\$0.01	\$3.05	\$2.00

REMOVAL OF TRAFFIC STRIPES / LF									
610036M	2022Q1	22449	STATEWIDE	N/A	5,000	\$1.57	\$1.93	\$0.80	\$1.50

REMOVAL OF TRAFFIC MARKINGS / SF									
610039M	2022Q1	22449	STATEWIDE	N/A	5,000	\$3.15	\$3.30	\$4.40	\$2.80

TRAFFIC MARKINGS SYMBOLS / SF									
610060M	2022Q1	22449	STATEWIDE	N/A	3,000	\$8.13	\$8.80	\$8.50	\$7.50

HISTORICAL BID PRICE LISTING
 BY REGION

REGION: STATEWID

PAY ITEM	CALENDAR QUARTER	CONTRACT NUMBER	COUNTY LOCATION	PROJECT DESCRIPTION	BID QUANTITY	AWARD PRICE	SECOND BIDDER	THIRD BIDDER	ESTIMATE
SELECTIVE CLEARING / SY									
801012M	2021Q4	20453	STATEWIDE	STP-D00S(534)	6,000	\$5.00	\$5.00	\$3.00	\$15.00

HISTORICAL BID PRICE LISTING
 BY REGION

REGION: STATEWID

PAY ITEM	CALENDAR CONTRACT QUARTER NUMBER	COUNTY LOCATION	PROJECT DESCRIPTION	BID QUANTITY	AWARD PRICE	SECOND BIDDER	THIRD BIDDER	ESTIMATE
TOPSOIL SPREADING ___" THICK / SY								
804000P	2022Q1 22449	STATEWIDE	N/A	1,000	\$4.00	\$4.00	\$6.35	\$5.00

BORROW TOPSOIL / CY								
804015P	2022Q1 22449	STATEWIDE	N/A	2,000	\$1.00	\$0.01	\$44.00	\$3.00

HISTORICAL BID PRICE LISTING
 BY REGION

REGION: STATEWID

PAY ITEM -----	CALENDAR QUARTER -----	CONTRACT NUMBER -----	COUNTY LOCATION -----	PROJECT DESCRIPTION -----	BID QUANTITY -----	AWARD PRICE -----	SECOND BIDDER -----	THIRD BIDDER -----	ESTIMATE -----
TURF REPAIR STRIP / LF									
805003M	2022Q1	22449	STATEWIDE	N/A	1,000	\$2.00	\$0.01	\$11.00	\$2.00

HISTORICAL BID PRICE LISTING
 BY REGION

REGION: STATEWID

PAY ITEM -----	CALENDAR CONTRACT QUARTER NUMBER -----	COUNTY LOCATION -----	PROJECT DESCRIPTION -----	BID QUANTITY -----	AWARD PRICE -----	SECOND BIDDER -----	THIRD BIDDER -----	ESTIMATE -----
FERTILIZING AND SEEDING, TYPE A / SY								
806003P	2022Q1 22449	STATEWIDE	N/A	2,000	\$1.00	\$1.00	\$0.55	\$2.00

HISTORICAL BID PRICE LISTING
 BY REGION

REGION: STATEWID

PAY ITEM -----	CALENDAR QUARTER -----	CONTRACT NUMBER -----	COUNTY LOCATION -----	PROJECT DESCRIPTION -----	BID QUANTITY -----	AWARD PRICE -----	SECOND BIDDER -----	THIRD BIDDER -----	ESTIMATE -----
STRAW MULCHING / SY									
809003M	2022Q1	22449	STATEWIDE	N/A	2,000	\$0.55	\$1.00	\$0.55	\$0.80

HISTORICAL BID PRICE LISTING
 BY REGION

REGION: STATEWID

PAY ITEM	CALENDAR QUARTER	CONTRACT NUMBER	COUNTY LOCATION	PROJECT DESCRIPTION	BID QUANTITY	AWARD PRICE	SECOND BIDDER	THIRD BIDDER	ESTIMATE
REPAIR CATEGORY "A", MOVABLE / HOUR									
MMB022M	2022Q1	22440	STATEWIDE	N/A	9,504	\$269.69	\$285.00		\$230.00
REPAIR CATEGORY "B", MOVABLE / HOUR									
MMB024M	2022Q1	22440	STATEWIDE	N/A	2,080	\$247.91	\$245.00		\$200.00
WELDING CREW / HOUR									
MMB026M	2022Q1	22440	STATEWIDE	N/A	7,392	\$263.14	\$302.00		\$215.00
60' UNDERBRIDGE INSPECTION UNIT / HOUR									
MMB044M	2022Q1	22440	STATEWIDE	N/A	1,056	\$265.00	\$275.00		\$200.00
CREW COORDINATOR / HOUR									
MMB092M	2022Q1	22446	STATEWIDE	100% STATE	416	\$115.00	\$115.00	\$115.00	\$115.00
		22440	STATEWIDE	N/A	4,224	\$105.00	\$105.00		\$105.00

HISTORICAL BID PRICE LISTING
BY REGION

REGION: STATEWID

PAY ITEM	CALENDAR QUARTER	CONTRACT NUMBER	COUNTY LOCATION	PROJECT DESCRIPTION	BID QUANTITY	AWARD PRICE	SECOND BIDDER	THIRD BIDDER	ESTIMATE

MANPOWERED ACCESS MACHINE / HOUR									
MMB142M	2022Q1	22440	STATEWIDE	N/A	2,000	\$25.00	\$30.00		\$50.00

LANE CLOSURES / HOUR									
MMB172M	2022Q1	22439	STATEWIDE	N/A	1,700	\$220.50	\$242.00		\$235.00
		22446	STATEWIDE	100% STATE	3,952	\$1.00	\$0.01	\$0.01	\$22.50
		22448	STATEWIDE	STATE	3,952	\$0.01	\$1.00	\$0.01	\$20.50
		22440	STATEWIDE	N/A	6,480	\$436.88	\$564.00		\$335.00

SOLID WASTE DISPOSAL / DOLL									
MMB173M	2022Q1	22439	STATEWIDE	N/A	15,000	\$1.00	\$1.00		\$1.00
		22446	STATEWIDE	100% STATE	20,000	\$1.00	\$1.00	\$1.00	\$1.00
		22440	STATEWIDE	N/A	40,000	\$1.00	\$1.00		\$1.00

REPAIR CATEGORY "A" / HOUR									
MMB181M	2022Q1	22439	STATEWIDE	N/A	3,700	\$267.88	\$325.00		\$280.00

REPAIR CATEGORY "B" / HOUR									
MMB182M	2022Q1	22439	STATEWIDE	N/A	3,600	\$245.21	\$220.00		\$240.00

LABOR CREW / HOUR									
MMB186M	2022Q1	22446	STATEWIDE	100% STATE	3,952	\$595.00	\$670.00	\$685.00	\$625.00
		22448	STATEWIDE	STATE	3,952	\$804.00	\$875.00	\$915.00	\$832.00

HISTORICAL BID PRICE LISTING
 BY REGION

REGION: STATEWID

PAY ITEM	CALENDAR QUARTER	CONTRACT NUMBER	COUNTY LOCATION	PROJECT DESCRIPTION	BID QUANTITY	AWARD PRICE	SECOND BIDDER	THIRD BIDDER	ESTIMATE
CLEARING SITE / MILE									
MMD035M	2021Q4	20453	STATEWIDE	STP-D00S (534)	175	\$500.00	\$500.00	\$500.00	\$500.00

CULVERT CLEANING / LF									
MMD059M	2021Q4	20453	STATEWIDE	STP-D00S (534)	4,000	\$15.00	\$1.00	\$114.00	\$60.00

CLEANING EXISTING PIPE / LF									
MMD064M	2021Q4	20453	STATEWIDE	STP-D00S (534)	75,000	\$0.01	\$0.01	\$17.50	\$3.00
		20453	STATEWIDE	STP-D00S (534)	425,000	\$0.15	\$4.46	\$6.31	\$4.75

HISTORICAL BID PRICE LISTING
BY REGION

REGION: STATEWID

PAY ITEM	CALENDAR QUARTER	CONTRACT NUMBER	COUNTY LOCATION	PROJECT DESCRIPTION	BID QUANTITY	AWARD PRICE	SECOND BIDDER	THIRD BIDDER	ESTIMATE

TRAFFIC CONTROL TRUCK WITH MOUNTED CRASH / DAY									
MMG008M	2021Q4	20453	STATEWIDE	STP-D00S(534)	825	\$225.00	\$225.00	\$225.00	\$225.00
	2022Q1	22449	STATEWIDE	N/A	100	\$1.00	\$0.01	\$550.00	\$50.00

E-Z PASS / DOLL									
MMG009M	2022Q1	22446	STATEWIDE	100% STATE	3,140	\$1.00	\$1.00	\$1.00	\$1.00

TELEPHONE SERVICE / DOLL									
MMG010M	2022Q1	22440	STATEWIDE	N/A	14,400	\$1.00	\$1.00		\$1.00

OVERTIME DIFFERENTIAL (OD) / DOLL									
MMG025M	2022Q1	22439	STATEWIDE	N/A	15,000	\$1.00	\$1.00		\$1.00
		22446	STATEWIDE	100% STATE	30,000	\$1.00	\$1.00	\$1.00	\$1.00
		22448	STATEWIDE	STATE	100,000	\$1.00	\$1.00	\$1.00	\$1.00
		22440	STATEWIDE	N/A	300,000	\$1.00	\$1.00		\$1.00

HMA RESURFACING PATCH / T									
MMG026M	2022Q1	22449	STATEWIDE	N/A	500	\$100.00	\$160.00	\$350.00	\$120.00

PREFORMED THERMOPLASTIC NUMBERS / U									
MMG034M	2022Q1	22449	STATEWIDE	N/A	500	\$23.62	\$33.00	\$36.25	\$20.00

THERMOPLASTIC PREFORMED HANDICAP MAT / U									
MMG035M	2022Q1	22449	STATEWIDE	N/A	35	\$395.00	\$275.00	\$280.00	\$350.00

RIPRAP STONE SLOPE PROTECTION / T									
MMG036M	2022Q1	22449	STATEWIDE	N/A	100	\$35.00	\$55.00	\$15.00	\$40.00

HISTORICAL BID PRICE LISTING
 BY REGION

REGION: STATEWID

PAY ITEM	CALENDAR QUARTER	CONTRACT NUMBER	COUNTY LOCATION	PROJECT DESCRIPTION	BID QUANTITY	AWARD PRICE	SECOND BIDDER	THIRD BIDDER	ESTIMATE
WORKER, TYPE "A" / HOUR									
MMG054M	2022Q1	22446	STATEWIDE	100% STATE	1,500	\$95.00	\$96.00	\$135.00	\$75.00
DISPOSAL OF REGULATED MATERIAL HAZARDOUS / DOLL									
MMG064M	2022Q1	22446	STATEWIDE	100% STATE	35,000	\$1.00	\$1.00	\$1.00	\$1.00

HISTORICAL BID PRICE LISTING
BY REGION

REGION: STATEWID

PAY ITEM -----	CALENDAR QUARTER -----	CONTRACT NUMBER -----	COUNTY LOCATION -----	PROJECT DESCRIPTION -----	BID QUANTITY -----	AWARD PRICE -----	SECOND BIDDER -----	THIRD BIDDER -----	ESTIMATE -----
BOLLARD / U									
MMI003M	2022Q1	22449	STATEWIDE	N/A	25	\$1,225	\$750	\$800	\$1,500

HISTORICAL BID PRICE LISTING
BY REGION

REGION: STATEWID

PAY ITEM	CALENDAR QUARTER	CONTRACT NUMBER	COUNTY LOCATION	PROJECT DESCRIPTION	BID QUANTITY	AWARD PRICE	SECOND BIDDER	THIRD BIDDER	ESTIMATE

CONSTRUCTION LAYOUT / DAY									
MMR001M	2022Q1	22449	STATEWIDE	N/A	35	\$1,750	\$1,500	\$2,750	\$1,500

MOBILIZATION / U									
MMR004M	2022Q1	22449	STATEWIDE	N/A	30	\$15,000	\$15,000	\$15,000	\$15,000

SPECIAL MOBILIZATION / U									
MMR005M	2022Q1	22449	STATEWIDE	N/A	10	\$4,000	\$4,000	\$4,000	\$4,000

EMERGENCY MOBILIZATION / U									
MMR006M	2022Q1	22449	STATEWIDE	N/A	1	\$7,500	\$7,500	\$7,500	\$7,500

REMOVAL OF CURB / LF									
MMR031M	2022Q1	22449	STATEWIDE	N/A	1,000	\$40.30	\$5.00	\$8.80	\$7.50

REMOVAL OF SIDEWALK / SY									
MMR034M	2022Q1	22449	STATEWIDE	N/A	1,000	\$25.30	\$9.00	\$11.00	\$20.00

FLASHING ARROW BOARD, 4' X 8' / DAY									
MMR060M	2021Q4	20453	STATEWIDE	STP-D00S(534)	300	\$1.00	\$150.00	\$10.00	\$45.00
	2022Q1	22449	STATEWIDE	N/A	125	\$1.00	\$0.01	\$70.00	\$50.00

PORTABLE VARIABLE MESSAGE SIGN / DAY									
MMR061M	2022Q1	22449	STATEWIDE	N/A	50	\$1.00	\$0.01	\$110.00	\$100.00

HISTORICAL BID PRICE LISTING
 BY REGION

REGION: STATEWID

PAY ITEM	CALENDAR QUARTER	CONTRACT NUMBER	COUNTY LOCATION	PROJECT DESCRIPTION	BID QUANTITY	AWARD PRICE	SECOND BIDDER	THIRD BIDDER	ESTIMATE
MICROMILLING / SY									
MMR087M	2022Q1	22449	STATEWIDE	N/A	2,500	\$5.00	\$0.01	\$7.50	\$5.00
PREPARATION OF ROADBED / SY									
MMR089M	2022Q1	22449	STATEWIDE	N/A	5,000	\$2.00	\$2.75	\$3.50	\$1.75
CONCRETE WASHOUT SYSTEM / U									
MMR091M	2022Q1	22449	STATEWIDE	N/A	2	\$2,500	\$2,500	\$2,500	\$2,500
		22449	STATEWIDE	N/A	10	\$1,500	\$1,500	\$1,500	\$1,500

WEIGHTED AVERAGE ITEM PRICE REPORT
BY REGION, ITEM, AND QUARTER

REGION	ITEM	CALENDAR QUARTER	NUMBER OF OCCUR'S	TOTAL QUANTITY	TOTAL DOLLARS	AVERAGE AWARDED PRICE	AVERAGE OF LOW 3 BIDDERS
C	FORCE ACCOUNT / DOLL						
	109006M	2021Q4	6	5,900,000.00	\$5,900,000	\$1.00	\$1.00
		2022Q1	3	190,825.00	\$190,825	\$1.00	\$1.00
			9	6,090,825.00	\$6,090,825	\$1.00	\$1.00

	PERFORMANCE BOND AND PAYMENT BOND / DOLL						
	151006M	2021Q3	5	5.00	\$370,043	\$74,008.60	\$71,544.53
		2021Q4	9	40,007.00	\$188,576	\$4.71	\$4.96
		2022Q1	5	5.00	\$130,725	\$26,145.00	\$28,173.33
		2022Q2	10	10.00	\$504,810	\$50,481.00	\$72,702.11
			29	40,027.00	\$1,194,154	\$29.83	\$35.58

	RAILROAD PROTECTIVE LIABILITY INSURANCE / DOLL						
	152012P	2021Q3	1	1.00	\$12,000	\$12,000.00	\$19,000.00
		2021Q4	1	1.00	\$2,518	\$2,517.50	\$1,739.17
		2022Q1	2	2.00	\$5,036	\$2,518.00	\$2,089.33
		2022Q2	2	2.00	\$3,400	\$1,700.00	\$2,962.33
			6	6.00	\$22,954	\$3,825.58	\$5,140.42

	POLLUTION LIABILITY INSURANCE / DOLL						
	152015P	2021Q3	5	5.00	\$67,302	\$13,460.40	\$14,597.22
		2021Q4	9	20,007.00	\$45,072	\$2.25	\$2.06
		2022Q1	3	3.00	\$37,658	\$12,552.50	\$6,684.50
		2022Q2	10	10.00	\$85,053	\$8,505.30	\$8,981.81
			27	20,025.00	\$235,085	\$11.74	\$11.19

	PROGRESS SCHEDULE / LS						
	153003P	2021Q3	4	4.00	\$24,000	\$6,000.00	\$11,625.00
		2022Q1	1	1.00	\$35,000	\$35,000.00	\$35,000.00

(item continued)

WEIGHTED AVERAGE ITEM PRICE REPORT
BY REGION, ITEM, AND QUARTER

REGION	ITEM	CALENDAR QUARTER	NUMBER OF OCCUR'S	TOTAL QUANTITY	TOTAL DOLLARS	AVERAGE AWARDED PRICE	AVERAGE OF LOW 3 BIDDERS
C	PROGRESS SCHEDULE / LS						
	153003P	2022Q2	9	9.00	\$145,125	\$16,125.00	\$14,842.86
			14	14.00	\$204,125	\$14,580.36	\$15,363.27
	PROGRESS SCHEDULE UPDATE / U						
	153005M	2021Q3	4	40.00	\$16,300	\$407.50	\$542.50
		2022Q1	1	3.00	\$24,000	\$8,000.00	\$8,000.00
		2022Q2	9	112.00	\$103,720	\$926.07	\$644.16
			14	155.00	\$144,020	\$929.16	\$760.30
	BAR CHART PROGRESS SCHEDULE AND UPDATES / LS						
	153009P	2021Q4	1	1.00	\$2,500	\$2,500.00	\$1,500.00
		2022Q1	2	2.00	\$5,000	\$2,500.00	\$3,600.00
			3	3.00	\$7,500	\$2,500.00	\$2,900.00
	TRAINEES / HOUR						
	153011M	2021Q3	1	1,220.00	\$1,220	\$1.00	\$0.84
		2021Q4	2	2,500.00	\$2,200	\$0.88	\$0.92
		2022Q2	6	25,310.00	\$4,275	\$0.17	\$0.54
			9	29,030.00	\$7,695	\$0.27	\$0.58
	MOBILIZATION / LS						
	154003P	2021Q3	4	4.00	\$5,026,000	\$1,256,500	\$1,254,397
		2021Q4	3	3.00	\$751,868	\$250,623	\$558,081
		2022Q1	5	5.00	\$1,589,428	\$317,886	\$643,791
		2022Q2	9	9.00	\$9,760,302	\$1,084,478	\$1,298,004
			21	21.00	\$17,127,598	\$815,600	\$1,028,230

WEIGHTED AVERAGE ITEM PRICE REPORT
 BY REGION, ITEM, AND QUARTER

REGION	ITEM	CALENDAR QUARTER	NUMBER OF OCCUR'S	TOTAL QUANTITY	TOTAL DOLLARS	AVERAGE AWARDED PRICE	AVERAGE OF LOW 3 BIDDERS
C	FIELD OFFICE TYPE B SET UP / U						
	155006M	2021Q4	2	2.00	\$35,000	\$17,500.00	\$23,166.67
		2022Q1	2	2.00	\$25,100	\$12,550.00	\$21,100.00
			4	4.00	\$60,100	\$15,025.00	\$22,133.33
	FIELD OFFICE TYPE C SET UP / U						
	155009M	2021Q3	1	1.00	\$50,000	\$50,000.00	\$90,333.33
			1	1.00	\$50,000	\$50,000.00	\$90,333.33
	FIELD OFFICE TYPE D SET UP / U						
	155012M	2021Q3	1	1.00	\$50,000	\$50,000.00	\$35,000.00
		2022Q1	1	1.00	\$45,000	\$45,000.00	\$45,000.00
		2022Q2	2	2.00	\$75,000	\$37,500.00	\$37,500.00
			4	4.00	\$170,000	\$42,500.00	\$38,750.00
	FIELD OFFICE TYPE E SET UP / U						
	155015M	2021Q3	2	2.00	\$55,000	\$27,500.00	\$46,991.67
		2021Q4	2	2.00	\$60,250	\$30,125.00	\$50,541.67
		2022Q2	5	5.00	\$133,600	\$26,720.00	\$34,923.33
			9	9.00	\$248,850	\$27,650.00	\$41,075.93
	FIELD OFFICE TYPE F SET UP / U						
	155018M	2022Q2	2	2.00	\$246,500	\$123,250	\$115,243
			2	2.00	\$246,500	\$123,250	\$115,243
	FIELD OFFICE TYPE B MAINTENANCE / MO						
	155024M	2021Q4	2	24.00	\$66,000	\$2,750.00	\$4,800.00

(item continued)

WEIGHTED AVERAGE ITEM PRICE REPORT
BY REGION, ITEM, AND QUARTER

REGION	ITEM	CALENDAR QUARTER	NUMBER OF OCCUR'S	TOTAL QUANTITY	TOTAL DOLLARS	AVERAGE AWARDED PRICE	AVERAGE OF LOW 3 BIDDERS
C	FIELD OFFICE TYPE B MAINTENANCE / MO						
	155024M	2022Q1	2	27.00	\$38,700	\$1,433.33	\$3,140.74
			4	51.00	\$104,700	\$2,052.94	\$3,921.57
	FIELD OFFICE TYPE C MAINTENANCE / MO						
	155027M	2021Q3	1	30.00	\$90,000	\$3,000.00	\$5,666.67
			1	30.00	\$90,000	\$3,000.00	\$5,666.67
	FIELD OFFICE TYPE D MAINTENANCE / MO						
	155030M	2021Q3	1	12.00	\$42,000	\$3,500.00	\$3,333.33
		2022Q1	1	8.00	\$48,000	\$6,000.00	\$6,000.00
		2022Q2	2	34.00	\$161,500	\$4,750.00	\$4,250.00
			4	54.00	\$251,500	\$4,657.41	\$4,305.56
	FIELD OFFICE TYPE E MAINTENANCE / MO						
	155033M	2021Q3	2	53.00	\$191,000	\$3,603.77	\$3,000.00
		2021Q4	2	30.00	\$112,650	\$3,755.00	\$4,085.00
		2022Q2	5	79.00	\$344,300	\$4,358.23	\$4,401.61
			9	162.00	\$647,950	\$3,999.69	\$3,884.43
	FIELD OFFICE TYPE F MAINTENANCE / MO						
	155036M	2022Q2	2	86.00	\$182,300	\$2,119.77	\$2,706.59
			2	86.00	\$182,300	\$2,119.77	\$2,706.59
	MATERIALS FIELD LABORATORY SET-UP / U						
	156003M	2021Q3	2	2.00	\$20,000	\$10,000.01	\$12,500.00
		2022Q2	2	2.00	\$32,500	\$16,250.00	\$25,000.00
			4	4.00	\$52,500	\$13,125.00	\$18,750.00

WEIGHTED AVERAGE ITEM PRICE REPORT
 BY REGION, ITEM, AND QUARTER

REGION	ITEM	CALENDAR QUARTER	NUMBER OF OCCUR'S	TOTAL QUANTITY	TOTAL DOLLARS	AVERAGE AWARDED PRICE	AVERAGE OF LOW 3 BIDDERS
C	MATERIALS FIELD LABORATORY MAINTENANCE / MO						
	156006M	2021Q3	2	49.00	\$105,000	\$2,142.86	\$1,482.99
		2022Q2	2	54.00	\$61,500	\$1,138.89	\$2,024.07
			4	103.00	\$166,500	\$1,616.51	\$1,766.67
	CURING FACILITY SET-UP / U						
	156009M	2022Q2	1	1.00	\$5,000	\$5,000.00	\$5,000.00
			1	1.00	\$5,000	\$5,000.00	\$5,000.00
	CURING FACILITY MAINTENANCE / MO						
	156012M	2022Q2	1	40.00	\$8,000	\$200.00	\$350.00
			1	40.00	\$8,000	\$200.00	\$350.00
	NUCLEAR DENSITY GAUGE / U						
	156015M	2021Q3	2	2.00	\$100	\$50.01	\$5,683.34
		2022Q2	1	1.00	\$10,000	\$10,000.00	\$12,833.33
			3	3.00	\$10,100	\$3,366.67	\$8,066.67
	CONCRETE COMPRESSION TESTING EQUIPMENT / U						
	156021M	2021Q3	1	1.00	\$2,500	\$2,500.00	\$5,500.00
			1	1.00	\$2,500	\$2,500.00	\$5,500.00
	CONSTRUCTION LAYOUT / DOLL						
	157004M	2021Q3	4	4.00	\$220,100	\$55,025.00	\$86,133.33
		2021Q4	1	1.00	\$10,000	\$10,000.00	\$10,333.33
		2022Q1	4	4.00	\$60,001	\$15,000.25	\$8,222.75
		2022Q2	9	9.00	\$654,500	\$72,722.22	\$112,877
			18	18.00	\$944,601	\$52,477.83	\$77,980.74

WEIGHTED AVERAGE ITEM PRICE REPORT
BY REGION, ITEM, AND QUARTER

REGION	ITEM	CALENDAR QUARTER	NUMBER OF OCCUR'S	TOTAL QUANTITY	TOTAL DOLLARS	AVERAGE AWARDED PRICE	AVERAGE OF LOW 3 BIDDERS
C	MONUMENT / U						
	157006M	2021Q3	2	12.00	\$10,200	\$850.00	\$1,076.39
		2022Q2	1	42.00	\$33,600	\$800.00	\$606.00
			3	54.00	\$43,800	\$811.11	\$710.53

	CAUTION FENCE / LF						
	158003M	2021Q3	1	1,816.00	\$5,448	\$3.00	\$4.33
		2022Q2	1	127.00	\$635	\$5.00	\$8.00
			2	1,943.00	\$6,083	\$3.13	\$4.57

	SILT FENCE / LF						
	158006M	2021Q3	1	500.00	\$5	\$0.01	\$4.84
		2021Q4	1	500.00	\$5	\$0.01	\$3.67
		2022Q1	1	500.00	\$5	\$0.01	\$0.34
		2022Q2	1	830.00	\$2,490	\$3.00	\$8.33
			4	2,330.00	\$2,505	\$1.08	\$4.87

	HEAVY DUTY SILT FENCE, ORANGE / LF						
	158009M	2021Q3	3	6,486.00	\$54,052	\$8.33	\$9.68
		2022Q1	1	1,415.00	\$58,482	\$41.33	\$41.33
		2022Q2	4	72,678.00	\$395,318	\$5.44	\$10.08
			8	80,579.00	\$507,852	\$6.30	\$10.59

	HEAVY DUTY SILT FENCE, BLACK / LF						
	158012M	2021Q3	2	2,626.00	\$21,232	\$8.09	\$9.11
		2022Q2	4	24,090.00	\$36,303	\$1.51	\$6.10
			6	26,716.00	\$57,535	\$2.15	\$6.40

WEIGHTED AVERAGE ITEM PRICE REPORT
BY REGION, ITEM, AND QUARTER

REGION	ITEM	CALENDAR QUARTER	NUMBER OF OCCUR'S	TOTAL QUANTITY	TOTAL DOLLARS	AVERAGE AWARDED PRICE	AVERAGE OF LOW 3 BIDDERS
C	HAYBALE / U						
	158015M	2021Q3	1	25.00	\$450	\$18.00	\$24.33
		2022Q2	3	133.00	\$950	\$7.14	\$22.29
			4	158.00	\$1,400	\$8.86	\$22.62

	INLET FILTER TYPE 2, 2' X 4' / U						
	158030M	2021Q3	4	138.00	\$6,721	\$48.70	\$193.48
		2021Q4	1	189.00	\$189	\$1.00	\$57.67
		2022Q1	2	465.00	\$465	\$1.00	\$44.25
		2022Q2	8	1,098.00	\$115,740	\$105.41	\$99.67
			15	1,890.00	\$123,115	\$65.14	\$88.68

	INLET FILTER TYPE 2, 4' X 4' / U						
	158033M	2021Q3	3	27.00	\$5,030	\$186.30	\$287.22
		2021Q4	1	28.00	\$28	\$1.00	\$87.00
		2022Q1	2	47.00	\$47	\$1.00	\$61.04
		2022Q2	6	142.00	\$17,980	\$126.62	\$130.70
			12	244.00	\$23,085	\$94.61	\$129.59

	FLOATING TURBIDITY BARRIER, TYPE 3 / LF						
	158048M	2022Q2	2	1,196.00	\$43,340	\$36.24	\$33.96
			2	1,196.00	\$43,340	\$36.24	\$33.96

	SEDIMENT CONTROL BAG / SF						
	158054M	2022Q2	2	1,950.00	\$1,505	\$0.77	\$3.80
			2	1,950.00	\$1,505	\$0.77	\$3.80

	CONSTRUCTION DRIVEWAY / T						
	158060M	2021Q3	2	86.00	\$1,340	\$15.58	\$36.49

(item continued)

WEIGHTED AVERAGE ITEM PRICE REPORT
BY REGION, ITEM, AND QUARTER

REGION	ITEM	CALENDAR QUARTER	NUMBER OF OCCUR'S	TOTAL QUANTITY	TOTAL DOLLARS	AVERAGE AWARDED PRICE	AVERAGE OF LOW 3 BIDDERS
C	CONSTRUCTION DRIVEWAY / T						
	158060M	2022Q2	2	328.00	\$17,830	\$54.36	\$59.15
			4	414.00	\$19,170	\$46.30	\$54.44
	CONCRETE WASHOUT SYSTEM / LS						
	158063P	2021Q3	3	3.00	\$15,100	\$5,033.33	\$8,177.78
		2021Q4	1	1.00	\$2,500	\$2,500.00	\$2,000.00
		2022Q1	3	3.00	\$6,500	\$2,166.67	\$5,293.06
		2022Q2	8	8.00	\$24,750	\$3,093.75	\$3,531.25
			15	15.00	\$48,850	\$3,256.67	\$4,710.83
	OIL ONLY EMERGENCY SPILL KIT, TYPE 1 / U						
	158072M	2021Q3	4	8.00	\$7,200	\$900.00	\$868.75
		2021Q4	2	4.00	\$1,002	\$250.50	\$516.84
		2022Q1	4	10.00	\$8,002	\$800.20	\$539.07
		2022Q2	9	16.00	\$11,800	\$737.50	\$929.35
			19	38.00	\$28,004	\$736.95	\$770.47
	EROSION CONTROL SEDIMENT REMOVAL / CY						
	158084M	2021Q3	3	529.00	\$1,281	\$2.42	\$37.54
		2022Q2	7	1,207.00	\$3,058	\$2.53	\$14.56
			10	1,736.00	\$4,338	\$2.50	\$21.56
	TEMPORARY RIPRAP / CY						
	158087M	2022Q2	1	5.00	\$360	\$72.00	\$174.00
			1	5.00	\$360	\$72.00	\$174.00
	BASIN SAND LAYER / CY						
	158095M	2022Q2	1	363.00	\$21,780	\$60.00	\$88.33
			1	363.00	\$21,780	\$60.00	\$88.33

WEIGHTED AVERAGE ITEM PRICE REPORT
BY REGION, ITEM, AND QUARTER

REGION	ITEM	CALENDAR QUARTER	NUMBER OF OCCUR'S	TOTAL QUANTITY	TOTAL DOLLARS	AVERAGE AWARDED PRICE	AVERAGE OF LOW 3 BIDDERS
C	BREAKAWAY BARRICADE / U						
	159003M	2021Q3	3	164.00	\$10,026	\$61.13	\$99.19
		2021Q4	5	608.00	\$8,463	\$13.92	\$15.33
		2022Q1	6	925.00	\$4,551	\$4.92	\$1.92
		2022Q2	9	972.00	\$17,611	\$18.12	\$48.39
			23	2,669.00	\$40,650	\$15.23	\$27.87
	DRUM / U						
	159006M	2021Q3	4	541.00	\$10,047	\$18.57	\$49.33
		2021Q4	5	700.00	\$5,851	\$8.36	\$14.52
		2022Q1	6	455.00	\$12,001	\$26.38	\$42.35
		2022Q2	9	2,876.00	\$32,080	\$11.15	\$27.76
			24	4,572.00	\$59,978	\$13.12	\$29.74
	TRAFFIC CONE / U						
	159009M	2021Q3	1	300.00	\$3	\$0.01	\$5.01
		2021Q4	5	9,750.00	\$62,250	\$6.38	\$6.45
		2022Q1	6	4,150.00	\$17,753	\$4.28	\$15.85
		2022Q2	8	3,620.00	\$23,387	\$6.46	\$11.07
			20	17,820.00	\$103,393	\$5.80	\$9.56
	CONSTRUCTION SIGNS / SF						
	159012M	2021Q3	4	4,307.00	\$47,817	\$11.10	\$19.65
		2021Q4	5	10,800.00	\$31,008	\$2.87	\$3.21
		2022Q1	6	18,160.00	\$165,469	\$9.11	\$3.85
		2022Q2	9	20,488.00	\$242,693	\$11.85	\$15.75
			24	53,755.00	\$486,987	\$9.06	\$9.52
	CONSTRUCTION IDENTIFICATION SIGN, 4' X 8 / U						
	159015M	2021Q3	3	6.00	\$3,550	\$591.67	\$1,102.78

(item continued)

WEIGHTED AVERAGE ITEM PRICE REPORT
BY REGION, ITEM, AND QUARTER

REGION	ITEM	CALENDAR QUARTER	NUMBER OF OCCUR'S	TOTAL QUANTITY	TOTAL DOLLARS	AVERAGE AWARDED PRICE	AVERAGE OF LOW 3 BIDDERS
C	CONSTRUCTION IDENTIFICATION SIGN, 4' X 8' / U						
	159015M	2022Q1	1	2.00	\$4,000	\$2,000.00	\$2,000.00
		2022Q2	9	22.00	\$28,540	\$1,297.27	\$1,173.85
			13	30.00	\$36,090	\$1,203.00	\$1,214.71
	CONSTRUCTION IDENTIFICATION SIGN, 6' X 1' / U						
	159018M	2021Q3	1	2.00	\$2,000	\$1,000.00	\$1,366.67
			1	2.00	\$2,000	\$1,000.00	\$1,366.67
	CONSTRUCTION BARRIER CURB / LF						
	159021P	2021Q3	3	7,808.00	\$518,734	\$66.44	\$85.66
		2022Q2	5	11,826.00	\$543,820	\$45.99	\$39.15
			8	19,634.00	\$1,062,554	\$54.12	\$57.65
	FLASHING ARROW BOARD, 4' X 8' / U						
	159027M	2021Q3	4	22.00	\$20,044	\$911.09	\$1,691.58
		2021Q4	4	32.00	\$26,256	\$820.50	\$1,169.45
		2022Q1	5	28.00	\$5,616	\$200.57	\$111.68
		2022Q2	9	30.00	\$48,766	\$1,625.53	\$1,637.74
			22	112.00	\$100,682	\$898.95	\$1,133.00
	PORTABLE VARIABLE MESSAGE SIGN W/REMOTE / U						
	159029M	2022Q2	1	2.00	\$1,000	\$500.00	\$16,000.00
			1	2.00	\$1,000	\$500.00	\$16,000.00
	PORTABLE VARIABLE MESSAGE SIGN / U						
	159030M	2021Q3	4	15.00	\$124,000	\$8,266.67	\$7,775.56

(item continued)

WEIGHTED AVERAGE ITEM PRICE REPORT
BY REGION, ITEM, AND QUARTER

REGION	ITEM	CALENDAR QUARTER	NUMBER OF OCCUR'S	TOTAL QUANTITY	TOTAL DOLLARS	AVERAGE AWARDED PRICE	AVERAGE OF LOW 3 BIDDERS
C	PORTABLE VARIABLE MESSAGE SIGN / U						
	159030M	2021Q4	4	30.00	\$72,800	\$2,426.67	\$2,764.47
		2022Q1	3	20.00	\$80,000	\$4,000.00	\$1,400.00
		2022Q2	8	32.00	\$233,408	\$7,294.00	\$6,144.43
			19	97.00	\$510,208	\$5,259.88	\$4,373.08
	TEMPORARY CRASH CUSHION, INERTIAL BARRIE / U						
	159042M	2021Q3	1	2.00	\$5,000	\$2,500.00	\$3,500.00
			1	2.00	\$5,000	\$2,500.00	\$3,500.00
	TEMPORARY CRASH CUSHION, INERTIAL BARRIE / U						
	159051M	2022Q2	2	7.00	\$5,000	\$714.29	\$5,523.81
			2	7.00	\$5,000	\$714.29	\$5,523.81
	TEMPORARY CRASH CUSHION, INERTIAL BARRIE / U						
	159054M	2021Q3	1	5.00	\$35,000	\$7,000.00	\$4,000.33
			1	5.00	\$35,000	\$7,000.00	\$4,000.33
	TRAFFIC CONTROL TRUCK WITH MOUNTED CRASH / U						
	159108M	2021Q3	4	16.00	\$50,800	\$3,175.00	\$15,829.17
		2021Q4	4	32.00	\$220,800	\$6,900.00	\$5,834.83
		2022Q1	5	25.00	\$193,000	\$7,720.00	\$2,891.18
		2022Q2	9	21.00	\$486,500	\$23,166.67	\$20,058.73
			22	94.00	\$951,100	\$10,118.09	\$9,930.79
	REMOVABLE BLACK LINE MASKING TAPE, 6" / LF						
	159114M	2021Q3	1	100.00	\$316	\$3.16	\$3.05

(item continued)

WEIGHTED AVERAGE ITEM PRICE REPORT
BY REGION, ITEM, AND QUARTER

REGION	ITEM	CALENDAR QUARTER	NUMBER OF OCCUR'S	TOTAL QUANTITY	TOTAL DOLLARS	AVERAGE AWARDED PRICE	AVERAGE OF LOW 3 BIDDERS
C	REMOVABLE BLACK LINE MASKING TAPE, 6" / LF						
	159114M	2022Q2	1	10,000.00	\$26,000	\$2.60	\$1.65
			2	10,100.00	\$26,316	\$2.61	\$1.66

	TEMPORARY PAVEMENT MARKING TAPE, 4" / LF						
	159120M	2021Q3	1	1,100.00	\$2,475	\$2.25	\$2.08
		2022Q2	1	10,000.00	\$19,000	\$1.90	\$1.30
			2	11,100.00	\$21,475	\$1.93	\$1.38

	TEMPORARY TRAFFIC STRIPES, 4" / LF						
	159126M	2021Q3	1	10,830.00	\$2,708	\$0.25	\$0.33
		2022Q2	1	107,102.00	\$27,847	\$0.26	\$0.35
			2	117,932.00	\$30,554	\$0.26	\$0.35

	TEMPORARY PAVEMENT MARKINGS / SF						
	159132M	2021Q3	1	50.00	\$150	\$3.00	\$3.77
			1	50.00	\$150	\$3.00	\$3.77

	TEMPORARY PAVEMENT MARKERS / U						
	159135M	2022Q2	1	60.00	\$3,000	\$50.00	\$26.67
			1	60.00	\$3,000	\$50.00	\$26.67

	HMA PATCH / T						
	159138M	2021Q3	4	97.00	\$12,001	\$123.72	\$277.67
		2021Q4	2	256.00	\$28,720	\$112.19	\$353.85
		2022Q1	3	276.00	\$51,052	\$184.97	\$121.00
		2022Q2	7	443.00	\$79,151	\$178.67	\$155.05
			16	1,072.00	\$170,924	\$159.44	\$204.85

WEIGHTED AVERAGE ITEM PRICE REPORT
BY REGION, ITEM, AND QUARTER

REGION	ITEM	CALENDAR QUARTER	NUMBER OF OCCUR'S	TOTAL QUANTITY	TOTAL DOLLARS	AVERAGE AWARDED PRICE	AVERAGE OF LOW 3 BIDDERS
C	TRAFFIC DIRECTOR, FLAGGER / HOUR						
	159141M	2021Q3	1	250.00	\$25,000	\$100.00	\$50.17
		2021Q4	5	3,518.00	\$47,326	\$13.45	\$25.20
		2022Q1	4	4,927.00	\$75,647	\$15.35	\$5.48
		2022Q2	5	2,630.00	\$308,900	\$117.45	\$78.87
			15	11,325.00	\$456,873	\$40.34	\$29.64
	EMERGENCY TOWING SERVICE / U						
	159144M	2021Q3	3	7.00	\$2,500	\$357.14	\$719.10
		2021Q4	1	1.00	\$100	\$100.00	\$208.67
		2022Q1	2	2.00	\$200	\$100.00	\$208.67
		2022Q2	4	29.00	\$3,235	\$111.55	\$144.31
			10	39.00	\$6,035	\$154.74	\$252.43
	SNOW REMOVAL / LS						
	159190M	2021Q3	3	3.00	\$5,500	\$1,833.34	\$6,594.45
		2022Q2	1	1.00	\$500	\$500.00	\$4,166.67
			4	4.00	\$6,000	\$1,500.00	\$5,987.50
	TEMP CRASH CUSH, COMP BAR, TYPE 2, NARR / U						
	159200M	2021Q3	1	6.00	\$156,000	\$26,000.00	\$21,666.67
			1	6.00	\$156,000	\$26,000.00	\$21,666.67
	TEMP CRASH CUSH, COMP, TYPE 3, NARROW / U						
	159212M	2022Q2	4	13.00	\$78,357	\$6,027.45	\$17,714.28
			4	13.00	\$78,357	\$6,027.45	\$17,714.28
	TRAFFIC STRIPES, LATEX, 4" / LF						
	159300M	2021Q3	2	77,900.00	\$23,795	\$0.31	\$0.28

(item continued)

WEIGHTED AVERAGE ITEM PRICE REPORT
 BY REGION, ITEM, AND QUARTER

REGION	ITEM	CALENDAR QUARTER	NUMBER OF OCCUR'S	TOTAL QUANTITY	TOTAL DOLLARS	AVERAGE AWARDED PRICE	AVERAGE OF LOW 3 BIDDERS
C	TRAFFIC STRIPES, LATEX, 4" / LF						
	159300M	2021Q4	3	407,302.00	\$88,563	\$0.22	\$0.18
		2022Q1	4	1,167,429.00	\$310,750	\$0.27	\$0.43
		2022Q2	8	1,438,010.00	\$281,658	\$0.20	\$0.24
			17	3,090,641.00	\$704,766	\$0.23	\$0.31
	TRAFFIC STRIPES, LATEX, 6" / LF						
	159301M	2021Q4	1	37,500.00	\$11,625	\$0.31	\$0.28
		2022Q1	1	37,500.00	\$8,625	\$0.23	\$0.17
		2022Q2	1	600.00	\$1,140	\$1.90	\$1.97
			3	75,600.00	\$21,390	\$0.28	\$0.24
	TRAFFIC STRIPES, LATEX, 8" / LF						
	159302M	2021Q4	2	33,212.00	\$3,632	\$0.11	\$0.15
		2022Q1	4	91,569.00	\$10,587	\$0.12	\$0.18
		2022Q2	3	26,100.00	\$5,605	\$0.21	\$0.27
			9	150,881.00	\$19,825	\$0.13	\$0.19
	TRAFFIC MARKINGS LINES, LATEX, 4" / LF						
	159310M	2021Q4	1	500.00	\$260	\$0.52	\$0.87
		2022Q1	1	500.00	\$525	\$1.05	\$0.52
			2	1,000.00	\$785	\$0.79	\$0.70
	TRAFFIC MARKINGS LINES, LATEX, 8" / LF						
	159312M	2021Q4	2	7,870.00	\$599	\$0.08	\$0.16
		2022Q1	4	22,940.00	\$1,840	\$0.08	\$0.20
		2022Q2	6	62,704.00	\$15,356	\$0.24	\$0.18
			12	93,514.00	\$17,795	\$0.19	\$0.18

WEIGHTED AVERAGE ITEM PRICE REPORT
BY REGION, ITEM, AND QUARTER

REGION	ITEM	CALENDAR QUARTER	NUMBER OF OCCUR'S	TOTAL QUANTITY	TOTAL DOLLARS	AVERAGE AWARDED PRICE	AVERAGE OF LOW 3 BIDDERS
C	TRAFFIC MARKINGS LINES, LATEX, 12" / LF						
	159313M	2021Q3	1	1,200.00	\$12	\$0.01	\$0.25
		2022Q2	3	1,735.00	\$813	\$0.47	\$0.18
			4	2,935.00	\$825	\$0.28	\$0.21
	TRAFFIC MARKINGS LINES, LATEX, 24" / LF						
	159314M	2021Q3	1	1,600.00	\$16	\$0.01	\$1.27
		2021Q4	2	16,416.00	\$4,064	\$0.25	\$0.76
		2022Q1	4	36,181.00	\$21,614	\$0.60	\$0.97
		2022Q2	7	37,132.00	\$33,192	\$0.89	\$0.83
			14	91,329.00	\$58,887	\$0.64	\$0.88
	TRAFFIC MARKINGS SYMBOLS, LATEX / SF						
	159320M	2021Q3	1	550.00	\$6	\$0.01	\$2.09
		2021Q4	2	7,400.00	\$3,337	\$0.45	\$1.47
		2022Q1	4	15,718.00	\$12,675	\$0.81	\$1.98
		2022Q2	5	33,228.00	\$32,934	\$0.99	\$0.93
			12	56,896.00	\$48,951	\$0.86	\$1.30
	FUEL PRICE ADJUSTMENT / DOLL						
	160004M	2021Q3	4	4.00	\$49,000	\$12,250.00	\$12,250.00
		2021Q4	1	68,400.00	\$68,400	\$1.00	\$1.00
		2022Q1	2	137,400.00	\$137,400	\$1.00	\$1.00
		2022Q2	9	9.00	\$210,400	\$23,377.78	\$26,045.57
			16	205,813.00	\$465,200	\$2.26	\$2.38
	ASPHALT PRICE ADJUSTMENT / DOLL						
	160007M	2021Q3	3	3.00	\$28,500	\$9,500.00	\$9,500.00
		2021Q4	1	119,300.00	\$119,300	\$1.00	\$1.00

(item continued)

WEIGHTED AVERAGE ITEM PRICE REPORT
BY REGION, ITEM, AND QUARTER

REGION	ITEM	CALENDAR QUARTER	NUMBER OF OCCUR'S	TOTAL QUANTITY	TOTAL DOLLARS	AVERAGE AWARDED PRICE	AVERAGE OF LOW 3 BIDDERS
C	ASPHALT PRICE ADJUSTMENT / DOLL						
	160007M	2022Q1	3	264,701.00	\$264,800	\$1.00	\$1.00
		2022Q2	9	9.00	\$397,400	\$44,155.56	\$49,134.59
			16	384,013.00	\$810,000	\$2.11	\$2.23

	FINAL CLEANUP / LS						
	161003P	2021Q3	4	4.00	\$20,101	\$5,025.25	\$9,050.08
		2021Q4	12	12.00	\$115,200	\$9,600.00	\$9,450.00
		2022Q1	3	3.00	\$112,500	\$37,500.00	\$17,583.67
		2022Q2	9	9.00	\$229,500	\$25,500.00	\$14,791.71
			28	28.00	\$477,301	\$17,046.46	\$11,981.31

	VIBRATION MONITORING / LS						
	162006P	2021Q3	1	1.00	\$15,000	\$15,000.00	\$70,666.67
		2022Q2	2	2.00	\$193,500	\$96,750.00	\$56,083.33
			3	3.00	\$208,500	\$69,500.00	\$60,944.44

	CLEARING SITE / LS						
	201003P	2021Q3	4	4.00	\$690,000	\$172,500	\$193,333
		2021Q4	2	2.00	\$60,000	\$30,000.00	\$19,833.33
		2022Q1	3	3.00	\$50,000	\$16,666.67	\$8,888.89
		2022Q2	9	9.00	\$2,382,760	\$264,751	\$258,052
			18	18.00	\$3,182,760	\$176,820	\$175,674

	CLEARING SITE, BRIDGE () / LS						
	201006P	2021Q3	2	2.00	\$1,125,000	\$562,500	\$565,833
		2022Q2	1	1.00	\$150,000	\$150,000	\$160,000
			3	3.00	\$1,275,000	\$425,000	\$430,556

WEIGHTED AVERAGE ITEM PRICE REPORT
 BY REGION, ITEM, AND QUARTER

REGION	ITEM	CALENDAR QUARTER	NUMBER OF OCCUR'S	TOTAL QUANTITY	TOTAL DOLLARS	AVERAGE AWARDED PRICE	AVERAGE OF LOW 3 BIDDERS
C	CLEARING SITE, STRUCTURE () / LS						
	201009P	2021Q3	1	1.00	\$50,000	\$50,000.00	\$56,000.00
		2022Q2	1	1.00	\$726,000	\$726,000	\$726,000
			2	2.00	\$776,000	\$388,000	\$391,000
	DEMOLITION (), PARCEL () / U						
	201033M	2022Q2	1	1.00	\$65,000	\$65,000.00	\$73,333.33
			1	1.00	\$65,000	\$65,000.00	\$73,333.33
	ASBESTOS REMOVAL, BRIDGE NO. / LS						
	201037P	2021Q3	1	1.00	\$40,250	\$40,250.00	\$23,416.67
			1	1.00	\$40,250	\$40,250.00	\$23,416.67
	TEMPORARY SHIELDING / LS						
	201039P	2021Q3	2	2.00	\$710,000	\$355,000	\$598,500
			2	2.00	\$710,000	\$355,000	\$598,500
	TEMPORARY DECK SUPPORT / LS						
	201070P	2021Q3	1	1.00	\$0	\$0.01	\$33,333.34
			1	1.00	\$0	\$0.01	\$33,333.34
	STRIPPING / ACRE						
	202003P	2021Q3	2	2.00	\$1	\$0.51	\$5,500.34
		2022Q2	2	15.00	\$100,000	\$6,666.67	\$14,466.67
			4	17.00	\$100,001	\$5,882.41	\$13,411.80

WEIGHTED AVERAGE ITEM PRICE REPORT
BY REGION, ITEM, AND QUARTER

REGION	ITEM	CALENDAR QUARTER	NUMBER OF OCCUR'S	TOTAL QUANTITY	TOTAL DOLLARS	AVERAGE AWARDED PRICE	AVERAGE OF LOW 3 BIDDERS
C	EXCAVATION, TEST PIT / CY						
	202006M	2021Q3	2	221.00	\$19,450	\$88.01	\$69.61
		2022Q1	1	65.00	\$3,250	\$50.00	\$75.00
		2022Q2	6	339.00	\$47,250	\$139.38	\$257.00
			9	625.00	\$69,950	\$111.92	\$171.81
	EXCAVATION, UNCLASSIFIED / CY						
	202009P	2021Q3	7	208,691.00	\$16,533,600	\$79.23	\$91.26
		2021Q4	2	1,100.00	\$3,500	\$3.18	\$31.52
		2022Q1	3	1,200.00	\$6,000	\$5.00	\$3.26
		2022Q2	7	56,134.00	\$1,515,624	\$27.00	\$45.44
			19	267,125.00	\$18,058,724	\$67.60	\$80.99
	PRESPLITTING / SY						
	202012M	2021Q3	1	32,353.00	\$3,882,360	\$120.00	\$108.33
			1	32,353.00	\$3,882,360	\$120.00	\$108.33
	ROCK DOWEL PULL TEST / U						
	202014M	2021Q3	1	4.00	\$12,000	\$3,000.00	\$2,833.33
			1	4.00	\$12,000	\$3,000.00	\$2,833.33
	REMOVAL OF PAVEMENT / SY						
	202021P	2021Q3	2	2,566.00	\$46,072	\$17.95	\$24.80
		2022Q2	4	37,864.00	\$599,027	\$15.82	\$21.47
			6	40,430.00	\$645,099	\$15.96	\$21.68
	DISPOSAL OF REGULATED MATERIAL / T						
	202024M	2021Q3	1	5,060.00	\$25,300	\$5.00	\$24.00

(item continued)

WEIGHTED AVERAGE ITEM PRICE REPORT
BY REGION, ITEM, AND QUARTER

REGION	ITEM	CALENDAR QUARTER	NUMBER OF OCCUR'S	TOTAL QUANTITY	TOTAL DOLLARS	AVERAGE AWARDED PRICE	AVERAGE OF LOW 3 BIDDERS
C	DISPOSAL OF REGULATED MATERIAL / T						
	202024M	2021Q4	5	1,380.00	\$42,461	\$30.77	\$37.72
			6	6,440.00	\$67,761	\$10.52	\$26.94
	SOIL SAMPLING AND ANALYSES, REGULATED / U						
	202030M	2021Q3	1	14.00	\$10,500	\$750.00	\$1,016.67
			1	14.00	\$10,500	\$750.00	\$1,016.67
	PRE-BLAST GROUNDWATER SUPPLY TESTING / U						
	202044M	2021Q3	1	5.00	\$7,500	\$1,500.00	\$2,000.00
			1	5.00	\$7,500	\$1,500.00	\$2,000.00
	PRE-BLAST CONDITION SURVEY / U						
	202045M	2021Q3	1	5.00	\$10,000	\$2,000.00	\$1,900.00
			1	5.00	\$10,000	\$2,000.00	\$1,900.00
	ROCK DOWEL 16 FT / U						
	202116M	2021Q3	1	150.00	\$300,000	\$2,000.00	\$1,733.33
			1	150.00	\$300,000	\$2,000.00	\$1,733.33
	I-9 SOIL AGGREGATE / CY						
	203009P	2021Q3	4	989.00	\$149,125	\$150.78	\$103.54
		2022Q2	2	5,314.00	\$543,100	\$102.20	\$63.76
			6	6,303.00	\$692,225	\$109.82	\$70.00
	I-14 SOIL AGGREGATE / CY						
	203021P	2021Q3	1	667.00	\$13,340	\$20.00	\$40.00

(item continued)

WEIGHTED AVERAGE ITEM PRICE REPORT
BY REGION, ITEM, AND QUARTER

REGION	ITEM	CALENDAR QUARTER	NUMBER OF OCCUR'S	TOTAL QUANTITY	TOTAL DOLLARS	AVERAGE AWARDED PRICE	AVERAGE OF LOW 3 BIDDERS
C	I-14 SOIL AGGREGATE / CY						
	203021P	2022Q2	3	79.00	\$2,482	\$31.41	\$130.58
			4	746.00	\$15,822	\$21.21	\$49.59

	GEOTEXTILE / SY						
	203040M	2021Q4	1	500.00	\$500	\$1.00	\$1.00
		2022Q1	1	500.00	\$500	\$1.00	\$0.67
		2022Q2	1	3,931.00	\$3,538	\$0.90	\$2.97
			3	4,931.00	\$4,538	\$0.92	\$2.53

	GEOTEXTILE, ROADWAY STABILIZATION / SY						
	203041P	2021Q3	1	694.00	\$7	\$0.01	\$2.00
			1	694.00	\$7	\$0.01	\$2.00

	CONTROLLED LOW STRENGTH MATERIAL / CY						
	203050M	2021Q3	1	7.00	\$7,700	\$1,100.00	\$600.00
		2022Q2	1	2.00	\$400	\$200.00	\$1,500.00
			2	9.00	\$8,100	\$900.00	\$800.00

	LIGHTWEIGHT SOIL AGGREGATE / CY						
	203056P	2022Q2	1	5,096.00	\$535,080	\$105.00	\$139.33
			1	5,096.00	\$535,080	\$105.00	\$139.33

	GEOSYNTHETIC CLAY LINER / SY						
	203100P	2022Q2	1	2,085.00	\$65,678	\$31.50	\$26.17
			1	2,085.00	\$65,678	\$31.50	\$26.17

WEIGHTED AVERAGE ITEM PRICE REPORT
BY REGION, ITEM, AND QUARTER

REGION	ITEM	CALENDAR QUARTER	NUMBER OF OCCUR'S	TOTAL QUANTITY	TOTAL DOLLARS	AVERAGE AWARDED PRICE	AVERAGE OF LOW 3 BIDDERS
C	BOREHOLE SEISMOGRAPH / U						
	204180P	2021Q3	1	3.00	\$60,000	\$20,000.00	\$22,333.33
			1	3.00	\$60,000	\$20,000.00	\$22,333.33

	SUBBASE / CY						
	301006P	2021Q3	1	119.00	\$9,000	\$75.63	\$76.88
		2022Q2	3	2,547.00	\$240,470	\$94.41	\$86.30
			4	2,666.00	\$249,470	\$93.57	\$85.88

	DENSE-GRADED AGGREGATE BASE COURSE, 6" T / SY						
	302036P	2021Q3	2	629.00	\$9,774	\$15.54	\$23.59
		2022Q2	4	16,281.00	\$260,363	\$15.99	\$18.80
			6	16,910.00	\$270,137	\$15.97	\$18.98

	DENSE-GRADED AGGREGATE BASE COURSE, 8" T / SY						
	302042P	2022Q2	1	9,262.00	\$166,716	\$18.00	\$27.00
			1	9,262.00	\$166,716	\$18.00	\$27.00

	DENSE-GRADED AGGREGATE BASE COURSE, 12" / SY						
	302048P	2021Q3	1	1,799.00	\$53,970	\$30.00	\$29.67
		2022Q2	1	37,389.00	\$757,127	\$20.25	\$30.75
			2	39,188.00	\$811,097	\$20.70	\$30.70

	DENSE-GRADED AGGREGATE BASE COURSE, VARI / CY						
	302051P	2021Q3	2	94.00	\$10,210	\$108.62	\$114.61
		2021Q4	2	450.00	\$6,500	\$14.44	\$30.37
		2022Q1	4	551.00	\$11,000	\$19.96	\$14.17

(item continued)

WEIGHTED AVERAGE ITEM PRICE REPORT
BY REGION, ITEM, AND QUARTER

REGION	ITEM	CALENDAR QUARTER	NUMBER OF OCCUR'S	TOTAL QUANTITY	TOTAL DOLLARS	AVERAGE AWARDED PRICE	AVERAGE OF LOW 3 BIDDERS
C	DENSE-GRADED AGGREGATE	BASE COURSE, VARI / CY					
	302051P	2022Q2	3	45.00	\$6,100	\$135.56	\$146.31
			11	1,140.00	\$33,810	\$29.66	\$34.06

	COARSE AGGREGATE, SIZE NO. 57 / CY						
	302060P	2021Q4	1	125.00	\$1,250	\$10.00	\$33.33
		2022Q1	1	125.00	\$1,250	\$10.00	\$10.01
		2022Q2	1	643.00	\$64,300	\$100.00	\$133.33
			3	893.00	\$66,800	\$74.80	\$102.07

	CONCRETE BASE COURSE, 8" THICK / SY						
	304003P	2022Q2	1	235.00	\$35,250	\$150.00	\$144.00
			1	235.00	\$35,250	\$150.00	\$144.00

	CONCRETE BASE COURSE, 10" THICK / SY						
	304009P	2021Q3	1	118.00	\$12,980	\$110.00	\$104.33
			1	118.00	\$12,980	\$110.00	\$104.33

	HMA MILLING, 3" OR LESS / SY						
	401009P	2021Q3	4	63,236.00	\$517,491	\$8.18	\$5.22
		2021Q4	2	397,753.00	\$972,186	\$2.44	\$3.05
		2022Q1	3	795,755.00	\$2,354,806	\$2.96	\$3.32
		2022Q2	5	232,419.00	\$1,363,350	\$5.87	\$4.92
			14	1,489,163.00	\$5,207,833	\$3.50	\$3.58

	HMA MILLING, MORE THAN 3" TO 6" / SY						
	401012P	2021Q3	1	38,195.00	\$286,463	\$7.50	\$4.17

(item continued)

WEIGHTED AVERAGE ITEM PRICE REPORT
 BY REGION, ITEM, AND QUARTER

REGION	ITEM	CALENDAR QUARTER	NUMBER OF OCCUR'S	TOTAL QUANTITY	TOTAL DOLLARS	AVERAGE AWARDED PRICE	AVERAGE OF LOW 3 BIDDERS
C	HMA MILLING, MORE THAN 3" TO 6" / SY						
	401012P	2021Q4	1	18,500.00	\$185	\$0.01	\$2.25
		2022Q1	1	18,500.00	\$1,850	\$0.10	\$0.37
			3	75,195.00	\$288,498	\$3.84	\$2.76
	CONCRETE MILLING / SY						
	401015P	2021Q4	2	3,000.00	\$3,000	\$1.00	\$4.00
		2022Q1	3	15,000.00	\$15,000	\$1.00	\$2.58
		2022Q2	1	2,000.00	\$20,000	\$10.00	\$17.33
			6	20,000.00	\$38,000	\$1.90	\$4.27
	MICRO-MILLING / SY						
	401017P	2021Q3	1	12,662.00	\$253,240	\$20.00	\$15.58
		2022Q1	1	3,814.00	\$95,350	\$25.00	\$25.00
		2022Q2	3	484,910.00	\$1,066,429	\$2.20	\$2.69
			5	501,386.00	\$1,415,019	\$2.82	\$3.18
	HOT MIX ASPHALT PAVEMENT REPAIR / SY						
	401021M	2021Q3	1	250.00	\$500	\$2.00	\$27.34
		2021Q4	2	1,761.00	\$39,795	\$22.60	\$37.40
		2022Q1	4	1,719.00	\$40,288	\$23.44	\$25.02
		2022Q2	6	9,407.00	\$377,452	\$40.12	\$64.74
			13	13,137.00	\$458,035	\$34.87	\$55.17
	SEALING OF CRACKS IN HOT MIX ASPHALT SUR / LF						
	401024M	2021Q3	1	1,000.00	\$4,250	\$4.25	\$3.42
		2021Q4	1	2,250.00	\$23	\$0.01	\$0.62
		2022Q1	2	4,250.00	\$16,023	\$3.77	\$1.51
		2022Q2	1	2,500.00	\$11,250	\$4.50	\$4.50
			5	10,000.00	\$31,545	\$3.15	\$2.25

WEIGHTED AVERAGE ITEM PRICE REPORT
BY REGION, ITEM, AND QUARTER

REGION	ITEM	CALENDAR QUARTER	NUMBER OF OCCUR'S	TOTAL QUANTITY	TOTAL DOLLARS	AVERAGE AWARDED PRICE	AVERAGE OF LOW 3 BIDDERS
C	POLYMERIZED JOINT ADHESIVE / LF						
	401027M	2021Q3	4	217,600.00	\$34,939	\$0.16	\$0.34
		2021Q4	2	409,052.00	\$73,078	\$0.18	\$0.22
		2022Q1	3	772,213.00	\$146,320	\$0.19	\$0.16
		2022Q2	7	646,061.00	\$116,448	\$0.18	\$0.49
			16	2,044,926.00	\$370,785	\$0.18	\$0.29
	TACK COAT / GAL						
	401030M	2021Q3	4	6,031.00	\$12,488	\$2.07	\$4.21
		2021Q4	2	70,083.00	\$701	\$0.01	\$0.60
		2022Q1	4	163,274.00	\$89,358	\$0.55	\$0.19
		2022Q2	8	163,052.00	\$185,696	\$1.14	\$1.31
			18	402,440.00	\$288,243	\$0.72	\$0.78
	PRIME COAT / GAL						
	401036M	2021Q3	2	670.00	\$7	\$0.01	\$0.07
		2022Q2	3	20,007.00	\$1,579	\$0.08	\$3.80
			5	20,677.00	\$1,585	\$0.08	\$3.68
	HOT MIX ASPHALT 9.5 M 64 SURFACE COURSE / T						
	401042M	2021Q4	1	2,000.00	\$226,000	\$113.00	\$116.33
		2022Q1	1	2,000.00	\$242,000	\$121.00	\$124.67
			2	4,000.00	\$468,000	\$117.00	\$120.50
	HOT MIX ASPHALT 9.5 ME SURFACE COURSE / T						
	401049M	2021Q4	1	2,000.00	\$240,000	\$120.00	\$123.67
		2022Q1	1	2,000.00	\$269,000	\$134.50	\$135.50
			2	4,000.00	\$509,000	\$127.25	\$129.58

WEIGHTED AVERAGE ITEM PRICE REPORT
BY REGION, ITEM, AND QUARTER

REGION	ITEM	CALENDAR QUARTER	NUMBER OF OCCUR'S	TOTAL QUANTITY	TOTAL DOLLARS	AVERAGE AWARDED PRICE	AVERAGE OF LOW 3 BIDDERS
C	HOT MIX ASPHALT 12.5 M 64 SURFACE COURSE / T						
	401054M	2021Q3	2	1,311.00	\$196,650	\$150.00	\$140.20
		2021Q4	2	18,060.00	\$1,815,117	\$100.50	\$100.12
		2022Q1	3	54,613.00	\$5,092,270	\$93.24	\$94.95
		2022Q2	4	5,670.00	\$669,279	\$118.04	\$127.56
			11	79,654.00	\$7,773,316	\$97.59	\$99.19
	HOT MIX ASPHALT 12.5 M 76 SURFACE COURSE / T						
	401060M	2021Q3	1	1,202.00	\$132,220	\$110.00	\$140.00
		2022Q2	1	982.00	\$220,950	\$225.00	\$213.33
			2	2,184.00	\$353,170	\$161.71	\$172.97
	HMA 12.5 M E SURFACE COURSE / T						
	401061M	2021Q3	1	5,607.00	\$1,054,116	\$188.00	\$159.33
		2021Q4	2	12,001.00	\$1,275,299	\$106.27	\$109.09
		2022Q1	1	4,000.00	\$538,000	\$134.50	\$135.83
		2022Q2	1	8,202.00	\$1,271,310	\$155.00	\$130.00
			5	29,810.00	\$4,138,725	\$138.84	\$127.88
	HOT MIX ASPHALT 12.5 M 64 INTERMEDIATE C / T						
	401072M	2021Q3	1	180.00	\$25,200	\$140.00	\$127.00
		2021Q4	1	1,000.00	\$85,000	\$85.00	\$91.67
		2022Q1	1	1,000.00	\$75,000	\$75.00	\$95.67
			3	2,180.00	\$185,200	\$84.95	\$96.42
	HMA 12.5 M E INTERMEDIATE COURSE / T						
	401079M	2022Q2	1	23,848.00	\$2,384,800	\$100.00	\$114.00
			1	23,848.00	\$2,384,800	\$100.00	\$114.00

WEIGHTED AVERAGE ITEM PRICE REPORT
BY REGION, ITEM, AND QUARTER

REGION	ITEM	CALENDAR QUARTER	NUMBER OF OCCUR'S	TOTAL QUANTITY	TOTAL DOLLARS	AVERAGE AWARDED PRICE	AVERAGE OF LOW 3 BIDDERS
C	HOT MIX ASPHALT 19 M 64 INTERMEDIATE COU / T						
	401084M	2022Q2	1	1,259.00	\$276,980	\$220.00	\$201.67
			1	1,259.00	\$276,980	\$220.00	\$201.67

	HOT MIX ASPHALT 19 M 64 BASE COURSE / T						
	401096M	2021Q3	1	118.00	\$20,650	\$175.00	\$198.33
			1	118.00	\$20,650	\$175.00	\$198.33

	HOT MIX ASPHALT 25 M 64 BASE COURSE / T						
	401099M	2021Q3	1	703.00	\$84,360	\$120.00	\$133.33
		2021Q4	1	500.00	\$42,000	\$84.00	\$94.67
		2022Q1	1	500.00	\$42,000	\$84.00	\$96.67
		2022Q2	2	23,869.00	\$2,635,590	\$110.42	\$109.52
			5	25,572.00	\$2,803,950	\$109.65	\$109.63

	CORE SAMPLES, HOT MIX ASPHALT / U						
	401108M	2021Q3	3	115.00	\$17,700	\$153.91	\$195.87
		2021Q4	2	355.00	\$33,725	\$95.00	\$85.06
		2022Q1	3	555.00	\$52,725	\$95.00	\$84.76
		2022Q2	5	415.00	\$53,875	\$129.82	\$135.98
			13	1,440.00	\$158,025	\$109.74	\$108.47

	HMA LONGITUDINAL JOINT REPAIR / SY						
	401113M	2021Q3	1	250.00	\$5,000	\$20.00	\$101.67
		2022Q2	1	500.00	\$2,500	\$5.00	\$32.52
			2	750.00	\$7,500	\$10.00	\$55.57

	POLYMER MODIFIED TACK COAT / GAL						
	403005M	2021Q3	1	35,500.00	\$124,250	\$3.50	\$4.49
			1	35,500.00	\$124,250	\$3.50	\$4.49

WEIGHTED AVERAGE ITEM PRICE REPORT
BY REGION, ITEM, AND QUARTER

REGION	ITEM	CALENDAR QUARTER	NUMBER OF OCCUR'S	TOTAL QUANTITY	TOTAL DOLLARS	AVERAGE AWARDED PRICE	AVERAGE OF LOW 3 BIDDERS
C	STONE MATRIX ASPHALT 12.5 MM SURFACE COU / T						
	404006M	2021Q4	2	10,477.00	\$1,380,488	\$131.76	\$132.02
		2022Q1	3	40,301.00	\$5,155,912	\$127.94	\$132.76
			5	50,778.00	\$6,536,399	\$128.73	\$132.61
	HIGH PERFORMANCE THIN OVERLAY / T						
	406005M	2021Q3	1	7,637.00	\$1,298,290	\$170.00	\$165.00
		2022Q2	3	39,287.00	\$6,094,373	\$155.12	\$164.05
			4	46,924.00	\$7,392,663	\$157.55	\$164.20
	MICROPAVING JOINTS / LF						
	421007M	2022Q1	1	32,200.00	\$132,020	\$4.10	\$4.10
		2022Q2	1	54,000.00	\$221,400	\$4.10	\$4.10
			2	86,200.00	\$353,420	\$4.10	\$4.10
	SLURRY SEAL AGGREGATE, TYPE II / T						
	421010M	2022Q1	1	1,779.00	\$216,664	\$121.79	\$121.79
		2022Q2	1	1,514.00	\$184,390	\$121.79	\$121.79
			2	3,293.00	\$401,054	\$121.79	\$121.79
	SLURRY SEAL EMULSION / GAL						
	421011M	2022Q1	1	52,669.00	\$584,099	\$11.09	\$11.09
		2022Q2	1	44,662.00	\$495,302	\$11.09	\$11.09
			2	97,331.00	\$1,079,401	\$11.09	\$11.09
	FOG SEAL STRIP / LF						
	422004M	2021Q4	2	12,739.00	\$18,607	\$1.46	\$1.19

(item continued)

WEIGHTED AVERAGE ITEM PRICE REPORT
BY REGION, ITEM, AND QUARTER

REGION	ITEM	CALENDAR QUARTER	NUMBER OF OCCUR'S	TOTAL QUANTITY	TOTAL DOLLARS	AVERAGE AWARDED PRICE	AVERAGE OF LOW 3 BIDDERS
C	FOG SEAL STRIP / LF						
	422004M	2022Q1	3	17,518.00	\$26,129	\$1.49	\$1.07
		2022Q2	1	15,223.00	\$18,268	\$1.20	\$1.17
			6	45,480.00	\$63,004	\$1.39	\$1.13

	PARTIAL DEPTH CONCRETE REPAIR, HOT APPL / SY						
	452004M	2021Q3	1	680.00	\$816,000	\$1,200.00	\$1,116.67
			1	680.00	\$816,000	\$1,200.00	\$1,116.67

	FULL DEPTH CONCRETE PAVEMENT REPAIR, HMA / SY						
	453006M	2021Q4	1	375.00	\$18,750	\$50.00	\$111.67
		2022Q1	4	802.00	\$66,838	\$83.34	\$90.54
		2022Q2	2	473.00	\$103,550	\$218.92	\$158.73
			7	1,650.00	\$189,138	\$114.63	\$114.89

	FULL DEPTH CONCRETE PAVEMENT REPAIR, PRE / SY						
	453013M	2021Q3	1	1,700.00	\$1,275,000	\$750.00	\$800.00
			1	1,700.00	\$1,275,000	\$750.00	\$800.00

	CLEANING AND SEALING JOINTS AND CRACKS I / LF						
	456006M	2021Q3	1	33,624.00	\$142,902	\$4.25	\$4.25
			1	33,624.00	\$142,902	\$4.25	\$4.25

	PERMANENT SHEETING / SF						
	501006P	2022Q2	1	80.00	\$44,800	\$560.00	\$481.67
			1	80.00	\$44,800	\$560.00	\$481.67

WEIGHTED AVERAGE ITEM PRICE REPORT
BY REGION, ITEM, AND QUARTER

REGION	ITEM	CALENDAR QUARTER	NUMBER OF OCCUR'S	TOTAL QUANTITY	TOTAL DOLLARS	AVERAGE AWARDED PRICE	AVERAGE OF LOW 3 BIDDERS
C	TEMPORARY COFFERDAM / LS						
	501009P	2022Q2	1	1.00	\$602,330	\$602,330	\$596,777
			1	1.00	\$602,330	\$602,330	\$596,777
	PERMANENT COFFERDAM / LS						
	501012P	2022Q2	1	1.00	\$3,634,500	\$3,634,500	\$4,132,167
			1	1.00	\$3,634,500	\$3,634,500	\$4,132,167
	FURNISHING EQUIPMENT FOR DRILLING PILES / LS						
	502002P	2021Q3	1	1.00	\$270,000	\$270,000	\$122,167
			1	1.00	\$270,000	\$270,000	\$122,167
	FURNISHING EQUIPMENT FOR DRIVING PILES / LS						
	502003P	2022Q2	2	2.00	\$425,000	\$212,500	\$348,667
			2	2.00	\$425,000	\$212,500	\$348,667
	TEST PILE, FURNISHED / LF						
	502009M	2022Q2	1	260.00	\$15,860	\$61.00	\$77.00
			1	260.00	\$15,860	\$61.00	\$77.00
	TEST PILE, DRIVEN / LF						
	502012M	2022Q2	1	244.00	\$1,220	\$5.00	\$55.00
			1	244.00	\$1,220	\$5.00	\$55.00
	MICROPILE / LF						
	502016M	2022Q2	1	10,665.00	\$1,877,040	\$176.00	\$181.67
			1	10,665.00	\$1,877,040	\$176.00	\$181.67

WEIGHTED AVERAGE ITEM PRICE REPORT
BY REGION, ITEM, AND QUARTER

REGION	ITEM	CALENDAR QUARTER	NUMBER OF OCCUR'S	TOTAL QUANTITY	TOTAL DOLLARS	AVERAGE AWARDED PRICE	AVERAGE OF LOW 3 BIDDERS
C	DYNAMIC PILE LOAD TEST / U						
	502018M	2022Q2	1	4.00	\$10,800	\$2,700.00	\$4,066.67
			1	4.00	\$10,800	\$2,700.00	\$4,066.67
	STEEL H-PILE, FURNISHED, HP 12 X 74 / LF						
	502168M	2022Q2	1	7,560.00	\$461,160	\$61.00	\$70.33
			1	7,560.00	\$461,160	\$61.00	\$70.33
	STEEL H-PILE, DRIVEN, HP 12 X 74 / LF						
	502186M	2022Q2	1	7,526.00	\$37,630	\$5.00	\$20.67
			1	7,526.00	\$37,630	\$5.00	\$20.67
	CAST-IN-PLACE CONCRETE PILE, DRILLED, 24 / LF						
	502310M	2021Q3	2	4,609.00	\$1,517,760	\$329.30	\$299.77
			2	4,609.00	\$1,517,760	\$329.30	\$299.77
	REINFORCEMENT STEEL, EPOXY-COATED / LB						
	504006P	2021Q3	2	131,760.00	\$237,780	\$1.80	\$1.99
		2022Q2	1	32,000.00	\$72,000	\$2.25	\$2.53
			3	163,760.00	\$309,780	\$1.89	\$2.10
	REINFORCEMENT STEEL, GALVANIZED / LB						
	504009P	2021Q3	1	93,950.00	\$248,968	\$2.65	\$2.72
		2022Q2	1	25,100.00	\$58,985	\$2.35	\$2.78
			2	119,050.00	\$307,953	\$2.59	\$2.73

WEIGHTED AVERAGE ITEM PRICE REPORT
BY REGION, ITEM, AND QUARTER

REGION	ITEM	CALENDAR QUARTER	NUMBER OF OCCUR'S	TOTAL QUANTITY	TOTAL DOLLARS	AVERAGE AWARDED PRICE	AVERAGE OF LOW 3 BIDDERS
C	DRILL AND GROUT REINFORCEMENT STEEL / LF						
	504010P	2021Q3	1	653.00	\$39,180	\$60.00	\$70.00
			1	653.00	\$39,180	\$60.00	\$70.00
	CONCRETE FOOTING / CY						
	504015P	2022Q2	1	156.00	\$78,000	\$500.00	\$726.67
			1	156.00	\$78,000	\$500.00	\$726.67
	CONCRETE WING WALL / CY						
	504018P	2022Q2	1	42.00	\$79,800	\$1,900.00	\$1,833.33
			1	42.00	\$79,800	\$1,900.00	\$1,833.33
	CONCRETE ABUTMENT WALL / CY						
	504024P	2021Q3	1	37.00	\$129,500	\$3,500.00	\$5,166.67
			1	37.00	\$129,500	\$3,500.00	\$5,166.67
	CONCRETE PIER COLUMN AND CAP / CY						
	504027P	2021Q3	1	22.00	\$94,600	\$4,300.00	\$5,766.67
			1	22.00	\$94,600	\$4,300.00	\$5,766.67
	EPOXY WATERPROOFING / SY						
	504036P	2021Q3	2	362.00	\$25,280	\$69.83	\$80.99
		2021Q4	2	5,906.00	\$226,153	\$38.29	\$47.29
		2022Q2	2	6,631.00	\$437,646	\$66.00	\$52.00
			6	12,899.00	\$689,079	\$53.42	\$50.66

WEIGHTED AVERAGE ITEM PRICE REPORT
BY REGION, ITEM, AND QUARTER

REGION	ITEM	CALENDAR QUARTER	NUMBER OF OCCUR'S	TOTAL QUANTITY	TOTAL DOLLARS	AVERAGE AWARDED PRICE	AVERAGE OF LOW 3 BIDDERS
C	CONCRETE SURFACE TREATMENT / SY						
	504040P	2021Q3	1	372.00	\$10,323	\$27.75	\$53.25
			1	372.00	\$10,323	\$27.75	\$53.25
	CONCRETE STAINING / SY						
	504048P	2022Q2	2	2,534.00	\$49,994	\$19.73	\$25.87
			2	2,534.00	\$49,994	\$19.73	\$25.87
	CONCRETE PYLON / LF						
	504053P	2022Q2	1	20.00	\$11,500	\$575.00	\$1,471.67
			1	20.00	\$11,500	\$575.00	\$1,471.67
	CONCRETE CAP / CY						
	504085P	2022Q2	1	3.00	\$15,000	\$5,000.00	\$3,166.67
			1	3.00	\$15,000	\$5,000.00	\$3,166.67
	CONCRETE BRIDGE HEADWALL / CY						
	504086P	2022Q2	1	14.00	\$25,200	\$1,800.00	\$1,933.33
			1	14.00	\$25,200	\$1,800.00	\$1,933.33
	PRECAST CONCRETE CULVERT / LF						
	505057P	2022Q2	1	44.00	\$660,000	\$15,000.00	\$12,666.33
			1	44.00	\$660,000	\$15,000.00	\$12,666.33
	STRUCTURAL STEEL / LS						
	506003P	2021Q3	1	1.00	\$1,350,000	\$1,350,000	\$1,688,333
			1	1.00	\$1,350,000	\$1,350,000	\$1,688,333

WEIGHTED AVERAGE ITEM PRICE REPORT
BY REGION, ITEM, AND QUARTER

REGION	ITEM	CALENDAR QUARTER	NUMBER OF OCCUR'S	TOTAL QUANTITY	TOTAL DOLLARS	AVERAGE AWARDED PRICE	AVERAGE OF LOW 3 BIDDERS
C	REINFORCED ELASTOMERIC BEARING ASSEMBLY / U						
	506006P	2021Q3	2	96.00	\$277,320	\$2,888.75	\$4,206.67
			2	96.00	\$277,320	\$2,888.75	\$4,206.67
	SHEAR CONNECTOR / U						
	506012P	2021Q3	1	3,190.00	\$22,681	\$7.11	\$6.04
			1	3,190.00	\$22,681	\$7.11	\$6.04
	LUBRICATE BEARING / U						
	506013P	2021Q4	2	1,253.00	\$41,695	\$33.28	\$58.39
			2	1,253.00	\$41,695	\$33.28	\$58.39
	SHEAR CONNECTOR, GALVANIZED / U						
	506015P	2021Q3	1	4,466.00	\$42,427	\$9.50	\$10.83
			1	4,466.00	\$42,427	\$9.50	\$10.83
	GIRDER JACKING / LS						
	506016P	2021Q3	1	1.00	\$205,000	\$205,000	\$193,333
			1	1.00	\$205,000	\$205,000	\$193,333
	STRIP SEAL EXPANSION JOINT ASSEMBLY / LF						
	507015P	2021Q3	2	273.00	\$190,991	\$699.60	\$581.83
			2	273.00	\$190,991	\$699.60	\$581.83
	CONCRETE BRIDGE DECK, HPC / CY						
	507024P	2021Q3	2	478.00	\$844,800	\$1,767.36	\$1,384.66
			2	478.00	\$844,800	\$1,767.36	\$1,384.66

WEIGHTED AVERAGE ITEM PRICE REPORT
BY REGION, ITEM, AND QUARTER

REGION	ITEM	CALENDAR QUARTER	NUMBER OF OCCUR'S	TOTAL QUANTITY	TOTAL DOLLARS	AVERAGE AWARDED PRICE	AVERAGE OF LOW 3 BIDDERS
C	DATE PANEL / U						
	507027M	2021Q3	1	1.00	\$1,500	\$1,500.00	\$1,666.67
			1	1.00	\$1,500	\$1,500.00	\$1,666.67

	CONCRETE BRIDGE SIDEWALK, HPC / CY						
	507033P	2021Q3	2	88.00	\$82,475	\$937.22	\$1,127.75
		2022Q2	1	16.00	\$44,480	\$2,780.00	\$2,760.00
			3	104.00	\$126,955	\$1,220.72	\$1,378.86

	CONCRETE BRIDGE PARAPET / LF						
	507036P	2022Q2	1	72.00	\$28,800	\$400.00	\$450.00
			1	72.00	\$28,800	\$400.00	\$450.00

	BARRIER PARAPET MODIFICATIONS / LF						
	507037P	2022Q2	2	26.00	\$45,500	\$1,750.00	\$1,575.00
			2	26.00	\$45,500	\$1,750.00	\$1,575.00

	CONCRETE BRIDGE PARAPET WITH MOMENT SLAB / LF						
	507038P	2021Q3	1	71.00	\$35,500	\$500.00	\$700.00
			1	71.00	\$35,500	\$500.00	\$700.00

	CONCRETE BRIDGE PARAPET, HPC / LF						
	507039P	2021Q3	2	851.00	\$382,425	\$449.38	\$420.23
		2022Q2	1	705.00	\$387,750	\$550.00	\$433.33
			3	1,556.00	\$770,175	\$494.97	\$426.17

WEIGHTED AVERAGE ITEM PRICE REPORT
BY REGION, ITEM, AND QUARTER

REGION	ITEM	CALENDAR QUARTER	NUMBER OF OCCUR'S	TOTAL QUANTITY	TOTAL DOLLARS	AVERAGE AWARDED PRICE	AVERAGE OF LOW 3 BIDDERS
C	CONCRETE BRIDGE APPROACH / CY						
	507051P	2021Q3	1	142.00	\$184,600	\$1,300.00	\$993.33
			1	142.00	\$184,600	\$1,300.00	\$993.33
	STEEL 1 BAR BRIDGE RAILING / LF						
	507082P	2021Q3	1	351.00	\$88,529	\$252.22	\$174.07
			1	351.00	\$88,529	\$252.22	\$174.07
	CHAIN-LINK FENCE, ALUMINUM-COATED STEEL, / LF						
	509017P	2021Q3	1	247.00	\$37,050	\$150.00	\$145.00
			1	247.00	\$37,050	\$150.00	\$145.00
	CHAIN-LINK FENCE, TYPE II, ALUMINUM-COAT / LF						
	509019P	2021Q3	1	247.00	\$34,580	\$140.00	\$140.33
			1	247.00	\$34,580	\$140.00	\$140.33
	CHAIN-LINK FENCE, TYPE IV / LF						
	509083P	2021Q3	1	351.00	\$78,273	\$223.00	\$194.33
			1	351.00	\$78,273	\$223.00	\$194.33
	ORNAMENTAL RAILING / LF						
	509100P	2022Q2	1	110.00	\$44,000	\$400.00	\$1,300.00
			1	110.00	\$44,000	\$400.00	\$1,300.00
	BRIDGE COMB RAILING (1 RAIL, STEEL) / LF						
	509150P	2021Q3	1	25.00	\$4,375	\$175.00	\$181.67
			1	25.00	\$4,375	\$175.00	\$181.67

WEIGHTED AVERAGE ITEM PRICE REPORT
 BY REGION, ITEM, AND QUARTER

REGION	ITEM	CALENDAR QUARTER	NUMBER OF OCCUR'S	TOTAL QUANTITY	TOTAL DOLLARS	AVERAGE AWARDED PRICE	AVERAGE OF LOW 3 BIDDERS
C	STEEL SHEET PILING / SF						
	511006P	2022Q2	1	15,005.00	\$5,776,925	\$385.00	\$345.00
			1	15,005.00	\$5,776,925	\$385.00	\$345.00
	TIE-ROD SYSTEM / U						
	511025M	2022Q2	1	105.00	\$525,000	\$5,000.00	\$10,500.00
			1	105.00	\$525,000	\$5,000.00	\$10,500.00
	RETAINING WALL, LOCATION NO. ____ / SF						
	513003P	2021Q3	2	3,317.00	\$1,441,800	\$434.67	\$269.89
			2	3,317.00	\$1,441,800	\$434.67	\$269.89
	LANDSCAPE RETAINING WALL / SF						
	513015P	2022Q2	1	655.00	\$275,100	\$420.00	\$576.67
			1	655.00	\$275,100	\$420.00	\$576.67
	CONCRETE COPING / LF						
	513022P	2022Q2	1	705.00	\$775,500	\$1,100.00	\$691.67
			1	705.00	\$775,500	\$1,100.00	\$691.67
	TEMPORARY SUPPORT LATERAL BRACING / LS						
	514030P	2021Q3	1	1.00	\$46,000	\$46,000.00	\$37,000.00
			1	1.00	\$46,000	\$46,000.00	\$37,000.00
	CONCRETE DECK REPAIR, TYPE B / SF						
	551006M	2021Q4	1	1,741.00	\$165,395	\$95.00	\$130.00
			1	1,741.00	\$165,395	\$95.00	\$130.00

WEIGHTED AVERAGE ITEM PRICE REPORT
BY REGION, ITEM, AND QUARTER

REGION	ITEM	CALENDAR QUARTER	NUMBER OF OCCUR'S	TOTAL QUANTITY	TOTAL DOLLARS	AVERAGE AWARDED PRICE	AVERAGE OF LOW 3 BIDDERS
C	CONCRETE DECK REPAIR, TYPE C / SF						
	551009M	2021Q4	1	100.00	\$18,000	\$180.00	\$206.67
			1	100.00	\$18,000	\$180.00	\$206.67
	PRESSURE INJECTION, CONCRETE CRACKS / LF						
	552003M	2021Q3	2	103.00	\$12,025	\$116.75	\$207.67
		2021Q4	1	1,000.00	\$38,000	\$38.00	\$57.67
		2022Q2	2	90.00	\$27,999	\$311.10	\$163.70
			5	1,193.00	\$78,024	\$65.40	\$78.62
	PNEUMATICALLY APPLIED MORTAR / SF						
	553003M	2021Q3	1	31.00	\$13,950	\$450.00	\$476.67
			1	31.00	\$13,950	\$450.00	\$476.67
	POLLUTION CONTROL SYSTEM / LS						
	554003P	2021Q3	1	1.00	\$11,000	\$11,000.00	\$73,666.67
			1	1.00	\$11,000	\$11,000.00	\$73,666.67
	NEAR-WHITE BLAST CLEANING AND PAINTING / LS						
	554009P	2021Q3	1	1.00	\$585,000	\$585,000	\$524,667
			1	1.00	\$585,000	\$585,000	\$524,667
	SUBSTRUCTURE CONCRETE REPAIR / SF						
	555003M	2021Q4	2	795.00	\$205,650	\$258.68	\$300.06
		2022Q2	2	3,353.00	\$1,103,137	\$329.00	\$333.39
			4	4,148.00	\$1,308,787	\$315.52	\$327.00

WEIGHTED AVERAGE ITEM PRICE REPORT
BY REGION, ITEM, AND QUARTER

REGION	ITEM	CALENDAR QUARTER	NUMBER OF OCCUR'S	TOTAL QUANTITY	TOTAL DOLLARS	AVERAGE AWARDED PRICE	AVERAGE OF LOW 3 BIDDERS
C	CONCRETE SPALL REPAIR, TYPE 1 / SF						
	555009M	2021Q3	1	3.00	\$600	\$200.00	\$250.00
			1	3.00	\$600	\$200.00	\$250.00
	CONCRETE SPALL REPAIR, TYPE 2 / CF						
	555012M	2021Q3	1	14.00	\$4,900	\$350.00	\$383.33
			1	14.00	\$4,900	\$350.00	\$383.33
	CONCRETE SPALL REPAIR, TYPE 3 / SF						
	555060M	2021Q3	1	18.00	\$5,400	\$300.00	\$283.33
			1	18.00	\$5,400	\$300.00	\$283.33
	CONCRETE SPALL REPAIR, TYPE 2 / CF						
	555061M	2021Q3	1	17.00	\$5,950	\$350.00	\$383.33
			1	17.00	\$5,950	\$350.00	\$383.33
	12" REINFORCED CONCRETE PIPE / LF						
	601120P	2022Q2	2	16.00	\$1,440	\$90.00	\$207.50
			2	16.00	\$1,440	\$90.00	\$207.50
	15" REINFORCED CONCRETE PIPE / LF						
	601122P	2021Q3	2	1,198.00	\$127,410	\$106.35	\$125.72
		2022Q2	3	25,124.00	\$2,289,133	\$91.11	\$129.93
			5	26,322.00	\$2,416,543	\$91.81	\$129.74
	18" REINFORCED CONCRETE PIPE / LF						
	601124P	2021Q3	1	20.00	\$2,300	\$115.00	\$158.33

(item continued)

WEIGHTED AVERAGE ITEM PRICE REPORT
 BY REGION, ITEM, AND QUARTER

REGION	ITEM	CALENDAR QUARTER	NUMBER OF OCCUR'S	TOTAL QUANTITY	TOTAL DOLLARS	AVERAGE AWARDED PRICE	AVERAGE OF LOW 3 BIDDERS
C	18" REINFORCED CONCRETE PIPE / LF						
	601124P	2022Q2	3	6,544.00	\$641,082	\$97.96	\$140.95
			4	6,564.00	\$643,382	\$98.02	\$141.01
	24" REINFORCED CONCRETE PIPE / LF						
	601128P	2022Q2	2	3,991.00	\$476,239	\$119.33	\$158.39
			2	3,991.00	\$476,239	\$119.33	\$158.39
	30" REINFORCED CONCRETE PIPE / LF						
	601132P	2022Q2	1	749.00	\$108,980	\$145.50	\$205.17
			1	749.00	\$108,980	\$145.50	\$205.17
	42" REINFORCED CONCRETE PIPE / LF						
	601136P	2022Q2	2	99.00	\$47,028	\$475.03	\$500.01
			2	99.00	\$47,028	\$475.03	\$500.01
	48" REINFORCED CONCRETE PIPE / LF						
	601138P	2022Q2	1	3.00	\$1,800	\$600.00	\$1,366.67
			1	3.00	\$1,800	\$600.00	\$1,366.67
	12" REINFORCED CONCRETE PIPE, CLASS V / LF						
	601192P	2021Q3	1	107.00	\$12,840	\$120.00	\$128.33
			1	107.00	\$12,840	\$120.00	\$128.33
	15" HIGH DENSITY POLYETHYLENE PIPE / LF						
	601248P	2022Q2	1	416.00	\$62,400	\$150.00	\$158.33
			1	416.00	\$62,400	\$150.00	\$158.33

WEIGHTED AVERAGE ITEM PRICE REPORT
 BY REGION, ITEM, AND QUARTER

REGION	ITEM	CALENDAR QUARTER	NUMBER OF OCCUR'S	TOTAL QUANTITY	TOTAL DOLLARS	AVERAGE AWARDED PRICE	AVERAGE OF LOW 3 BIDDERS
C	18" HIGH DENSITY POLYETHYLENE PIPE / LF						
	601250P	2022Q2	1	4.00	\$800	\$200.00	\$750.00
			1	4.00	\$800	\$200.00	\$750.00
	SUBBASE OUTLET DRAIN / LF						
	601404P	2021Q3	1	72.00	\$3,240	\$45.00	\$53.33
			1	72.00	\$3,240	\$45.00	\$53.33
	8" CORRUGATED STEEL UNDERDRAIN PIPE / LF						
	601410P	2022Q2	1	155.00	\$10,850	\$70.00	\$77.33
			1	155.00	\$10,850	\$70.00	\$77.33
	8" PERFORATED HD POLYETHYLENE PIPE / LF						
	601419P	2022Q2	1	776.00	\$42,680	\$55.00	\$52.33
			1	776.00	\$42,680	\$55.00	\$52.33
	14" X 23" REINFORCED CONCRETE ELLIPTICAL / LF						
	601630P	2022Q2	1	601.00	\$76,327	\$127.00	\$175.67
			1	601.00	\$76,327	\$127.00	\$175.67
	VIDEO INSPECTION OF PIPE / LF						
	601664M	2021Q3	1	4,298.00	\$12,894	\$3.00	\$4.58
			1	4,298.00	\$12,894	\$3.00	\$4.58
	CLEANING EXISTING PIPE, 12" TO 24" DIAME / LF						
	601670M	2021Q3	3	3,522.00	\$31,460	\$8.93	\$11.70

(item continued)

WEIGHTED AVERAGE ITEM PRICE REPORT
BY REGION, ITEM, AND QUARTER

REGION	ITEM	CALENDAR QUARTER	NUMBER OF OCCUR'S	TOTAL QUANTITY	TOTAL DOLLARS	AVERAGE AWARDED PRICE	AVERAGE OF LOW 3 BIDDERS
C	CLEANING EXISTING PIPE, 12" TO 24" DIAME / LF						
	601670M	2021Q4	1	1,000.00	\$5,500	\$5.50	\$7.67
		2022Q1	2	2,000.00	\$12,000	\$6.00	\$5.57
		2022Q2	3	2,225.00	\$21,763	\$9.78	\$12.96
			9	8,747.00	\$70,723	\$8.09	\$10.16
	16" DUCTILE IRON PIPE / LF						
	601680M	2022Q2	1	962.00	\$168,350	\$175.00	\$245.00
			1	962.00	\$168,350	\$175.00	\$245.00
	14" DUCTILE IRON PIPE / LF						
	601685M	2022Q2	1	60.00	\$2,700	\$45.00	\$188.33
			1	60.00	\$2,700	\$45.00	\$188.33
	CONCRETE HEADWALL / CY						
	602006P	2021Q3	1	6.00	\$4,800	\$800.00	\$1,800.00
		2022Q2	1	41.00	\$47,150	\$1,150.00	\$1,350.00
			2	47.00	\$51,950	\$1,105.32	\$1,407.45
	INLET, TYPE A / U						
	602009M	2022Q2	2	13.00	\$52,000	\$4,000.00	\$5,348.72
			2	13.00	\$52,000	\$4,000.00	\$5,348.72
	INLET, TYPE B / U						
	602012M	2021Q3	1	11.00	\$61,600	\$5,600.00	\$5,600.00
		2022Q2	4	312.00	\$1,531,000	\$4,907.05	\$6,063.41
			5	323.00	\$1,592,600	\$4,930.65	\$6,047.63

WEIGHTED AVERAGE ITEM PRICE REPORT
BY REGION, ITEM, AND QUARTER

REGION	ITEM	CALENDAR QUARTER	NUMBER OF OCCUR'S	TOTAL QUANTITY	TOTAL DOLLARS	AVERAGE AWARDED PRICE	AVERAGE OF LOW 3 BIDDERS
C	INLET, TYPE DOUBLE B / U						
	602013M	2022Q2	2	18.00	\$134,700	\$7,483.33	\$10,050.00
			2	18.00	\$134,700	\$7,483.33	\$10,050.00
	INLET, TYPE C / U						
	602015M	2022Q2	1	1.00	\$5,000	\$5,000.00	\$4,966.67
			1	1.00	\$5,000	\$5,000.00	\$4,966.67
	INLET, TYPE E / U						
	602018M	2021Q3	2	3.00	\$20,300	\$6,766.67	\$6,244.44
		2022Q2	4	42.00	\$219,375	\$5,223.21	\$6,230.99
			6	45.00	\$239,675	\$5,326.11	\$6,231.89
	INLET, TYPE B-1 / U						
	602024M	2022Q2	1	11.00	\$74,250	\$6,750.00	\$7,916.67
			1	11.00	\$74,250	\$6,750.00	\$7,916.67
	INLET, TYPE B-2 / U						
	602027M	2022Q2	1	11.00	\$74,250	\$6,750.00	\$8,450.00
			1	11.00	\$74,250	\$6,750.00	\$8,450.00
	STORM DRAIN MARKER / U						
	602031M	2021Q4	1	45.00	\$2,250	\$50.00	\$40.00
		2022Q1	2	13.00	\$750	\$57.69	\$71.86
			3	58.00	\$3,000	\$51.72	\$47.14

WEIGHTED AVERAGE ITEM PRICE REPORT
BY REGION, ITEM, AND QUARTER

REGION	ITEM	CALENDAR QUARTER	NUMBER OF OCCUR'S	TOTAL QUANTITY	TOTAL DOLLARS	AVERAGE AWARDED PRICE	AVERAGE OF LOW 3 BIDDERS
C	INLET, TYPE E-2 / U						
	602039M	2022Q2	1	9.00	\$85,500	\$9,500.00	\$9,666.67
			1	9.00	\$85,500	\$9,500.00	\$9,666.67

	MANHOLE, 4' DIAMETER / U						
	602054M	2021Q3	1	5.00	\$27,500	\$5,500.00	\$6,133.33
		2022Q2	1	24.00	\$126,000	\$5,250.00	\$6,816.67
			2	29.00	\$153,500	\$5,293.10	\$6,698.85

	MANHOLE, 5' DIAMETER / U						
	602057M	2022Q2	2	9.00	\$46,800	\$5,200.00	\$8,200.00
			2	9.00	\$46,800	\$5,200.00	\$8,200.00

	MANHOLE, 8' DIAMETER / U						
	602058M	2022Q2	1	2.00	\$40,000	\$20,000.00	\$23,333.33
			1	2.00	\$40,000	\$20,000.00	\$23,333.33

	MANHOLE, 6' DIAMETER / U						
	602060M	2022Q2	2	4.00	\$45,000	\$11,250.00	\$13,000.00
			2	4.00	\$45,000	\$11,250.00	\$13,000.00

	INLET CONVERTED TO MANHOLE / U						
	602096M	2022Q2	2	12.00	\$46,500	\$3,875.00	\$3,266.67
			2	12.00	\$46,500	\$3,875.00	\$3,266.67

	MODIFIED INLET CONVERTED TO MANHOLE / U						
	602097M	2022Q2	1	3.00	\$19,500	\$6,500.00	\$12,166.67
			1	3.00	\$19,500	\$6,500.00	\$12,166.67

WEIGHTED AVERAGE ITEM PRICE REPORT
BY REGION, ITEM, AND QUARTER

REGION	ITEM	CALENDAR QUARTER	NUMBER OF OCCUR'S	TOTAL QUANTITY	TOTAL DOLLARS	AVERAGE AWARDED PRICE	AVERAGE OF LOW 3 BIDDERS
C	RESET EXISTING CASTING / U						
	602099M	2021Q3	2	11.00	\$7,200	\$654.55	\$672.73
		2021Q4	1	25.00	\$1,250	\$50.00	\$246.67
		2022Q1	1	25.00	\$1,250	\$50.00	\$41.67
		2022Q2	2	21.00	\$18,250	\$869.05	\$784.13
			6	82.00	\$27,950	\$340.85	\$378.96
	SET INLET TYPE A, CASTING / U						
	602102M	2021Q4	2	35.00	\$24,325	\$695.00	\$885.24
		2022Q1	3	34.00	\$17,826	\$524.30	\$465.94
			5	69.00	\$42,151	\$610.89	\$678.63
	SET INLET TYPE B, CASTING / U						
	602105M	2021Q3	1	2.00	\$3,400	\$1,700.00	\$1,666.67
		2021Q4	2	131.00	\$145,300	\$1,109.16	\$1,401.02
		2022Q1	3	183.00	\$237,460	\$1,297.60	\$1,286.99
		2022Q2	2	42.00	\$76,800	\$1,828.57	\$1,688.89
			8	358.00	\$462,960	\$1,293.18	\$1,377.99
	SET INLET TYPE E, CASTING / U						
	602108M	2021Q3	1	4.00	\$6,800	\$1,700.00	\$1,700.00
		2021Q4	2	33.00	\$19,200	\$581.82	\$1,087.88
		2022Q1	3	37.00	\$26,620	\$719.46	\$635.32
		2022Q2	3	12.00	\$23,500	\$1,958.33	\$1,736.11
			9	86.00	\$76,120	\$885.12	\$1,012.09
	SET INLET TYPE ES, CASTING / U						
	602111M	2021Q4	2	8.00	\$13,750	\$1,718.75	\$2,089.58
		2022Q1	2	15.00	\$35,950	\$2,396.67	\$2,468.33
			4	23.00	\$49,700	\$2,160.87	\$2,336.59

WEIGHTED AVERAGE ITEM PRICE REPORT
BY REGION, ITEM, AND QUARTER

REGION	ITEM	CALENDAR QUARTER	NUMBER OF OCCUR'S	TOTAL QUANTITY	TOTAL DOLLARS	AVERAGE AWARDED PRICE	AVERAGE OF LOW 3 BIDDERS
C	SET MANHOLE CASTING / U						
	602114M	2021Q4	2	42.00	\$25,876	\$616.10	\$937.90
		2022Q1	3	110.00	\$85,995	\$781.77	\$864.38
		2022Q2	1	11.00	\$12,485	\$1,135.00	\$1,278.33
			6	163.00	\$124,356	\$762.92	\$911.26
	SET SQUARE FRAMED MANHOLE CASTING, CIRCU / U						
	602117M	2021Q4	1	10.00	\$15,750	\$1,575.00	\$2,041.67
		2022Q1	2	47.00	\$115,424	\$2,455.83	\$2,153.01
			3	57.00	\$131,174	\$2,301.30	\$2,133.47
	RECONSTRUCTED INLET, TYPE A, USING EXIST / U						
	602120M	2021Q4	1	5.00	\$250	\$50.00	\$400.00
		2022Q1	1	5.00	\$250	\$50.00	\$41.67
			2	10.00	\$500	\$50.00	\$220.83
	RECONSTRUCTED INLET, TYPE B, USING EXIST / U						
	602123M	2021Q3	1	5.00	\$9,000	\$1,800.00	\$1,366.67
		2021Q4	1	5.00	\$250	\$50.00	\$400.00
		2022Q1	1	5.00	\$250	\$50.00	\$41.67
		2022Q2	1	5.00	\$10,500	\$2,100.00	\$2,650.00
			4	20.00	\$20,000	\$1,000.00	\$1,114.58
	RECONSTRUCTED INLET, TYPE E, USING EXIST / U						
	602129M	2021Q3	1	5.00	\$9,000	\$1,800.00	\$1,366.67
		2021Q4	1	5.00	\$250	\$50.00	\$400.00
		2022Q1	1	5.00	\$250	\$50.00	\$41.67
			3	15.00	\$9,500	\$633.33	\$602.78

WEIGHTED AVERAGE ITEM PRICE REPORT
BY REGION, ITEM, AND QUARTER

REGION	ITEM	CALENDAR QUARTER	NUMBER OF OCCUR'S	TOTAL QUANTITY	TOTAL DOLLARS	AVERAGE AWARDED PRICE	AVERAGE OF LOW 3 BIDDERS
C	RECONSTRUCTED INLET, TYPE A, USING NEW C / U						
	602150M	2021Q4	2	12.00	\$4,760	\$396.67	\$798.89
		2022Q1	3	15.00	\$9,609	\$640.58	\$526.86
		2022Q2	1	3.00	\$4,575	\$1,525.00	\$3,241.67
			6	30.00	\$18,944	\$631.46	\$907.15
	RECONSTRUCTED INLET, TYPE B, USING NEW C / U						
	602153M	2021Q3	1	5.00	\$12,000	\$2,400.00	\$1,950.00
		2021Q4	2	49.00	\$66,975	\$1,366.84	\$1,563.10
		2022Q1	3	98.00	\$170,680	\$1,741.63	\$1,589.22
		2022Q2	1	27.00	\$50,355	\$1,865.00	\$3,288.33
			7	179.00	\$300,010	\$1,676.03	\$1,848.44
	RECONSTRUCTED INLET, TYPE B MODIFIED, US / U						
	602155M	2022Q1	2	2.00	\$6,090	\$3,045.00	\$2,119.17
			2	2.00	\$6,090	\$3,045.00	\$2,119.17
	RECONSTRUCTED INLET, TYPE E, USING NEW C / U						
	602159M	2021Q3	1	5.00	\$12,000	\$2,400.00	\$1,983.33
		2021Q4	2	18.00	\$19,500	\$1,083.33	\$1,392.59
		2022Q1	3	27.00	\$38,930	\$1,441.85	\$1,315.80
		2022Q2	1	6.00	\$12,000	\$2,000.00	\$3,250.00
			7	56.00	\$82,430	\$1,471.96	\$1,607.32
	RECONSTRUCTED INLET, TYPE ES, USING NEW / U						
	602160M	2022Q1	1	4.00	\$17,640	\$4,410.00	\$4,303.33
			1	4.00	\$17,640	\$4,410.00	\$4,303.33

WEIGHTED AVERAGE ITEM PRICE REPORT
BY REGION, ITEM, AND QUARTER

REGION	ITEM	CALENDAR QUARTER	NUMBER OF OCCUR'S	TOTAL QUANTITY	TOTAL DOLLARS	AVERAGE AWARDED PRICE	AVERAGE OF LOW 3 BIDDERS
C	RECONSTRUCTED MANHOLE, USING EXISTING CA / U						
	602180M	2021Q4	1	5.00	\$250	\$50.00	\$400.00
		2022Q1	1	5.00	\$250	\$50.00	\$41.67
		2022Q2	1	2.00	\$1,550	\$775.00	\$2,625.00
			3	12.00	\$2,050	\$170.83	\$621.53
	RECONSTRUCTED MANHOLE, USING NEW CASTING / U						
	602183M	2021Q4	1	5.00	\$250	\$50.00	\$533.33
		2022Q1	1	5.00	\$250	\$50.00	\$41.67
		2022Q2	1	7.00	\$9,100	\$1,300.00	\$2,833.33
			3	17.00	\$9,600	\$564.71	\$1,335.78
	BICYCLE SAFE GRATE / U						
	602210M	2021Q3	1	5.00	\$6,000	\$1,200.00	\$833.33
		2021Q4	2	122.00	\$14,372	\$117.80	\$322.30
		2022Q1	3	109.00	\$9,350	\$85.78	\$147.55
		2022Q2	2	11.00	\$10,875	\$988.64	\$641.82
			8	247.00	\$40,597	\$164.36	\$269.76
	CURB PIECE / U						
	602213M	2021Q3	3	19.00	\$12,800	\$673.68	\$646.75
		2021Q4	2	128.00	\$7,282	\$56.89	\$300.02
		2022Q1	3	143.00	\$13,225	\$92.48	\$155.94
		2022Q2	4	44.00	\$26,385	\$599.66	\$767.30
			12	334.00	\$59,692	\$178.72	\$319.62
	CLEANING DRAINAGE STRUCTURE / U						
	602216M	2021Q3	2	20.00	\$6,800	\$340.00	\$546.67
		2021Q4	2	53.00	\$6,250	\$117.92	\$236.54

(item continued)

WEIGHTED AVERAGE ITEM PRICE REPORT
 BY REGION, ITEM, AND QUARTER

REGION	ITEM	CALENDAR QUARTER	NUMBER OF OCCUR'S	TOTAL QUANTITY	TOTAL DOLLARS	AVERAGE AWARDED PRICE	AVERAGE OF LOW 3 BIDDERS
C	CLEANING DRAINAGE STRUCTURE / U						
	602216M	2022Q1	3	60.00	\$17,500	\$291.67	\$155.83
		2022Q2	3	45.00	\$22,110	\$491.33	\$563.74
			10	178.00	\$52,660	\$295.84	\$326.90
	OUTLET CONTROL STRUCTURE / U						
	602223M	2022Q2	1	4.00	\$80,000	\$20,000.00	\$22,666.67
			1	4.00	\$80,000	\$20,000.00	\$22,666.67
	JUNCTION CHAMBER / U						
	602226M	2022Q2	1	11.00	\$165,000	\$15,000.00	\$18,333.33
			1	11.00	\$165,000	\$15,000.00	\$18,333.33
	MANUFACTURED TREATMENT DEVICE / U						
	602229M	2022Q2	1	3.00	\$75,000	\$25,000.00	\$27,000.00
			1	3.00	\$75,000	\$25,000.00	\$27,000.00
	SPECIAL DRAINAGE STRUCTURE / U						
	602235M	2022Q2	4	12.00	\$176,000	\$14,666.67	\$19,166.67
			4	12.00	\$176,000	\$14,666.67	\$19,166.67
	INLET, NON-STANDARD / U						
	602290M	2022Q2	1	7.00	\$122,500	\$17,500.00	\$18,833.33
			1	7.00	\$122,500	\$17,500.00	\$18,833.33
	18" TIDE CONTROL CHECK VALVE, INLINE / U						
	602291M	2022Q2	1	2.00	\$16,000	\$8,000.00	\$6,700.00
			1	2.00	\$16,000	\$8,000.00	\$6,700.00

WEIGHTED AVERAGE ITEM PRICE REPORT
 BY REGION, ITEM, AND QUARTER

REGION	ITEM	CALENDAR QUARTER	NUMBER OF OCCUR'S	TOTAL QUANTITY	TOTAL DOLLARS	AVERAGE AWARDED PRICE	AVERAGE OF LOW 3 BIDDERS
C	24" TIDE CONTROL CHECK VALVE, INLINE / U						
	602292M	2022Q2	1	2.00	\$17,000	\$8,500.00	\$8,266.67
			1	2.00	\$17,000	\$8,500.00	\$8,266.67
	30" TIDE CONTROL CHECK VALVE, INLINE / U						
	602293M	2022Q2	1	1.00	\$16,000	\$16,000.00	\$12,066.67
			1	1.00	\$16,000	\$16,000.00	\$12,066.67
	36" TIDE CONTROL CHECK VALVE, INLINE / U						
	602294M	2022Q2	1	1.00	\$17,000	\$17,000.00	\$15,000.00
			1	1.00	\$17,000	\$17,000.00	\$15,000.00
	42" TIDE CONTROL CHECK VALVE, INLINE / U						
	602295M	2022Q2	1	2.00	\$42,000	\$21,000.00	\$18,333.33
			1	2.00	\$42,000	\$21,000.00	\$18,333.33
	15" TIDE CONTROL CHECK VALVE, INLINE / U						
	602307M	2022Q2	1	3.00	\$18,660	\$6,220.00	\$5,740.00
			1	3.00	\$18,660	\$6,220.00	\$5,740.00
	48" TIDE CONTROL CHECK VALVE, INLINE / U						
	602316M	2022Q2	1	2.00	\$84,000	\$42,000.00	\$28,333.33
			1	2.00	\$84,000	\$42,000.00	\$28,333.33
	TIDAL CHECK VALVE, SIZE 15" / U						
	602344M	2022Q2	1	1.00	\$13,000	\$13,000.00	\$8,166.67
			1	1.00	\$13,000	\$13,000.00	\$8,166.67

WEIGHTED AVERAGE ITEM PRICE REPORT
BY REGION, ITEM, AND QUARTER

REGION	ITEM	CALENDAR QUARTER	NUMBER OF OCCUR'S	TOTAL QUANTITY	TOTAL DOLLARS	AVERAGE AWARDED PRICE	AVERAGE OF LOW 3 BIDDERS
C	TIDAL CHECK VALVE, SIZE 18" / U						
	602345M	2022Q2	1	1.00	\$14,000	\$14,000.00	\$9,333.33
			1	1.00	\$14,000	\$14,000.00	\$9,333.33

	RIPRAP STONE SLOPE PROTECTION,_"THICK / SY						
	603017P	2021Q3	1	13,129.00	\$590,805	\$45.00	\$36.00
		2022Q2	3	1,590.00	\$329,825	\$207.44	\$250.04
			4	14,719.00	\$920,630	\$62.55	\$59.12

	RIPRAP STONE CHANNEL PROTECTION, 12" THI / SY						
	603036P	2022Q2	1	58.00	\$5,800	\$100.00	\$168.33
			1	58.00	\$5,800	\$100.00	\$168.33

	SHOTCRETE, 6" THICK / SY						
	603067P	2021Q3	1	5,000.00	\$625,000	\$125.00	\$143.33
			1	5,000.00	\$625,000	\$125.00	\$143.33

	ROCK DRAIN / U						
	603125M	2021Q3	1	318.00	\$477,000	\$1,500.00	\$1,466.67
			1	318.00	\$477,000	\$1,500.00	\$1,466.67

	GABION WALL / CY						
	604003P	2022Q2	2	374.00	\$245,650	\$656.82	\$434.47
			2	374.00	\$245,650	\$656.82	\$434.47

	GABION CHANNEL LINING / CY						
	604012P	2022Q2	1	38.00	\$18,050	\$475.00	\$475.00
			1	38.00	\$18,050	\$475.00	\$475.00

WEIGHTED AVERAGE ITEM PRICE REPORT
 BY REGION, ITEM, AND QUARTER

REGION	ITEM	CALENDAR QUARTER	NUMBER OF OCCUR'S	TOTAL QUANTITY	TOTAL DOLLARS	AVERAGE AWARDED PRICE	AVERAGE OF LOW 3 BIDDERS
C	CHAIN-LINK FENCE, ALUMINUM-COATED STEEL, / LF						
	605009P	2022Q2	1	3,000.00	\$195,000	\$65.00	\$79.88
			1	3,000.00	\$195,000	\$65.00	\$79.88
	POST AND RAIL FENCE / LF						
	605010P	2022Q2	1	2,311.00	\$64,708	\$28.00	\$58.67
			1	2,311.00	\$64,708	\$28.00	\$58.67
	CHAIN-LINK FENCE, PVC-COATED STEEL, 6' H / LF						
	605027P	2022Q2	1	1,400.00	\$91,000	\$65.00	\$82.13
			1	1,400.00	\$91,000	\$65.00	\$82.13
	CHAIN-LINK FENCE, 6' HIGH / LF						
	605045P	2021Q3	1	2,173.00	\$108,650	\$50.00	\$52.67
			1	2,173.00	\$108,650	\$50.00	\$52.67
	CHAIN-LINK FENCE, 7' HIGH / LF						
	605048P	2022Q2	1	99.00	\$7,227	\$73.00	\$94.00
			1	99.00	\$7,227	\$73.00	\$94.00
	GATE, CHAIN-LINK FENCE, ALUMINUM COATED / U						
	605060M	2022Q2	1	3.00	\$0	\$0.01	\$277.51
			1	3.00	\$0	\$0.01	\$277.51
	GATE, CHAIN-LINK FENCE, ALUMINUM COATED / U						
	605066M	2022Q2	1	3.00	\$0	\$0.01	\$549.51
			1	3.00	\$0	\$0.01	\$549.51

WEIGHTED AVERAGE ITEM PRICE REPORT
 BY REGION, ITEM, AND QUARTER

REGION	ITEM	CALENDAR QUARTER	NUMBER OF OCCUR'S	TOTAL QUANTITY	TOTAL DOLLARS	AVERAGE AWARDED PRICE	AVERAGE OF LOW 3 BIDDERS
C	GATE, CHAIN-LINK FENCE, ALUMINUM COATED / U						
	605069M	2022Q2	1	3.00	\$0	\$0.01	\$722.51
			1	3.00	\$0	\$0.01	\$722.51
	GATE, CHAIN-LINK FENCE, ALUMINUM COATED / U						
	605072M	2022Q2	1	3.00	\$0	\$0.01	\$747.51
			1	3.00	\$0	\$0.01	\$747.51
	GATE, CHAIN-LINK FENCE, ALUMINUM COATED / U						
	605081M	2022Q2	1	3.00	\$0	\$0.01	\$1,022.51
			1	3.00	\$0	\$0.01	\$1,022.51
	GATE, CHAIN-LINK FENCE, PVC-COATED STEEL / U						
	605099M	2022Q2	1	3.00	\$0	\$0.01	\$420.01
			1	3.00	\$0	\$0.01	\$420.01
	GATE, CHAIN-LINK FENCE, PVC-COATED STEEL / U						
	605105M	2022Q2	1	3.00	\$0	\$0.01	\$875.01
			1	3.00	\$0	\$0.01	\$875.01
	GATE, CHAIN-LINK FENCE, PVC-COATED STEEL / U						
	605108M	2022Q2	1	3.00	\$0	\$0.01	\$1,087.51
			1	3.00	\$0	\$0.01	\$1,087.51
	GATE, CHAIN-LINK FENCE, PVC-COATED STEEL / U						
	605111M	2022Q2	1	3.00	\$0	\$0.01	\$1,125.01
			1	3.00	\$0	\$0.01	\$1,125.01

WEIGHTED AVERAGE ITEM PRICE REPORT
 BY REGION, ITEM, AND QUARTER

REGION	ITEM	CALENDAR QUARTER	NUMBER OF OCCUR'S	TOTAL QUANTITY	TOTAL DOLLARS	AVERAGE AWARDED PRICE	AVERAGE OF LOW 3 BIDDERS
C	GATE, CHAIN-LINK FENCE, PVC-COATED STEEL / U						
	605120M	2022Q2	1	3.00	\$0	\$0.01	\$1,515.01
			1	3.00	\$0	\$0.01	\$1,515.01
	SLIDING GATE, SECURITY FENCE, 12' WIDE / U						
	605152M	2022Q2	1	2.00	\$0	\$0.01	\$2,312.51
			1	2.00	\$0	\$0.01	\$2,312.51
	REPAIRING CHAIN-LINK FENCE / LF						
	605174M	2022Q2	1	2,000.00	\$120,000	\$60.00	\$67.11
			1	2,000.00	\$120,000	\$60.00	\$67.11
	BARRIER CURB MOUNTED FENCE / LF						
	605175M	2022Q2	1	740.00	\$107,300	\$145.00	\$144.83
			1	740.00	\$107,300	\$145.00	\$144.83
	TEMPORARY CHAIN-LINK FENCE, 6' HIGH / LF						
	605183P	2022Q2	1	322.00	\$3,220	\$10.00	\$30.00
			1	322.00	\$3,220	\$10.00	\$30.00
	HANDRAIL / LF						
	605193P	2022Q2	1	19.00	\$9,500	\$500.00	\$583.33
			1	19.00	\$9,500	\$500.00	\$583.33
	WOOD STOCKADE FENCE / LF						
	605195P	2021Q3	1	74.00	\$6,734	\$91.00	\$77.00
			1	74.00	\$6,734	\$91.00	\$77.00

WEIGHTED AVERAGE ITEM PRICE REPORT
BY REGION, ITEM, AND QUARTER

REGION	ITEM	CALENDAR QUARTER	NUMBER OF OCCUR'S	TOTAL QUANTITY	TOTAL DOLLARS	AVERAGE AWARDED PRICE	AVERAGE OF LOW 3 BIDDERS
C	RESET FENCE / LF						
	605212P	2022Q2	3	1,530.00	\$133,310	\$87.13	\$93.06
			3	1,530.00	\$133,310	\$87.13	\$93.06

	HOT MIX ASPHALT SIDEWALK, 2" THICK / SY						
	606003P	2022Q1	1	13.00	\$956	\$73.50	\$77.83
			1	13.00	\$956	\$73.50	\$77.83

	HOT MIX ASPHALT SIDEWALK, 5" THICK / SY						
	606006P	2022Q1	1	20.00	\$3,000	\$150.00	\$136.67
		2022Q2	1	36.00	\$2,340	\$65.00	\$117.50
			2	56.00	\$5,340	\$95.36	\$124.35

	CONCRETE SIDEWALK, 4" THICK / SY						
	606012P	2021Q3	2	1,306.00	\$130,390	\$99.84	\$100.75
		2021Q4	1	500.00	\$22,500	\$45.00	\$106.67
		2022Q1	2	700.00	\$42,000	\$60.00	\$64.05
		2022Q2	5	19,909.00	\$1,427,385	\$71.70	\$97.91
			10	22,415.00	\$1,622,275	\$72.37	\$97.22

	TINTED CONCRETE SIDEWALK, 4" THICK / SY						
	606013P	2022Q2	2	260.00	\$37,170	\$142.96	\$220.07
			2	260.00	\$37,170	\$142.96	\$220.07

	CONCRETE SIDEWALK, 6" THICK / SY						
	606018P	2021Q4	2	472.00	\$39,056	\$82.74	\$137.48
		2022Q1	4	1,574.00	\$187,328	\$119.01	\$130.98

(item continued)

WEIGHTED AVERAGE ITEM PRICE REPORT
 BY REGION, ITEM, AND QUARTER

REGION	ITEM	CALENDAR QUARTER	NUMBER OF OCCUR'S	TOTAL QUANTITY	TOTAL DOLLARS	AVERAGE AWARDED PRICE	AVERAGE OF LOW 3 BIDDERS
C	CONCRETE SIDEWALK, 6" THICK / SY						
	606018P	2022Q2	1	790.00	\$130,350	\$165.00	\$141.67
			7	2,836.00	\$356,734	\$125.79	\$135.04
	CONCRETE SIDEWALK, 8" THICK / SY						
	606021P	2022Q2	2	424.00	\$169,020	\$398.63	\$347.78
			2	424.00	\$169,020	\$398.63	\$347.78
	BRICK PAVERS / SY						
	606029P	2022Q1	1	25.00	\$3,125	\$125.00	\$262.50
			1	25.00	\$3,125	\$125.00	\$262.50
	HOT MIX ASPHALT DRIVEWAY, 1 1/2" THICK / SY						
	606030P	2022Q2	1	245.00	\$9,800	\$40.00	\$53.67
			1	245.00	\$9,800	\$40.00	\$53.67
	HOT MIX ASPHALT DRIVEWAY, 6" THICK / SY						
	606039P	2021Q4	2	501.00	\$40,150	\$80.14	\$91.74
		2022Q1	3	1,019.00	\$100,625	\$98.75	\$91.82
		2022Q2	1	10,553.00	\$717,604	\$68.00	\$65.33
			6	12,073.00	\$858,379	\$71.10	\$68.66
	HOT MIX ASPHALT DRIVEWAY, 8" THICK / SY						
	606040P	2021Q3	1	222.00	\$13,320	\$60.00	\$66.67
			1	222.00	\$13,320	\$60.00	\$66.67

WEIGHTED AVERAGE ITEM PRICE REPORT
BY REGION, ITEM, AND QUARTER

REGION	ITEM	CALENDAR QUARTER	NUMBER OF OCCUR'S	TOTAL QUANTITY	TOTAL DOLLARS	AVERAGE AWARDED PRICE	AVERAGE OF LOW 3 BIDDERS
C	HOT MIX ASPHALT DRIVEWAY, VARIABLE THICK / SY						
	606042P	2021Q4	2	2,471.00	\$167,965	\$67.97	\$53.20
		2022Q1	3	4,647.00	\$384,805	\$82.81	\$65.61
			5	7,118.00	\$552,770	\$77.66	\$61.30

	STONE OR GRAVEL DRIVEWAY, ___" THICK / SY						
	606044P	2022Q2	1	295.00	\$7,375	\$25.00	\$33.33
			1	295.00	\$7,375	\$25.00	\$33.33

	CONCRETE DRIVEWAY, 6" THICK / SY						
	606051P	2021Q4	1	62.00	\$8,990	\$145.00	\$175.00
		2022Q1	2	338.00	\$43,019	\$127.27	\$119.39
		2022Q2	1	4,499.00	\$584,870	\$130.00	\$123.33
			4	4,899.00	\$636,879	\$130.00	\$123.71

	CONCRETE DRIVEWAY, REINFORCED, 6" THICK / SY						
	606057P	2021Q4	1	70.00	\$10,850	\$155.00	\$180.00
		2022Q1	1	70.00	\$10,658	\$152.25	\$160.75
			2	140.00	\$21,508	\$153.63	\$170.38

	CONCRETE ISLAND, 4" THICK / SY						
	606075P	2021Q3	1	2.00	\$200	\$100.00	\$150.00
		2022Q2	3	561.00	\$46,883	\$83.57	\$130.04
			4	563.00	\$47,083	\$83.63	\$130.11

	CONCRETE ISLAND, 6" THICK / SY						
	606078P	2021Q4	1	351.00	\$43,963	\$125.25	\$170.08

(item continued)

WEIGHTED AVERAGE ITEM PRICE REPORT
 BY REGION, ITEM, AND QUARTER

REGION	ITEM	CALENDAR QUARTER	NUMBER OF OCCUR'S	TOTAL QUANTITY	TOTAL DOLLARS	AVERAGE AWARDED PRICE	AVERAGE OF LOW 3 BIDDERS
C	CONCRETE ISLAND, 6" THICK / SY						
	606078P	2022Q1	2	168.00	\$22,675	\$134.97	\$145.94
		2022Q2	1	10.00	\$1,500	\$150.00	\$163.33
			4	529.00	\$68,138	\$128.80	\$162.29
	DETECTABLE WARNING SURFACE / SY						
	606084P	2021Q3	2	10.00	\$2,721	\$272.11	\$273.04
		2021Q4	2	71.00	\$21,300	\$300.00	\$299.91
		2022Q1	4	182.00	\$48,458	\$266.25	\$291.22
		2022Q2	4	388.00	\$110,130	\$283.84	\$349.45
			12	651.00	\$182,609	\$280.51	\$326.59
	DETECTABLE WARNING SURFACE, CAST IRON / SY						
	606088P	2022Q2	1	14.00	\$6,300	\$450.00	\$430.00
			1	14.00	\$6,300	\$450.00	\$430.00
	TURF PAVERS / SY						
	606095P	2022Q1	1	125.00	\$18,750	\$150.00	\$155.00
		2022Q2	1	58.00	\$13,630	\$235.00	\$188.33
			2	183.00	\$32,380	\$176.94	\$165.56
	BLUESTONE SIDEWALK / SY						
	606120P	2022Q2	1	163.00	\$40,750	\$250.00	\$557.00
			1	163.00	\$40,750	\$250.00	\$557.00
	24" X 41" CONCRETE BARRIER CURB / LF						
	607012P	2022Q2	1	40.00	\$4,000	\$100.00	\$317.50
			1	40.00	\$4,000	\$100.00	\$317.50

WEIGHTED AVERAGE ITEM PRICE REPORT
BY REGION, ITEM, AND QUARTER

REGION	ITEM	CALENDAR QUARTER	NUMBER OF OCCUR'S	TOTAL QUANTITY	TOTAL DOLLARS	AVERAGE AWARDED PRICE	AVERAGE OF LOW 3 BIDDERS
C	9" X 16" CONCRETE VERTICAL CURB / LF						
	607018P	2021Q3	3	2,537.00	\$101,723	\$40.10	\$43.38
		2021Q4	2	3,240.00	\$226,104	\$69.79	\$70.75
		2022Q1	4	7,858.00	\$514,384	\$65.46	\$56.76
		2022Q2	7	80,511.00	\$3,271,632	\$40.64	\$40.49
			16	94,146.00	\$4,113,843	\$43.70	\$42.97
	9" X 18" CONCRETE VERTICAL CURB / LF						
	607021P	2021Q3	2	2,238.00	\$85,952	\$38.41	\$36.87
		2021Q4	2	4,677.00	\$351,248	\$75.10	\$73.53
		2022Q1	3	6,514.00	\$427,815	\$65.68	\$57.97
		2022Q2	1	62.00	\$2,418	\$39.00	\$39.67
			8	13,491.00	\$867,433	\$64.30	\$59.78
	9" X 20" CONCRETE VERTICAL CURB / LF						
	607024P	2021Q4	2	296.00	\$20,347	\$68.74	\$72.69
		2022Q1	3	998.00	\$68,127	\$68.26	\$62.60
			5	1,294.00	\$88,474	\$68.37	\$64.90
	9" X 22" CONCRETE VERTICAL CURB / LF						
	607027P	2021Q3	1	46.00	\$2,011	\$43.72	\$37.91
		2022Q1	2	249.00	\$32,242	\$129.48	\$86.33
		2022Q2	1	45.00	\$2,385	\$53.00	\$51.67
			4	340.00	\$36,638	\$107.76	\$75.19
	12" X 13" CONCRETE SLOPING CURB / LF						
	607030P	2021Q4	1	250.00	\$11,250	\$45.00	\$69.33
		2022Q1	2	310.00	\$16,357	\$52.77	\$42.67
		2022Q2	2	688.00	\$38,805	\$56.40	\$59.67
			5	1,248.00	\$66,412	\$53.22	\$57.38

WEIGHTED AVERAGE ITEM PRICE REPORT
BY REGION, ITEM, AND QUARTER

REGION	ITEM	CALENDAR QUARTER	NUMBER OF OCCUR'S	TOTAL QUANTITY	TOTAL DOLLARS	AVERAGE AWARDED PRICE	AVERAGE OF LOW 3 BIDDERS
C	9" X 14" CONCRETE VERTICAL CURB / LF						
	607034P	2021Q3	2	400.00	\$19,250	\$48.13	\$43.96
		2022Q2	4	1,704.00	\$102,744	\$60.30	\$59.17
			6	2,104.00	\$121,994	\$57.98	\$56.27
	9" X VARIABLE HEIGHT CONCRETE VERTICAL C / LF						
	607069P	2021Q4	1	152.00	\$12,289	\$80.85	\$78.62
		2022Q1	2	1,242.00	\$80,414	\$64.75	\$64.38
		2022Q2	1	141.00	\$11,421	\$81.00	\$110.58
			4	1,535.00	\$104,124	\$67.83	\$70.03
	GRANITE CURB / LF						
	607075P	2022Q2	1	128.00	\$7,680	\$60.00	\$220.67
			1	128.00	\$7,680	\$60.00	\$220.67
	BLUESTONE CURB / LF						
	607079P	2022Q2	1	112.00	\$10,080	\$90.00	\$170.33
			1	112.00	\$10,080	\$90.00	\$170.33
	NONVEGETATIVE SURFACE, HOT MIX ASPHALT / SY						
	608003P	2021Q3	2	3,288.00	\$159,555	\$48.53	\$50.28
		2021Q4	1	10.00	\$750	\$75.00	\$131.00
		2022Q1	1	75.00	\$3,750	\$50.00	\$52.50
		2022Q2	3	8,326.00	\$350,163	\$42.06	\$52.76
			7	11,699.00	\$514,218	\$43.95	\$52.13
	NONVEGETATIVE SURFACE, POROUS HMA / SY						
	608004P	2021Q3	1	109.00	\$4,360	\$40.00	\$65.00

(item continued)

WEIGHTED AVERAGE ITEM PRICE REPORT
BY REGION, ITEM, AND QUARTER

REGION	ITEM	CALENDAR QUARTER	NUMBER OF OCCUR'S	TOTAL QUANTITY	TOTAL DOLLARS	AVERAGE AWARDED PRICE	AVERAGE OF LOW 3 BIDDERS
C	NONVEGETATIVE SURFACE, POROUS HMA / SY						
	608004P	2022Q2	2	4,444.00	\$200,898	\$45.21	\$65.50
			3	4,553.00	\$205,258	\$45.08	\$65.49
	NONVEGETATIVE SURFACE, POROUS HOT MIX AS / SY						
	608005P	2022Q2	1	1,791.00	\$96,714	\$54.00	\$82.67
			1	1,791.00	\$96,714	\$54.00	\$82.67
	NONVEGETATIVE SURFACE, POLYESTER MATTING / SY						
	608012P	2022Q2	1	70.00	\$6,090	\$87.00	\$69.00
			1	70.00	\$6,090	\$87.00	\$69.00
	BEAM GUIDE RAIL / LF						
	609003M	2021Q3	3	6,655.00	\$286,866	\$43.11	\$46.59
		2022Q2	5	35,810.00	\$1,346,976	\$37.61	\$45.77
			8	42,465.00	\$1,633,842	\$38.48	\$45.89
	BEAM GUIDE RAIL, BRIDGE / LF						
	609004M	2022Q2	2	2,892.00	\$559,272	\$193.39	\$219.17
			2	2,892.00	\$559,272	\$193.39	\$219.17
	BEAM GUIDE RAIL, DUAL-FACED / LF						
	609006M	2022Q2	2	810.00	\$44,873	\$55.40	\$63.59
			2	810.00	\$44,873	\$55.40	\$63.59
	TANGENT GUIDE RAIL TERMINAL / U						
	609027M	2021Q3	3	7.00	\$29,336	\$4,190.86	\$4,006.48

(item continued)

WEIGHTED AVERAGE ITEM PRICE REPORT
BY REGION, ITEM, AND QUARTER

REGION	ITEM	CALENDAR QUARTER	NUMBER OF OCCUR'S	TOTAL QUANTITY	TOTAL DOLLARS	AVERAGE AWARDED PRICE	AVERAGE OF LOW 3 BIDDERS
C	TANGENT GUIDE RAIL TERMINAL / U						
	609027M	2022Q2	5	26.00	\$98,325	\$3,781.73	\$4,124.04
			8	33.00	\$127,661	\$3,868.52	\$4,099.10
	CONTROLLED RELEASE TERMINAL / U						
	609033M	2022Q2	1	1.00	\$2,000	\$2,000.00	\$2,333.33
			1	1.00	\$2,000	\$2,000.00	\$2,333.33
	CONTROLLED RELEASE TERMINAL ANCHORAGE / U						
	609036M	2022Q2	1	1.00	\$2,250	\$2,250.00	\$2,350.00
			1	1.00	\$2,250	\$2,250.00	\$2,350.00
	BEAM GUIDE RAIL ANCHORAGE / U						
	609039M	2021Q3	3	8.00	\$7,196	\$899.50	\$1,458.17
		2022Q2	5	27.00	\$39,250	\$1,453.70	\$1,692.37
			8	35.00	\$46,446	\$1,327.03	\$1,638.84
	BEAM GUIDE RAIL POST / U						
	609042M	2021Q3	1	70.00	\$6,978	\$99.68	\$84.89
		2022Q2	1	130.00	\$16,250	\$125.00	\$120.00
			2	200.00	\$23,228	\$116.14	\$107.71
	BEAM GUIDE RAIL POST, 7' LONG / U						
	609045M	2021Q3	1	34.00	\$3,998	\$117.60	\$102.53
			1	34.00	\$3,998	\$117.60	\$102.53

WEIGHTED AVERAGE ITEM PRICE REPORT
BY REGION, ITEM, AND QUARTER

REGION	ITEM	CALENDAR QUARTER	NUMBER OF OCCUR'S	TOTAL QUANTITY	TOTAL DOLLARS	AVERAGE AWARDED PRICE	AVERAGE OF LOW 3 BIDDERS
C	BEAM GUIDE RAIL POST, 8' LONG / U						
	609048M	2021Q3	1	121.00	\$15,851	\$131.00	\$117.00
		2022Q2	1	489.00	\$36,675	\$75.00	\$74.00
			2	610.00	\$52,526	\$86.11	\$82.53
	APPROACH GUIDE RAIL TRANSITION TL-2 / U						
	609058M	2021Q3	2	8.00	\$20,400	\$2,550.00	\$2,483.33
		2022Q2	2	13.00	\$33,950	\$2,611.54	\$3,039.74
			4	21.00	\$54,350	\$2,588.10	\$2,827.78
	APPROACH GUIDE RAIL TRANSITION TL-3 / U						
	609059M	2022Q2	1	2.00	\$8,400	\$4,200.00	\$5,291.67
			1	2.00	\$8,400	\$4,200.00	\$5,291.67
	REMOVAL OF BEAM GUIDE RAIL / LF						
	609075M	2021Q3	3	7,362.00	\$46,624	\$6.33	\$9.41
		2022Q2	5	41,149.00	\$145,266	\$3.53	\$2.70
			8	48,511.00	\$191,890	\$3.96	\$3.72
	TRAFFIC STRIPES, 4" / LF						
	610003M	2021Q3	3	96,177.00	\$45,080	\$0.47	\$0.48
		2021Q4	4	4,215,282.00	\$1,966,002	\$0.47	\$0.43
		2022Q1	4	899,229.00	\$353,224	\$0.39	\$0.33
		2022Q2	9	829,921.00	\$533,603	\$0.64	\$0.60
			20	6,040,609.00	\$2,897,910	\$0.48	\$0.44
	TRAFFIC STRIPES, 6" / LF						
	610006M	2021Q3	2	47,905.00	\$38,380	\$0.80	\$1.20

(item continued)

WEIGHTED AVERAGE ITEM PRICE REPORT
BY REGION, ITEM, AND QUARTER

REGION	ITEM	CALENDAR QUARTER	NUMBER OF OCCUR'S	TOTAL QUANTITY	TOTAL DOLLARS	AVERAGE AWARDED PRICE	AVERAGE OF LOW 3 BIDDERS
C	TRAFFIC STRIPES, 6" / LF						
	610006M	2021Q4	2	1,932,950.00	\$1,442,963	\$0.75	\$0.65
		2022Q1	1	37,500.00	\$20,250	\$0.54	\$0.32
		2022Q2	2	296.00	\$856	\$2.89	\$4.93
			7	2,018,651.00	\$1,502,449	\$0.74	\$0.66
	TRAFFIC STRIPES, 8" / LF						
	610007M	2021Q3	2	2,675.00	\$2,213	\$0.83	\$0.88
		2021Q4	3	228,413.00	\$205,256	\$0.90	\$1.03
		2022Q1	4	95,569.00	\$69,374	\$0.73	\$0.64
		2022Q2	5	32,421.00	\$31,579	\$0.97	\$1.13
			14	359,078.00	\$308,421	\$0.86	\$0.93
	TRAFFIC MARKINGS, SYMBOLS / SF						
	610008M	2021Q3	3	790.00	\$5,996	\$7.59	\$7.54
		2021Q4	1	1,000.00	\$5,500	\$5.50	\$10.27
			4	1,790.00	\$11,496	\$6.42	\$9.06
	TRAFFIC MARKINGS / SF						
	610009M	2022Q2	2	858.00	\$4,511	\$5.26	\$5.01
			2	858.00	\$4,511	\$5.26	\$5.01
	RPM, MONO-DIRECTIONAL, WHITE LENS / U						
	610012M	2021Q3	2	836.00	\$26,240	\$31.39	\$30.67
		2021Q4	3	2,356.00	\$67,646	\$28.71	\$34.54
		2022Q1	4	3,101.00	\$107,362	\$34.62	\$30.68
		2022Q2	7	6,355.00	\$77,132	\$12.14	\$26.57
			16	12,648.00	\$278,379	\$22.01	\$29.33

WEIGHTED AVERAGE ITEM PRICE REPORT
BY REGION, ITEM, AND QUARTER

REGION	ITEM	CALENDAR QUARTER	NUMBER OF OCCUR'S	TOTAL QUANTITY	TOTAL DOLLARS	AVERAGE AWARDED PRICE	AVERAGE OF LOW 3 BIDDERS
C	TRAFFIC MARKING LINES, 4" / LF						
	610013M	2021Q4	2	40,000.00	\$37,800	\$0.95	\$1.34
		2022Q1	1	10,000.00	\$7,900	\$0.79	\$0.57
			3	50,000.00	\$45,700	\$0.91	\$1.19
	TRAFFIC MARKING LINES, 8" / LF						
	610014M	2021Q3	1	292.00	\$470	\$1.61	\$1.70
		2021Q4	3	69,463.00	\$408,324	\$5.88	\$4.01
		2022Q1	4	26,540.00	\$38,075	\$1.43	\$1.52
		2022Q2	5	38,545.00	\$57,310	\$1.49	\$1.45
			13	134,840.00	\$504,179	\$3.74	\$2.78
	RPM, BI-DIRECTIONAL, WHITE LENS / U						
	610015M	2022Q2	1	180.00	\$2	\$0.01	\$36.51
			1	180.00	\$2	\$0.01	\$36.51
	TRAFFIC MARKING LINES, 12" / LF						
	610016M	2021Q3	2	1,338.00	\$3,334	\$2.49	\$2.29
		2022Q2	5	1,938.00	\$5,203	\$2.68	\$2.53
			7	3,276.00	\$8,537	\$2.61	\$2.43
	TRAFFIC MARKING LINES, 24" / LF						
	610017M	2021Q3	3	1,842.00	\$8,566	\$4.65	\$4.63
		2021Q4	3	151,301.00	\$1,321,212	\$8.73	\$7.89
		2022Q1	4	33,681.00	\$149,635	\$4.44	\$4.34
		2022Q2	8	29,409.00	\$142,518	\$4.85	\$4.74
			18	216,233.00	\$1,621,930	\$7.50	\$6.88

WEIGHTED AVERAGE ITEM PRICE REPORT
BY REGION, ITEM, AND QUARTER

REGION	ITEM	CALENDAR QUARTER	NUMBER OF OCCUR'S	TOTAL QUANTITY	TOTAL DOLLARS	AVERAGE AWARDED PRICE	AVERAGE OF LOW 3 BIDDERS
C	RPM, MONO-DIRECTIONAL, AMBER LENS / U						
	610018M	2021Q3	2	532.00	\$15,880	\$29.85	\$29.60
		2021Q4	3	2,189.00	\$62,394	\$28.50	\$34.64
		2022Q1	4	2,315.00	\$77,903	\$33.65	\$29.88
		2022Q2	5	2,865.00	\$62,804	\$21.92	\$31.29
			14	7,901.00	\$218,981	\$27.72	\$31.69
	RPM, BI-DIRECTIONAL, AMBER LENS / U						
	610021M	2021Q4	3	2,196.00	\$62,614	\$28.51	\$34.60
		2022Q1	4	1,958.00	\$70,541	\$36.03	\$26.37
		2022Q2	6	1,285.00	\$62,731	\$48.82	\$45.21
			13	5,439.00	\$195,886	\$36.02	\$34.14
	REMOVAL OF RPM / U						
	610024M	2021Q3	2	1,368.00	\$5,820	\$4.25	\$10.85
		2021Q4	3	4,741.00	\$9,932	\$2.09	\$4.10
		2022Q1	4	7,374.00	\$76,193	\$10.33	\$6.68
		2022Q2	6	9,409.00	\$74,035	\$7.87	\$6.61
			15	22,892.00	\$165,980	\$7.25	\$6.36
	REMOVAL AND REPLACEMENT OF RPM LENS / U						
	610027M	2021Q4	1	47,100.00	\$706,500	\$15.00	\$17.00
			1	47,100.00	\$706,500	\$15.00	\$17.00
	RUMBLE STRIP / LF						
	610033M	2021Q3	1	12,271.00	\$12,271	\$1.00	\$1.00
		2021Q4	2	12,739.00	\$33,085	\$2.60	\$2.14
		2022Q1	4	49,718.00	\$61,014	\$1.23	\$2.84
		2022Q2	3	69,573.00	\$50,832	\$0.73	\$0.80
			10	144,301.00	\$157,202	\$1.09	\$1.64

WEIGHTED AVERAGE ITEM PRICE REPORT
BY REGION, ITEM, AND QUARTER

REGION	ITEM	CALENDAR QUARTER	NUMBER OF OCCUR'S	TOTAL QUANTITY	TOTAL DOLLARS	AVERAGE AWARDED PRICE	AVERAGE OF LOW 3 BIDDERS
C	REMOVAL OF TRAFFIC STRIPES / LF						
	610036M	2021Q3	4	158,457.00	\$110,882	\$0.70	\$0.81
		2021Q4	3	656,000.00	\$167,400	\$0.26	\$0.54
		2022Q1	4	144,100.00	\$108,775	\$0.75	\$0.71
		2022Q2	5	634,212.00	\$483,889	\$0.76	\$0.68
			16	1,592,769.00	\$870,946	\$0.55	\$0.64
	REMOVAL OF TRAFFIC MARKINGS / SF						
	610039M	2021Q3	3	3,736.00	\$14,809	\$3.96	\$2.85
		2021Q4	3	27,230.00	\$50,364	\$1.85	\$2.38
		2022Q1	4	5,050.00	\$25,499	\$5.05	\$3.37
		2022Q2	2	879.00	\$5,472	\$6.23	\$5.68
			12	36,895.00	\$96,145	\$2.61	\$2.64
	TRAFFIC MARKINGS SYMBOLS / SF						
	610060M	2021Q4	3	56,785.00	\$818,689	\$14.42	\$10.87
		2022Q1	4	13,218.00	\$117,590	\$8.90	\$7.53
		2022Q2	5	23,903.00	\$171,500	\$7.17	\$6.10
			12	93,906.00	\$1,107,779	\$11.80	\$9.19
	CUSH, COMP BAR, TYPE 2, NARROW / U						
	611300M	2022Q2	1	1.00	\$30,000	\$30,000.00	\$41,666.67
			1	1.00	\$30,000	\$30,000.00	\$41,666.67
	CRASH CUSH, COMP BAR, TYPE 3, NARROW / U						
	611312M	2022Q2	1	1.00	\$40,000	\$40,000.00	\$45,333.33
			1	1.00	\$40,000	\$40,000.00	\$45,333.33

WEIGHTED AVERAGE ITEM PRICE REPORT
 BY REGION, ITEM, AND QUARTER

REGION	ITEM	CALENDAR QUARTER	NUMBER OF OCCUR'S	TOTAL QUANTITY	TOTAL DOLLARS	AVERAGE AWARDED PRICE	AVERAGE OF LOW 3 BIDDERS
C	CRASH CUSH, COMP BAR, TYPE 4, X-WIDE / U						
	611333M	2022Q2	1	1.00	\$50,500	\$50,500.00	\$53,100.00
			1	1.00	\$50,500	\$50,500.00	\$53,100.00
	CRASH CUSHION, LOW MAINTENANCE, COMPRESS / U						
	611348M	2022Q2	2	3.00	\$156,250	\$52,083.33	\$53,638.89
			2	3.00	\$156,250	\$52,083.33	\$53,638.89
	REGULATORY AND WARNING SIGN / SF						
	612003P	2021Q3	3	216.00	\$8,554	\$39.60	\$50.81
		2022Q2	4	3,404.00	\$157,101	\$46.15	\$35.82
			7	3,620.00	\$165,655	\$45.76	\$36.72
	GUIDE SIGN, TYPE GA, STEEL "U" POST SUPP / SF						
	612006P	2021Q3	1	54.00	\$1,863	\$34.50	\$33.17
			1	54.00	\$1,863	\$34.50	\$33.17
	RELOCATE SIGN / U						
	612021M	2021Q3	1	9.00	\$1,575	\$175.00	\$158.33
		2022Q2	1	1.00	\$500	\$500.00	\$428.33
			2	10.00	\$2,075	\$207.50	\$185.33
	SPECIALIZED SIGN / U						
	612033P	2022Q2	1	1.00	\$4,900	\$4,900.00	\$6,300.00
			1	1.00	\$4,900	\$4,900.00	\$6,300.00

WEIGHTED AVERAGE ITEM PRICE REPORT
 BY REGION, ITEM, AND QUARTER

REGION	ITEM	CALENDAR QUARTER	NUMBER OF OCCUR'S	TOTAL QUANTITY	TOTAL DOLLARS	AVERAGE AWARDED PRICE	AVERAGE OF LOW 3 BIDDERS
C	BENCH, TYPE _ / U						
	618003M	2022Q2	1	4.00	\$7,300	\$1,825.00	\$3,108.33
			1	4.00	\$7,300	\$1,825.00	\$3,108.33

	8" DUCTILE IRON WATER PIPE, CLASS 54 / LF						
	651058P	2022Q2	1	40.00	\$11,800	\$295.00	\$238.33
			1	40.00	\$11,800	\$295.00	\$238.33

	12" DUCTILE IRON WATER PIPE, CLASS 54 / LF						
	651064P	2022Q2	1	6,610.00	\$2,148,250	\$325.00	\$291.67
			1	6,610.00	\$2,148,250	\$325.00	\$291.67

	16" DUCTILE IRON WATER PIPE, CLASS 54 / LF						
	651073P	2022Q2	1	2,400.00	\$1,260,000	\$525.00	\$496.67
			1	2,400.00	\$1,260,000	\$525.00	\$496.67

	WATER SERVICE CONNECTION / U						
	651243M	2022Q2	1	57.00	\$285,000	\$5,000.00	\$6,066.67
			1	57.00	\$285,000	\$5,000.00	\$6,066.67

	FIRE HYDRANT / U						
	651246M	2022Q2	1	13.00	\$166,400	\$12,800.00	\$13,266.67
			1	13.00	\$166,400	\$12,800.00	\$13,266.67

	RESET FIRE HYDRANT / U						
	651252M	2022Q2	1	6.00	\$51,000	\$8,500.00	\$6,000.00
			1	6.00	\$51,000	\$8,500.00	\$6,000.00

WEIGHTED AVERAGE ITEM PRICE REPORT
 BY REGION, ITEM, AND QUARTER

REGION	ITEM	CALENDAR QUARTER	NUMBER OF OCCUR'S	TOTAL QUANTITY	TOTAL DOLLARS	AVERAGE AWARDED PRICE	AVERAGE OF LOW 3 BIDDERS
C	RESET WATER VALVE BOX / U						
	651255M	2021Q4	2	134.00	\$4,251	\$31.72	\$23.14
		2022Q1	3	240.00	\$11,875	\$49.48	\$31.63
		2022Q2	3	91.00	\$4,300	\$47.25	\$286.31
			8	465.00	\$20,426	\$43.93	\$79.02
	WATER AS-BUILT PLAN / LS						
	651258M	2022Q2	1	1.00	\$3,000	\$3,000.00	\$9,333.33
			1	1.00	\$3,000	\$3,000.00	\$9,333.33
	SANITARY SEWER SERVICE CONNECTION / U						
	652417M	2022Q2	1	10.00	\$82,250	\$8,225.00	\$5,741.67
			1	10.00	\$82,250	\$8,225.00	\$5,741.67
	RECONSTRUCTED MANHOLE, SANITARY SEWER, U / U						
	652429M	2022Q2	1	27.00	\$35,910	\$1,330.00	\$2,310.00
			1	27.00	\$35,910	\$1,330.00	\$2,310.00
	RESET MANHOLE, SANITARY SEWER, USING EXI / U						
	652432M	2022Q2	2	154.00	\$76,080	\$494.03	\$690.43
			2	154.00	\$76,080	\$494.03	\$690.43
	SEWER AS-BUILT PLAN / LS						
	652441M	2022Q2	1	1.00	\$1,615	\$1,615.00	\$8,205.00
			1	1.00	\$1,615	\$1,615.00	\$8,205.00

WEIGHTED AVERAGE ITEM PRICE REPORT
BY REGION, ITEM, AND QUARTER

REGION	ITEM	CALENDAR QUARTER	NUMBER OF OCCUR'S	TOTAL QUANTITY	TOTAL DOLLARS	AVERAGE AWARDED PRICE	AVERAGE OF LOW 3 BIDDERS
C	RESET SANITARY SEWER CLEANOUT / U						
	652450M	2022Q2	1	7.00	\$2,800	\$400.00	\$441.67
			1	7.00	\$2,800	\$400.00	\$441.67
	RESET SANITARY SEWER VENT / U						
	652451M	2022Q2	1	30.00	\$36,000	\$1,200.00	\$733.33
			1	30.00	\$36,000	\$1,200.00	\$733.33
	12" GAS MAIN / LF						
	653018P	2021Q3	1	359.00	\$204,630	\$570.00	\$543.33
			1	359.00	\$204,630	\$570.00	\$543.33
	RESET GAS VALVE BOX / U						
	653084M	2021Q4	2	127.00	\$3,376	\$26.58	\$20.74
		2022Q1	3	128.00	\$2,500	\$19.53	\$17.14
		2022Q2	2	16.00	\$725	\$45.31	\$107.71
			7	271.00	\$6,601	\$24.36	\$24.17
	GAS AS-BUILT PLAN / LS						
	653087P	2021Q3	1	1.00	\$2,000	\$2,000.00	\$2,666.67
			1	1.00	\$2,000	\$2,000.00	\$2,666.67
	ELECTRICAL UTILITY RELOCATION / LS						
	654007P	2021Q3	1	1.00	\$72,500	\$72,500.00	\$90,833.33
		2022Q2	1	1.00	\$40,000	\$40,000.00	\$70,000.00
			2	2.00	\$112,500	\$56,250.00	\$80,416.67

WEIGHTED AVERAGE ITEM PRICE REPORT
 BY REGION, ITEM, AND QUARTER

REGION	ITEM	CALENDAR QUARTER	NUMBER OF OCCUR'S	TOTAL QUANTITY	TOTAL DOLLARS	AVERAGE AWARDED PRICE	AVERAGE OF LOW 3 BIDDERS
C	RESET TELECOMMUNICATIONS MANHOLE / U						
	654050M	2021Q4	1	11.00	\$28,875	\$2,625.00	\$2,441.67
		2022Q1	2	11.00	\$18,855	\$1,714.05	\$1,874.38
		2022Q2	1	62.00	\$110,050	\$1,775.00	\$1,808.33
			4	84.00	\$157,780	\$1,878.33	\$1,899.92
	TELECOMMUNICATION CONDUIT / LF						
	655003P	2022Q2	1	650.00	\$46,800	\$72.00	\$75.00
			1	650.00	\$46,800	\$72.00	\$75.00
	TELECOMMUNICATIONS RELOCATION / LS						
	655007P	2022Q2	1	1.00	\$425,000	\$425,000	\$286,667
			1	1.00	\$425,000	\$425,000	\$286,667
	TELECOMMUNICATION MANHOLE / U						
	655012M	2022Q2	1	1.00	\$51,000	\$51,000.00	\$33,676.67
			1	1.00	\$51,000	\$51,000.00	\$33,676.67
	RESET TELECOMMUNICATIONS MANHOLE / U						
	655013P	2022Q2	1	2.00	\$6,000	\$3,000.00	\$3,365.00
			1	2.00	\$6,000	\$3,000.00	\$3,365.00
	TEMPORARY TRACK CROSSING / LS						
	655025P	2021Q3	1	1.00	\$100	\$100.00	\$14,200.00
			1	1.00	\$100	\$100.00	\$14,200.00

WEIGHTED AVERAGE ITEM PRICE REPORT
BY REGION, ITEM, AND QUARTER

REGION	ITEM	CALENDAR QUARTER	NUMBER OF OCCUR'S	TOTAL QUANTITY	TOTAL DOLLARS	AVERAGE AWARDED PRICE	AVERAGE OF LOW 3 BIDDERS
C	ELECTRICAL UTILITY RELOCATION, JCP&L / LS						
	655031P	2022Q2	2	2.00	\$3,955,000	\$1,977,500	\$1,248,414
			2	2.00	\$3,955,000	\$1,977,500	\$1,248,414

	3/4" RIGID METALLIC CONDUIT / LF						
	701006P	2022Q1	1	130.00	\$5,200	\$40.00	\$67.50
			1	130.00	\$5,200	\$40.00	\$67.50

	1 1/2" RIGID METALLIC CONDUIT / LF						
	701012P	2022Q1	2	225.00	\$6,250	\$27.78	\$65.22
		2022Q2	2	193.00	\$12,965	\$67.18	\$72.72
			4	418.00	\$19,215	\$45.97	\$68.69

	2" RIGID METALLIC CONDUIT / LF						
	701015P	2022Q1	1	350.00	\$17,500	\$50.00	\$87.50
		2022Q2	3	1,399.00	\$168,100	\$120.16	\$110.88
			4	1,749.00	\$185,600	\$106.12	\$106.20

	2 1/2" RIGID METALLIC CONDUIT / LF						
	701018P	2022Q1	1	100.00	\$1,000	\$10.00	\$70.00
			1	100.00	\$1,000	\$10.00	\$70.00

	3" RIGID METALLIC CONDUIT / LF						
	701021P	2021Q3	3	1,398.00	\$112,319	\$80.34	\$71.79
		2022Q1	1	3,000.00	\$210,000	\$70.00	\$100.00
		2022Q2	6	11,521.00	\$968,185	\$84.04	\$91.87
			10	15,919.00	\$1,290,504	\$81.07	\$91.64

WEIGHTED AVERAGE ITEM PRICE REPORT
BY REGION, ITEM, AND QUARTER

REGION	ITEM	CALENDAR QUARTER	NUMBER OF OCCUR'S	TOTAL QUANTITY	TOTAL DOLLARS	AVERAGE AWARDED PRICE	AVERAGE OF LOW 3 BIDDERS
C	4" RIGID METALLIC CONDUIT / LF						
	701024P	2022Q2	1	15.00	\$1,275	\$85.00	\$110.00
			1	15.00	\$1,275	\$85.00	\$110.00
	2" RIGID NONMETALLIC CONDUIT / LF						
	701027P	2022Q1	1	500.00	\$16,000	\$32.00	\$36.00
			1	500.00	\$16,000	\$32.00	\$36.00
	3" RIGID NONMETALLIC CONDUIT / LF						
	701030P	2022Q1	1	3,000.00	\$102,000	\$34.00	\$39.50
		2022Q2	1	472.00	\$22,184	\$47.00	\$53.33
			2	3,472.00	\$124,184	\$35.77	\$41.38
	1 1/4" FLEXIBLE METALLIC CONDUIT / LF						
	701036P	2022Q1	1	50.00	\$1,000	\$20.00	\$61.00
			1	50.00	\$1,000	\$20.00	\$61.00
	1 1/2" FLEXIBLE METALLIC CONDUIT / LF						
	701039P	2022Q1	1	50.00	\$1,000	\$20.00	\$61.00
			1	50.00	\$1,000	\$20.00	\$61.00
	FIBERGLASS CONDUIT / LF						
	701091P	2022Q2	1	250.00	\$62,500	\$250.00	\$406.67
			1	250.00	\$62,500	\$250.00	\$406.67
	38" JUNCTION BOX / U						
	701093M	2022Q1	1	1.00	\$500	\$500.00	\$1,250.00
			1	1.00	\$500	\$500.00	\$1,250.00

WEIGHTED AVERAGE ITEM PRICE REPORT
BY REGION, ITEM, AND QUARTER

REGION	ITEM	CALENDAR QUARTER	NUMBER OF OCCUR'S	TOTAL QUANTITY	TOTAL DOLLARS	AVERAGE AWARDED PRICE	AVERAGE OF LOW 3 BIDDERS
C	17" X 30" JUNCTION BOX / U						
	701099M	2022Q1	1	4.00	\$800	\$200.00	\$1,100.00
			1	4.00	\$800	\$200.00	\$1,100.00
	18" X 36" JUNCTION BOX / U						
	701102M	2021Q3	1	3.00	\$8,250	\$2,750.00	\$2,650.00
		2022Q1	1	40.00	\$88,000	\$2,200.00	\$2,350.00
		2022Q2	4	56.00	\$163,800	\$2,925.00	\$2,950.02
			6	99.00	\$260,050	\$2,626.77	\$2,698.49
	12" X 10" X 8" METAL JUNCTION BOX / U						
	701108M	2022Q1	2	7.00	\$10,400	\$1,485.71	\$1,255.00
			2	7.00	\$10,400	\$1,485.71	\$1,255.00
	JUNCTION BOX FOUNDATION / U						
	701117M	2022Q1	1	75.00	\$180,000	\$2,400.00	\$2,450.00
		2022Q2	4	31.00	\$109,420	\$3,529.68	\$3,315.88
			5	106.00	\$289,420	\$2,730.38	\$2,703.23
	JUNCTION BOX FRAME AND COVER / U						
	701120M	2022Q1	1	20.00	\$13,000	\$650.00	\$825.00
			1	20.00	\$13,000	\$650.00	\$825.00
	FOUNDATION, TYPE SFT / U						
	701123M	2022Q1	1	15.00	\$16,500	\$1,100.00	\$1,250.00
		2022Q2	3	18.00	\$54,300	\$3,016.67	\$3,621.89
			4	33.00	\$70,800	\$2,145.45	\$2,543.76

WEIGHTED AVERAGE ITEM PRICE REPORT
BY REGION, ITEM, AND QUARTER

REGION	ITEM	CALENDAR QUARTER	NUMBER OF OCCUR'S	TOTAL QUANTITY	TOTAL DOLLARS	AVERAGE AWARDED PRICE	AVERAGE OF LOW 3 BIDDERS
C	FOUNDATION, TYPE MCF / U						
	701126M	2022Q1	1	5.00	\$3,500	\$700.00	\$750.00
			1	5.00	\$3,500	\$700.00	\$750.00
	FOUNDATION, TYPE P-MC MODIFIED / U						
	701128M	2022Q1	1	10.00	\$25,000	\$2,500.00	\$2,350.00
		2022Q2	2	11.00	\$51,950	\$4,722.73	\$5,359.09
			3	21.00	\$76,950	\$3,664.29	\$3,926.19
	FOUNDATION, TYPE P / U						
	701129M	2022Q1	1	2.00	\$200	\$100.00	\$300.00
			1	2.00	\$200	\$100.00	\$300.00
	FOUNDATION, TYPE P-MC / U						
	701132M	2022Q1	1	10.00	\$25,000	\$2,500.00	\$2,150.00
		2022Q2	1	1.00	\$5,000	\$5,000.00	\$6,283.33
			2	11.00	\$30,000	\$2,727.27	\$2,525.76
	FOUNDATION, TYPE SPF / U						
	701135M	2021Q3	1	5.00	\$8,839	\$1,767.70	\$1,422.57
		2022Q1	1	10.00	\$10,000	\$1,000.00	\$1,250.00
		2022Q2	3	18.00	\$41,295	\$2,294.17	\$2,914.37
			5	33.00	\$60,134	\$1,822.23	\$2,183.98
	BORING FOR FOUNDATION, STF 50 FOOT ARM / U						
	701136M	2022Q2	1	3.00	\$18,900	\$6,300.00	\$10,900.00
			1	3.00	\$18,900	\$6,300.00	\$10,900.00

WEIGHTED AVERAGE ITEM PRICE REPORT
BY REGION, ITEM, AND QUARTER

REGION	ITEM	CALENDAR QUARTER	NUMBER OF OCCUR'S	TOTAL QUANTITY	TOTAL DOLLARS	AVERAGE AWARDED PRICE	AVERAGE OF LOW 3 BIDDERS
C	FOUNDATION, STF FOR GREATER THAN 50 FOOT / LF						
	701137P	2022Q2	1	60.00	\$132,000	\$2,200.00	\$3,100.00
			1	60.00	\$132,000	\$2,200.00	\$3,100.00
	FOUNDATION, TYPE STF / U						
	701138M	2022Q1	1	10.00	\$45,000	\$4,500.00	\$4,750.00
		2022Q2	2	22.00	\$165,500	\$7,522.73	\$8,398.48
			3	32.00	\$210,500	\$6,578.13	\$7,258.33
	FOUNDATION, TYPE SFX / U						
	701141M	2022Q1	1	2.00	\$2	\$1.00	\$50.50
			1	2.00	\$2	\$1.00	\$50.50
	FOUNDATION, TYPE SFK / U						
	701144M	2021Q3	1	1.00	\$2,090	\$2,090.00	\$2,163.33
		2022Q1	1	15.00	\$21,000	\$1,400.00	\$1,550.00
		2022Q2	1	11.00	\$29,700	\$2,700.00	\$4,233.33
			3	27.00	\$52,790	\$1,955.19	\$2,665.93
	FOUNDATION, TYPE 1M / U						
	701153M	2022Q1	1	2.00	\$400	\$200.00	\$300.00
			1	2.00	\$400	\$200.00	\$300.00
	FOUNDATION, TYPE 2M / U						
	701156M	2022Q1	1	2.00	\$800	\$400.00	\$400.00
			1	2.00	\$800	\$400.00	\$400.00

WEIGHTED AVERAGE ITEM PRICE REPORT
BY REGION, ITEM, AND QUARTER

REGION	ITEM	CALENDAR QUARTER	NUMBER OF OCCUR'S	TOTAL QUANTITY	TOTAL DOLLARS	AVERAGE AWARDED PRICE	AVERAGE OF LOW 3 BIDDERS
C	FOUNDATION, TYPE 1M-MC / U						
	701159M	2022Q1	1	2.00	\$1,100	\$550.00	\$675.00
			1	2.00	\$1,100	\$550.00	\$675.00
	FOUNDATION, TYPE 2M-MC / U						
	701162M	2022Q1	1	2.00	\$1,300	\$650.00	\$875.00
			1	2.00	\$1,300	\$650.00	\$875.00
	CABLE RACK / U						
	701165M	2022Q2	1	88.00	\$8,448	\$96.00	\$245.33
			1	88.00	\$8,448	\$96.00	\$245.33
	METER CABINET, TYPE T / U						
	701168M	2022Q2	1	1.00	\$7,000	\$7,000.00	\$6,280.00
			1	1.00	\$7,000	\$7,000.00	\$6,280.00
	METER CABINET, TYPE TL / U						
	701171M	2022Q2	2	12.00	\$74,550	\$6,212.50	\$6,737.50
			2	12.00	\$74,550	\$6,212.50	\$6,737.50
	GROUND WIRE, NO. 8 AWG / LF						
	701192P	2021Q3	1	338.00	\$1,115	\$3.30	\$3.27
		2022Q1	1	4,000.00	\$12,000	\$3.00	\$3.30
		2022Q2	6	14,452.00	\$42,322	\$2.93	\$3.99
			8	18,790.00	\$55,438	\$2.95	\$3.83

WEIGHTED AVERAGE ITEM PRICE REPORT
 BY REGION, ITEM, AND QUARTER

REGION	ITEM	CALENDAR QUARTER	NUMBER OF OCCUR'S	TOTAL QUANTITY	TOTAL DOLLARS	AVERAGE AWARDED PRICE	AVERAGE OF LOW 3 BIDDERS
C	MULTIPLE LIGHTING WIRE, NO. 2 AWG / LF						
	701195P	2022Q1	1	5,000.00	\$35,000	\$7.00	\$7.80
		2022Q2	2	21,843.00	\$150,367	\$6.88	\$6.47
			3	26,843.00	\$185,367	\$6.91	\$6.72
	MULTIPLE LIGHTING WIRE, NO. 4 AWG / LF						
	701196P	2022Q1	1	150.00	\$150	\$1.00	\$3.30
			1	150.00	\$150	\$1.00	\$3.30
	MULTIPLE LIGHTING WIRE, NO. 6 AWG / LF						
	701198P	2022Q1	1	500.00	\$500	\$1.00	\$4.00
		2022Q2	1	174.00	\$870	\$5.00	\$5.00
			2	674.00	\$1,370	\$2.03	\$4.26
	MULTIPLE LIGHTING WIRE, NO. 8 AWG / LF						
	701201P	2022Q1	1	4,500.00	\$9,000	\$2.00	\$3.80
		2022Q2	2	14,446.00	\$58,156	\$4.03	\$5.31
			3	18,946.00	\$67,156	\$3.54	\$4.95
	MULTIPLE LIGHTING WIRE, NO. 10 AWG / LF						
	701204P	2022Q1	1	5,000.00	\$30,000	\$6.00	\$6.15
			1	5,000.00	\$30,000	\$6.00	\$6.15
	SERVICE WIRE, NO. 2 AWG / LF						
	701210P	2022Q2	1	120.00	\$960	\$8.00	\$8.67
			1	120.00	\$960	\$8.00	\$8.67

WEIGHTED AVERAGE ITEM PRICE REPORT
BY REGION, ITEM, AND QUARTER

REGION	ITEM	CALENDAR QUARTER	NUMBER OF OCCUR'S	TOTAL QUANTITY	TOTAL DOLLARS	AVERAGE AWARDED PRICE	AVERAGE OF LOW 3 BIDDERS
C	SERVICE WIRE, NO. 6 AWG / LF						
	701213P	2022Q2	3	2,176.00	\$12,545	\$5.77	\$5.94
			3	2,176.00	\$12,545	\$5.77	\$5.94

	MODIFY EXISTING LOAD CENTER / LS						
	701375P	2022Q2	2	2.00	\$4,955	\$2,477.50	\$7,109.17
			2	2.00	\$4,955	\$2,477.50	\$7,109.17

	CONTROLLER, 8 PHASE / U						
	702009M	2022Q2	3	12.00	\$396,100	\$33,008.33	\$28,473.89
			3	12.00	\$396,100	\$33,008.33	\$28,473.89

	TRAFFIC SIGNAL STANDARD, ALUMINUM / U						
	702012M	2021Q3	1	1.00	\$4,070	\$4,070.00	\$4,056.67
		2022Q2	3	28.00	\$112,750	\$4,026.79	\$4,212.47
			4	29.00	\$116,820	\$4,028.28	\$4,207.10

	SIGNAL STANDARD GREATER 50 FOOT, STEEL / U						
	702014M	2022Q2	1	3.00	\$47,250	\$15,750.00	\$18,375.00
			1	3.00	\$47,250	\$15,750.00	\$18,375.00

	TRAFFIC SIGNAL STANDARD, STEEL / U						
	702015M	2022Q2	2	21.00	\$184,100	\$8,766.67	\$9,300.00
			2	21.00	\$184,100	\$8,766.67	\$9,300.00

	PEDESTRIAN SIGNAL STANDARD / U						
	702018M	2021Q3	1	5.00	\$5,363	\$1,072.50	\$1,157.50

(item continued)

WEIGHTED AVERAGE ITEM PRICE REPORT
 BY REGION, ITEM, AND QUARTER

REGION	ITEM	CALENDAR QUARTER	NUMBER OF OCCUR'S	TOTAL QUANTITY	TOTAL DOLLARS	AVERAGE AWARDED PRICE	AVERAGE OF LOW 3 BIDDERS
C	PEDESTRIAN SIGNAL STANDARD / U						
	702018M	2022Q2	3	18.00	\$23,100	\$1,283.33	\$1,543.22
			4	23.00	\$28,463	\$1,237.50	\$1,459.37

	TRAFFIC SIGNAL MAST ARM, ALUMINUM / U						
	702021M	2021Q3	1	1.00	\$3,300	\$3,300.00	\$3,766.67
		2022Q2	3	25.00	\$115,900	\$4,636.00	\$4,396.27
			4	26.00	\$119,200	\$4,584.62	\$4,372.06

	TRAFFIC SIGNAL MAST ARM, STEEL / U						
	702024M	2022Q2	2	20.00	\$165,350	\$8,267.50	\$9,020.83
			2	20.00	\$165,350	\$8,267.50	\$9,020.83

	TRAFFIC ARM GREATER THAN 50 FOOT, STEEL / U						
	702025M	2022Q2	1	3.00	\$129,000	\$43,000.00	\$54,000.00
			1	3.00	\$129,000	\$43,000.00	\$54,000.00

	TRAFFIC SIGNAL CABLE, 2 CONDUCTOR / LF						
	702027P	2021Q3	1	686.00	\$1,736	\$2.53	\$2.84
		2022Q2	3	7,211.00	\$26,338	\$3.65	\$4.03
			4	7,897.00	\$28,073	\$3.55	\$3.93

	TRAFFIC SIGNAL CABLE, 5 CONDUCTOR / LF						
	702030P	2021Q3	1	988.00	\$3,260	\$3.30	\$3.60
		2022Q2	3	15,223.00	\$64,398	\$4.23	\$4.80
			4	16,211.00	\$67,658	\$4.17	\$4.72

WEIGHTED AVERAGE ITEM PRICE REPORT
BY REGION, ITEM, AND QUARTER

REGION	ITEM	CALENDAR QUARTER	NUMBER OF OCCUR'S	TOTAL QUANTITY	TOTAL DOLLARS	AVERAGE AWARDED PRICE	AVERAGE OF LOW 3 BIDDERS
C	TRAFFIC SIGNAL CABLE, 10 CONDUCTOR / LF						
	702033P	2021Q3	1	701.00	\$2,888	\$4.12	\$4.37
		2022Q2	3	30,454.00	\$162,631	\$5.34	\$6.56
			4	31,155.00	\$165,519	\$5.31	\$6.51
	TRAFFIC SIGNAL HEAD / U						
	702036M	2021Q3	1	3.00	\$3,960	\$1,320.00	\$1,240.00
		2022Q2	4	181.00	\$325,875	\$1,800.41	\$1,751.21
			5	184.00	\$329,835	\$1,792.58	\$1,742.88
	PUSH BUTTON INSTALLATION / U						
	702038M	2022Q2	2	12.00	\$23,700	\$1,975.00	\$2,140.00
			2	12.00	\$23,700	\$1,975.00	\$2,140.00
	PEDESTRIAN SIGNAL HEAD / U						
	702039M	2021Q3	1	6.00	\$6,600	\$1,100.00	\$1,033.33
		2022Q2	3	90.00	\$100,650	\$1,118.33	\$1,234.10
			4	96.00	\$107,250	\$1,117.19	\$1,221.55
	PUSH BUTTON / U						
	702042M	2021Q3	1	6.00	\$2,310	\$385.00	\$436.67
		2022Q2	3	51.00	\$28,325	\$555.39	\$575.00
			4	57.00	\$30,635	\$537.46	\$560.44
	IMAGE DETECTOR / U						
	702045M	2022Q2	1	4.00	\$75,200	\$18,800.00	\$28,150.00
			1	4.00	\$75,200	\$18,800.00	\$28,150.00

WEIGHTED AVERAGE ITEM PRICE REPORT
BY REGION, ITEM, AND QUARTER

REGION	ITEM	CALENDAR QUARTER	NUMBER OF OCCUR'S	TOTAL QUANTITY	TOTAL DOLLARS	AVERAGE AWARDED PRICE	AVERAGE OF LOW 3 BIDDERS
C	RADAR DETECTOR / U						
	702046M	2021Q3	1	6.00	\$56,760	\$9,460.00	\$9,653.33
		2022Q2	3	44.00	\$709,750	\$16,130.68	\$13,053.88
			4	50.00	\$766,510	\$15,330.20	\$12,645.81
	LOOP DETECTOR / LF						
	702048M	2022Q1	1	50.00	\$500	\$10.00	\$9.00
			1	50.00	\$500	\$10.00	\$9.00
	GENERATOR AUXILIARY CABINET / U						
	702050M	2021Q3	1	2.00	\$13,200	\$6,600.00	\$8,033.33
		2022Q2	2	16.00	\$252,800	\$15,800.00	\$11,958.33
			3	18.00	\$266,000	\$14,777.78	\$11,522.22
	INTERIM TRAFFIC SIGNAL SYSTEM, LOCATION / LS						
	702057M	2021Q3	4	4.00	\$87,450	\$21,862.50	\$20,050.00
		2022Q2	16	16.00	\$298,800	\$18,675.00	\$28,194.10
			20	20.00	\$386,250	\$19,312.50	\$26,565.28
	GPS UNIT / U						
	702059M	2021Q3	1	2.00	\$2,640	\$1,320.00	\$1,340.00
			1	2.00	\$2,640	\$1,320.00	\$1,340.00
	CONTROLLER TURN-ON / U						
	702060M	2021Q3	2	4.00	\$36,520	\$9,130.00	\$8,976.67
		2022Q2	3	17.00	\$270,000	\$15,882.35	\$12,882.43
			5	21.00	\$306,520	\$14,596.19	\$12,138.48

WEIGHTED AVERAGE ITEM PRICE REPORT
 BY REGION, ITEM, AND QUARTER

REGION	ITEM	CALENDAR QUARTER	NUMBER OF OCCUR'S	TOTAL QUANTITY	TOTAL DOLLARS	AVERAGE AWARDED PRICE	AVERAGE OF LOW 3 BIDDERS
C	BLANK-OUT SIGN / U						
	702091M	2022Q2	1	1.00	\$17,000	\$17,000.00	\$12,333.33
			1	1.00	\$17,000	\$17,000.00	\$12,333.33
	BACKPLATE / U						
	702093P	2022Q2	1	12.00	\$4,500	\$375.00	\$891.67
			1	12.00	\$4,500	\$375.00	\$891.67
	LIGHTING STANDARD ALUMINUM / U						
	703003M	2022Q2	4	32.00	\$115,600	\$3,612.50	\$3,800.37
			4	32.00	\$115,600	\$3,612.50	\$3,800.37
	LIGHTING MAST ARM ALUMINUM / U						
	703012M	2022Q2	3	25.00	\$32,975	\$1,319.00	\$1,596.67
			3	25.00	\$32,975	\$1,319.00	\$1,596.67
	LUMINAIRE / U						
	703018M	2022Q2	4	57.00	\$96,400	\$1,691.23	\$1,823.96
			4	57.00	\$96,400	\$1,691.23	\$1,823.96
	TEMPORARY HIGHWAY LIGHTING SYSTEM / LS						
	703033P	2022Q2	3	3.00	\$36,000	\$12,000.00	\$39,666.67
			3	3.00	\$36,000	\$12,000.00	\$39,666.67
	ITS CONDUIT, TYPE A / LF						
	704002M	2021Q3	1	44.00	\$9,680	\$220.00	\$115.67

(item continued)

WEIGHTED AVERAGE ITEM PRICE REPORT
 BY REGION, ITEM, AND QUARTER

REGION	ITEM	CALENDAR QUARTER	NUMBER OF OCCUR'S	TOTAL QUANTITY	TOTAL DOLLARS	AVERAGE AWARDED PRICE	AVERAGE OF LOW 3 BIDDERS
C	ITS CONDUIT, TYPE A / LF						
	704002M	2022Q2	4	42,452.00	\$2,925,772	\$68.92	\$60.55
			5	42,496.00	\$2,935,452	\$69.08	\$60.61

	JUNCTION BOX ITS TYPE A / U						
	704003M	2021Q3	1	2.00	\$13,200	\$6,600.00	\$5,166.67
		2022Q2	3	59.00	\$401,000	\$6,796.61	\$5,725.99
			4	61.00	\$414,200	\$6,790.16	\$5,707.65

	JUNCTION BOX ITS TYPE C / U						
	704009M	2021Q3	1	2.00	\$9,000	\$4,500.00	\$4,300.00
		2022Q2	1	2.00	\$4,200	\$2,100.00	\$2,133.33
			2	4.00	\$13,200	\$3,300.00	\$3,216.67

	METER CABINET ITS / U						
	704011M	2022Q2	1	1.00	\$5,400	\$5,400.00	\$5,433.33
			1	1.00	\$5,400	\$5,400.00	\$5,433.33

	FOUNDATION, ITS / U						
	704014M	2022Q2	1	1.00	\$1,400	\$1,400.00	\$1,433.33
			1	1.00	\$1,400	\$1,400.00	\$1,433.33

	FOUNDATION ITS TYPE D / U						
	704024M	2022Q2	1	1.00	\$2,300	\$2,300.00	\$2,333.33
			1	1.00	\$2,300	\$2,300.00	\$2,333.33

WEIGHTED AVERAGE ITEM PRICE REPORT
 BY REGION, ITEM, AND QUARTER

REGION	ITEM	CALENDAR QUARTER	NUMBER OF OCCUR'S	TOTAL QUANTITY	TOTAL DOLLARS	AVERAGE AWARDED PRICE	AVERAGE OF LOW 3 BIDDERS
C	CONTROLLER MODIFICATIONS, TYPE ___ / U						
	704032M	2022Q2	1	1.00	\$16,500	\$16,500.00	\$16,850.00
			1	1.00	\$16,500	\$16,500.00	\$16,850.00
	CONTROL CENTER SYSTEM, LOCATION NO. ___ / LS						
	704033P	2022Q2	2	2.00	\$28,900	\$14,450.00	\$14,633.33
			2	2.00	\$28,900	\$14,450.00	\$14,633.33
	FOUNDATION CSS / U						
	704035M	2022Q2	1	1.00	\$12,000	\$12,000.00	\$12,000.00
			1	1.00	\$12,000	\$12,000.00	\$12,000.00
	CAMERA STANDARD TYPE A / U						
	704048M	2022Q2	1	1.00	\$98,580	\$98,580.00	\$99,193.33
			1	1.00	\$98,580	\$98,580.00	\$99,193.33
	CAMERA / U						
	704060M	2022Q2	1	2.00	\$15,400	\$7,700.00	\$7,800.00
			1	2.00	\$15,400	\$7,700.00	\$7,800.00
	CONTROLLER, CAMERA / U						
	704063M	2022Q2	1	1.00	\$49,850	\$49,850.00	\$49,950.00
			1	1.00	\$49,850	\$49,850.00	\$49,950.00
	CONTROLLER, CTSS TURN ON / U						
	704090M	2022Q2	1	1.00	\$6,400	\$6,400.00	\$7,450.00
			1	1.00	\$6,400	\$6,400.00	\$7,450.00

WEIGHTED AVERAGE ITEM PRICE REPORT
BY REGION, ITEM, AND QUARTER

REGION	ITEM	CALENDAR QUARTER	NUMBER OF OCCUR'S	TOTAL QUANTITY	TOTAL DOLLARS	AVERAGE AWARDED PRICE	AVERAGE OF LOW 3 BIDDERS
C	REMOVAL, RELOCATION OF ELECTRICAL / LS						
	706005P	2022Q2	1	1.00	\$120,000	\$120,000	\$58,333.33
			1	1.00	\$120,000	\$120,000	\$58,333.33
	GROUNDING AND BONDING SYSTEM / LS						
	750052P	2021Q3	1	1.00	\$100,000	\$100,000	\$77,333.33
			1	1.00	\$100,000	\$100,000	\$77,333.33
	SELECTIVE THINNING / SY						
	801006M	2021Q3	1	200.00	\$1,400	\$7.00	\$4.84
		2022Q2	3	908.00	\$25,740	\$28.35	\$38.08
			4	1,108.00	\$27,140	\$24.49	\$32.08
	SELECTIVE CLEARING / SY						
	801012M	2021Q3	1	800.00	\$12,000	\$15.00	\$10.34
		2022Q2	2	5,100.00	\$18,500	\$3.63	\$8.43
			3	5,900.00	\$30,500	\$5.17	\$8.69
	TRIMMING EXISTING TREE, OVER 6" TO 12" D / U						
	802003M	2022Q2	2	30.00	\$2,875	\$95.83	\$200.28
			2	30.00	\$2,875	\$95.83	\$200.28
	TRIMMING EXISTING TREE, OVER 12" TO 18" / U						
	802006M	2022Q2	2	4.00	\$450	\$112.50	\$517.50
			2	4.00	\$450	\$112.50	\$517.50

WEIGHTED AVERAGE ITEM PRICE REPORT
BY REGION, ITEM, AND QUARTER

REGION	ITEM	CALENDAR QUARTER	NUMBER OF OCCUR'S	TOTAL QUANTITY	TOTAL DOLLARS	AVERAGE AWARDED PRICE	AVERAGE OF LOW 3 BIDDERS
C	TRIMMING EXISTING TREE, OVER 18" TO 24" / U						
	802009M	2022Q2	3	11.00	\$14,776	\$1,343.27	\$802.34
			3	11.00	\$14,776	\$1,343.27	\$802.34
	TRIMMING EXISTING TREE, OVER 24" TO 30" / U						
	802012M	2022Q2	1	3.00	\$75	\$25.00	\$72.50
			1	3.00	\$75	\$25.00	\$72.50
	TRIMMING EXISTING TREE, OVER 30" TO 36" / U						
	802015M	2022Q2	1	3.00	\$75	\$25.00	\$72.50
			1	3.00	\$75	\$25.00	\$72.50
	TRIMMING EXISTING TREE, OVER 36" DIAMETE / U						
	802018M	2022Q2	1	3.00	\$75	\$25.00	\$72.50
			1	3.00	\$75	\$25.00	\$72.50
	TREE REMOVAL, OVER 6" TO 12" DIAMETER / U						
	802021M	2021Q3	2	19.00	\$12,000	\$631.58	\$546.49
		2022Q2	2	40.00	\$16,025	\$400.63	\$544.33
			4	59.00	\$28,025	\$475.00	\$545.03
	TREE REMOVAL, OVER 12" TO 18" DIAMETER / U						
	802024M	2021Q3	2	12.00	\$14,000	\$1,166.67	\$938.89
		2022Q2	2	4.00	\$2,410	\$602.50	\$817.50
			4	16.00	\$16,410	\$1,025.63	\$908.54

WEIGHTED AVERAGE ITEM PRICE REPORT
 BY REGION, ITEM, AND QUARTER

REGION	ITEM	CALENDAR QUARTER	NUMBER OF OCCUR'S	TOTAL QUANTITY	TOTAL DOLLARS	AVERAGE AWARDED PRICE	AVERAGE OF LOW 3 BIDDERS
C	TREE REMOVAL, OVER 18" TO 24" DIAMETER / U						
	802027M	2021Q3	2	4.00	\$4,500	\$1,125.01	\$1,358.34
		2022Q2	3	7.00	\$10,875	\$1,553.57	\$1,659.52
			5	11.00	\$15,375	\$1,397.73	\$1,550.00
	TREE REMOVAL, OVER 24" TO 30" DIAMETER / U						
	802030M	2022Q2	2	4.00	\$5,900	\$1,475.00	\$1,916.67
			2	4.00	\$5,900	\$1,475.00	\$1,916.67
	TREE REMOVAL, OVER 30" TO 36" DIAMETER / U						
	802033M	2022Q2	1	3.00	\$3,750	\$1,250.00	\$775.00
			1	3.00	\$3,750	\$1,250.00	\$775.00
	TREE REMOVAL, OVER 36" DIAMETER / U						
	802036M	2022Q2	1	3.00	\$4,500	\$1,500.00	\$900.00
			1	3.00	\$4,500	\$1,500.00	\$900.00
	PREPARATION OF EXISTING SOIL / SY						
	803006M	2022Q2	1	1,241.00	\$5,460	\$4.40	\$4.47
			1	1,241.00	\$5,460	\$4.40	\$4.47
	TOPSOIL SPREADING ___" THICK / SY						
	804000P	2021Q3	3	9,380.00	\$66,915	\$7.13	\$6.01
		2021Q4	2	6,666.00	\$5,048	\$0.76	\$3.49
		2022Q1	3	11,253.00	\$18,809	\$1.67	\$3.01
		2022Q2	8	70,699.00	\$414,312	\$5.86	\$5.19
			16	97,998.00	\$505,084	\$5.15	\$4.90

WEIGHTED AVERAGE ITEM PRICE REPORT
BY REGION, ITEM, AND QUARTER

REGION	ITEM	CALENDAR QUARTER	NUMBER OF OCCUR'S	TOTAL QUANTITY	TOTAL DOLLARS	AVERAGE AWARDED PRICE	AVERAGE OF LOW 3 BIDDERS
C	SUBSOIL / CY						
	804001P	2022Q2	1	619.00	\$6	\$0.01	\$33.34
			1	619.00	\$6	\$0.01	\$33.34
	PLANT PIT SOIL / CY						
	804014P	2022Q2	3	234.00	\$14,437	\$61.70	\$76.61
			3	234.00	\$14,437	\$61.70	\$76.61
	BORROW TOPSOIL / CY						
	804015P	2021Q3	2	914.00	\$41,430	\$45.33	\$48.48
		2021Q4	2	1,366.00	\$2,913	\$2.13	\$15.89
		2022Q1	3	1,574.00	\$8,113	\$5.15	\$6.80
		2022Q2	4	113.00	\$6,538	\$57.86	\$72.27
			11	3,967.00	\$58,993	\$14.87	\$21.40
	BIORETENTION SOIL MIXTURE / CY						
	804030P	2022Q2	1	205.00	\$16,400	\$80.00	\$87.33
			1	205.00	\$16,400	\$80.00	\$87.33
	TURF REPAIR STRIP / LF						
	805003M	2021Q4	2	7,000.00	\$7,050	\$1.01	\$3.95
		2022Q1	4	9,040.00	\$23,025	\$2.55	\$2.69
		2022Q2	3	2,099.00	\$48,096	\$22.91	\$13.79
			9	18,139.00	\$78,171	\$4.31	\$4.46
	STABILIZED TURF / SY						
	805005M	2022Q2	1	6.00	\$330	\$55.00	\$70.00
			1	6.00	\$330	\$55.00	\$70.00

WEIGHTED AVERAGE ITEM PRICE REPORT
 BY REGION, ITEM, AND QUARTER

REGION	ITEM	CALENDAR QUARTER	NUMBER OF OCCUR'S	TOTAL QUANTITY	TOTAL DOLLARS	AVERAGE AWARDED PRICE	AVERAGE OF LOW 3 BIDDERS
C	FERTILIZING AND SEEDING, TYPE A / SY						
	806003P	2021Q4	1	5,000.00	\$50	\$0.01	\$0.42
		2022Q1	1	5,000.00	\$50	\$0.01	\$0.18
		2022Q2	1	38.00	\$114	\$3.00	\$4.67
			3	10,038.00	\$214	\$0.02	\$0.31
	FERTILIZING AND SEEDING, TYPE A-3 / SY						
	806006P	2021Q3	2	9,370.00	\$8,708	\$0.93	\$1.79
		2021Q4	1	1,666.00	\$1,250	\$0.75	\$0.75
		2022Q1	2	6,253.00	\$4,690	\$0.75	\$0.97
		2022Q2	4	16,054.00	\$27,524	\$1.71	\$1.68
			9	33,343.00	\$42,171	\$1.26	\$1.53
	FERTILIZING AND SEEDING, TYPE F / SY						
	806018P	2021Q3	2	833.00	\$1,533	\$1.84	\$2.25
		2022Q2	3	7,030.00	\$11,307	\$1.61	\$1.76
			5	7,863.00	\$12,840	\$1.63	\$1.81
	FERTILIZING AND SEEDING, TYPE R / SY						
	806020P	2022Q2	1	63.00	\$331	\$5.25	\$7.50
			1	63.00	\$331	\$5.25	\$7.50
	FERTILIZING AND SEEDING, TYPE PINELANDS / SY						
	806027P	2022Q2	1	1,004.00	\$2,159	\$2.15	\$2.52
			1	1,004.00	\$2,159	\$2.15	\$2.52
	WILDFLOWER SEEDING / SY						
	806030P	2022Q2	3	3,892.00	\$13,913	\$3.57	\$4.09
			3	3,892.00	\$13,913	\$3.57	\$4.09

WEIGHTED AVERAGE ITEM PRICE REPORT
 BY REGION, ITEM, AND QUARTER

REGION	ITEM	CALENDAR QUARTER	NUMBER OF OCCUR'S	TOTAL QUANTITY	TOTAL DOLLARS	AVERAGE AWARDED PRICE	AVERAGE OF LOW 3 BIDDERS
C	FERTILIZING AND SEEDING, LOW MAINTENANCE / SY						
	806033P	2021Q3	1	10.00	\$0	\$0.01	\$1.67
		2022Q2	2	53,428.00	\$85,920	\$1.61	\$1.85
			3	53,438.00	\$85,920	\$1.61	\$1.85
	TOPSOIL STABILIZATION, TYPE 1 MAT / SY						
	807003M	2021Q3	1	277.00	\$1,662	\$6.00	\$5.33
		2022Q2	1	21.00	\$231	\$11.00	\$14.50
			2	298.00	\$1,893	\$6.35	\$5.98
	TOPSOIL STABILIZATION, TYPE 3 MAT / SY						
	807009M	2021Q3	3	8,627.00	\$126,295	\$14.64	\$9.28
			3	8,627.00	\$126,295	\$14.64	\$9.28
	TOPSOIL STABILIZATION, TYPE 4 MAT / SY						
	807012M	2022Q2	1	500.00	\$2,150	\$4.30	\$5.60
			1	500.00	\$2,150	\$4.30	\$5.60
	STRAW MULCHING / SY						
	809003M	2021Q3	3	1,968.00	\$1,844	\$0.94	\$1.94
		2021Q4	2	6,666.00	\$1,300	\$0.19	\$0.50
		2022Q1	3	11,253.00	\$4,740	\$0.42	\$0.48
		2022Q2	5	16,092.00	\$19,261	\$1.20	\$1.05
			13	35,979.00	\$27,144	\$0.75	\$0.82
	FIBER MULCHING / SY						
	809006M	2022Q2	2	61,969.00	\$69,439	\$1.12	\$1.70
			2	61,969.00	\$69,439	\$1.12	\$1.70

WEIGHTED AVERAGE ITEM PRICE REPORT
BY REGION, ITEM, AND QUARTER

REGION	ITEM	CALENDAR QUARTER	NUMBER OF OCCUR'S	TOTAL QUANTITY	TOTAL DOLLARS	AVERAGE AWARDED PRICE	AVERAGE OF LOW 3 BIDDERS
C	WOOD MULCHING / SY						
	809018M	2022Q2	3	3,646.00	\$4,486	\$1.23	\$3.26
			3	3,646.00	\$4,486	\$1.23	\$3.26
	MOWING / ACRE						
	810003M	2021Q3	1	1.00	\$500	\$500.00	\$433.67
		2022Q2	1	26.00	\$11,180	\$430.00	\$433.33
			2	27.00	\$11,680	\$432.59	\$433.35
	MOWING / SY						
	810006M	2022Q2	1	250.00	\$2,500	\$10.00	\$9.00
			1	250.00	\$2,500	\$10.00	\$9.00
	MOWING EXISTING TURF / ACRE						
	810009M	2021Q3	1	1.00	\$0	\$0.01	\$2,166.67
			1	1.00	\$0	\$0.01	\$2,166.67
	LARGE DECIDUOUS TREE, 2-2 1/2" CALIPER, / U						
	811006M	2022Q2	2	58.00	\$35,900	\$618.97	\$704.97
			2	58.00	\$35,900	\$618.97	\$704.97
	LARGE DECID TREE 10-12' HIGH, MULTI STEM / U						
	811016M	2022Q2	1	15.00	\$9,675	\$645.00	\$765.00
			1	15.00	\$9,675	\$645.00	\$765.00
	SMALL DECIDUOUS TREE, 2-2 1/2" CALIPER, / U						
	811024M	2022Q2	1	47.00	\$25,850	\$550.00	\$540.00
			1	47.00	\$25,850	\$550.00	\$540.00

WEIGHTED AVERAGE ITEM PRICE REPORT
 BY REGION, ITEM, AND QUARTER

REGION	ITEM	CALENDAR QUARTER	NUMBER OF OCCUR'S	TOTAL QUANTITY	TOTAL DOLLARS	AVERAGE AWARDED PRICE	AVERAGE OF LOW 3 BIDDERS
C	SMALL DECIDUOUS TREE, 6-7' HIGH B&B / U						
	811029M	2022Q2	2	19.00	\$10,765	\$566.58	\$554.65
			2	19.00	\$10,765	\$566.58	\$554.65
	SMALL DECIDUOUS TREE, 7-8' HIGH, B&B / U						
	811031M	2022Q2	1	48.00	\$31,200	\$650.00	\$633.33
			1	48.00	\$31,200	\$650.00	\$633.33
	EVERGREEN TREE, 7-8' HIGH B&B / U						
	811037M	2022Q2	1	37.00	\$22,200	\$600.00	\$558.33
			1	37.00	\$22,200	\$600.00	\$558.33
	DECIDUOUS SHRUB, 18-24" HIGH, #3 CONTAIN / U						
	811063M	2022Q2	1	45.00	\$2,700	\$60.00	\$90.00
			1	45.00	\$2,700	\$60.00	\$90.00
	DECIDUOUS SHRUB, 24-36" HIGH, CONTAINER / U						
	811067M	2022Q2	1	1,512.00	\$97,524	\$64.50	\$73.17
			1	1,512.00	\$97,524	\$64.50	\$73.17
	EVERGREEN SHRUB, 18-24" HIGH, #3 CONTAIN / U						
	811078M	2022Q2	1	170.00	\$10,030	\$59.00	\$71.33
			1	170.00	\$10,030	\$59.00	\$71.33
	BULB / U						
	811123M	2022Q2	1	12,519.00	\$13,771	\$1.10	\$6.77
			1	12,519.00	\$13,771	\$1.10	\$6.77

WEIGHTED AVERAGE ITEM PRICE REPORT
 BY REGION, ITEM, AND QUARTER

REGION	ITEM	CALENDAR QUARTER	NUMBER OF OCCUR'S	TOTAL QUANTITY	TOTAL DOLLARS	AVERAGE AWARDED PRICE	AVERAGE OF LOW 3 BIDDERS
C	PLANT ESTABLISHMENT PERIOD / LS						
	811138M	2022Q2	3	3.00	\$18,650	\$6,216.67	\$19,155.56
			3	3.00	\$18,650	\$6,216.67	\$19,155.56

	WATERING / MG						
	811165M	2022Q2	3	76.00	\$22,690	\$298.55	\$330.66
			3	76.00	\$22,690	\$298.55	\$330.66

	BRIDGE HEADER REPAIR / LF						
	MMB070M	2021Q4	1	2,034.00	\$581,724	\$286.00	\$223.00
			1	2,034.00	\$581,724	\$286.00	\$223.00

	REPAIR CONCRETE CURB / LF						
	MMB077M	2021Q4	1	175.00	\$20,125	\$115.00	\$131.67
			1	175.00	\$20,125	\$115.00	\$131.67

	FLOODLIGHTS FOR NIGHTTIME OPERATION / U						
	MMB085M	2021Q4	1	8.00	\$8,000	\$1,000.00	\$1,333.33
			1	8.00	\$8,000	\$1,000.00	\$1,333.33

	DECK JOINT RESEAL (SILICON) / LF						
	MMB087M	2021Q4	1	4,638.00	\$324,660	\$70.00	\$78.33
			1	4,638.00	\$324,660	\$70.00	\$78.33

	DECK JOINT REPAIR / LF						
	MMB089M	2021Q4	1	5,630.00	\$1,019,030	\$181.00	\$173.67
			1	5,630.00	\$1,019,030	\$181.00	\$173.67

WEIGHTED AVERAGE ITEM PRICE REPORT
 BY REGION, ITEM, AND QUARTER

REGION	ITEM	CALENDAR QUARTER	NUMBER OF OCCUR'S	TOTAL QUANTITY	TOTAL DOLLARS	AVERAGE AWARDED PRICE	AVERAGE OF LOW 3 BIDDERS
C	DECK JOINT RESEAL (RUBBER ASPHALT) / LF						
	MMB090M	2021Q4	1	2,418.00	\$12,090	\$5.00	\$20.67
			1	2,418.00	\$12,090	\$5.00	\$20.67
	FORCE ACCOUNT LABOR, EQUIPMENT & MATERIA / DOLL						
	MMB091M	2022Q2	1	80,000.00	\$80,000	\$1.00	\$1.00
			1	80,000.00	\$80,000	\$1.00	\$1.00
	CREW COORDINATOR / HOUR						
	MMB092M	2021Q4	4	550.00	\$68,750	\$125.00	\$125.00
			4	550.00	\$68,750	\$125.00	\$125.00
	LANE CLOSURES / HOUR						
	MMB172M	2021Q4	5	30,500.00	\$926,120	\$30.36	\$12.41
			5	30,500.00	\$926,120	\$30.36	\$12.41
	SOLID WASTE DISPOSAL / DOLL						
	MMB173M	2021Q4	5	138,500.00	\$138,500	\$1.00	\$1.00
			5	138,500.00	\$138,500	\$1.00	\$1.00
	DIVING CREW / HOUR						
	MMB185M	2021Q4	1	2,200.00	\$792,396	\$360.18	\$421.59
			1	2,200.00	\$792,396	\$360.18	\$421.59
	LABOR CREW / HOUR						
	MMB186M	2021Q4	13	42,325.00	\$22,019,375	\$520.25	\$565.00
			13	42,325.00	\$22,019,375	\$520.25	\$565.00

WEIGHTED AVERAGE ITEM PRICE REPORT
 BY REGION, ITEM, AND QUARTER

REGION	ITEM	CALENDAR QUARTER	NUMBER OF OCCUR'S	TOTAL QUANTITY	TOTAL DOLLARS	AVERAGE AWARDED PRICE	AVERAGE OF LOW 3 BIDDERS
C	RETROFIT COVER PLATE FOR INLET CURB PIEC / U						
	MMD042M	2021Q4	1	10.00	\$4,000	\$400.00	\$375.00
		2022Q1	1	10.00	\$4,000	\$400.00	\$312.33
			2	20.00	\$8,000	\$400.00	\$343.67
	GPS Fleet Tracking System / U						
	MMD055M	2021Q3	1	5.00	\$1,797	\$359.40	\$359.40
			1	5.00	\$1,797	\$359.40	\$359.40
	CONDUIT CLEARING / LF						
	MME002M	2022Q1	1	400.00	\$4,000	\$10.00	\$19.50
			1	400.00	\$4,000	\$10.00	\$19.50
	FOUNDATION REMOVAL, ELECTRICAL / U						
	MME008M	2022Q1	1	150.00	\$63,750	\$425.00	\$462.50
			1	150.00	\$63,750	\$425.00	\$462.50
	TRANSITE JUNCTION BOX REMOVAL / U						
	MME009M	2022Q1	1	75.00	\$30,000	\$400.00	\$600.00
			1	75.00	\$30,000	\$400.00	\$600.00
	TROUBLESHOOTING / MH						
	MME010M	2022Q1	1	175.00	\$52,500	\$300.00	\$524.50
			1	175.00	\$52,500	\$300.00	\$524.50
	BASE DOOR, TYPE T/C / U						
	MME011M	2022Q1	1	10.00	\$900	\$90.00	\$143.50
			1	10.00	\$900	\$90.00	\$143.50

WEIGHTED AVERAGE ITEM PRICE REPORT
 BY REGION, ITEM, AND QUARTER

REGION	ITEM	CALENDAR QUARTER	NUMBER OF OCCUR'S	TOTAL QUANTITY	TOTAL DOLLARS	AVERAGE AWARDED PRICE	AVERAGE OF LOW 3 BIDDERS
C	BASE DOOR, TYPE K / U						
	MME012M	2022Q1	1	10.00	\$950	\$95.00	\$150.00
			1	10.00	\$950	\$95.00	\$150.00
	BASE DOOR, TYPE P / U						
	MME013M	2022Q1	1	10.00	\$850	\$85.00	\$137.00
			1	10.00	\$850	\$85.00	\$137.00
	PEDESTRIAN LED INSTALLATION / U						
	MME015M	2022Q1	1	3.00	\$1,020	\$340.00	\$380.50
			1	3.00	\$1,020	\$340.00	\$380.50
	HIGHWAY LIGHTING BALLAST INSTALLATION / U						
	MME017M	2022Q1	1	10.00	\$4,500	\$450.00	\$450.00
			1	10.00	\$4,500	\$450.00	\$450.00
	HIGHWAY LIGHTING RELAMPING / U						
	MME024M	2022Q1	1	75.00	\$22,500	\$300.00	\$275.00
			1	75.00	\$22,500	\$300.00	\$275.00
	BASE DOOR, TYPE L / U						
	MME026M	2022Q1	1	20.00	\$1,200	\$60.00	\$124.50
			1	20.00	\$1,200	\$60.00	\$124.50
	PEC REPLACEMENT / U						
	MME027M	2022Q1	1	5.00	\$325	\$65.00	\$182.00
			1	5.00	\$325	\$65.00	\$182.00

WEIGHTED AVERAGE ITEM PRICE REPORT
 BY REGION, ITEM, AND QUARTER

REGION	ITEM	CALENDAR QUARTER	NUMBER OF OCCUR'S	TOTAL QUANTITY	TOTAL DOLLARS	AVERAGE AWARDED PRICE	AVERAGE OF LOW 3 BIDDERS
C	SIGN LUMINAIRE INSTALLATION / U						
	MME055M	2022Q1	1	175.00	\$428,750	\$2,450.00	\$2,226.50
			1	175.00	\$428,750	\$2,450.00	\$2,226.50
	LED TYPE R-ARROW-R / U						
	MME068M	2022Q1	1	50.00	\$5,500	\$110.00	\$185.50
			1	50.00	\$5,500	\$110.00	\$185.50
	LED TYPE A-ARROW-R / U						
	MME069M	2022Q1	1	50.00	\$5,500	\$110.00	\$185.50
			1	50.00	\$5,500	\$110.00	\$185.50
	LED TYPE G-ARROW-R / U						
	MME070M	2022Q1	1	50.00	\$5,500	\$110.00	\$185.50
			1	50.00	\$5,500	\$110.00	\$185.50
	LED TYPE A/G-ARROW-R / U						
	MME071M	2022Q1	1	45.00	\$7,425	\$165.00	\$249.00
			1	45.00	\$7,425	\$165.00	\$249.00
	TRAFFIC DIRECTORS / MH						
	MME084M	2022Q1	1	350.00	\$29,750	\$85.00	\$105.00
			1	350.00	\$29,750	\$85.00	\$105.00
	VISOR REPLACEMENT / U						
	MME085M	2022Q1	1	45.00	\$2,925	\$65.00	\$92.50
			1	45.00	\$2,925	\$65.00	\$92.50

WEIGHTED AVERAGE ITEM PRICE REPORT
 BY REGION, ITEM, AND QUARTER

REGION	ITEM	CALENDAR QUARTER	NUMBER OF OCCUR'S	TOTAL QUANTITY	TOTAL DOLLARS	AVERAGE AWARDED PRICE	AVERAGE OF LOW 3 BIDDERS
C	ROADWAY JUNCTION BOX / U						
	MME090M	2022Q1	1	1.00	\$350	\$350.00	\$675.00
			1	1.00	\$350	\$350.00	\$675.00
	LED TYPE 12 RAG / U						
	MME091M	2022Q1	1	425.00	\$148,750	\$350.00	\$499.00
			1	425.00	\$148,750	\$350.00	\$499.00
	LED TYPE 8 RAG / U						
	MME092M	2022Q1	1	350.00	\$119,000	\$340.00	\$485.50
			1	350.00	\$119,000	\$340.00	\$485.50
	LIGHTING ASSEMBLIES, TYPE L-R-X / U						
	MME093M	2022Q1	1	2.00	\$920	\$460.00	\$833.00
			1	2.00	\$920	\$460.00	\$833.00
	LIGHTING ASSEMBLIES, TYPE L-R-CF / U						
	MME094M	2022Q1	1	2.00	\$920	\$460.00	\$833.00
			1	2.00	\$920	\$460.00	\$833.00
	LIGHTING ASSEMBLIES, TYPE L-R-V-X / U						
	MME095M	2022Q1	1	2.00	\$1,900	\$950.00	\$1,459.50
			1	2.00	\$1,900	\$950.00	\$1,459.50
	LIGHTING ASSEMBLIES, TYPE L-R-MG / U						
	MME096M	2022Q1	1	2.00	\$2,170	\$1,085.00	\$1,539.50
			1	2.00	\$2,170	\$1,085.00	\$1,539.50

WEIGHTED AVERAGE ITEM PRICE REPORT
 BY REGION, ITEM, AND QUARTER

REGION	ITEM	CALENDAR QUARTER	NUMBER OF OCCUR'S	TOTAL QUANTITY	TOTAL DOLLARS	AVERAGE AWARDED PRICE	AVERAGE OF LOW 3 BIDDERS
C	LIGHTING ASSEMBLIES, TYPE L-R-U-W / U						
	MME097M	2022Q1	1	2.00	\$4,000	\$2,000.00	\$2,539.00
			1	2.00	\$4,000	\$2,000.00	\$2,539.00
	LIGHTING ASSEMBLIES, TYPE L-R-U-P / U						
	MME098M	2022Q1	1	2.00	\$4,000	\$2,000.00	\$2,177.50
			1	2.00	\$4,000	\$2,000.00	\$2,177.50
	TOWER RELAMPING / U						
	MME100M	2022Q1	1	8.00	\$13,200	\$1,650.00	\$5,109.50
			1	8.00	\$13,200	\$1,650.00	\$5,109.50
	TOWER LUMINAIRE INSTALLATION / U						
	MME101M	2022Q1	1	8.00	\$17,960	\$2,245.00	\$2,242.00
			1	8.00	\$17,960	\$2,245.00	\$2,242.00
	LIGHTING ASSEMBLIES INSTALLATION / U						
	MME102M	2022Q1	1	70.00	\$35,000	\$500.00	\$555.00
			1	70.00	\$35,000	\$500.00	\$555.00
	LIGHTING ASSEMBLIES, TYPE L-R-40-Y / U						
	MME103M	2022Q1	1	2.00	\$880	\$440.00	\$806.50
			1	2.00	\$880	\$440.00	\$806.50
	FUSE KITS / U						
	MME108M	2022Q1	1	75.00	\$5,625	\$75.00	\$192.00
			1	75.00	\$5,625	\$75.00	\$192.00

WEIGHTED AVERAGE ITEM PRICE REPORT
BY REGION, ITEM, AND QUARTER

REGION	ITEM	CALENDAR QUARTER	NUMBER OF OCCUR'S	TOTAL QUANTITY	TOTAL DOLLARS	AVERAGE AWARDED PRICE	AVERAGE OF LOW 3 BIDDERS
C	FOUNDATION, TYPE PBI / U						
	MME122M	2022Q1	1	10.00	\$2,500	\$250.00	\$275.00
			1	10.00	\$2,500	\$250.00	\$275.00
	ADA Push Button Installation / U						
	MME139M	2022Q1	1	40.00	\$8,400	\$210.00	\$315.50
			1	40.00	\$8,400	\$210.00	\$315.50
	RADAR DETECTION SYSTEM, 1 RADAR / U						
	MME143M	2021Q4	1	1.00	\$19,215	\$19,215.00	\$13,521.67
		2022Q1	1	1.00	\$13,755	\$13,755.00	\$12,751.67
			2	2.00	\$32,970	\$16,485.00	\$13,136.67
	RADAR DETECTION SYSTEM, 2 RADAR / U						
	MME144M	2021Q4	1	4.00	\$71,400	\$17,850.00	\$19,500.00
		2022Q1	1	11.00	\$225,225	\$20,475.00	\$19,725.00
			2	15.00	\$296,625	\$19,775.00	\$19,665.00
	RADAR DETECTION SYSTEM, 3 RADAR / U						
	MME145M	2021Q4	1	1.00	\$27,405	\$27,405.00	\$29,451.67
		2022Q1	2	3.00	\$91,560	\$30,520.00	\$29,395.56
			3	4.00	\$118,965	\$29,741.25	\$29,409.58
	RADAR DETECTION SYSTEM, 4 RADAR / U						
	MME146M	2021Q4	1	1.00	\$35,700	\$35,700.00	\$38,866.67
		2022Q1	1	2.00	\$82,110	\$41,055.00	\$38,851.67
			2	3.00	\$117,810	\$39,270.00	\$38,856.67

WEIGHTED AVERAGE ITEM PRICE REPORT
BY REGION, ITEM, AND QUARTER

REGION	ITEM	CALENDAR QUARTER	NUMBER OF OCCUR'S	TOTAL QUANTITY	TOTAL DOLLARS	AVERAGE AWARDED PRICE	AVERAGE OF LOW 3 BIDDERS
C	POLE BRIDGE REPLACEMENT / EACH						
	MME149M	2022Q1	1	40.00	\$136,000	\$3,400.00	\$2,547.50
			1	40.00	\$136,000	\$3,400.00	\$2,547.50
	TRAFFIC CONTROL TRUCK WITH MOUNTED CRASH / DAY						
	MMG008M	2021Q4	1	500.00	\$500	\$1.00	\$1.00
		2022Q1	1	500.00	\$500	\$1.00	\$0.67
			2	1,000.00	\$1,000	\$1.00	\$0.84
	E-Z PASS / DOLL						
	MMG009M	2021Q4	2	8,575.00	\$8,575	\$1.00	\$1.00
			2	8,575.00	\$8,575	\$1.00	\$1.00
	TELEPHONE SERVICE / DOLL						
	MMG010M	2021Q4	5	7,000.00	\$7,000	\$1.00	\$1.00
			5	7,000.00	\$7,000	\$1.00	\$1.00
	Adjustment Factor - Normal Working Hours / PCT						
	MMG011M	2022Q2	1	2,586,206.00	\$2,327,585	\$0.90	\$0.98
			1	2,586,206.00	\$2,327,585	\$0.90	\$0.98
	FIELD OFFICE EQUIPMENT / DOLL						
	MMG018M	2022Q2	1	500.00	\$500	\$1.00	\$1.00
			1	500.00	\$500	\$1.00	\$1.00
	OVERTIME DIFFERENTIAL (OD) / DOLL						
	MMG025M	2021Q4	5	465,000.00	\$465,000	\$1.00	\$1.00
			5	465,000.00	\$465,000	\$1.00	\$1.00

WEIGHTED AVERAGE ITEM PRICE REPORT
 BY REGION, ITEM, AND QUARTER

REGION	ITEM	CALENDAR QUARTER	NUMBER OF OCCUR'S	TOTAL QUANTITY	TOTAL DOLLARS	AVERAGE AWARDED PRICE	AVERAGE OF LOW 3 BIDDERS
C	RIPRAP STONE SLOPE PROTECTION / T						
	MMG036M	2021Q4	1	50.00	\$500	\$10.00	\$37.33
		2022Q1	1	50.00	\$500	\$10.00	\$11.67
			2	100.00	\$1,000	\$10.00	\$24.50

	WORKER, TYPE "A" / HOUR						
	MMG054M	2021Q4	5	4,850.00	\$329,090	\$67.85	\$79.85
			5	4,850.00	\$329,090	\$67.85	\$79.85

	SCOOP TUNNEL VISOR / U						
	MMG055M	2022Q1	1	100.00	\$7,500	\$75.00	\$97.50
			1	100.00	\$7,500	\$75.00	\$97.50

	CRANE / MH						
	MMG056M	2022Q1	1	24.00	\$18,000	\$750.00	\$1,211.50
			1	24.00	\$18,000	\$750.00	\$1,211.50

	WORKER, TYPE "B" / HOUR						
	MMG057M	2021Q4	5	4,850.00	\$763,000	\$157.32	\$163.41
			5	4,850.00	\$763,000	\$157.32	\$163.41

	DISPOSAL OF REGULATED MATERIAL HAZARDOUS / DOLL						
	MMG064M	2021Q4	5	183,000.00	\$183,000	\$1.00	\$1.00
			5	183,000.00	\$183,000	\$1.00	\$1.00

	TRUCK DRIVER / HOUR						
	MMG078M	2021Q4	2	1,100.00	\$163,800	\$148.91	\$163.12
			2	1,100.00	\$163,800	\$148.91	\$163.12

WEIGHTED AVERAGE ITEM PRICE REPORT
BY REGION, ITEM, AND QUARTER

REGION	ITEM	CALENDAR QUARTER	NUMBER OF OCCUR'S	TOTAL QUANTITY	TOTAL DOLLARS	AVERAGE AWARDED PRICE	AVERAGE OF LOW 3 BIDDERS
C	CONTAINMENT SYSTEM / LS						
	MMG082M	2021Q4	11	11.00	\$275,500	\$25,045.45	\$133,167
			11	11.00	\$275,500	\$25,045.45	\$133,167
	SSPC, BLAST/PRIME / LS						
	MMG083M	2021Q4	11	11.00	\$2,755,000	\$250,455	\$290,061
			11	11.00	\$2,755,000	\$250,455	\$290,061
	SSPC, STRIPE/INTERMEDIATE / LS						
	MMG084M	2021Q4	11	11.00	\$1,377,500	\$125,227	\$128,440
			11	11.00	\$1,377,500	\$125,227	\$128,440
	SSPC, FINISH / LS						
	MMG085M	2021Q4	11	11.00	\$991,800	\$90,163.64	\$62,751.82
			11	11.00	\$991,800	\$90,163.64	\$62,751.82
	TESTING, IF AND WHERE DIRECTED / DOLL						
	MMG086M	2021Q4	1	10,000.00	\$10,000	\$1.00	\$1.00
			1	10,000.00	\$10,000	\$1.00	\$1.00
	CLEARING SITE / LM						
	MMG092M	2021Q3	1	1,210.00	\$693,766	\$573.36	\$573.36
			1	1,210.00	\$693,766	\$573.36	\$573.36
	ADJUSTMENT FACTOR / PCT						
	MMG095M	2022Q2	1	11000000.00	\$9,326,900	\$0.85	\$0.86
			1	11,000,000	\$9,326,900	\$0.85	\$0.86

WEIGHTED AVERAGE ITEM PRICE REPORT
BY REGION, ITEM, AND QUARTER

REGION	ITEM	CALENDAR QUARTER	NUMBER OF OCCUR'S	TOTAL QUANTITY	TOTAL DOLLARS	AVERAGE AWARDED PRICE	AVERAGE OF LOW 3 BIDDERS
C	BOLLARD / U						
	MMI003M	2022Q1	1	4.00	\$1,000	\$250.00	\$300.00
			1	4.00	\$1,000	\$250.00	\$300.00

CONSTRUCTION LAYOUT / DAY							
	MMR001M	2021Q4	1	20.00	\$20	\$1.00	\$833.67
		2022Q1	1	20.00	\$20	\$1.00	\$0.67
			2	40.00	\$40	\$1.00	\$417.17

EMERGENCY MOBILIZATION / U							
	MMR006M	2021Q4	1	3.00	\$30,000	\$10,000.00	\$10,000.00
		2022Q1	1	3.00	\$30,000	\$10,000.00	\$10,000.00
		2022Q2	1	10.00	\$10,000	\$1,000.00	\$1,000.00
			3	16.00	\$70,000	\$4,375.00	\$4,375.00

FLASHING ARROW BOARD, 4' X 8' / DAY							
	MMR060M	2021Q4	1	100.00	\$100	\$1.00	\$6.67
		2022Q1	1	100.00	\$100	\$1.00	\$0.67
			2	200.00	\$200	\$1.00	\$3.67

PORTABLE VARIABLE MESSAGE SIGN / DAY							
	MMR061M	2021Q4	1	140.00	\$140	\$1.00	\$7.33
		2022Q1	1	140.00	\$140	\$1.00	\$400.67
			2	280.00	\$280	\$1.00	\$204.00

REMOVAL OF LONG LIFE PATTERNED CONTRAST / LF							
	MMR065M	2021Q4	1	5,000.00	\$5,000	\$1.00	\$1.50
			1	5,000.00	\$5,000	\$1.00	\$1.50

WEIGHTED AVERAGE ITEM PRICE REPORT
 BY REGION, ITEM, AND QUARTER

REGION	ITEM	CALENDAR QUARTER	NUMBER OF OCCUR'S	TOTAL QUANTITY	TOTAL DOLLARS	AVERAGE AWARDED PRICE	AVERAGE OF LOW 3 BIDDERS
C	REMOVAL OF TRAFFIC MARKINGS, LINES / LF						
	MMR067M	2021Q4	1	251,404.00	\$100,562	\$0.40	\$0.58
			1	251,404.00	\$100,562	\$0.40	\$0.58
	MOBILIZATION OF MILL & HMA PAVING EQUIP. / U						
	MMR077M	2021Q4	1	25.00	\$375,000	\$15,000.00	\$15,000.00
		2022Q1	1	25.00	\$375,000	\$15,000.00	\$15,000.00
			2	50.00	\$750,000	\$15,000.00	\$15,000.00
	CLEARING SITE / LF						
	MMR080M	2021Q4	1	1,500,000.00	\$75,000	\$0.05	\$0.15
			1	1,500,000.00	\$75,000	\$0.05	\$0.15
	MOBILE RETROREFLECTOMETER SERVICE / LS						
	MMR083M	2021Q4	1	1.00	\$80,000	\$80,000.00	\$97,500.00
			1	1.00	\$80,000	\$80,000.00	\$97,500.00
	MICROMILLING / SY						
	MMR087M	2021Q4	1	1,000.00	\$5,000	\$5.00	\$7.33
		2022Q1	1	1,000.00	\$5,000	\$5.00	\$5.67
			2	2,000.00	\$10,000	\$5.00	\$6.50
	CONCRETE WASHOUT SYSTEM / U						
	MMR091M	2021Q4	1	2.00	\$40,000	\$20,000.00	\$7,366.67
		2022Q1	1	2.00	\$40,000	\$20,000.00	\$16,636.84
			2	4.00	\$80,000	\$20,000.00	\$12,001.76

WEIGHTED AVERAGE ITEM PRICE REPORT
 BY REGION, ITEM, AND QUARTER

REGION	ITEM	CALENDAR QUARTER	NUMBER OF OCCUR'S	TOTAL QUANTITY	TOTAL DOLLARS	AVERAGE AWARDED PRICE	AVERAGE OF LOW 3 BIDDERS
C	REGRADE BERM / SY						
	MMR096M	2021Q4	1	1,000.00	\$4,000	\$4.00	\$4.67
		2022Q1	2	1,459.00	\$4,377	\$3.00	\$7.71
			3	2,459.00	\$8,377	\$3.41	\$6.47

	VOID REDUCING ASPHALT MEMBRANE / LF						
	MMR113M	2022Q1	1	14,420.00	\$83,059	\$5.76	\$5.84
			1	14,420.00	\$83,059	\$5.76	\$5.84

WEIGHTED AVERAGE ITEM PRICE REPORT
BY REGION, ITEM, AND QUARTER

REGION	ITEM	CALENDAR QUARTER	NUMBER OF OCCUR'S	TOTAL QUANTITY	TOTAL DOLLARS	AVERAGE AWARDED PRICE	AVERAGE OF LOW 3 BIDDERS
N	FORCE ACCOUNT / DOLL						
	109006M	2021Q4	5	9,650,000.00	\$9,650,000	\$1.00	\$1.00
		2022Q1	4	310,380.00	\$310,380	\$1.00	\$1.00
			9	9,960,380.00	\$9,960,380	\$1.00	\$1.00

	PERFORMANCE BOND AND PAYMENT BOND / DOLL						
	151006M	2021Q3	4	4.00	\$97,796	\$24,449.00	\$31,933.45
		2021Q4	10	20,009.00	\$203,602	\$10.18	\$24.29
		2022Q1	10	12,009.00	\$270,225	\$22.50	\$20.65
		2022Q2	7	7.00	\$511,460	\$73,065.71	\$64,150.42
			31	32,029.00	\$1,083,083	\$33.82	\$40.93

	OWNER'S AND CONTRACTOR'S PROTECTIVE LIAB / DOLL						
	152004P	2021Q4	2	2.00	\$4,000	\$2,000.01	\$5,983.34
			2	2.00	\$4,000	\$2,000.01	\$5,983.34

	RAILROAD PROTECTIVE LIABILITY INSURANCE / DOLL						
	152012P	2021Q4	2	25,001.00	\$31,036	\$1.24	\$1.21
		2022Q1	2	2.00	\$3,725	\$1,862.25	\$1,658.75
		2022Q2	1	1.00	\$6,000	\$6,000.00	\$4,333.33
			5	25,004.00	\$40,761	\$1.63	\$1.52

	POLLUTION LIABILITY INSURANCE / DOLL						
	152015P	2021Q3	4	4.00	\$39,640	\$9,910.00	\$10,026.71
		2021Q4	10	10,009.00	\$81,002	\$8.09	\$14.06
		2022Q1	8	8.00	\$82,071	\$10,258.88	\$10,472.14
		2022Q2	7	7.00	\$77,501	\$11,071.57	\$10,393.18
			29	10,028.00	\$280,214	\$27.94	\$33.64

WEIGHTED AVERAGE ITEM PRICE REPORT
BY REGION, ITEM, AND QUARTER

REGION	ITEM	CALENDAR QUARTER	NUMBER OF OCCUR'S	TOTAL QUANTITY	TOTAL DOLLARS	AVERAGE AWARDED PRICE	AVERAGE OF LOW 3 BIDDERS
N	PROGRESS SCHEDULE / LS						
	153003P	2021Q3	3	3.00	\$27,000	\$9,000.00	\$8,525.00
		2021Q4	3	3.00	\$27,445	\$9,148.33	\$10,827.22
		2022Q1	5	5.00	\$57,050	\$11,410.00	\$8,207.50
		2022Q2	7	7.00	\$76,835	\$10,976.43	\$13,666.75
			18	18.00	\$188,330	\$10,462.78	\$10,820.08
	PROGRESS SCHEDULE UPDATE / U						
	153005M	2021Q3	3	21.00	\$29,050	\$1,383.33	\$986.21
		2021Q4	3	40.00	\$33,360	\$834.00	\$905.50
		2022Q1	4	34.00	\$67,275	\$1,978.68	\$958.96
		2022Q2	7	104.00	\$46,298	\$445.17	\$461.10
			17	199.00	\$175,983	\$884.34	\$690.90
	BAR CHART PROGRESS SCHEDULE AND UPDATES / LS						
	153009P	2022Q1	2	2.00	\$5,850	\$2,925.00	\$4,725.02
			2	2.00	\$5,850	\$2,925.00	\$4,725.02
	TRAINEES / HOUR						
	153011M	2021Q3	3	1,790.00	\$82,450	\$46.06	\$22.69
		2021Q4	5	14,250.00	\$50,383	\$3.54	\$3.68
		2022Q1	2	2,380.00	\$126,040	\$52.96	\$17.66
		2022Q2	5	14,540.00	\$13,332	\$0.92	\$6.07
			15	32,960.00	\$272,205	\$8.26	\$6.78
	MOBILIZATION / LS						
	154003P	2021Q3	3	3.00	\$1,298,675	\$432,892	\$608,410
		2021Q4	4	4.00	\$4,235,133	\$1,058,783	\$1,383,324
		2022Q1	9	9.00	\$3,602,660	\$400,296	\$532,514

(item continued)

WEIGHTED AVERAGE ITEM PRICE REPORT
BY REGION, ITEM, AND QUARTER

REGION	ITEM	CALENDAR QUARTER	NUMBER OF OCCUR'S	TOTAL QUANTITY	TOTAL DOLLARS	AVERAGE AWARDED PRICE	AVERAGE OF LOW 3 BIDDERS
N	MOBILIZATION / LS						
	154003P	2022Q2	7	7.00	\$8,605,148	\$1,229,307	\$1,451,563
			23	23.00	\$17,741,616	\$771,375	\$970,091

	FIELD OFFICE TYPE B SET UP / U						
	155006M	2021Q4	1	1.00	\$15,000	\$15,000.00	\$23,333.33
		2022Q1	2	2.00	\$70,160	\$35,080.00	\$34,160.00
			3	3.00	\$85,160	\$28,386.67	\$30,551.11

	FIELD OFFICE TYPE D SET UP / U						
	155012M	2021Q3	1	1.00	\$42,000	\$42,000.00	\$42,000.00
		2021Q4	3	3.00	\$123,000	\$41,000.00	\$44,222.22
		2022Q1	1	1.00	\$14,000	\$14,000.00	\$24,666.67
		2022Q2	1	1.00	\$30,000	\$30,000.00	\$34,792.31
			6	6.00	\$209,000	\$34,833.33	\$39,020.94

	FIELD OFFICE TYPE E SET UP / U						
	155015M	2021Q3	2	2.00	\$65,000	\$32,500.00	\$36,056.67
		2021Q4	1	1.00	\$30,000	\$30,000.00	\$28,333.33
		2022Q1	3	3.00	\$155,000	\$51,666.67	\$39,888.89
		2022Q2	5	5.00	\$296,260	\$59,252.00	\$54,792.33
			11	11.00	\$546,260	\$49,660.00	\$44,915.91

	FIELD OFFICE TYPE F SET UP / U						
	155018M	2022Q2	1	1.00	\$130,000	\$130,000	\$103,667
			1	1.00	\$130,000	\$130,000	\$103,667

	FIELD OFFICE TYPE B MAINTENANCE / MO						
	155024M	2021Q4	1	12.00	\$18,000	\$1,500.00	\$3,166.67

(item continued)

WEIGHTED AVERAGE ITEM PRICE REPORT
BY REGION, ITEM, AND QUARTER

REGION	ITEM	CALENDAR QUARTER	NUMBER OF OCCUR'S	TOTAL QUANTITY	TOTAL DOLLARS	AVERAGE AWARDED PRICE	AVERAGE OF LOW 3 BIDDERS
N	FIELD OFFICE TYPE B MAINTENANCE / MO						
	155024M	2022Q1	2	24.00	\$113,520	\$4,730.00	\$4,511.67
			3	36.00	\$131,520	\$3,653.33	\$4,063.33
	FIELD OFFICE TYPE D MAINTENANCE / MO						
	155030M	2021Q3	1	8.00	\$49,600	\$6,200.00	\$6,200.00
		2021Q4	3	76.00	\$346,025	\$4,552.96	\$3,872.92
		2022Q1	1	9.00	\$23,400	\$2,600.00	\$3,950.00
		2022Q2	1	28.00	\$98,000	\$3,500.00	\$4,014.03
			6	121.00	\$517,025	\$4,272.93	\$4,065.16
	FIELD OFFICE TYPE E MAINTENANCE / MO						
	155033M	2021Q3	2	41.00	\$168,500	\$4,109.76	\$4,251.99
		2021Q4	1	15.00	\$45,000	\$3,000.00	\$2,666.67
		2022Q1	3	62.00	\$191,000	\$3,080.65	\$2,656.88
		2022Q2	5	131.00	\$438,190	\$3,344.96	\$3,088.12
			11	249.00	\$842,690	\$3,384.30	\$3,147.00
	FIELD OFFICE TYPE F MAINTENANCE / MO						
	155036M	2022Q2	1	42.00	\$168,000	\$4,000.00	\$4,733.33
			1	42.00	\$168,000	\$4,000.00	\$4,733.33
	MATERIALS FIELD LABORATORY SET-UP / U						
	156003M	2022Q2	2	2.00	\$50,000	\$25,000.00	\$27,083.33
			2	2.00	\$50,000	\$25,000.00	\$27,083.33
	MATERIALS FIELD LABORATORY MAINTENANCE / MO						
	156006M	2022Q2	2	86.00	\$102,200	\$1,188.37	\$1,987.60
			2	86.00	\$102,200	\$1,188.37	\$1,987.60

WEIGHTED AVERAGE ITEM PRICE REPORT
BY REGION, ITEM, AND QUARTER

REGION	ITEM	CALENDAR QUARTER	NUMBER OF OCCUR'S	TOTAL QUANTITY	TOTAL DOLLARS	AVERAGE AWARDED PRICE	AVERAGE OF LOW 3 BIDDERS
N	NUCLEAR DENSITY GAUGE / U						
	156015M	2022Q2	2	2.00	\$15,000	\$7,500.00	\$14,633.33
			2	2.00	\$15,000	\$7,500.00	\$14,633.33
	CONCRETE COMPRESSION TESTING EQUIPMENT / U						
	156021M	2022Q2	2	2.00	\$13,000	\$6,500.00	\$10,000.00
			2	2.00	\$13,000	\$6,500.00	\$10,000.00
	CONSTRUCTION LAYOUT / DOLL						
	157004M	2021Q3	3	3.00	\$53,750	\$17,916.67	\$19,305.56
		2021Q4	3	3.00	\$125,000	\$41,666.67	\$102,222
		2022Q1	7	7.00	\$135,001	\$19,285.86	\$25,841.51
		2022Q2	7	7.00	\$1,445,594	\$206,513	\$203,528
			20	20.00	\$1,759,345	\$87,967.24	\$98,508.53
	MONUMENT / U						
	157006M	2021Q4	1	1.00	\$5,000	\$5,000.00	\$2,340.00
		2022Q2	2	19.00	\$18,400	\$968.42	\$818.42
			3	20.00	\$23,400	\$1,170.00	\$894.50
	MONUMENT BOX / U						
	157009M	2021Q4	1	3.00	\$2,100	\$700.00	\$883.33
			1	3.00	\$2,100	\$700.00	\$883.33
	CAUTION FENCE / LF						
	158003M	2021Q4	1	374.00	\$2,057	\$5.50	\$7.17
		2022Q2	2	1,603.00	\$8,015	\$5.00	\$7.84
			3	1,977.00	\$10,072	\$5.09	\$7.71

WEIGHTED AVERAGE ITEM PRICE REPORT
BY REGION, ITEM, AND QUARTER

REGION	ITEM	CALENDAR QUARTER	NUMBER OF OCCUR'S	TOTAL QUANTITY	TOTAL DOLLARS	AVERAGE AWARDED PRICE	AVERAGE OF LOW 3 BIDDERS
N	SILT FENCE / LF						
	158006M	2022Q1	4	6,442.00	\$14,830	\$2.30	\$1.95
			4	6,442.00	\$14,830	\$2.30	\$1.95

	HEAVY DUTY SILT FENCE, ORANGE / LF						
	158009M	2021Q3	1	200.00	\$200	\$1.00	\$7.33
		2021Q4	3	16,390.00	\$107,317	\$6.55	\$6.59
		2022Q2	4	22,859.00	\$168,050	\$7.35	\$7.17
			8	39,449.00	\$275,567	\$6.99	\$6.93

	HEAVY DUTY SILT FENCE, BLACK / LF						
	158012M	2022Q1	1	536.00	\$4,288	\$8.00	\$8.67
		2022Q2	3	9,411.00	\$82,116	\$8.73	\$10.05
			4	9,947.00	\$86,404	\$8.69	\$9.98

	HAYBALE / U						
	158015M	2021Q4	1	25.00	\$0	\$0.01	\$30.00
		2022Q2	3	583.00	\$8,320	\$14.27	\$13.66
			4	608.00	\$8,320	\$13.68	\$14.33

	HAYBALE CHECK DAM WITH TEMPORARY STONE O / LF						
	158018M	2021Q4	1	210.00	\$5,250	\$25.00	\$28.67
			1	210.00	\$5,250	\$25.00	\$28.67

	INLET FILTER TYPE 1 / SF						
	158027M	2021Q4	1	594.00	\$5,940	\$10.00	\$17.00
		2022Q2	1	3,150.00	\$788	\$0.25	\$8.75
			2	3,744.00	\$6,728	\$1.80	\$10.06

WEIGHTED AVERAGE ITEM PRICE REPORT
 BY REGION, ITEM, AND QUARTER

REGION	ITEM	CALENDAR QUARTER	NUMBER OF OCCUR'S	TOTAL QUANTITY	TOTAL DOLLARS	AVERAGE AWARDED PRICE	AVERAGE OF LOW 3 BIDDERS
N	INLET FILTER TYPE 2, 2' X 4' / U						
	158030M	2021Q3	2	654.00	\$9,875	\$15.10	\$72.83
		2021Q4	3	438.00	\$15,025	\$34.30	\$122.11
		2022Q1	4	769.00	\$42,610	\$55.41	\$37.21
		2022Q2	5	349.00	\$34,805	\$99.73	\$131.81
			14	2,210.00	\$102,315	\$46.30	\$79.52
	INLET FILTER TYPE 2, 4' X 4' / U						
	158033M	2021Q3	1	2.00	\$300	\$150.00	\$118.33
		2021Q4	2	13.00	\$2,100	\$161.54	\$208.33
		2022Q1	5	125.00	\$2,810	\$22.48	\$18.89
		2022Q2	5	72.00	\$12,600	\$175.00	\$220.90
			13	212.00	\$17,810	\$84.01	\$100.05
	FLOATING TURBIDITY BARRIER, TYPE 1 / LF						
	158042M	2021Q4	1	142.00	\$1	\$0.01	\$36.67
			1	142.00	\$1	\$0.01	\$36.67
	FLOATING TURBIDITY BARRIER, TYPE 3 / LF						
	158048M	2022Q2	1	434.00	\$15,190	\$35.00	\$38.33
			1	434.00	\$15,190	\$35.00	\$38.33
	DEWATERING BASIN / U						
	158051M	2021Q4	1	2.00	\$0	\$0.01	\$167.00
			1	2.00	\$0	\$0.01	\$167.00
	STREAM DIVERSION SYSTEM / LS						
	158052P	2022Q2	1	1.00	\$70,000	\$70,000.00	\$91,666.67
			1	1.00	\$70,000	\$70,000.00	\$91,666.67

WEIGHTED AVERAGE ITEM PRICE REPORT
BY REGION, ITEM, AND QUARTER

REGION	ITEM	CALENDAR QUARTER	NUMBER OF OCCUR'S	TOTAL QUANTITY	TOTAL DOLLARS	AVERAGE AWARDED PRICE	AVERAGE OF LOW 3 BIDDERS
N	SEDIMENT CONTROL BAG / SF						
	158054M	2022Q2	3	2,150.00	\$12,254	\$5.70	\$4.93
			3	2,150.00	\$12,254	\$5.70	\$4.93
	SEDIMENT CONTROL TANK / U						
	158057M	2022Q2	1	2.00	\$10,000	\$5,000.00	\$5,833.33
			1	2.00	\$10,000	\$5,000.00	\$5,833.33
	COMPOST FILTER SOCK, ___ DIAMETER / LF						
	158058M	2021Q4	1	1,860.00	\$12,090	\$6.50	\$5.50
			1	1,860.00	\$12,090	\$6.50	\$5.50
	CONSTRUCTION DRIVEWAY / T						
	158060M	2021Q4	2	840.00	\$503	\$0.60	\$3.71
		2022Q2	3	894.00	\$31,583	\$35.33	\$44.54
			5	1,734.00	\$32,086	\$18.50	\$24.76
	CONCRETE WASHOUT SYSTEM / LS						
	158063P	2021Q3	2	2.00	\$1,501	\$750.50	\$483.50
		2021Q4	3	3.00	\$17,500	\$5,833.33	\$9,166.67
		2022Q1	5	5.00	\$20,200	\$4,040.00	\$3,716.67
		2022Q2	7	7.00	\$49,600	\$7,085.71	\$8,096.72
			17	17.00	\$88,801	\$5,223.59	\$6,101.61
	OIL ONLY EMERGENCY SPILL KIT, TYPE 1 / U						
	158072M	2021Q3	2	4.00	\$3,000	\$750.00	\$450.00
		2021Q4	3	8.00	\$1,580	\$197.51	\$690.84

(item continued)

WEIGHTED AVERAGE ITEM PRICE REPORT
BY REGION, ITEM, AND QUARTER

REGION	ITEM	CALENDAR QUARTER	NUMBER OF OCCUR'S	TOTAL QUANTITY	TOTAL DOLLARS	AVERAGE AWARDED PRICE	AVERAGE OF LOW 3 BIDDERS
N	OIL ONLY EMERGENCY SPILL KIT, TYPE 1 / U						
	158072M	2022Q1	8	16.00	\$7,402	\$462.63	\$475.78
		2022Q2	7	13.00	\$8,800	\$676.92	\$871.45
			20	41.00	\$20,782	\$506.88	\$640.68

	EROSION CONTROL SEDIMENT REMOVAL / CY						
	158084M	2021Q4	3	374.00	\$2,017	\$5.39	\$1.80
		2022Q1	3	57.00	\$751	\$13.18	\$12.53
		2022Q2	4	672.00	\$7	\$0.01	\$17.76
			10	1,103.00	\$2,774	\$2.52	\$12.08

	TEMPORARY RIPRAP / CY						
	158087M	2022Q2	1	12.00	\$2,400	\$200.00	\$141.67
			1	12.00	\$2,400	\$200.00	\$141.67

	BASIN SAND LAYER / CY						
	158095M	2021Q4	1	150.00	\$7,500	\$50.00	\$108.33
			1	150.00	\$7,500	\$50.00	\$108.33

	BREAKAWAY BARRICADE / U						
	159003M	2021Q3	3	140.00	\$8,810	\$62.93	\$83.98
		2021Q4	5	1,832.00	\$2,169	\$1.18	\$21.40
		2022Q1	10	1,068.00	\$40,321	\$37.75	\$15.58
		2022Q2	7	462.00	\$34,232	\$74.10	\$97.66
			25	3,502.00	\$85,532	\$24.42	\$32.18

	DRUM / U						
	159006M	2021Q3	3	550.00	\$550	\$1.00	\$17.89

(item continued)

WEIGHTED AVERAGE ITEM PRICE REPORT
BY REGION, ITEM, AND QUARTER

REGION	ITEM	CALENDAR QUARTER	NUMBER OF OCCUR'S	TOTAL QUANTITY	TOTAL DOLLARS	AVERAGE AWARDED PRICE	AVERAGE OF LOW 3 BIDDERS
N	DRUM / U						
	159006M	2021Q4	5	3,174.00	\$3,055	\$0.96	\$16.07
		2022Q1	10	1,182.00	\$10,156	\$8.59	\$15.75
		2022Q2	7	1,946.00	\$56,942	\$29.26	\$35.94
			25	6,852.00	\$70,704	\$10.32	\$21.80
	TRAFFIC CONE / U						
	159009M	2021Q3	3	3,150.00	\$33,250	\$10.56	\$10.26
		2021Q4	4	5,300.00	\$26,500	\$5.00	\$7.62
		2022Q1	10	6,300.00	\$23,259	\$3.69	\$2.02
		2022Q2	5	4,200.00	\$13,514	\$3.22	\$5.58
			22	18,950.00	\$96,523	\$5.09	\$5.74
	CONSTRUCTION SIGNS / SF						
	159012M	2021Q3	3	6,206.00	\$106,708	\$17.19	\$19.30
		2021Q4	5	18,277.00	\$81,675	\$4.47	\$10.26
		2022Q1	10	21,958.00	\$222,862	\$10.15	\$8.66
		2022Q2	7	12,657.00	\$278,017	\$21.97	\$18.75
			25	59,098.00	\$689,262	\$11.66	\$12.43
	CONSTRUCTION IDENTIFICATION SIGN, 4' X 8 / U						
	159015M	2021Q3	1	2.00	\$2,024	\$1,012.00	\$1,165.67
		2021Q4	3	8.00	\$7,780	\$972.50	\$1,210.42
		2022Q1	2	4.00	\$4,220	\$1,055.00	\$1,189.33
		2022Q2	7	14.00	\$21,980	\$1,570.00	\$1,406.44
			13	28.00	\$36,004	\$1,285.86	\$1,302.22
	CONSTRUCTION IDENTIFICATION SIGN, 6' X 1 / U						
	159018M	2021Q3	2	7.00	\$9,745	\$1,392.14	\$1,279.05
			2	7.00	\$9,745	\$1,392.14	\$1,279.05

WEIGHTED AVERAGE ITEM PRICE REPORT
BY REGION, ITEM, AND QUARTER

REGION	ITEM	CALENDAR QUARTER	NUMBER OF OCCUR'S	TOTAL QUANTITY	TOTAL DOLLARS	AVERAGE AWARDED PRICE	AVERAGE OF LOW 3 BIDDERS
N	CONSTRUCTION BARRIER CURB / LF						
	159021P	2021Q4	2	9,912.00	\$379,100	\$38.25	\$33.54
		2022Q1	2	1,840.00	\$116,000	\$63.04	\$67.10
		2022Q2	4	17,198.00	\$1,347,800	\$78.37	\$91.96
			8	28,950.00	\$1,842,900	\$63.66	\$70.38
	FLASHING ARROW BOARD, 2' X 4' / U						
	159024M	2021Q4	1	10.00	\$5,000	\$500.00	\$3,166.67
		2022Q1	2	6.00	\$8,004	\$1,334.00	\$911.33
		2022Q2	1	2.00	\$10,000	\$5,000.00	\$2,667.00
			4	18.00	\$23,004	\$1,278.00	\$2,359.37
	FLASHING ARROW BOARD, 4' X 8' / U						
	159027M	2021Q3	3	13.00	\$6,500	\$500.00	\$801.85
		2021Q4	5	22.00	\$34,204	\$1,554.73	\$1,776.58
		2022Q1	7	31.00	\$23,412	\$755.23	\$485.98
		2022Q2	6	33.00	\$39,006	\$1,182.00	\$1,932.55
			21	99.00	\$103,122	\$1,041.64	\$1,296.45
	PORTABLE VARIABLE MESSAGE SIGN W/REMOTE / U						
	159029M	2022Q1	1	4.00	\$4	\$1.00	\$2,217.00
			1	4.00	\$4	\$1.00	\$2,217.00
	PORTABLE VARIABLE MESSAGE SIGN / U						
	159030M	2021Q3	3	22.00	\$174,800	\$7,945.45	\$4,619.91
		2021Q4	5	34.00	\$318,600	\$9,370.59	\$8,486.27
		2022Q1	5	28.00	\$166,016	\$5,929.14	\$3,406.51
		2022Q2	7	39.00	\$138,804	\$3,559.08	\$5,425.65
			20	123.00	\$798,220	\$6,489.59	\$5,667.92

WEIGHTED AVERAGE ITEM PRICE REPORT
BY REGION, ITEM, AND QUARTER

REGION	ITEM	CALENDAR QUARTER	NUMBER OF OCCUR'S	TOTAL QUANTITY	TOTAL DOLLARS	AVERAGE AWARDED PRICE	AVERAGE OF LOW 3 BIDDERS
N	TEMPORARY CRASH CUSHION, INERTIAL BARRIE / U						
	159042M	2021Q4	1	1.00	\$4,400	\$4,400.00	\$7,201.92
		2022Q1	1	2.00	\$20,000	\$10,000.00	\$7,333.67
		2022Q2	2	5.00	\$9,500	\$1,900.00	\$6,473.00
			4	8.00	\$33,900	\$4,237.50	\$6,779.28
	TEMPORARY CRASH CUSHION, INERTIAL BARRIE / U						
	159051M	2021Q4	2	4.00	\$38,720	\$9,680.00	\$8,502.77
		2022Q2	2	10.00	\$37,000	\$3,700.00	\$7,612.67
			4	14.00	\$75,720	\$5,408.57	\$7,866.98
	TEMPORARY CRASH CUSHION, INERTIAL BARRIE / U						
	159054M	2022Q2	1	3.00	\$12,000	\$4,000.00	\$3,300.00
			1	3.00	\$12,000	\$4,000.00	\$3,300.00
	TEMPORARY CRASH CUSHION, INERTIAL BARRIE / U						
	159057M	2022Q2	1	2.00	\$35,000	\$17,500.00	\$12,500.00
			1	2.00	\$35,000	\$17,500.00	\$12,500.00
	TRAFFIC CONTROL TRUCK WITH MOUNTED CRASH / U						
	159108M	2021Q3	3	11.00	\$41,500	\$3,772.73	\$6,505.19
		2021Q4	5	31.00	\$261,004	\$8,419.48	\$10,580.69
		2022Q1	8	35.00	\$117,020	\$3,343.43	\$3,779.75
		2022Q2	7	27.00	\$396,004	\$14,666.82	\$18,900.44
			23	104.00	\$815,528	\$7,841.62	\$10,020.79
	REMOVABLE BLACK LINE MASKING TAPE, 6" / LF						
	159114M	2021Q4	2	33,640.00	\$37,464	\$1.11	\$1.46

(item continued)

WEIGHTED AVERAGE ITEM PRICE REPORT
BY REGION, ITEM, AND QUARTER

REGION	ITEM	CALENDAR QUARTER	NUMBER OF OCCUR'S	TOTAL QUANTITY	TOTAL DOLLARS	AVERAGE AWARDED PRICE	AVERAGE OF LOW 3 BIDDERS
N	REMOVABLE BLACK LINE MASKING TAPE, 6" / LF						
	159114M	2022Q2	1	18,150.00	\$182	\$0.01	\$1.20
			3	51,790.00	\$37,646	\$0.73	\$1.37
	TEMPORARY PAVEMENT MARKING TAPE, 4" / LF						
	159120M	2021Q4	1	20,000.00	\$2,000	\$0.10	\$0.72
		2022Q2	1	24,200.00	\$242	\$0.01	\$1.33
			2	44,200.00	\$2,242	\$0.05	\$1.05
	TEMPORARY TRAFFIC STRIPES, 4" / LF						
	159126M	2022Q2	1	13,400.00	\$4,690	\$0.35	\$0.43
			1	13,400.00	\$4,690	\$0.35	\$0.43
	TEMPORARY PAVEMENT MARKINGS / SF						
	159132M	2022Q1	1	900.00	\$2,700	\$3.00	\$3.00
			1	900.00	\$2,700	\$3.00	\$3.00
	TEMPORARY PAVEMENT MARKERS / U						
	159135M	2021Q4	1	5,000.00	\$5,000	\$1.00	\$0.68
		2022Q2	1	12,000.00	\$12,000	\$1.00	\$2.57
			2	17,000.00	\$17,000	\$1.00	\$2.02
	HMA PATCH / T						
	159138M	2021Q3	3	283.00	\$64,300	\$227.21	\$132.48
		2021Q4	2	1,470.00	\$5,010	\$3.41	\$52.16
		2022Q1	5	273.00	\$38,350	\$140.48	\$109.65
		2022Q2	5	968.00	\$98,222	\$101.47	\$138.01
			15	2,994.00	\$205,882	\$68.76	\$92.75

WEIGHTED AVERAGE ITEM PRICE REPORT
BY REGION, ITEM, AND QUARTER

REGION	ITEM	CALENDAR QUARTER	NUMBER OF OCCUR'S	TOTAL QUANTITY	TOTAL DOLLARS	AVERAGE AWARDED PRICE	AVERAGE OF LOW 3 BIDDERS
N	TRAFFIC DIRECTOR, FLAGGER / HOUR						
	159141M	2021Q3	1	1,000.00	\$137,000	\$137.00	\$137.00
		2021Q4	5	5,064.00	\$157,622	\$31.13	\$22.32
		2022Q1	7	11,680.00	\$165,320	\$14.15	\$6.53
		2022Q2	5	3,240.00	\$121,260	\$37.43	\$54.62
			18	20,984.00	\$581,202	\$27.70	\$23.98

	EMERGENCY TOWING SERVICE / U						
	159144M	2021Q4	1	5.00	\$2,000	\$400.00	\$183.34
		2022Q1	2	2.00	\$300	\$150.00	\$283.33
		2022Q2	4	63.00	\$3,110	\$49.37	\$199.58
			7	70.00	\$5,410	\$77.29	\$200.82

	SCHOOL BUS SERVICE / LS						
	159170M	2022Q2	1	1.00	\$135,000	\$135,000	\$135,000
			1	1.00	\$135,000	\$135,000	\$135,000

	SNOW REMOVAL / LS						
	159190M	2022Q2	3	3.00	\$10,002	\$3,334.00	\$18,778.00
			3	3.00	\$10,002	\$3,334.00	\$18,778.00

	TEMP CRASH CUSH, COMP BAR, TYPE 2, NARR / U						
	159200M	2021Q4	2	27.00	\$160,110	\$5,930.00	\$2,880.02
		2022Q1	1	1.00	\$20,000	\$20,000.00	\$10,000.33
			3	28.00	\$180,110	\$6,432.50	\$3,134.32

	TEMP CRASH CUSH, COMP, TYPE 3, NARROW / U						
	159212M	2022Q1	2	3.00	\$26,000	\$8,666.67	\$10,000.11

(item continued)

WEIGHTED AVERAGE ITEM PRICE REPORT
BY REGION, ITEM, AND QUARTER

REGION	ITEM	CALENDAR QUARTER	NUMBER OF OCCUR'S	TOTAL QUANTITY	TOTAL DOLLARS	AVERAGE AWARDED PRICE	AVERAGE OF LOW 3 BIDDERS
N	TEMP CRASH CUSH, COMP, TYPE 3, NARROW / U						
	159212M	2022Q2	3	10.00	\$255,500	\$25,550.00	\$18,316.67
			5	13.00	\$281,500	\$21,653.85	\$16,397.46

	TRAFFIC STRIPES, LATEX, 4" / LF						
	159300M	2021Q3	2	1,452,062.00	\$153,721	\$0.11	\$0.18
		2021Q4	1	70,000.00	\$28,000	\$0.40	\$0.42
		2022Q1	6	900,785.00	\$159,268	\$0.18	\$0.15
		2022Q2	4	570,951.00	\$247,320	\$0.43	\$0.32
			13	2,993,798.00	\$588,309	\$0.20	\$0.20

	TRAFFIC STRIPES, LATEX, 6" / LF						
	159301M	2021Q3	1	898,280.00	\$8,983	\$0.01	\$0.11
		2022Q1	2	75,000.00	\$9,375	\$0.13	\$0.16
		2022Q2	1	5,000.00	\$5,000	\$1.00	\$0.78
			4	978,280.00	\$23,358	\$0.02	\$0.12

	TRAFFIC STRIPES, LATEX, 8" / LF						
	159302M	2022Q1	5	82,290.00	\$7,763	\$0.09	\$0.05
			5	82,290.00	\$7,763	\$0.09	\$0.05

	TRAFFIC MARKINGS LINES, LATEX, 4" / LF						
	159310M	2021Q4	1	26,129.00	\$5,748	\$0.22	\$0.31
		2022Q1	2	1,000.00	\$530	\$0.53	\$0.63
			3	27,129.00	\$6,278	\$0.23	\$0.32

	TRAFFIC MARKINGS LINES, LATEX, 8" / LF						
	159312M	2021Q3	3	169,100.00	\$10,229	\$0.06	\$0.15

(item continued)

WEIGHTED AVERAGE ITEM PRICE REPORT
BY REGION, ITEM, AND QUARTER

REGION	ITEM	CALENDAR QUARTER	NUMBER OF OCCUR'S	TOTAL QUANTITY	TOTAL DOLLARS	AVERAGE AWARDED PRICE	AVERAGE OF LOW 3 BIDDERS
N	TRAFFIC MARKINGS LINES, LATEX, 8" / LF						
	159312M	2021Q4	1	4,500.00	\$1,800	\$0.40	\$0.42
		2022Q1	4	29,094.00	\$7,331	\$0.25	\$0.21
		2022Q2	3	20,050.00	\$977	\$0.05	\$0.08
			11	222,744.00	\$20,337	\$0.09	\$0.16
	TRAFFIC MARKINGS LINES, LATEX, 12" / LF						
	159313M	2021Q4	1	800.00	\$320	\$0.40	\$0.82
			1	800.00	\$320	\$0.40	\$0.82
	TRAFFIC MARKINGS LINES, LATEX, 24" / LF						
	159314M	2021Q3	3	32,060.00	\$11,091	\$0.35	\$0.99
		2021Q4	2	1,200.00	\$1,920	\$1.60	\$1.96
		2022Q1	5	25,104.00	\$13,793	\$0.55	\$0.59
		2022Q2	4	13,350.00	\$19,095	\$1.43	\$1.77
			14	71,714.00	\$45,898	\$0.64	\$1.01
	TRAFFIC MARKINGS SYMBOLS, LATEX / SF						
	159320M	2021Q3	1	3,570.00	\$5,605	\$1.57	\$2.34
		2021Q4	1	700.00	\$2,310	\$3.30	\$2.80
		2022Q1	4	9,064.00	\$7,721	\$0.85	\$0.84
		2022Q2	1	750.00	\$2,250	\$3.00	\$3.26
			7	14,084.00	\$17,886	\$1.27	\$1.45
	TEMPORARY PROTECTED PEDESTRIAN WALKWAY / LF						
	159400M	2021Q4	1	6,000.00	\$420,000	\$70.00	\$40.00
			1	6,000.00	\$420,000	\$70.00	\$40.00

WEIGHTED AVERAGE ITEM PRICE REPORT
BY REGION, ITEM, AND QUARTER

REGION	ITEM	CALENDAR QUARTER	NUMBER OF OCCUR'S	TOTAL QUANTITY	TOTAL DOLLARS	AVERAGE AWARDED PRICE	AVERAGE OF LOW 3 BIDDERS
N	FUEL PRICE ADJUSTMENT / DOLL						
	160004M	2021Q3	2	2.00	\$30,400	\$15,200.00	\$15,200.00
		2021Q4	3	3.00	\$108,900	\$36,300.00	\$36,300.00
		2022Q1	6	74,704.00	\$82,100	\$1.10	\$1.10
		2022Q2	6	6.00	\$166,400	\$27,733.33	\$27,733.33
			17	74,715.00	\$387,800	\$5.19	\$5.19
	ASPHALT PRICE ADJUSTMENT / DOLL						
	160007M	2021Q3	2	2.00	\$117,200	\$58,600.00	\$58,600.00
		2021Q4	2	2.00	\$254,400	\$127,200	\$127,200
		2022Q1	5	117,103.00	\$130,300	\$1.11	\$1.11
		2022Q2	6	6.00	\$345,000	\$57,500.00	\$57,500.00
			15	117,113.00	\$846,900	\$7.23	\$7.23
	FINAL CLEANUP / LS						
	161003P	2021Q3	3	3.00	\$39,500	\$13,166.67	\$10,222.22
		2021Q4	10	10.00	\$96,825	\$9,682.50	\$10,893.66
		2022Q1	6	6.00	\$54,500	\$9,083.33	\$7,774.44
		2022Q2	7	7.00	\$74,000	\$10,571.43	\$13,326.49
			26	26.00	\$264,825	\$10,185.58	\$10,751.36
	VIBRATION MONITORING / LS						
	162006P	2022Q1	1	1.00	\$10,000	\$10,000.00	\$8,333.67
		2022Q2	2	2.00	\$40,000	\$20,000.00	\$57,500.00
			3	3.00	\$50,000	\$16,666.67	\$41,111.22
	CLEARING SITE / LS						
	201003P	2021Q3	3	3.00	\$50,500	\$16,833.33	\$11,444.44
		2021Q4	3	3.00	\$293,000	\$97,666.67	\$128,667

(item continued)

WEIGHTED AVERAGE ITEM PRICE REPORT
BY REGION, ITEM, AND QUARTER

REGION	ITEM	CALENDAR QUARTER	NUMBER OF OCCUR'S	TOTAL QUANTITY	TOTAL DOLLARS	AVERAGE AWARDED PRICE	AVERAGE OF LOW 3 BIDDERS
N	CLEARING SITE / LS						
	201003P	2022Q1	6	6.00	\$229,500	\$38,250.00	\$35,216.67
		2022Q2	7	7.00	\$645,000	\$92,142.86	\$104,717
			19	19.00	\$1,218,000	\$64,105.26	\$71,823.96
	CLEARING SITE, BRIDGE (___) / LS						
	201006P	2021Q4	2	2.00	\$23,455	\$11,727.50	\$10,975.83
		2022Q1	3	3.00	\$2,914,070	\$971,357	\$709,046
		2022Q2	2	2.00	\$225,000	\$112,500	\$112,500
			7	7.00	\$3,162,525	\$451,789	\$339,156
	RESET MONITORING WELL BOX / U						
	201020M	2022Q2	1	3.00	\$3,000	\$1,000.00	\$1,100.00
			1	3.00	\$3,000	\$1,000.00	\$1,100.00
	ASBESTOS REMOVAL, BRIDGE NO. ___ / LS						
	201037P	2022Q1	1	1.00	\$3,000	\$3,000.00	\$3,333.67
			1	1.00	\$3,000	\$3,000.00	\$3,333.67
	TEMPORARY SHIELDING / LS						
	201039P	2021Q4	1	1.00	\$9,790	\$9,790.00	\$7,196.67
		2022Q1	3	3.00	\$201,000	\$67,000.00	\$158,000
		2022Q2	1	1.00	\$5,000	\$5,000.00	\$182,367
			5	5.00	\$215,790	\$43,158.00	\$132,713
	STRIPPING / ACRE						
	202003P	2021Q4	1	4.00	\$26,000	\$6,500.00	\$7,667.00

(item continued)

WEIGHTED AVERAGE ITEM PRICE REPORT
BY REGION, ITEM, AND QUARTER

REGION	ITEM	CALENDAR QUARTER	NUMBER OF OCCUR'S	TOTAL QUANTITY	TOTAL DOLLARS	AVERAGE AWARDED PRICE	AVERAGE OF LOW 3 BIDDERS
N	STRIPPING / ACRE						
	202003P	2022Q2	3	4.00	\$36,000	\$9,000.00	\$12,541.67
			4	8.00	\$62,000	\$7,750.00	\$10,104.33

	EXCAVATION, TEST PIT / CY						
	202006M	2021Q4	2	275.00	\$37,500	\$136.36	\$231.21
		2022Q1	2	60.00	\$7,000	\$116.67	\$105.56
		2022Q2	4	410.00	\$66,500	\$162.20	\$219.59
			8	745.00	\$111,000	\$148.99	\$214.69

	EXCAVATION, UNCLASSIFIED / CY						
	202009P	2021Q4	3	13,185.00	\$345,257	\$26.19	\$37.54
		2022Q1	8	7,153.00	\$193,270	\$27.02	\$36.50
		2022Q2	11	18,253.00	\$1,069,992	\$58.62	\$62.55
			22	38,591.00	\$1,608,519	\$41.68	\$49.18

	EXCAVATION, REGULATED MATERIAL / CY						
	202015P	2022Q2	1	7,450.00	\$417,200	\$56.00	\$62.00
			1	7,450.00	\$417,200	\$56.00	\$62.00

	REMOVAL OF PAVEMENT / SY						
	202021P	2021Q4	2	12,296.00	\$490,778	\$39.91	\$35.40
		2022Q1	3	898.00	\$30,360	\$33.81	\$35.93
		2022Q2	4	38,857.00	\$1,146,610	\$29.51	\$32.15
			9	52,051.00	\$1,667,748	\$32.04	\$32.98

	DISPOSAL OF REGULATED MATERIAL / T						
	202024M	2021Q4	4	380.00	\$21,032	\$55.35	\$66.04

(item continued)

WEIGHTED AVERAGE ITEM PRICE REPORT
BY REGION, ITEM, AND QUARTER

REGION	ITEM	CALENDAR QUARTER	NUMBER OF OCCUR'S	TOTAL QUANTITY	TOTAL DOLLARS	AVERAGE AWARDED PRICE	AVERAGE OF LOW 3 BIDDERS
N	DISPOSAL OF REGULATED MATERIAL / T						
	202024M	2022Q2	1	13,075.00	\$719,125	\$55.00	\$66.00
			5	13,455.00	\$740,157	\$55.01	\$66.00
	SUBSOIL SCARIFICATION / SY						
	202050M	2021Q4	1	833.00	\$1,666	\$2.00	\$3.00
			1	833.00	\$1,666	\$2.00	\$3.00
	EXCAVATION, VERTICAL TEST HOLE / U						
	202051M	2021Q4	1	15.00	\$16,500	\$1,100.00	\$1,150.00
			1	15.00	\$16,500	\$1,100.00	\$1,150.00
	BREAKING PAVEMENT / SY						
	203003P	2022Q2	1	1,131.00	\$22,620	\$20.00	\$11.00
			1	1,131.00	\$22,620	\$20.00	\$11.00
	I-7 SOIL AGGREGATE / CY						
	203006P	2021Q4	1	21.00	\$1,339	\$63.75	\$56.25
			1	21.00	\$1,339	\$63.75	\$56.25
	I-8 SOIL AGGREGATE / CY						
	203007P	2021Q4	1	600.00	\$36,000	\$60.00	\$60.67
			1	600.00	\$36,000	\$60.00	\$60.67
	I-9 SOIL AGGREGATE / CY						
	203009P	2022Q1	2	590.00	\$65,900	\$111.69	\$90.56
			2	590.00	\$65,900	\$111.69	\$90.56

WEIGHTED AVERAGE ITEM PRICE REPORT
BY REGION, ITEM, AND QUARTER

REGION	ITEM	CALENDAR QUARTER	NUMBER OF OCCUR'S	TOTAL QUANTITY	TOTAL DOLLARS	AVERAGE AWARDED PRICE	AVERAGE OF LOW 3 BIDDERS
N	I-10 SOIL AGGREGATE / CY						
	203012P	2022Q2	1	50.00	\$15,000	\$300.00	\$180.00
			1	50.00	\$15,000	\$300.00	\$180.00
	I-14 SOIL AGGREGATE / CY						
	203021P	2021Q4	1	260.00	\$11,700	\$45.00	\$81.67
		2022Q1	1	34.00	\$340	\$10.00	\$38.33
		2022Q2	2	6,440.00	\$13,793	\$2.14	\$20.62
			4	6,734.00	\$25,833	\$3.84	\$23.07
	GEOTEXTILE / SY						
	203040M	2022Q1	2	1,000.00	\$1,000	\$1.00	\$0.86
		2022Q2	1	17,275.00	\$51,825	\$3.00	\$2.75
			3	18,275.00	\$52,825	\$2.89	\$2.65
	GEOTEXTILE, ROADWAY STABILIZATION / SY						
	203041P	2021Q4	2	3,300.00	\$10,400	\$3.15	\$2.76
		2022Q2	1	1,318.00	\$6,590	\$5.00	\$4.17
			3	4,618.00	\$16,990	\$3.68	\$3.16
	CONTROLLED LOW STRENGTH MATERIAL / CY						
	203050M	2022Q2	1	140.00	\$140	\$1.00	\$167.00
			1	140.00	\$140	\$1.00	\$167.00
	FLOWABLE CONCRETE FILL / CY						
	203054M	2022Q2	1	112.00	\$33,600	\$300.00	\$338.33
			1	112.00	\$33,600	\$300.00	\$338.33

WEIGHTED AVERAGE ITEM PRICE REPORT
BY REGION, ITEM, AND QUARTER

REGION	ITEM	CALENDAR QUARTER	NUMBER OF OCCUR'S	TOTAL QUANTITY	TOTAL DOLLARS	AVERAGE AWARDED PRICE	AVERAGE OF LOW 3 BIDDERS
N	LIGHTWEIGHT SOIL AGGREGATE / CY						
	203056P	2022Q2	1	2,200.00	\$330,000	\$150.00	\$130.00
			1	2,200.00	\$330,000	\$150.00	\$130.00

	SUBBASE / CY						
	301006P	2021Q4	1	3,458.00	\$172,900	\$50.00	\$56.67
		2022Q1	2	143.00	\$11,840	\$82.80	\$119.27
		2022Q2	1	220.00	\$20,900	\$95.00	\$120.00
			4	3,821.00	\$205,640	\$53.82	\$62.66

	DENSE-GRADED AGGREGATE BASE COURSE, 4" T / SY						
	302033P	2021Q4	2	2,070.00	\$15,924	\$7.69	\$7.74
		2022Q2	1	2,401.00	\$43,218	\$18.00	\$20.73
			3	4,471.00	\$59,142	\$13.23	\$14.71

	DENSE-GRADED AGGREGATE BASE COURSE, 6" T / SY						
	302036P	2021Q4	2	2,260.00	\$7,719	\$3.42	\$21.65
		2022Q2	1	11,955.00	\$101,618	\$8.50	\$13.83
			3	14,215.00	\$109,336	\$7.69	\$15.08

	DENSE-GRADED AGGREGATE BASE COURSE, 8" T / SY						
	302042P	2021Q4	1	10,709.00	\$85,672	\$8.00	\$9.83
		2022Q1	2	729.00	\$18,915	\$25.95	\$20.23
		2022Q2	2	2,240.00	\$59,192	\$26.43	\$30.40
			5	13,678.00	\$163,779	\$11.97	\$13.76

	DENSE-GRADED AGGREGATE BASE COURSE, 12" / SY						
	302048P	2022Q2	2	24,354.00	\$323,482	\$13.28	\$14.86
			2	24,354.00	\$323,482	\$13.28	\$14.86

WEIGHTED AVERAGE ITEM PRICE REPORT
BY REGION, ITEM, AND QUARTER

REGION	ITEM	CALENDAR QUARTER	NUMBER OF OCCUR'S	TOTAL QUANTITY	TOTAL DOLLARS	AVERAGE AWARDED PRICE	AVERAGE OF LOW 3 BIDDERS
N	DENSE-GRADED AGGREGATE	BASE COURSE, VARI / CY					
	302051P	2021Q3	2	32.00	\$7,300	\$228.13	\$126.04
		2021Q4	1	100.00	\$4,500	\$45.00	\$100.00
		2022Q1	5	961.00	\$26,500	\$27.58	\$24.95
		2022Q2	4	835.00	\$77,620	\$92.96	\$76.67
			12	1,928.00	\$115,920	\$60.12	\$52.92
	COARSE GRADE AGGREGATE, SIZE NO. 4 / CY						
	302053P	2021Q4	1	300.00	\$15,000	\$50.00	\$70.00
			1	300.00	\$15,000	\$50.00	\$70.00
	COARSE AGGREGATE, SIZE NO. 57 / CY						
	302060P	2021Q4	1	500.00	\$5	\$0.01	\$36.67
		2022Q1	4	2,583.00	\$132,686	\$51.37	\$60.78
		2022Q2	4	99.00	\$8,460	\$85.45	\$123.88
			9	3,182.00	\$141,151	\$44.36	\$58.95
	CONCRETE BASE COURSE, 8" THICK / SY						
	304003P	2021Q4	1	1,176.00	\$135,240	\$115.00	\$95.00
			1	1,176.00	\$135,240	\$115.00	\$95.00
	HMA MILLING, 3" OR LESS / SY						
	401009P	2021Q3	2	8,006.00	\$88,557	\$11.06	\$10.75
		2021Q4	3	252,033.00	\$1,058,151	\$4.20	\$5.53
		2022Q1	8	829,828.00	\$2,387,313	\$2.88	\$3.12
		2022Q2	6	436,681.00	\$2,366,194	\$5.42	\$6.71
			19	1,526,548.00	\$5,900,214	\$3.87	\$4.59

WEIGHTED AVERAGE ITEM PRICE REPORT
BY REGION, ITEM, AND QUARTER

REGION	ITEM	CALENDAR QUARTER	NUMBER OF OCCUR'S	TOTAL QUANTITY	TOTAL DOLLARS	AVERAGE AWARDED PRICE	AVERAGE OF LOW 3 BIDDERS
N	HMA MILLING, MORE THAN 3" TO 6" / SY						
	401012P	2021Q4	1	53.00	\$318	\$6.00	\$22.00
		2022Q1	2	37,000.00	\$11,100	\$0.30	\$1.45
		2022Q2	2	1,761.00	\$14,208	\$8.07	\$9.50
			5	38,814.00	\$25,626	\$0.66	\$1.84
	HMA MILLING, MORE THAN 6" TO 9" / SY						
	401014P	2022Q2	1	38.00	\$418	\$11.00	\$16.33
			1	38.00	\$418	\$11.00	\$16.33
	CONCRETE MILLING / SY						
	401015P	2021Q4	1	1,500.00	\$9,000	\$6.00	\$6.75
		2022Q1	3	4,100.00	\$22,600	\$5.51	\$4.63
		2022Q2	1	17,000.00	\$17,000	\$1.00	\$9.58
			5	22,600.00	\$48,600	\$2.15	\$8.50
	MICRO-MILLING / SY						
	401017P	2021Q3	3	237,285.00	\$1,051,869	\$4.43	\$4.92
		2022Q1	1	1,798.00	\$37,758	\$21.00	\$21.00
		2022Q2	1	100,100.00	\$615,615	\$6.15	\$6.25
			5	339,183.00	\$1,705,242	\$5.03	\$5.40
	HOT MIX ASPHALT PAVEMENT REPAIR / SY						
	401021M	2021Q3	2	750.00	\$73,750	\$98.33	\$53.11
		2021Q4	3	2,600.00	\$36,265	\$13.95	\$23.50
		2022Q1	5	3,507.00	\$38,857	\$11.08	\$25.75
		2022Q2	4	5,450.00	\$61,100	\$11.21	\$46.48
			14	12,307.00	\$209,972	\$17.06	\$36.12

WEIGHTED AVERAGE ITEM PRICE REPORT
BY REGION, ITEM, AND QUARTER

REGION	ITEM	CALENDAR QUARTER	NUMBER OF OCCUR'S	TOTAL QUANTITY	TOTAL DOLLARS	AVERAGE AWARDED PRICE	AVERAGE OF LOW 3 BIDDERS
N	SEALING OF CRACKS IN HOT MIX ASPHALT SUR / LF						
	401024M	2021Q3	2	3,000.00	\$9,800	\$3.27	\$2.42
		2022Q1	3	6,000.00	\$5,723	\$0.95	\$0.96
		2022Q2	1	1,000.00	\$1,000	\$1.00	\$2.33
			6	10,000.00	\$16,523	\$1.65	\$1.54
	POLYMERIZED JOINT ADHESIVE / LF						
	401027M	2021Q3	2	157,922.00	\$61,598	\$0.39	\$0.51
		2021Q4	3	165,873.00	\$62,705	\$0.38	\$0.52
		2022Q1	8	935,424.00	\$104,608	\$0.11	\$0.17
		2022Q2	6	584,648.00	\$319,374	\$0.55	\$0.47
			19	1,843,867.00	\$548,285	\$0.30	\$0.33
	TACK COAT / GAL						
	401030M	2021Q3	3	74,050.00	\$297,250	\$4.01	\$4.11
		2021Q4	3	21,834.00	\$268	\$0.01	\$1.24
		2022Q1	8	158,407.00	\$70,860	\$0.45	\$0.57
		2022Q2	6	101,807.00	\$11,700	\$0.11	\$2.66
			20	356,098.00	\$380,078	\$1.07	\$1.94
	PRIME COAT / GAL						
	401036M	2021Q4	2	6,200.00	\$62	\$0.01	\$0.01
		2022Q1	2	300.00	\$48	\$0.16	\$0.68
		2022Q2	3	13,437.00	\$134	\$0.01	\$0.13
			7	19,937.00	\$244	\$0.01	\$0.10
	HOT MIX ASPHALT 9.5 M 64 SURFACE COURSE / T						
	401042M	2021Q4	1	17.00	\$4,250	\$250.00	\$366.67
		2022Q1	3	20,487.00	\$2,043,039	\$99.72	\$101.02

(item continued)

WEIGHTED AVERAGE ITEM PRICE REPORT
BY REGION, ITEM, AND QUARTER

REGION	ITEM	CALENDAR QUARTER	NUMBER OF OCCUR'S	TOTAL QUANTITY	TOTAL DOLLARS	AVERAGE AWARDED PRICE	AVERAGE OF LOW 3 BIDDERS
N	HOT MIX ASPHALT 9.5 M 64 SURFACE COURSE / T						
	401042M	2022Q2	1	50.00	\$8,250	\$165.00	\$217.73
			5	20,554.00	\$2,055,539	\$100.01	\$101.53

	HOT MIX ASPHALT 9.5 ME SURFACE COURSE / T						
	401049M	2021Q3	1	1,155.00	\$144,722	\$125.30	\$142.57
		2022Q1	3	4,117.00	\$491,040	\$119.27	\$120.15
		2022Q2	1	1,628.00	\$268,620	\$165.00	\$165.07
			5	6,900.00	\$904,382	\$131.07	\$134.50

	HOT MIX ASPHALT 12.5 M 64 SURFACE COURSE / T						
	401054M	2021Q3	1	225.00	\$45,000	\$200.00	\$207.97
		2022Q1	5	22,956.00	\$2,419,582	\$105.40	\$103.39
		2022Q2	5	21,403.00	\$2,547,308	\$119.02	\$129.02
			11	44,584.00	\$5,011,890	\$112.41	\$116.22

	HMA 12.5 M E SURFACE COURSE / T						
	401061M	2021Q4	2	43,183.00	\$4,911,494	\$113.74	\$120.76
		2022Q1	5	20,661.00	\$2,318,556	\$112.22	\$109.47
		2022Q2	2	3,941.00	\$451,790	\$114.64	\$133.79
			9	67,785.00	\$7,681,840	\$113.33	\$118.08

	HOT MIX ASPHALT 12.5 M 64 INTERMEDIATE C / T						
	401072M	2022Q1	4	2,339.00	\$236,445	\$101.09	\$105.65
		2022Q2	2	907.00	\$129,975	\$143.30	\$156.87
			6	3,246.00	\$366,420	\$112.88	\$119.96

	HMA 9.5 M E INTERMEDIATE COURSE / T						
	401073M	2022Q1	1	4,148.00	\$492,160	\$118.65	\$114.72
			1	4,148.00	\$492,160	\$118.65	\$114.72

WEIGHTED AVERAGE ITEM PRICE REPORT
BY REGION, ITEM, AND QUARTER

REGION	ITEM	CALENDAR QUARTER	NUMBER OF OCCUR'S	TOTAL QUANTITY	TOTAL DOLLARS	AVERAGE AWARDED PRICE	AVERAGE OF LOW 3 BIDDERS
N	HMA 12.5 M E INTERMEDIATE COURSE / T						
	401079M	2021Q4	1	213.00	\$20,661	\$97.00	\$117.33
		2022Q1	1	17.00	\$2,040	\$120.00	\$201.67
		2022Q2	2	4,101.00	\$449,010	\$109.49	\$144.02
			4	4,331.00	\$471,711	\$108.92	\$142.93

	HOT MIX ASPHALT 19 M 64 INTERMEDIATE COU / T						
	401084M	2021Q4	1	7,159.00	\$680,105	\$95.00	\$92.67
			1	7,159.00	\$680,105	\$95.00	\$92.67

	HOT MIX ASPHALT 25 M 64 BASE COURSE / T						
	401099M	2021Q4	2	7,807.00	\$740,029	\$94.79	\$94.10
		2022Q1	4	1,206.00	\$127,000	\$105.31	\$119.62
		2022Q2	4	20,180.00	\$2,041,900	\$101.18	\$125.77
			10	29,193.00	\$2,908,929	\$99.64	\$117.04

	CORE SAMPLES, HOT MIX ASPHALT / U						
	401108M	2021Q3	2	195.00	\$9,120	\$46.77	\$73.87
		2021Q4	3	430.00	\$59,625	\$138.66	\$181.76
		2022Q1	6	767.00	\$52,975	\$69.07	\$72.46
		2022Q2	6	570.00	\$109,125	\$191.45	\$191.17
			17	1,962.00	\$230,845	\$117.66	\$131.04

	HMA LONGITUDINAL JOINT REPAIR / SY						
	401113M	2021Q3	2	7,030.00	\$112,800	\$16.05	\$14.68
		2022Q1	1	500.00	\$40,000	\$80.00	\$80.00
			3	7,530.00	\$152,800	\$20.29	\$19.02

WEIGHTED AVERAGE ITEM PRICE REPORT
BY REGION, ITEM, AND QUARTER

REGION	ITEM	CALENDAR QUARTER	NUMBER OF OCCUR'S	TOTAL QUANTITY	TOTAL DOLLARS	AVERAGE AWARDED PRICE	AVERAGE OF LOW 3 BIDDERS
N	ULTRA-THIN FRICTION COURSE / T						
	403003M	2021Q3	1	26,951.00	\$4,824,229	\$179.00	\$167.95
			1	26,951.00	\$4,824,229	\$179.00	\$167.95
	POLYMER MODIFIED TACK COAT / GAL						
	403005M	2021Q3	1	159,159.00	\$1,592	\$0.01	\$4.02
		2022Q1	1	7,525.00	\$75	\$0.01	\$3.66
		2022Q2	1	95,500.00	\$9,550	\$0.10	\$2.24
			3	262,184.00	\$11,217	\$0.04	\$3.36
	STONE MATRIX ASPHALT 12.5 MM SURFACE COU / T						
	404006M	2022Q1	4	10,156.00	\$1,402,147	\$138.06	\$131.74
		2022Q2	2	37,058.00	\$5,577,770	\$150.51	\$168.73
			6	47,214.00	\$6,979,917	\$147.84	\$160.78
	UNDERLAYER PREPARATION / SY						
	405003P	2021Q4	1	1,176.00	\$4,704	\$4.00	\$1.95
			1	1,176.00	\$4,704	\$4.00	\$1.95
	HIGH PERFORMANCE THIN OVERLAY / T						
	406005M	2021Q3	1	14,663.00	\$2,210,447	\$150.75	\$149.80
		2022Q1	1	2,770.00	\$432,120	\$156.00	\$166.33
		2022Q2	1	22,800.00	\$3,361,860	\$147.45	\$165.37
			3	40,233.00	\$6,004,427	\$149.24	\$159.76
	BINDER RICH INTERMEDIATE COURSE, 4.75MM / T						
	407010M	2022Q2	1	8,048.00	\$2,655,840	\$330.00	\$296.67
			1	8,048.00	\$2,655,840	\$330.00	\$296.67

WEIGHTED AVERAGE ITEM PRICE REPORT
BY REGION, ITEM, AND QUARTER

REGION	ITEM	CALENDAR QUARTER	NUMBER OF OCCUR'S	TOTAL QUANTITY	TOTAL DOLLARS	AVERAGE AWARDED PRICE	AVERAGE OF LOW 3 BIDDERS
N	MICROPAVING JOINTS / LF						
	421007M	2021Q3	3	453,518.00	\$2,084,314	\$4.60	\$4.87
		2022Q1	1	16,750.00	\$67,838	\$4.05	\$4.05
			4	470,268.00	\$2,152,151	\$4.58	\$4.84
	SLURRY SEAL AGGREGATE, TYPE II / T						
	421010M	2021Q3	2	4,926.00	\$591,418	\$120.06	\$122.74
		2022Q1	1	1,410.00	\$160,106	\$113.55	\$113.55
			3	6,336.00	\$751,523	\$118.61	\$120.69
	SLURRY SEAL EMULSION / GAL						
	421011M	2021Q3	2	145,067.00	\$1,600,803	\$11.03	\$11.29
		2022Q1	1	41,697.00	\$448,660	\$10.76	\$10.76
			3	186,764.00	\$2,049,462	\$10.97	\$11.18
	FOG SEAL STRIP / LF						
	422004M	2021Q3	1	30,800.00	\$21,560	\$0.70	\$0.70
		2021Q4	1	20,000.00	\$21,000	\$1.05	\$1.77
		2022Q1	4	28,967.00	\$34,718	\$1.20	\$1.25
		2022Q2	1	15,800.00	\$79,000	\$5.00	\$3.90
			7	95,567.00	\$156,278	\$1.64	\$1.62
	HIGH FRICTION SURFACE TREATMENT / SY						
	423003M	2021Q4	1	2,600.00	\$93,600	\$36.00	\$39.33
			1	2,600.00	\$93,600	\$36.00	\$39.33
	HIGH FRICTION MAINTENANCE BOND / LS						
	423004P	2021Q4	1	1.00	\$10,000	\$10,000.00	\$11,500.00
			1	1.00	\$10,000	\$10,000.00	\$11,500.00

WEIGHTED AVERAGE ITEM PRICE REPORT
BY REGION, ITEM, AND QUARTER

REGION	ITEM	CALENDAR QUARTER	NUMBER OF OCCUR'S	TOTAL QUANTITY	TOTAL DOLLARS	AVERAGE AWARDED PRICE	AVERAGE OF LOW 3 BIDDERS
N	PARTIAL DEPTH CONCRETE REPAIR / SY						
	452003M	2021Q4	1	500.00	\$5,000	\$10.00	\$275.00
			1	500.00	\$5,000	\$10.00	\$275.00

	PARTIAL DEPTH CONCRETE REPAIR, HOT APPL / SY						
	452004M	2022Q2	1	223.00	\$263,140	\$1,180.00	\$1,529.75
			1	223.00	\$263,140	\$1,180.00	\$1,529.75

	FULL DEPTH CONCRETE PAVEMENT REPAIR, HMA / SY						
	453006M	2021Q3	2	600.00	\$15,000	\$25.00	\$62.50
		2021Q4	1	300.00	\$22,500	\$75.00	\$111.67
		2022Q1	4	950.00	\$58,250	\$61.32	\$106.34
		2022Q2	1	6,800.00	\$6,800	\$1.00	\$54.00
			8	8,650.00	\$102,550	\$11.86	\$62.34

	FULL DEPTH CONCRETE PAVEMENT REPAIR, PRE / SY						
	453013M	2022Q2	1	180.00	\$411,300	\$2,285.00	\$1,949.35
			1	180.00	\$411,300	\$2,285.00	\$1,949.35

	CLEANING AND SEALING JOINTS AND CRACKS I / LF						
	456006M	2022Q2	1	135,000.00	\$587,250	\$4.35	\$3.57
			1	135,000.00	\$587,250	\$4.35	\$3.57

	TEMPORARY SHEETING / SF						
	501003P	2021Q4	1	4,000.00	\$160,000	\$40.00	\$13.67
		2022Q1	2	4,244.00	\$122,480	\$28.86	\$12.58
		2022Q2	6	9,315.00	\$68,506	\$7.35	\$41.46
			9	17,559.00	\$350,986	\$19.99	\$28.15

WEIGHTED AVERAGE ITEM PRICE REPORT
BY REGION, ITEM, AND QUARTER

REGION	ITEM	CALENDAR QUARTER	NUMBER OF OCCUR'S	TOTAL QUANTITY	TOTAL DOLLARS	AVERAGE AWARDED PRICE	AVERAGE OF LOW 3 BIDDERS
N	PERMANENT SHEETING / SF						
	501006P	2022Q2	1	1,734.00	\$346,800	\$200.00	\$203.33
			1	1,734.00	\$346,800	\$200.00	\$203.33
	TEMPORARY COFFERDAM / LS						
	501009P	2021Q4	1	1.00	\$0	\$0.01	\$11,667.00
		2022Q2	1	1.00	\$1,325,000	\$1,325,000	\$1,664,431
			2	2.00	\$1,325,000	\$662,500	\$838,049
	FURNISHING EQUIPMENT FOR DRIVING PILES / LS						
	502003P	2022Q2	1	1.00	\$150,000	\$150,000	\$216,000
			1	1.00	\$150,000	\$150,000	\$216,000
	TEST PILE, FURNISHED / LF						
	502009M	2022Q2	1	614.00	\$61,400	\$100.00	\$165.00
			1	614.00	\$61,400	\$100.00	\$165.00
	TEST PILE, DRIVEN / LF						
	502012M	2022Q2	1	614.00	\$92,100	\$150.00	\$101.67
			1	614.00	\$92,100	\$150.00	\$101.67
	DYNAMIC PILE LOAD TEST / U						
	502018M	2022Q2	1	9.00	\$27,000	\$3,000.00	\$3,683.33
			1	9.00	\$27,000	\$3,000.00	\$3,683.33
	CAST-IN-PLACE CONCRETE PILE, FURNISHED, / LF						
	502030M	2022Q2	1	6,821.00	\$682,100	\$100.00	\$121.67
			1	6,821.00	\$682,100	\$100.00	\$121.67

WEIGHTED AVERAGE ITEM PRICE REPORT
BY REGION, ITEM, AND QUARTER

REGION	ITEM	CALENDAR QUARTER	NUMBER OF OCCUR'S	TOTAL QUANTITY	TOTAL DOLLARS	AVERAGE AWARDED PRICE	AVERAGE OF LOW 3 BIDDERS
N	CAST-IN-PLACE CONCRETE PILE, DRIVEN, 18" / LF						
	502054M	2022Q2	1	6,821.00	\$545,680	\$80.00	\$77.67
			1	6,821.00	\$545,680	\$80.00	\$77.67

	PILE SHOE / U						
	502207M	2022Q2	1	126.00	\$94,500	\$750.00	\$566.67
			1	126.00	\$94,500	\$750.00	\$566.67

	RESTRIKE WITH PDA AND CAPWAP ANALYSIS / U						
	502307M	2022Q2	1	2.00	\$30,000	\$15,000.00	\$11,166.67
			1	2.00	\$30,000	\$15,000.00	\$11,166.67

	FURNISHING DRILLED SHAFT EQUIPMENT / LS						
	503003P	2022Q2	5	5.00	\$89,000	\$17,800.00	\$55,266.67
			5	5.00	\$89,000	\$17,800.00	\$55,266.67

	CROSSHOLE SONIC LOGGING / U						
	503012M	2022Q2	4	7.00	\$35,000	\$5,000.00	\$4,297.62
			4	7.00	\$35,000	\$5,000.00	\$4,297.62

	SHAFT CORING / LF						
	503015M	2022Q2	4	43.00	\$6,880	\$160.00	\$536.71
			4	43.00	\$6,880	\$160.00	\$536.71

	DRILLED SHAFT IN SOIL 36" DIAMETER / LF						
	503018M	2022Q2	1	116.00	\$185,600	\$1,600.00	\$1,360.00
			1	116.00	\$185,600	\$1,600.00	\$1,360.00

WEIGHTED AVERAGE ITEM PRICE REPORT
 BY REGION, ITEM, AND QUARTER

REGION	ITEM	CALENDAR QUARTER	NUMBER OF OCCUR'S	TOTAL QUANTITY	TOTAL DOLLARS	AVERAGE AWARDED PRICE	AVERAGE OF LOW 3 BIDDERS
N	DRILLED SHAFT IN SOIL 48" DIAMETER / LF						
	503021M	2022Q2	1	655.00	\$982,500	\$1,500.00	\$758.33
			1	655.00	\$982,500	\$1,500.00	\$758.33
	DRILLED SHAFT IN SOIL 60" DIAMETER / LF						
	503027M	2022Q2	3	73.00	\$175,770	\$2,407.81	\$2,023.72
			3	73.00	\$175,770	\$2,407.81	\$2,023.72
	DRILLED SHAFT IN ROCK, 42" DIAMETER / LF						
	503035M	2022Q2	1	400.00	\$1,200,000	\$3,000.00	\$1,416.67
			1	400.00	\$1,200,000	\$3,000.00	\$1,416.67
	DRILLED SHAFT IN ROCK 60" DIAMETER / LF						
	503042M	2022Q2	1	10.00	\$48,000	\$4,800.00	\$3,891.67
			1	10.00	\$48,000	\$4,800.00	\$3,891.67
	TOMOGRAPHY / U						
	503051M	2022Q2	4	4.00	\$7,200	\$1,800.00	\$2,616.67
			4	4.00	\$7,200	\$1,800.00	\$2,616.67
	REINFORCEMENT STEEL / LB						
	504003P	2022Q1	1	201,480.00	\$312,294	\$1.55	\$2.07
		2022Q2	1	23,500.00	\$70,500	\$3.00	\$2.40
			2	224,980.00	\$382,794	\$1.70	\$2.10
	REINFORCEMENT STEEL, EPOXY-COATED / LB						
	504006P	2021Q4	2	590.00	\$1,387	\$2.35	\$8.03

(item continued)

WEIGHTED AVERAGE ITEM PRICE REPORT
BY REGION, ITEM, AND QUARTER

REGION	ITEM	CALENDAR QUARTER	NUMBER OF OCCUR'S	TOTAL QUANTITY	TOTAL DOLLARS	AVERAGE AWARDED PRICE	AVERAGE OF LOW 3 BIDDERS
N	REINFORCEMENT STEEL, EPOXY-COATED / LB						
	504006P	2022Q1	2	212,075.00	\$424,150	\$2.00	\$2.01
		2022Q2	8	145,982.00	\$521,083	\$3.57	\$2.93
			12	358,647.00	\$946,619	\$2.64	\$2.40
	DRILL AND GROUT REINFORCEMENT STEEL / LF						
	504010P	2022Q1	1	726.00	\$16,698	\$23.00	\$24.33
		2022Q2	2	45.00	\$3,675	\$81.67	\$108.33
			3	771.00	\$20,373	\$26.42	\$29.24
	CONCRETE FOOTING / CY						
	504015P	2022Q1	1	696.00	\$417,600	\$600.00	\$566.67
		2022Q2	5	410.00	\$450,700	\$1,099.27	\$850.24
			6	1,106.00	\$868,300	\$785.08	\$671.79
	CONCRETE WING WALL / CY						
	504018P	2022Q1	2	658.00	\$1,193,200	\$1,813.37	\$2,067.22
		2022Q2	1	191.00	\$286,500	\$1,500.00	\$1,800.00
			3	849.00	\$1,479,700	\$1,742.87	\$2,007.11
	CONCRETE ABUTMENT WALL / CY						
	504024P	2022Q1	2	176.00	\$241,600	\$1,372.73	\$1,066.67
		2022Q2	1	214.00	\$321,000	\$1,500.00	\$1,816.67
			3	390.00	\$562,600	\$1,442.56	\$1,478.21
	CONCRETE PIER COLUMN AND CAP, HPC / CY						
	504026P	2022Q2	5	70.00	\$232,430	\$3,320.43	\$2,377.71
			5	70.00	\$232,430	\$3,320.43	\$2,377.71

WEIGHTED AVERAGE ITEM PRICE REPORT
BY REGION, ITEM, AND QUARTER

REGION	ITEM	CALENDAR QUARTER	NUMBER OF OCCUR'S	TOTAL QUANTITY	TOTAL DOLLARS	AVERAGE AWARDED PRICE	AVERAGE OF LOW 3 BIDDERS
N	CONCRETE PIER COLUMN AND CAP / CY						
	504027P	2022Q1	1	54.00	\$124,200	\$2,300.00	\$2,033.33
			1	54.00	\$124,200	\$2,300.00	\$2,033.33
	CONCRETE DIAPHRAGM, HPC / CY						
	504032P	2022Q1	1	49.00	\$73,500	\$1,500.00	\$1,533.33
			1	49.00	\$73,500	\$1,500.00	\$1,533.33
	EPOXY WATERPROOFING / SY						
	504036P	2021Q4	1	1,057.00	\$40,166	\$38.00	\$43.33
		2022Q1	2	104.00	\$5,200	\$50.00	\$59.36
		2022Q2	6	145.00	\$22,500	\$155.17	\$113.11
			9	1,306.00	\$67,866	\$51.96	\$52.36
	CONCRETE SURFACE TREATMENT / SY						
	504040P	2022Q1	1	1,136.00	\$45,440	\$40.00	\$19.33
			1	1,136.00	\$45,440	\$40.00	\$19.33
	CONCRETE STAINING / SY						
	504048P	2022Q1	2	1,883.00	\$44,513	\$23.64	\$25.56
		2022Q2	1	1,275.00	\$35,700	\$28.00	\$39.33
			3	3,158.00	\$80,213	\$25.40	\$31.12
	CONCRETE PYLON / LF						
	504053P	2022Q1	2	16.00	\$42,560	\$2,660.00	\$2,525.00
			2	16.00	\$42,560	\$2,660.00	\$2,525.00

WEIGHTED AVERAGE ITEM PRICE REPORT
BY REGION, ITEM, AND QUARTER

REGION	ITEM	CALENDAR QUARTER	NUMBER OF OCCUR'S	TOTAL QUANTITY	TOTAL DOLLARS	AVERAGE AWARDED PRICE	AVERAGE OF LOW 3 BIDDERS
N	PRESTRESSED CONCRETE BOX BEAM, (TYPE BI- / LF						
	505027P	2022Q2	1	458.00	\$274,800	\$600.00	\$1,100.00
			1	458.00	\$274,800	\$600.00	\$1,100.00
	PRECAST CONCRETE RELIEF SLAB / CY						
	505059P	2022Q2	1	12.00	\$51,600	\$4,300.00	\$4,078.31
			1	12.00	\$51,600	\$4,300.00	\$4,078.31
	STRUCTURAL STEEL / LS						
	506003P	2022Q1	2	2.00	\$4,400,000	\$2,200,000	\$2,493,944
		2022Q2	1	1.00	\$15,000	\$15,000.00	\$44,000.00
			3	3.00	\$4,415,000	\$1,471,667	\$1,677,296
	REINFORCED ELASTOMERIC BEARING ASSEMBLY / U						
	506006P	2022Q1	1	30.00	\$141,000	\$4,700.00	\$4,500.00
		2022Q2	1	16.00	\$32,000	\$2,000.00	\$2,600.00
			2	46.00	\$173,000	\$3,760.87	\$3,839.13
	SHEAR CONNECTOR / U						
	506012P	2022Q1	1	7,020.00	\$35,100	\$5.00	\$5.00
			1	7,020.00	\$35,100	\$5.00	\$5.00
	LUBRICATE BEARING / U						
	506013P	2021Q4	1	352.00	\$8,096	\$23.00	\$27.67
			1	352.00	\$8,096	\$23.00	\$27.67

WEIGHTED AVERAGE ITEM PRICE REPORT
BY REGION, ITEM, AND QUARTER

REGION	ITEM	CALENDAR QUARTER	NUMBER OF OCCUR'S	TOTAL QUANTITY	TOTAL DOLLARS	AVERAGE AWARDED PRICE	AVERAGE OF LOW 3 BIDDERS
N	STEEL PEDESTRIAN BRIDGE / LS						
	506018P	2022Q1	1	1.00	\$548,000	\$548,000	\$666,000
			1	1.00	\$548,000	\$548,000	\$666,000
	TEMPORARY BEAM / LS						
	506070P	2022Q2	1	1.00	\$10,000	\$10,000.00	\$86,666.67
			1	1.00	\$10,000	\$10,000.00	\$86,666.67
	STRIP SEAL EXPANSION JOINT ASSEMBLY / LF						
	507015P	2022Q1	2	170.00	\$78,650	\$462.65	\$440.49
		2022Q2	1	89.00	\$44,500	\$500.00	\$566.67
			3	259.00	\$123,150	\$475.48	\$483.85
	CONCRETE BRIDGE DECK, HPC / CY						
	507024P	2022Q1	2	669.00	\$993,500	\$1,485.05	\$1,395.57
		2022Q2	1	141.00	\$282,000	\$2,000.00	\$3,133.33
			3	810.00	\$1,275,500	\$1,574.69	\$1,698.07
	DATE PANEL / U						
	507027M	2022Q1	2	4.00	\$3,040	\$760.00	\$1,276.80
			2	4.00	\$3,040	\$760.00	\$1,276.80
	CONCRETE BRIDGE SIDEWALK, HPC / CY						
	507033P	2022Q1	1	78.00	\$62,400	\$800.00	\$950.00
		2022Q2	1	35.00	\$31,500	\$900.00	\$833.33
			2	113.00	\$93,900	\$830.97	\$913.86

WEIGHTED AVERAGE ITEM PRICE REPORT
BY REGION, ITEM, AND QUARTER

REGION	ITEM	CALENDAR QUARTER	NUMBER OF OCCUR'S	TOTAL QUANTITY	TOTAL DOLLARS	AVERAGE AWARDED PRICE	AVERAGE OF LOW 3 BIDDERS
N	BARRIER PARAPET MODIFICATIONS / LF						
	507037P	2022Q1	1	3.00	\$13,005	\$4,335.00	\$4,928.33
		2022Q2	1	23.00	\$67,850	\$2,950.00	\$2,662.50
			2	26.00	\$80,855	\$3,109.81	\$2,923.94
	CONCRETE BRIDGE PARAPET, HPC / LF						
	507039P	2021Q4	2	22.00	\$24,050	\$1,093.18	\$1,059.09
		2022Q1	1	562.00	\$73,060	\$130.00	\$181.67
		2022Q2	5	97.00	\$141,700	\$1,460.82	\$1,271.99
			8	681.00	\$238,810	\$350.68	\$365.32
	CONCRETE SLEEPER SLAB / CY						
	507050M	2022Q2	1	46.00	\$55,200	\$1,200.00	\$1,266.67
			1	46.00	\$55,200	\$1,200.00	\$1,266.67
	CONCRETE BRIDGE RELIEF SLAB / SY						
	507054P	2022Q2	1	247.00	\$98,800	\$400.00	\$400.00
			1	247.00	\$98,800	\$400.00	\$400.00
	STEEL 1 BAR BRIDGE RAILING / LF						
	507082P	2022Q1	1	551.00	\$103,037	\$187.00	\$160.32
			1	551.00	\$103,037	\$187.00	\$160.32
	STEEL 4 BAR BRIDGE RAILING / LF						
	507085P	2022Q2	1	237.00	\$100,725	\$425.00	\$395.00
			1	237.00	\$100,725	\$425.00	\$395.00

WEIGHTED AVERAGE ITEM PRICE REPORT
BY REGION, ITEM, AND QUARTER

REGION	ITEM	CALENDAR QUARTER	NUMBER OF OCCUR'S	TOTAL QUANTITY	TOTAL DOLLARS	AVERAGE AWARDED PRICE	AVERAGE OF LOW 3 BIDDERS
N	" FIBERGLASS PIPE / LF						
	508902P	2022Q1	1	67.00	\$6,030	\$90.00	\$88.33
			1	67.00	\$6,030	\$90.00	\$88.33

	CHAIN-LINK FENCE, ALUMINUM-COATED STEEL, / LF						
	509078P	2022Q1	1	551.00	\$121,220	\$220.00	\$220.00
			1	551.00	\$121,220	\$220.00	\$220.00

	STEEL PEDESTRIAN BRIDGE RAILING, 4' HIGH / LF						
	509114P	2022Q1	1	1,300.00	\$585,000	\$450.00	\$450.00
			1	1,300.00	\$585,000	\$450.00	\$450.00

	CHAIN-LINK FENCE, TYPE IV, PVC-COATED / LF						
	509127P	2022Q1	1	110.00	\$19,800	\$180.00	\$243.33
			1	110.00	\$19,800	\$180.00	\$243.33

	CANTILEVER SIGN SUPPORT, STRUCTURE NO. _ / U						
	512003M	2022Q2	4	4.00	\$447,000	\$111,750	\$170,583
			4	4.00	\$447,000	\$111,750	\$170,583

	OVERHEAD SIGN SUPPORT, STRUCTURE NO. ____ / U						
	512012M	2022Q2	1	1.00	\$182,000	\$182,000	\$277,333
			1	1.00	\$182,000	\$182,000	\$277,333

	RETAINING WALL, LOCATION NO. ____ / SF						
	513003P	2021Q4	1	2,500.00	\$750,000	\$300.00	\$308.67
			1	2,500.00	\$750,000	\$300.00	\$308.67

WEIGHTED AVERAGE ITEM PRICE REPORT
BY REGION, ITEM, AND QUARTER

REGION	ITEM	CALENDAR QUARTER	NUMBER OF OCCUR'S	TOTAL QUANTITY	TOTAL DOLLARS	AVERAGE AWARDED PRICE	AVERAGE OF LOW 3 BIDDERS
N	RETAINING WALL, CAST-IN-PLACE, LOCATION / SF						
	513006P	2022Q2	1	8,205.00	\$1,805,100	\$220.00	\$377.67
			1	8,205.00	\$1,805,100	\$220.00	\$377.67
	LANDSCAPE RETAINING WALL / SF						
	513015P	2022Q2	1	560.00	\$56,000	\$100.00	\$130.58
			1	560.00	\$56,000	\$100.00	\$130.58
	CONCRETE DECK REPAIR, TYPE B / SF						
	551006M	2021Q4	3	310.00	\$61,840	\$199.48	\$194.29
		2022Q2	1	675.00	\$91,125	\$135.00	\$116.67
			4	985.00	\$152,965	\$155.29	\$141.10
	PARAPET MODIFICATIONS / LF						
	551080P	2022Q2	11	217.00	\$484,400	\$2,232.26	\$1,969.95
			11	217.00	\$484,400	\$2,232.26	\$1,969.95
	PRESSURE INJECTION, CONCRETE CRACKS / LF						
	552003M	2021Q4	1	50.00	\$13,050	\$261.00	\$158.67
		2022Q1	1	23.00	\$2,300	\$100.00	\$101.33
			2	73.00	\$15,350	\$210.27	\$140.60
	SUBSTRUCTURE CONCRETE REPAIR / SF						
	555003M	2021Q4	1	400.00	\$32,000	\$80.00	\$235.00
			1	400.00	\$32,000	\$80.00	\$235.00

WEIGHTED AVERAGE ITEM PRICE REPORT
 BY REGION, ITEM, AND QUARTER

REGION	ITEM	CALENDAR QUARTER	NUMBER OF OCCUR'S	TOTAL QUANTITY	TOTAL DOLLARS	AVERAGE AWARDED PRICE	AVERAGE OF LOW 3 BIDDERS
N	BRIDGE DECK WATERPROOF SURFACE COURSE / T						
	555006M	2021Q4	1	45.00	\$65,025	\$1,445.00	\$1,248.33
			1	45.00	\$65,025	\$1,445.00	\$1,248.33

	CONCRETE SPALL REPAIR, TYPE 1 / SF						
	555009M	2022Q1	1	12.00	\$3,600	\$300.00	\$283.33
			1	12.00	\$3,600	\$300.00	\$283.33

	TACK COAT 64E-22 / GAL						
	555070M	2021Q4	1	115.00	\$1,150	\$10.00	\$10.67
			1	115.00	\$1,150	\$10.00	\$10.67

	RIVET REPLACEMENT / U						
	558005P	2022Q1	1	912.00	\$182,400	\$200.00	\$175.00
			1	912.00	\$182,400	\$200.00	\$175.00

	18" CORRUGATED ALUMINUM ALLOY PIPE / LF						
	601016P	2021Q4	1	222.00	\$13,320	\$60.00	\$95.00
			1	222.00	\$13,320	\$60.00	\$95.00

	24" CORRUGATED METAL PIPE / LF						
	601092P	2022Q1	1	20.00	\$30,000	\$1,500.00	\$1,500.00
			1	20.00	\$30,000	\$1,500.00	\$1,500.00

	12" REINFORCED CONCRETE PIPE / LF						
	601120P	2021Q4	2	149.00	\$12,340	\$82.82	\$92.57
			2	149.00	\$12,340	\$82.82	\$92.57

WEIGHTED AVERAGE ITEM PRICE REPORT
 BY REGION, ITEM, AND QUARTER

REGION	ITEM	CALENDAR QUARTER	NUMBER OF OCCUR'S	TOTAL QUANTITY	TOTAL DOLLARS	AVERAGE AWARDED PRICE	AVERAGE OF LOW 3 BIDDERS
N	15" REINFORCED CONCRETE PIPE / LF						
	601122P	2021Q4	2	3,186.00	\$268,272	\$84.20	\$93.10
		2022Q1	1	107.00	\$10,700	\$100.00	\$88.33
		2022Q2	3	5,373.00	\$533,882	\$99.36	\$119.08
			6	8,666.00	\$812,854	\$93.80	\$109.15
	18" REINFORCED CONCRETE PIPE / LF						
	601124P	2021Q4	1	147.00	\$12,201	\$83.00	\$91.00
		2022Q2	3	3,933.00	\$483,780	\$123.01	\$158.29
			4	4,080.00	\$495,981	\$121.56	\$155.87
	24" REINFORCED CONCRETE PIPE / LF						
	601128P	2021Q4	1	32.00	\$3,680	\$115.00	\$171.67
		2022Q2	1	1,398.00	\$188,730	\$135.00	\$213.33
			2	1,430.00	\$192,410	\$134.55	\$212.40
	30" REINFORCED CONCRETE PIPE / LF						
	601132P	2022Q2	1	811.00	\$137,870	\$170.00	\$249.33
			1	811.00	\$137,870	\$170.00	\$249.33
	36" REINFORCED CONCRETE PIPE / LF						
	601134P	2022Q2	1	329.00	\$78,960	\$240.00	\$294.67
			1	329.00	\$78,960	\$240.00	\$294.67
	15" REINFORCED CONCRETE PIPE, CLASS IV / LF						
	601158P	2022Q2	1	64.00	\$6,400	\$100.00	\$132.33
			1	64.00	\$6,400	\$100.00	\$132.33

WEIGHTED AVERAGE ITEM PRICE REPORT
 BY REGION, ITEM, AND QUARTER

REGION	ITEM	CALENDAR QUARTER	NUMBER OF OCCUR'S	TOTAL QUANTITY	TOTAL DOLLARS	AVERAGE AWARDED PRICE	AVERAGE OF LOW 3 BIDDERS
N	18" REINFORCED CONCRETE PIPE, CLASS IV / LF						
	601160P	2022Q2	2	186.00	\$23,431	\$125.97	\$171.72
			2	186.00	\$23,431	\$125.97	\$171.72
	24" REINFORCED CONCRETE PIPE, CLASS IV / LF						
	601164P	2022Q2	1	79.00	\$10,428	\$132.00	\$215.67
			1	79.00	\$10,428	\$132.00	\$215.67
	6" HIGH DENSITY POLYETHYLENE PIPE / LF						
	601249P	2021Q4	1	208.00	\$5,200	\$25.00	\$33.33
			1	208.00	\$5,200	\$25.00	\$33.33
	18" HIGH DENSITY POLYETHYLENE PIPE / LF						
	601250P	2022Q2	1	476.00	\$40,460	\$85.00	\$97.33
			1	476.00	\$40,460	\$85.00	\$97.33
	18" CORRUGATED ALUMINUM ALLOY END SECTIO / U						
	601264M	2021Q4	1	1.00	\$950	\$950.00	\$1,583.33
			1	1.00	\$950	\$950.00	\$1,583.33
	18" CORRUGATED STEEL END SECTION / U						
	601300M	2022Q2	1	1.00	\$3,250	\$3,250.00	\$3,766.67
			1	1.00	\$3,250	\$3,250.00	\$3,766.67
	15" REINFORCED CONCRETE END SECTION / U						
	601370M	2021Q4	1	5.00	\$7,500	\$1,500.00	\$2,266.67
			1	5.00	\$7,500	\$1,500.00	\$2,266.67

WEIGHTED AVERAGE ITEM PRICE REPORT
 BY REGION, ITEM, AND QUARTER

REGION	ITEM	CALENDAR QUARTER	NUMBER OF OCCUR'S	TOTAL QUANTITY	TOTAL DOLLARS	AVERAGE AWARDED PRICE	AVERAGE OF LOW 3 BIDDERS
N	24" REINFORCED CONCRETE END SECTION / U						
	601376M	2021Q4	1	1.00	\$2,250	\$2,250.00	\$2,983.33
			1	1.00	\$2,250	\$2,250.00	\$2,983.33

	8" HIGH DENSITY POLYETHYLENE PIPE / LF						
	601409P	2021Q4	1	100.00	\$2,500	\$25.00	\$39.00
		2022Q1	1	134.00	\$8,040	\$60.00	\$47.33
			2	234.00	\$10,540	\$45.04	\$43.77

	8" CORRUGATED STEEL UNDERDRAIN PIPE / LF						
	601410P	2022Q1	1	165.00	\$6,930	\$42.00	\$46.67
			1	165.00	\$6,930	\$42.00	\$46.67

	4" PERFORATED HDPE PIPE / LF						
	601411P	2021Q4	1	354.00	\$8,850	\$25.00	\$26.17
			1	354.00	\$8,850	\$25.00	\$26.17

	8" PERFORATED HD POLYETHYLENE PIPE / LF						
	601419P	2022Q1	1	850.00	\$29,750	\$35.00	\$33.67
		2022Q2	1	268.00	\$13,400	\$50.00	\$61.67
			2	1,118.00	\$43,150	\$38.60	\$40.38

	14" X 23" REINFORCED CONCRETE ELLIPTICAL / LF						
	601596P	2022Q2	1	117.00	\$17,316	\$148.00	\$269.33
			1	117.00	\$17,316	\$148.00	\$269.33

WEIGHTED AVERAGE ITEM PRICE REPORT
BY REGION, ITEM, AND QUARTER

REGION	ITEM	CALENDAR QUARTER	NUMBER OF OCCUR'S	TOTAL QUANTITY	TOTAL DOLLARS	AVERAGE AWARDED PRICE	AVERAGE OF LOW 3 BIDDERS
N	24" X 38" REINFORCED CONCRETE ELLIPTICAL / LF						
	601602P	2022Q2	1	76.00	\$15,200	\$200.00	\$316.67
			1	76.00	\$15,200	\$200.00	\$316.67
	34" X 53" REINFORCED CONCRETE ELLIPTICAL / LF						
	601610P	2022Q2	1	133.00	\$259,350	\$1,950.00	\$1,741.67
			1	133.00	\$259,350	\$1,950.00	\$1,741.67
	14" X 23" REINFORCED CONCRETE ELLIPTICAL / LF						
	601630P	2022Q2	2	253.00	\$47,015	\$185.83	\$215.75
			2	253.00	\$47,015	\$185.83	\$215.75
	24" X 38" REINFORCED CONCRETE ELLIPTICAL / LF						
	601636P	2022Q2	1	41.00	\$9,020	\$220.00	\$353.33
			1	41.00	\$9,020	\$220.00	\$353.33
	VIDEO INSPECTION OF PIPE / LF						
	601664M	2021Q4	1	2,000.00	\$17,100	\$8.55	\$8.40
		2022Q2	1	958.00	\$16,286	\$17.00	\$8.20
			2	2,958.00	\$33,386	\$11.29	\$8.34
	CLEANING EXISTING PIPE, 10" DIAMETER / LF						
	601668M	2022Q2	1	125.00	\$875	\$7.00	\$6.00
			1	125.00	\$875	\$7.00	\$6.00
	CLEANING EXISTING PIPE, 12" TO 24" DIAME / LF						
	601670M	2021Q3	1	1,000.00	\$7,500	\$7.50	\$9.27

(item continued)

WEIGHTED AVERAGE ITEM PRICE REPORT
BY REGION, ITEM, AND QUARTER

REGION	ITEM	CALENDAR QUARTER	NUMBER OF OCCUR'S	TOTAL QUANTITY	TOTAL DOLLARS	AVERAGE AWARDED PRICE	AVERAGE OF LOW 3 BIDDERS
N	CLEANING EXISTING PIPE, 12" TO 24" DIAME / LF						
	601670M	2021Q4	2	2,006.00	\$15,165	\$7.56	\$7.31
		2022Q1	4	1,780.00	\$13,918	\$7.82	\$9.57
		2022Q2	5	29,201.00	\$326,421	\$11.18	\$8.78
			12	33,987.00	\$363,003	\$10.68	\$8.75
	CLEANING EXISTING PIPE, OVER 24" TO 48" / LF						
	601672M	2021Q4	2	601.00	\$5,645	\$9.39	\$10.70
		2022Q2	3	5,155.00	\$144,080	\$27.95	\$23.78
			5	5,756.00	\$149,725	\$26.01	\$22.42
	CLEANING EXISTING PIPE, OVER 48" TO 72" / LF						
	601674M	2022Q2	1	1,340.00	\$55,744	\$41.60	\$34.20
			1	1,340.00	\$55,744	\$41.60	\$34.20
	18" DUCTILE IRON PIPE / LF						
	601681M	2022Q2	1	150.00	\$36,000	\$240.00	\$281.67
			1	150.00	\$36,000	\$240.00	\$281.67
	LINING EXISTING PIPE 12" / LF						
	601833P	2021Q4	1	270.00	\$95,850	\$355.00	\$345.67
			1	270.00	\$95,850	\$355.00	\$345.67
	LINING EXISTING PIPE 15" / LF						
	601835P	2021Q4	1	245.00	\$98,490	\$402.00	\$392.00
			1	245.00	\$98,490	\$402.00	\$392.00

WEIGHTED AVERAGE ITEM PRICE REPORT
 BY REGION, ITEM, AND QUARTER

REGION	ITEM	CALENDAR QUARTER	NUMBER OF OCCUR'S	TOTAL QUANTITY	TOTAL DOLLARS	AVERAGE AWARDED PRICE	AVERAGE OF LOW 3 BIDDERS
N	LINING EXISTING PIPE 18" / LF						
	601837P	2021Q4	1	235.00	\$40,185	\$171.00	\$166.67
			1	235.00	\$40,185	\$171.00	\$166.67
	LINING EXISTING PIPE 14" X 23" / LF						
	601870P	2021Q4	1	820.00	\$189,420	\$231.00	\$225.00
			1	820.00	\$189,420	\$231.00	\$225.00
	LINING EXISTING PIPE 19" X 30" / LF						
	601875P	2021Q4	1	30.00	\$11,880	\$396.00	\$9,866.00
			1	30.00	\$11,880	\$396.00	\$9,866.00
	CONCRETE HEADWALL / CY						
	602006P	2022Q2	3	341.00	\$833,000	\$2,442.82	\$2,816.40
			3	341.00	\$833,000	\$2,442.82	\$2,816.40
	INLET, TYPE A / U						
	602009M	2021Q4	1	1.00	\$5,150	\$5,150.00	\$5,300.00
		2022Q2	2	7.00	\$38,400	\$5,485.71	\$4,723.81
			3	8.00	\$43,550	\$5,443.75	\$4,795.83
	SPECIAL INLET, TYPE B / U						
	602011M	2022Q2	1	1.00	\$14,500	\$14,500.00	\$20,398.13
			1	1.00	\$14,500	\$14,500.00	\$20,398.13
	INLET, TYPE B / U						
	602012M	2021Q4	2	38.00	\$145,360	\$3,825.26	\$4,101.93

(item continued)

WEIGHTED AVERAGE ITEM PRICE REPORT
 BY REGION, ITEM, AND QUARTER

REGION	ITEM	CALENDAR QUARTER	NUMBER OF OCCUR'S	TOTAL QUANTITY	TOTAL DOLLARS	AVERAGE AWARDED PRICE	AVERAGE OF LOW 3 BIDDERS
N	INLET, TYPE B / U						
	602012M	2022Q2	3	110.00	\$519,800	\$4,725.45	\$5,461.62
			5	148.00	\$665,160	\$4,494.32	\$5,112.51
	INLET, TYPE DOUBLE B / U						
	602013M	2022Q2	1	25.00	\$212,500	\$8,500.00	\$8,666.67
			1	25.00	\$212,500	\$8,500.00	\$8,666.67
	INLET, TYPE E / U						
	602018M	2021Q4	1	9.00	\$36,000	\$4,000.00	\$4,166.67
		2022Q1	1	1.00	\$7,000	\$7,000.00	\$6,333.33
		2022Q2	1	8.00	\$40,000	\$5,000.00	\$5,400.00
			3	18.00	\$83,000	\$4,611.11	\$4,835.19
	INLET, TYPE DOUBLE E / U						
	602019M	2022Q2	1	1.00	\$9,000	\$9,000.00	\$9,833.33
			1	1.00	\$9,000	\$9,000.00	\$9,833.33
	INLET, TYPE ES / U						
	602021M	2022Q2	2	5.00	\$42,000	\$8,400.00	\$8,640.00
			2	5.00	\$42,000	\$8,400.00	\$8,640.00
	INLET, TYPE D-1 / U						
	602030M	2022Q2	1	48.00	\$211,200	\$4,400.00	\$5,333.33
			1	48.00	\$211,200	\$4,400.00	\$5,333.33

WEIGHTED AVERAGE ITEM PRICE REPORT
 BY REGION, ITEM, AND QUARTER

REGION	ITEM	CALENDAR QUARTER	NUMBER OF OCCUR'S	TOTAL QUANTITY	TOTAL DOLLARS	AVERAGE AWARDED PRICE	AVERAGE OF LOW 3 BIDDERS
N	STORM DRAIN MARKER / U						
	602031M	2022Q1	2	32.00	\$2,150	\$67.19	\$53.67
			2	32.00	\$2,150	\$67.19	\$53.67
	INLET, TYPE D-2 / U						
	602033M	2022Q2	2	8.00	\$42,400	\$5,300.00	\$7,445.83
			2	8.00	\$42,400	\$5,300.00	\$7,445.83
	INLET, TYPE E-1 / U						
	602036M	2022Q2	1	1.00	\$7,500	\$7,500.00	\$9,000.00
			1	1.00	\$7,500	\$7,500.00	\$9,000.00
	INLET, TYPE A MODIFIED / U						
	602042M	2022Q2	1	2.00	\$15,000	\$7,500.00	\$7,133.33
			1	2.00	\$15,000	\$7,500.00	\$7,133.33
	INLET, TYPE B-2 MODIFIED / U						
	602051M	2022Q2	1	1.00	\$15,000	\$15,000.00	\$10,166.67
			1	1.00	\$15,000	\$15,000.00	\$10,166.67
	MANHOLE, 4' DIAMETER / U						
	602054M	2021Q4	2	10.00	\$38,500	\$3,850.00	\$4,216.67
		2022Q1	1	3.00	\$36,000	\$12,000.00	\$7,750.00
		2022Q2	3	14.00	\$62,500	\$4,464.29	\$4,991.80
			6	27.00	\$137,000	\$5,074.07	\$5,011.18

WEIGHTED AVERAGE ITEM PRICE REPORT
 BY REGION, ITEM, AND QUARTER

REGION	ITEM	CALENDAR QUARTER	NUMBER OF OCCUR'S	TOTAL QUANTITY	TOTAL DOLLARS	AVERAGE AWARDED PRICE	AVERAGE OF LOW 3 BIDDERS
N	MANHOLE, 5' DIAMETER / U						
	602057M	2022Q2	1	2.00	\$15,000	\$7,500.00	\$8,133.33
			1	2.00	\$15,000	\$7,500.00	\$8,133.33
	INLET CONVERTED TO MANHOLE / U						
	602096M	2021Q4	1	1.00	\$1,700	\$1,700.00	\$2,300.00
		2022Q2	2	2.00	\$5,400	\$2,700.00	\$3,073.51
			3	3.00	\$7,100	\$2,366.67	\$2,815.67
	RESET EXISTING CASTING / U						
	602099M	2021Q3	1	25.00	\$23,750	\$950.00	\$876.67
		2021Q4	2	162.00	\$121,500	\$750.00	\$700.62
		2022Q1	5	61.00	\$12,000	\$196.72	\$263.49
		2022Q2	4	30.00	\$27,600	\$920.00	\$753.77
			12	278.00	\$184,850	\$664.93	\$626.27
	SET INLET TYPE A, CASTING / U						
	602102M	2021Q4	1	2.00	\$2,310	\$1,155.00	\$1,185.00
		2022Q1	4	47.00	\$12,112	\$257.70	\$421.08
			5	49.00	\$14,422	\$294.33	\$452.26
	SET INLET TYPE B, CASTING / U						
	602105M	2021Q4	1	141.00	\$212,205	\$1,505.00	\$1,651.67
		2022Q1	6	129.00	\$163,416	\$1,266.79	\$1,199.41
		2022Q2	3	20.00	\$41,360	\$2,068.00	\$1,700.17
			10	290.00	\$416,981	\$1,437.86	\$1,453.83
	SET INLET TYPE E, CASTING / U						
	602108M	2021Q4	1	3.00	\$4,875	\$1,625.00	\$1,716.67

(item continued)

WEIGHTED AVERAGE ITEM PRICE REPORT
BY REGION, ITEM, AND QUARTER

REGION	ITEM	CALENDAR QUARTER	NUMBER OF OCCUR'S	TOTAL QUANTITY	TOTAL DOLLARS	AVERAGE AWARDED PRICE	AVERAGE OF LOW 3 BIDDERS
N	SET INLET TYPE E, CASTING / U						
	602108M	2022Q1	4	48.00	\$16,103	\$335.48	\$540.85
		2022Q2	1	10.00	\$25,000	\$2,500.00	\$1,833.33
			6	61.00	\$45,978	\$753.74	\$810.56
	SET INLET TYPE ES, CASTING / U						
	602111M	2022Q1	4	14.00	\$19,410	\$1,386.43	\$1,630.24
			4	14.00	\$19,410	\$1,386.43	\$1,630.24
	SET MANHOLE CASTING / U						
	602114M	2021Q3	1	8.00	\$13,080	\$1,635.00	\$1,331.67
		2021Q4	1	49.00	\$56,350	\$1,150.00	\$1,050.00
		2022Q1	4	86.00	\$50,564	\$587.95	\$909.84
		2022Q2	1	25.00	\$52,500	\$2,100.00	\$1,500.00
			7	168.00	\$172,494	\$1,026.75	\$1,058.63
	SET SQUARE FRAMED MANHOLE CASTING, CIRCU / U						
	602117M	2022Q1	2	22.00	\$46,000	\$2,090.91	\$2,187.12
			2	22.00	\$46,000	\$2,090.91	\$2,187.12
	RECONSTRUCTED INLET, TYPE A, USING EXIST / U						
	602120M	2022Q1	3	11.00	\$5,800	\$527.27	\$409.92
			3	11.00	\$5,800	\$527.27	\$409.92
	RECONSTRUCTED INLET, TYPE B, USING EXIST / U						
	602123M	2022Q1	2	10.00	\$500	\$50.00	\$284.17
		2022Q2	1	1.00	\$5,000	\$5,000.00	\$3,000.00
			3	11.00	\$5,500	\$500.00	\$531.06

WEIGHTED AVERAGE ITEM PRICE REPORT
 BY REGION, ITEM, AND QUARTER

REGION	ITEM	CALENDAR QUARTER	NUMBER OF OCCUR'S	TOTAL QUANTITY	TOTAL DOLLARS	AVERAGE AWARDED PRICE	AVERAGE OF LOW 3 BIDDERS
N	RECONSTRUCTED INLET, TYPE E, USING EXIST / U						
	602129M	2022Q1	2	10.00	\$550	\$55.00	\$285.83
		2022Q2	1	2.00	\$10,000	\$5,000.00	\$3,000.00
			3	12.00	\$10,550	\$879.17	\$738.19

	RECONSTRUCTED INLET, TYPE D-1, USING EXI / U						
	602138M	2022Q2	1	1.00	\$6,000	\$6,000.00	\$5,838.50
			1	1.00	\$6,000	\$6,000.00	\$5,838.50

	RECONSTRUCTED INLET, TYPE D-2, USING EXI / U						
	602141M	2022Q2	1	2.00	\$4,000	\$2,000.00	\$2,108.33
			1	2.00	\$4,000	\$2,000.00	\$2,108.33

	RECONSTRUCTED INLET, TYPE E-2, USING EXI / U						
	602147M	2022Q2	1	1.00	\$5,000	\$5,000.00	\$3,133.33
			1	1.00	\$5,000	\$5,000.00	\$3,133.33

	RECONSTRUCTED INLET, TYPE ____, EXIST CAST / U						
	602148M	2022Q2	1	1.00	\$2,000	\$2,000.00	\$2,950.00
			1	1.00	\$2,000	\$2,000.00	\$2,950.00

	RECONSTRUCTED INLET, TYPE ____, NEW CAST / U						
	602149M	2021Q4	1	51.00	\$108,885	\$2,135.00	\$2,445.00
			1	51.00	\$108,885	\$2,135.00	\$2,445.00

	RECONSTRUCTED INLET, TYPE A, USING NEW C / U						
	602150M	2022Q1	4	26.00	\$13,900	\$534.62	\$673.85
			4	26.00	\$13,900	\$534.62	\$673.85

WEIGHTED AVERAGE ITEM PRICE REPORT
BY REGION, ITEM, AND QUARTER

REGION	ITEM	CALENDAR QUARTER	NUMBER OF OCCUR'S	TOTAL QUANTITY	TOTAL DOLLARS	AVERAGE AWARDED PRICE	AVERAGE OF LOW 3 BIDDERS
N	RECONSTRUCTED INLET, TYPE B, USING NEW C / U						
	602153M	2021Q4	2	11.00	\$34,945	\$3,176.82	\$2,598.33
		2022Q1	5	95.00	\$144,079	\$1,516.62	\$1,474.53
		2022Q2	1	6.00	\$15,000	\$2,500.00	\$2,233.33
			8	112.00	\$194,024	\$1,732.36	\$1,625.55
	RECONSTRUCTED INLET, TYPE E, USING NEW C / U						
	602159M	2022Q1	4	26.00	\$16,670	\$641.15	\$879.62
			4	26.00	\$16,670	\$641.15	\$879.62
	RECONSTRUCTED INLET, TYPE D-1, USING NEW / U						
	602168M	2022Q1	1	2.00	\$5,060	\$2,530.00	\$2,431.67
			1	2.00	\$5,060	\$2,530.00	\$2,431.67
	RECONSTRUCTED INLET, TYPE D-2, USING NEW / U						
	602171M	2022Q1	1	2.00	\$5,720	\$2,860.00	\$2,746.67
		2022Q2	1	6.00	\$18,000	\$3,000.00	\$3,833.33
			2	8.00	\$23,720	\$2,965.00	\$3,561.67
	RECONSTRUCTED MANHOLE, USING EXISTING CA / U						
	602180M	2022Q1	2	10.00	\$500	\$50.00	\$308.33
			2	10.00	\$500	\$50.00	\$308.33
	RECONSTRUCTED MANHOLE, USING NEW CASTING / U						
	602183M	2022Q1	4	17.00	\$13,490	\$793.53	\$955.69
		2022Q2	1	2.00	\$5,000	\$2,500.00	\$1,745.00
			5	19.00	\$18,490	\$973.16	\$1,038.77

WEIGHTED AVERAGE ITEM PRICE REPORT
BY REGION, ITEM, AND QUARTER

REGION	ITEM	CALENDAR QUARTER	NUMBER OF OCCUR'S	TOTAL QUANTITY	TOTAL DOLLARS	AVERAGE AWARDED PRICE	AVERAGE OF LOW 3 BIDDERS
N	EXTENSION RING FOR EXISTING MANHOLE, 4' / U						
	602198M	2021Q3	1	30.00	\$13,200	\$440.00	\$271.00
			1	30.00	\$13,200	\$440.00	\$271.00
	EXTENSION RING FOR EXISTING MANHOLE, 5' / U						
	602201M	2022Q2	1	11.00	\$3,850	\$350.00	\$533.33
			1	11.00	\$3,850	\$350.00	\$533.33
	BICYCLE SAFE GRATE / U						
	602210M	2021Q4	1	10.00	\$4,000	\$400.00	\$466.67
		2022Q1	6	283.00	\$38,095	\$134.61	\$266.70
		2022Q2	2	18.00	\$9,875	\$548.61	\$528.24
			9	311.00	\$51,970	\$167.11	\$288.27
	CURB PIECE / U						
	602213M	2021Q3	1	7.00	\$2,905	\$415.00	\$454.00
		2021Q4	1	10.00	\$3,850	\$385.00	\$445.00
		2022Q1	6	377.00	\$82,625	\$219.16	\$273.78
		2022Q2	5	132.00	\$61,720	\$467.58	\$508.33
			13	526.00	\$151,100	\$287.26	\$338.30
	CLEANING DRAINAGE STRUCTURE / U						
	602216M	2021Q3	1	15.00	\$11,250	\$750.00	\$565.00
		2021Q4	1	30.00	\$27,150	\$905.00	\$535.00
		2022Q1	5	200.00	\$55,135	\$275.68	\$352.70
		2022Q2	5	560.00	\$217,780	\$388.89	\$380.03
			12	805.00	\$311,315	\$386.73	\$382.46

WEIGHTED AVERAGE ITEM PRICE REPORT
 BY REGION, ITEM, AND QUARTER

REGION	ITEM	CALENDAR QUARTER	NUMBER OF OCCUR'S	TOTAL QUANTITY	TOTAL DOLLARS	AVERAGE AWARDED PRICE	AVERAGE OF LOW 3 BIDDERS
N	TRENCH DRAIN / LF						
	602220M	2022Q1	1	99.00	\$39,600	\$400.00	\$350.00
			1	99.00	\$39,600	\$400.00	\$350.00
	OUTLET CONTROL STRUCTURE / U						
	602223M	2021Q4	1	1.00	\$4,750	\$4,750.00	\$10,583.33
			1	1.00	\$4,750	\$4,750.00	\$10,583.33
	MANUFACTURED TREATMENT DEVICE / U						
	602229M	2022Q2	1	5.00	\$350,000	\$70,000.00	\$90,000.00
			1	5.00	\$350,000	\$70,000.00	\$90,000.00
	MANUFACTURED TREATMENT DEVICE NO. ____ / U						
	602230M	2021Q4	2	2.00	\$95,000	\$47,500.00	\$54,166.67
			2	2.00	\$95,000	\$47,500.00	\$54,166.67
	INLET, TYPE ES MODIFIED / U						
	602285M	2022Q2	1	1.00	\$17,500	\$17,500.00	\$11,333.33
			1	1.00	\$17,500	\$17,500.00	\$11,333.33
	TIDAL CHECK VALVE, SIZE 24" / U						
	602346M	2022Q2	1	1.00	\$22,000	\$22,000.00	\$13,466.67
			1	1.00	\$22,000	\$22,000.00	\$13,466.67
	TIDAL CHECK VALVE, SIZE 30" / U						
	602347M	2022Q2	1	3.00	\$84,000	\$28,000.00	\$17,000.00
			1	3.00	\$84,000	\$28,000.00	\$17,000.00

WEIGHTED AVERAGE ITEM PRICE REPORT
 BY REGION, ITEM, AND QUARTER

REGION	ITEM	CALENDAR QUARTER	NUMBER OF OCCUR'S	TOTAL QUANTITY	TOTAL DOLLARS	AVERAGE AWARDED PRICE	AVERAGE OF LOW 3 BIDDERS
N	TIDAL CHECK VALVE, SIZE 36" / U						
	602348M	2022Q2	1	2.00	\$70,000	\$35,000.00	\$20,666.67
			1	2.00	\$70,000	\$35,000.00	\$20,666.67

	CATCH BASIN TRAP / U						
	602380M	2021Q4	1	72.00	\$50,400	\$700.00	\$933.33
			1	72.00	\$50,400	\$700.00	\$933.33

	CONCRETE SLOPE PROTECTION, REINFORCED, 4 / SY						
	603015P	2022Q1	1	24.00	\$4,800	\$200.00	\$215.00
			1	24.00	\$4,800	\$200.00	\$215.00

	RIPRAP STONE SLOPE PROTECTION, "THICK / SY						
	603017P	2021Q4	1	35.00	\$2,590	\$74.00	\$86.33
		2022Q2	1	2,860.00	\$185,900	\$65.00	\$76.33
			2	2,895.00	\$188,490	\$65.11	\$76.45

	RIPRAP STONE SLOPE PROTECTION, 24" THICK / SY						
	603024P	2021Q4	1	11.00	\$3,410	\$310.00	\$245.00
			1	11.00	\$3,410	\$310.00	\$245.00

	RIPRAP STONE CHANNEL PROTECTION, 12" THI / SY						
	603036P	2022Q1	1	6.00	\$900	\$150.00	\$150.00
		2022Q2	3	388.00	\$33,075	\$85.24	\$112.73
			4	394.00	\$33,975	\$86.23	\$113.30

WEIGHTED AVERAGE ITEM PRICE REPORT
BY REGION, ITEM, AND QUARTER

REGION	ITEM	CALENDAR QUARTER	NUMBER OF OCCUR'S	TOTAL QUANTITY	TOTAL DOLLARS	AVERAGE AWARDED PRICE	AVERAGE OF LOW 3 BIDDERS
N	RIPRAP STONE CHANNEL PROTECTION, 16" THI / SY						
	603039P	2022Q2	1	215.00	\$18,275	\$85.00	\$98.33
			1	215.00	\$18,275	\$85.00	\$98.33

	GABION WALL / CY						
	604003P	2022Q2	1	65.00	\$26,000	\$400.00	\$533.33
			1	65.00	\$26,000	\$400.00	\$533.33

	CHAIN-LINK FENCE, ALUMINUM-COATED STEEL, / LF						
	605003P	2021Q4	1	677.00	\$27,080	\$40.00	\$49.00
			1	677.00	\$27,080	\$40.00	\$49.00

	CHAIN-LINK FENCE, ALUMINUM-COATED STEEL, / LF						
	605009P	2022Q1	1	3,000.00	\$201,000	\$67.00	\$80.88
			1	3,000.00	\$201,000	\$67.00	\$80.88

	CHAIN-LINK FENCE, PVC-COATED STEEL, 6' H / LF						
	605027P	2022Q1	1	1,500.00	\$100,500	\$67.00	\$83.13
		2022Q2	1	60.00	\$6,600	\$110.00	\$86.00
			2	1,560.00	\$107,100	\$68.65	\$83.24

	CHAIN-LINK FENCE, 4' HIGH / LF						
	605039P	2022Q1	1	343.00	\$12,005	\$35.00	\$55.00
			1	343.00	\$12,005	\$35.00	\$55.00

	CHAIN-LINK FENCE, 6' HIGH / LF						
	605045P	2021Q4	1	946.00	\$34,529	\$36.50	\$40.50

(item continued)

WEIGHTED AVERAGE ITEM PRICE REPORT
BY REGION, ITEM, AND QUARTER

REGION	ITEM	CALENDAR QUARTER	NUMBER OF OCCUR'S	TOTAL QUANTITY	TOTAL DOLLARS	AVERAGE AWARDED PRICE	AVERAGE OF LOW 3 BIDDERS
N	CHAIN-LINK FENCE, 6' HIGH / LF						
	605045P	2022Q2	1	2,057.00	\$111,078	\$54.00	\$55.33
			2	3,003.00	\$145,607	\$48.49	\$50.66
	SECURITY FENCE / LF						
	605055P	2021Q4	1	40.00	\$8,800	\$220.00	\$226.67
			1	40.00	\$8,800	\$220.00	\$226.67
	GATE, CHAIN-LINK FENCE, ALUMINUM COATED / U						
	605060M	2022Q1	1	3.00	\$0	\$0.01	\$180.01
			1	3.00	\$0	\$0.01	\$180.01
	GATE, CHAIN-LINK FENCE, ALUMINUM COATED / U						
	605066M	2022Q1	1	3.00	\$0	\$0.01	\$375.01
			1	3.00	\$0	\$0.01	\$375.01
	GATE, CHAIN-LINK FENCE, ALUMINUM COATED / U						
	605069M	2021Q4	1	1.00	\$1,500	\$1,500.00	\$1,700.00
		2022Q1	1	3.00	\$0	\$0.01	\$462.51
			2	4.00	\$1,500	\$375.01	\$771.88
	GATE, CHAIN-LINK FENCE, ALUMINUM COATED / U						
	605072M	2022Q1	1	3.00	\$0	\$0.01	\$480.01
			1	3.00	\$0	\$0.01	\$480.01
	GATE, CHAIN-LINK FENCE, ALUMINUM COATED / U						
	605081M	2022Q1	1	3.00	\$0	\$0.01	\$637.51
			1	3.00	\$0	\$0.01	\$637.51

WEIGHTED AVERAGE ITEM PRICE REPORT
 BY REGION, ITEM, AND QUARTER

REGION	ITEM	CALENDAR QUARTER	NUMBER OF OCCUR'S	TOTAL QUANTITY	TOTAL DOLLARS	AVERAGE AWARDED PRICE	AVERAGE OF LOW 3 BIDDERS
N	GATE, CHAIN-LINK FENCE, PVC-COATED STEEL / U						
	605099M	2022Q1	1	3.00	\$0	\$0.01	\$267.51
			1	3.00	\$0	\$0.01	\$267.51
	GATE, CHAIN-LINK FENCE, PVC-COATED STEEL / U						
	605105M	2022Q1	1	3.00	\$0	\$0.01	\$430.01
			1	3.00	\$0	\$0.01	\$430.01
	GATE, CHAIN-LINK FENCE, PVC-COATED STEEL / U						
	605108M	2022Q1	1	3.00	\$0	\$0.01	\$700.01
			1	3.00	\$0	\$0.01	\$700.01
	GATE, CHAIN-LINK FENCE, PVC-COATED STEEL / U						
	605111M	2022Q1	1	3.00	\$0	\$0.01	\$725.01
			1	3.00	\$0	\$0.01	\$725.01
	GATE, CHAIN-LINK FENCE, PVC-COATED STEEL / U						
	605120M	2022Q1	1	3.00	\$0	\$0.01	\$950.01
			1	3.00	\$0	\$0.01	\$950.01
	SLIDING GATE, SECURITY FENCE, 12' WIDE / U						
	605152M	2022Q1	1	2.00	\$0	\$0.01	\$2,312.51
			1	2.00	\$0	\$0.01	\$2,312.51
	GATE, CHAIN-LINK FENCE, 15' WIDE / U						
	605156M	2021Q4	1	1.00	\$2,200	\$2,200.00	\$2,166.67
			1	1.00	\$2,200	\$2,200.00	\$2,166.67

WEIGHTED AVERAGE ITEM PRICE REPORT
 BY REGION, ITEM, AND QUARTER

REGION	ITEM	CALENDAR QUARTER	NUMBER OF OCCUR'S	TOTAL QUANTITY	TOTAL DOLLARS	AVERAGE AWARDED PRICE	AVERAGE OF LOW 3 BIDDERS
N	GATE, CHAIN-LINK FENCE, 30' WIDE / U						
	605171M	2021Q4	1	1.00	\$3,520	\$3,520.00	\$3,423.33
			1	1.00	\$3,520	\$3,520.00	\$3,423.33
	REPAIRING CHAIN-LINK FENCE / LF						
	605174M	2022Q1	1	2,000.00	\$120,000	\$60.00	\$67.11
			1	2,000.00	\$120,000	\$60.00	\$67.11
	BARRIER CURB MOUNTED FENCE / LF						
	605175M	2022Q1	1	770.00	\$115,500	\$150.00	\$147.33
			1	770.00	\$115,500	\$150.00	\$147.33
	TEMPORARY CHAIN-LINK FENCE, 6' HIGH / LF						
	605183P	2022Q2	1	100.00	\$6,000	\$60.00	\$48.67
			1	100.00	\$6,000	\$60.00	\$48.67
	HANDRAIL / LF						
	605193P	2022Q1	1	1,465.00	\$131,850	\$90.00	\$56.33
			1	1,465.00	\$131,850	\$90.00	\$56.33
	WOOD STOCKADE FENCE / LF						
	605195P	2022Q2	1	88.00	\$14,520	\$165.00	\$123.33
			1	88.00	\$14,520	\$165.00	\$123.33
	RESET FENCE / LF						
	605212P	2021Q4	1	59.00	\$2,596	\$44.00	\$53.67

(item continued)

WEIGHTED AVERAGE ITEM PRICE REPORT
BY REGION, ITEM, AND QUARTER

REGION	ITEM	CALENDAR QUARTER	NUMBER OF OCCUR'S	TOTAL QUANTITY	TOTAL DOLLARS	AVERAGE AWARDED PRICE	AVERAGE OF LOW 3 BIDDERS
N	RESET FENCE / LF						
	605212P	2022Q1	2	1,250.00	\$97,500	\$78.00	\$83.15
		2022Q2	1	190.00	\$14,440	\$76.00	\$62.00
			4	1,499.00	\$114,536	\$76.41	\$79.31

	VINYL PRIVACY FENCE, 6' HIGH / LF						
	605230P	2022Q2	1	55.00	\$6,875	\$125.00	\$112.72
			1	55.00	\$6,875	\$125.00	\$112.72

	HOT MIX ASPHALT SIDEWALK, 2" THICK / SY						
	606003P	2021Q4	1	2,000.00	\$132,000	\$66.00	\$53.67
		2022Q2	2	35.00	\$2,200	\$62.86	\$84.67
			3	2,035.00	\$134,200	\$65.95	\$54.20

	HOT MIX ASPHALT SIDEWALK, 5 1/2" THICK / SY						
	606009P	2021Q4	1	53.00	\$4,081	\$77.00	\$67.33
		2022Q1	2	17.00	\$2,925	\$172.06	\$161.08
			3	70.00	\$7,006	\$100.09	\$90.10

	CONCRETE SIDEWALK, 4" THICK / SY						
	606012P	2021Q4	3	14,548.00	\$1,984,493	\$136.41	\$136.39
		2022Q1	4	1,252.00	\$65,020	\$51.93	\$85.85
		2022Q2	3	4,553.00	\$526,051	\$115.54	\$134.70
			10	20,353.00	\$2,575,563	\$126.54	\$132.90

	TINTED CONCRETE SIDEWALK, 4" THICK / SY						
	606013P	2021Q4	1	284.00	\$41,180	\$145.00	\$188.33

(item continued)

WEIGHTED AVERAGE ITEM PRICE REPORT
BY REGION, ITEM, AND QUARTER

REGION	ITEM	CALENDAR QUARTER	NUMBER OF OCCUR'S	TOTAL QUANTITY	TOTAL DOLLARS	AVERAGE AWARDED PRICE	AVERAGE OF LOW 3 BIDDERS
N	TINTED CONCRETE SIDEWALK, 4" THICK / SY						
	606013P	2022Q2	1	538.00	\$96,840	\$180.00	\$190.00
			2	822.00	\$138,020	\$167.91	\$189.42
	CONCRETE SIDEWALK, 6" THICK / SY						
	606018P	2022Q1	5	2,331.00	\$304,017	\$130.42	\$138.65
		2022Q2	1	1.00	\$1,100	\$1,100.00	\$700.00
			6	2,332.00	\$305,117	\$130.84	\$138.90
	CONCRETE SIDEWALK, 8" THICK / SY						
	606021P	2021Q4	1	443.00	\$66,450	\$150.00	\$183.33
		2022Q2	2	477.00	\$225,000	\$471.70	\$389.37
			3	920.00	\$291,450	\$316.79	\$290.16
	CONCRETE SIDEWALK, REINFORCED, 6" THICK / SY						
	606024P	2022Q1	1	727.00	\$36,350	\$50.00	\$100.00
			1	727.00	\$36,350	\$50.00	\$100.00
	RESET PRECAST CONCRETE PAVERS / SY						
	606028P	2022Q1	1	258.00	\$32,508	\$126.00	\$133.67
			1	258.00	\$32,508	\$126.00	\$133.67
	BRICK PAVERS / SY						
	606029P	2021Q4	1	59.00	\$8,142	\$138.00	\$286.00
		2022Q1	1	25.00	\$2,500	\$100.00	\$172.00
			2	84.00	\$10,642	\$126.69	\$252.07

WEIGHTED AVERAGE ITEM PRICE REPORT
BY REGION, ITEM, AND QUARTER

REGION	ITEM	CALENDAR QUARTER	NUMBER OF OCCUR'S	TOTAL QUANTITY	TOTAL DOLLARS	AVERAGE AWARDED PRICE	AVERAGE OF LOW 3 BIDDERS
N	HOT MIX ASPHALT DRIVEWAY, 4" THICK / SY						
	606036P	2021Q4	1	1,194.00	\$42,984	\$36.00	\$42.00
			1	1,194.00	\$42,984	\$36.00	\$42.00
	HOT MIX ASPHALT DRIVEWAY, 6" THICK / SY						
	606039P	2021Q4	3	1,063.00	\$57,951	\$54.52	\$61.95
		2022Q1	4	808.00	\$40,070	\$49.59	\$71.27
		2022Q2	1	884.00	\$37,128	\$42.00	\$69.00
			8	2,755.00	\$135,149	\$49.06	\$66.94
	HOT MIX ASPHALT DRIVEWAY, 8" THICK / SY						
	606040P	2021Q4	1	410.00	\$38,950	\$95.00	\$113.00
			1	410.00	\$38,950	\$95.00	\$113.00
	HOT MIX ASPHALT DRIVEWAY, VARIABLE THICK / SY						
	606042P	2022Q1	4	1,738.00	\$95,370	\$54.87	\$61.99
		2022Q2	1	223.00	\$14,495	\$65.00	\$73.33
			5	1,961.00	\$109,865	\$56.02	\$63.28
	STONE OR GRAVEL DRIVEWAY, ___" THICK / SY						
	606044P	2022Q2	1	149.00	\$5,215	\$35.00	\$34.67
			1	149.00	\$5,215	\$35.00	\$34.67
	CONCRETE DRIVEWAY, 6" THICK / SY						
	606051P	2021Q4	1	17.00	\$3,188	\$187.50	\$270.83
		2022Q1	2	1,258.00	\$194,089	\$154.28	\$151.73
		2022Q2	1	88.00	\$13,200	\$150.00	\$167.33
			4	1,363.00	\$210,477	\$154.42	\$154.22

WEIGHTED AVERAGE ITEM PRICE REPORT
BY REGION, ITEM, AND QUARTER

REGION	ITEM	CALENDAR QUARTER	NUMBER OF OCCUR'S	TOTAL QUANTITY	TOTAL DOLLARS	AVERAGE AWARDED PRICE	AVERAGE OF LOW 3 BIDDERS
N	CONCRETE DRIVEWAY, 8" THICK / SY						
	606054P	2022Q2	1	166.00	\$33,200	\$200.00	\$190.70
			1	166.00	\$33,200	\$200.00	\$190.70
	CONCRETE DRIVEWAY, REINFORCED, 6" THICK / SY						
	606057P	2021Q4	1	1,009.00	\$122,089	\$121.00	\$143.67
		2022Q2	1	34.00	\$5,100	\$150.00	\$176.67
			2	1,043.00	\$127,189	\$121.95	\$144.74
	CONCRETE DRIVEWAY, REINFORCED, 8" THICK / SY						
	606060P	2021Q4	1	754.00	\$116,870	\$155.00	\$168.33
		2022Q1	2	266.00	\$50,351	\$189.29	\$180.66
			3	1,020.00	\$167,221	\$163.94	\$171.55
	CONCRETE ISLAND, 4" THICK / SY						
	606075P	2021Q4	2	266.00	\$30,958	\$116.38	\$130.15
		2022Q2	2	1,232.00	\$193,043	\$156.69	\$150.07
			4	1,498.00	\$224,001	\$149.53	\$146.53
	CONCRETE ISLAND, 6" THICK / SY						
	606078P	2022Q1	3	893.00	\$133,760	\$149.79	\$140.72
		2022Q2	2	40.00	\$8,500	\$212.50	\$215.90
			5	933.00	\$142,260	\$152.48	\$143.94
	DETECTABLE WARNING SURFACE / SY						
	606084P	2021Q4	3	329.00	\$93,940	\$285.53	\$326.56
		2022Q1	6	218.00	\$58,217	\$267.05	\$325.71

(item continued)

WEIGHTED AVERAGE ITEM PRICE REPORT
 BY REGION, ITEM, AND QUARTER

REGION	ITEM	CALENDAR QUARTER	NUMBER OF OCCUR'S	TOTAL QUANTITY	TOTAL DOLLARS	AVERAGE AWARDED PRICE	AVERAGE OF LOW 3 BIDDERS
N	DETECTABLE WARNING SURFACE / SY						
	606084P	2022Q2	3	163.00	\$51,040	\$313.13	\$428.01
			12	710.00	\$203,197	\$286.19	\$349.59
	DETECTABLE WARNING SURFACE, PAVER / SF						
	606085P	2022Q1	1	16.00	\$302	\$18.90	\$51.97
			1	16.00	\$302	\$18.90	\$51.97
	DETECTABLE WARNING SURFACE, CAST IRON / SY						
	606088P	2021Q4	1	225.00	\$105,750	\$470.00	\$498.33
			1	225.00	\$105,750	\$470.00	\$498.33
	GRANITE PAVING / SF						
	606094P	2021Q4	1	2,719.00	\$51,661	\$19.00	\$66.33
			1	2,719.00	\$51,661	\$19.00	\$66.33
	TURF PAVERS / SY						
	606095P	2022Q1	1	150.00	\$22,500	\$150.00	\$153.33
		2022Q2	1	11.00	\$4,235	\$385.00	\$283.07
			2	161.00	\$26,735	\$166.06	\$162.20
	STAMPED COLORED CONC SIDEWALKS, 4" / SY						
	606103P	2022Q1	1	83.00	\$15,687	\$189.00	\$228.00
			1	83.00	\$15,687	\$189.00	\$228.00
	15" X 41" CONCRETE BARRIER CURB / LF						
	607003P	2021Q4	1	17.00	\$13,090	\$770.00	\$640.00
			1	17.00	\$13,090	\$770.00	\$640.00

WEIGHTED AVERAGE ITEM PRICE REPORT
BY REGION, ITEM, AND QUARTER

REGION	ITEM	CALENDAR QUARTER	NUMBER OF OCCUR'S	TOTAL QUANTITY	TOTAL DOLLARS	AVERAGE AWARDED PRICE	AVERAGE OF LOW 3 BIDDERS
N	24" X 41" CONCRETE BARRIER CURB / LF						
	607012P	2022Q1	1	140.00	\$107,800	\$770.00	\$755.00
		2022Q2	2	788.00	\$310,280	\$393.76	\$314.97
			3	928.00	\$418,080	\$450.52	\$381.35
	9" X 16" CONCRETE VERTICAL CURB / LF						
	607018P	2021Q4	3	27,900.00	\$1,643,167	\$58.89	\$57.37
		2022Q1	6	6,698.00	\$495,568	\$73.99	\$75.35
		2022Q2	6	26,473.00	\$2,446,475	\$92.41	\$69.99
			15	61,071.00	\$4,585,210	\$75.08	\$64.82
	9" X 18" CONCRETE VERTICAL CURB / LF						
	607021P	2021Q4	1	1,055.00	\$131,875	\$125.00	\$121.67
		2022Q1	6	5,909.00	\$467,163	\$79.06	\$80.07
		2022Q2	2	796.00	\$57,011	\$71.62	\$66.90
			9	7,760.00	\$656,049	\$84.54	\$84.38
	9" X 20" CONCRETE VERTICAL CURB / LF						
	607024P	2022Q1	4	1,697.00	\$160,575	\$94.62	\$95.69
		2022Q2	1	21.00	\$1,806	\$86.00	\$82.33
			5	1,718.00	\$162,381	\$94.52	\$95.52
	12" X 13" CONCRETE SLOPING CURB / LF						
	607030P	2021Q4	2	1,069.00	\$80,684	\$75.48	\$72.65
		2022Q1	3	687.00	\$37,610	\$54.74	\$62.48
		2022Q2	2	2,031.00	\$100,066	\$49.27	\$47.85
			7	3,787.00	\$218,360	\$57.66	\$57.51

WEIGHTED AVERAGE ITEM PRICE REPORT
 BY REGION, ITEM, AND QUARTER

REGION	ITEM	CALENDAR QUARTER	NUMBER OF OCCUR'S	TOTAL QUANTITY	TOTAL DOLLARS	AVERAGE AWARDED PRICE	AVERAGE OF LOW 3 BIDDERS
N	9" X 14" CONCRETE VERTICAL CURB / LF						
	607034P	2021Q4	1	1,353.00	\$39,237	\$29.00	\$29.67
		2022Q1	2	1,053.00	\$111,643	\$106.02	\$95.00
		2022Q2	3	6,860.00	\$630,292	\$91.88	\$68.40
			6	9,266.00	\$781,172	\$84.31	\$65.77
	9" X 6" CONCRETE VERTICAL CURB, DOWELLED / LF						
	607045P	2022Q1	1	1,584.00	\$47,520	\$30.00	\$30.67
			1	1,584.00	\$47,520	\$30.00	\$30.67
	24" X VARIABLE HEIGHT CONCRETE BARRIER C / LF						
	607060P	2022Q2	2	1,558.00	\$348,455	\$223.66	\$234.07
			2	1,558.00	\$348,455	\$223.66	\$234.07
	24" X VARIABLE HEIGHT CONCRETE BARRIER C / LF						
	607066P	2022Q2	1	1,714.00	\$342,800	\$200.00	\$326.67
			1	1,714.00	\$342,800	\$200.00	\$326.67
	9" X VARIABLE HEIGHT CONCRETE VERTICAL C / LF						
	607069P	2021Q3	1	84.00	\$33,600	\$400.00	\$325.00
			1	84.00	\$33,600	\$400.00	\$325.00
	GRANITE CURB / LF						
	607075P	2022Q2	1	178.00	\$14,240	\$80.00	\$140.46
			1	178.00	\$14,240	\$80.00	\$140.46

WEIGHTED AVERAGE ITEM PRICE REPORT
BY REGION, ITEM, AND QUARTER

REGION	ITEM	CALENDAR QUARTER	NUMBER OF OCCUR'S	TOTAL QUANTITY	TOTAL DOLLARS	AVERAGE AWARDED PRICE	AVERAGE OF LOW 3 BIDDERS
N	BELGIAN BLOCK CURB / LF						
	607076P	2022Q1	1	504.00	\$48,611	\$96.45	\$86.82
			1	504.00	\$48,611	\$96.45	\$86.82
	9" X 4" HOT MIX ASPHALT CURB / LF						
	607081P	2022Q2	1	1,030.00	\$49,440	\$48.00	\$29.44
			1	1,030.00	\$49,440	\$48.00	\$29.44
	24 1/2" X ___" F SHAPE BAR CURB, DOWELLED / LF						
	607112P	2022Q2	1	1,822.00	\$300,630	\$165.00	\$255.00
			1	1,822.00	\$300,630	\$165.00	\$255.00
	VAR WIDTH X VAR HT F SHAPE CONC BAR CURB / LF						
	607115P	2022Q2	1	4,072.00	\$1,893,480	\$465.00	\$456.67
			1	4,072.00	\$1,893,480	\$465.00	\$456.67
	9" X VAR HT TINTED CONCRETE VERT CURB / LF						
	607220P	2021Q4	1	432.00	\$37,649	\$87.15	\$100.72
			1	432.00	\$37,649	\$87.15	\$100.72
	NONVEGETATIVE SURFACE, HOT MIX ASPHALT / SY						
	608003P	2021Q4	2	570.00	\$28,297	\$49.64	\$47.15
		2022Q1	3	216.00	\$16,537	\$76.56	\$84.83
			5	786.00	\$44,833	\$57.04	\$57.51
	NONVEGETATIVE SURFACE, POROUS HMA / SY						
	608004P	2021Q4	1	304.00	\$13,376	\$44.00	\$62.33

(item continued)

WEIGHTED AVERAGE ITEM PRICE REPORT
BY REGION, ITEM, AND QUARTER

REGION	ITEM	CALENDAR QUARTER	NUMBER OF OCCUR'S	TOTAL QUANTITY	TOTAL DOLLARS	AVERAGE AWARDED PRICE	AVERAGE OF LOW 3 BIDDERS
N	NONVEGETATIVE SURFACE, POROUS HMA / SY						
	608004P	2022Q1	1	1,193.00	\$55,594	\$46.60	\$46.62
		2022Q2	5	19,099.00	\$978,695	\$51.24	\$48.65
			7	20,596.00	\$1,047,665	\$50.87	\$48.74
	NONVEGETATIVE SURFACE, POROUS HOT MIX AS / SY						
	608005P	2022Q1	1	352.00	\$24,640	\$70.00	\$65.00
		2022Q2	1	2,900.00	\$191,400	\$66.00	\$70.33
			2	3,252.00	\$216,040	\$66.43	\$69.76
	NONVEGETATIVE SURFACE, POLYESTER MATTING / SY						
	608012P	2021Q4	1	4,127.00	\$206,350	\$50.00	\$53.33
		2022Q1	1	396.00	\$21,780	\$55.00	\$70.00
			2	4,523.00	\$228,130	\$50.44	\$54.79
	NONVEGETATIVE SURFACE, BROKEN STONE / SY						
	608015P	2022Q1	1	13.00	\$1,430	\$110.00	\$91.67
			1	13.00	\$1,430	\$110.00	\$91.67
	BEAM GUIDE RAIL / LF						
	609003M	2021Q4	2	7,147.00	\$289,296	\$40.48	\$42.80
		2022Q1	4	6,387.00	\$254,969	\$39.92	\$38.95
		2022Q2	6	38,846.00	\$1,560,941	\$40.18	\$40.93
			12	52,380.00	\$2,105,206	\$40.19	\$40.94
	BEAM GUIDE RAIL, BRIDGE / LF						
	609004M	2021Q4	1	464.00	\$75,632	\$163.00	\$186.67

(item continued)

WEIGHTED AVERAGE ITEM PRICE REPORT
BY REGION, ITEM, AND QUARTER

REGION	ITEM	CALENDAR QUARTER	NUMBER OF OCCUR'S	TOTAL QUANTITY	TOTAL DOLLARS	AVERAGE AWARDED PRICE	AVERAGE OF LOW 3 BIDDERS
N	BEAM GUIDE RAIL, BRIDGE / LF						
	609004M	2022Q2	2	1,336.00	\$294,895	\$220.73	\$256.86
			3	1,800.00	\$370,527	\$205.85	\$238.77
	BEAM GUIDE RAIL, DUAL-FACED / LF						
	609006M	2021Q4	1	100.00	\$5,000	\$50.00	\$57.00
			1	100.00	\$5,000	\$50.00	\$57.00
	MODIFIED THRIE BEAM GUIDE RAIL / LF						
	609009M	2022Q2	1	28.00	\$2,800	\$100.00	\$96.67
			1	28.00	\$2,800	\$100.00	\$96.67
	MODIFIED THRIE BEAM GUIDE RAIL, BRIDGE / LF						
	609011M	2021Q4	1	312.00	\$70,512	\$226.00	\$256.33
			1	312.00	\$70,512	\$226.00	\$256.33
	THRIE BEAM GUIDE RAIL, BRIDGE / LF						
	609015M	2022Q2	2	438.00	\$101,050	\$230.71	\$234.09
			2	438.00	\$101,050	\$230.71	\$234.09
	RUB RAIL / LF						
	609021M	2022Q2	1	100.00	\$1,400	\$14.00	\$16.00
			1	100.00	\$1,400	\$14.00	\$16.00
	TANGENT GUIDE RAIL TERMINAL / U						
	609027M	2021Q4	1	12.00	\$51,600	\$4,300.00	\$4,400.00

(item continued)

WEIGHTED AVERAGE ITEM PRICE REPORT
 BY REGION, ITEM, AND QUARTER

REGION	ITEM	CALENDAR QUARTER	NUMBER OF OCCUR'S	TOTAL QUANTITY	TOTAL DOLLARS	AVERAGE AWARDED PRICE	AVERAGE OF LOW 3 BIDDERS
N	TANGENT GUIDE RAIL TERMINAL / U						
	609027M	2022Q1	3	8.00	\$35,520	\$4,440.00	\$4,326.25
		2022Q2	5	35.00	\$158,100	\$4,517.14	\$4,432.59
			9	55.00	\$245,220	\$4,458.55	\$4,410.01

	CONTROLLED RELEASE TERMINAL / U						
	609033M	2022Q2	1	1.00	\$700	\$700.00	\$1,299.67
			1	1.00	\$700	\$700.00	\$1,299.67

	CONTROLLED RELEASE TERMINAL ANCHORAGE / U						
	609036M	2022Q2	1	1.00	\$2,700	\$2,700.00	\$2,800.00
			1	1.00	\$2,700	\$2,700.00	\$2,800.00

	BEAM GUIDE RAIL ANCHORAGE / U						
	609039M	2021Q4	2	17.00	\$25,810	\$1,518.24	\$1,699.61
		2022Q1	3	6.00	\$8,640	\$1,440.00	\$1,805.00
		2022Q2	5	58.00	\$85,250	\$1,469.83	\$1,577.95
			10	81.00	\$119,700	\$1,477.78	\$1,620.30

	BEAM GUIDE RAIL POST / U						
	609042M	2022Q1	1	162.00	\$16,686	\$103.00	\$96.67
		2022Q2	2	190.00	\$33,088	\$174.15	\$155.00
			3	352.00	\$49,774	\$141.40	\$128.15

	BEAM GUIDE RAIL POST, 7' LONG / U						
	609045M	2022Q2	1	54.00	\$1,080	\$20.00	\$67.50
			1	54.00	\$1,080	\$20.00	\$67.50

WEIGHTED AVERAGE ITEM PRICE REPORT
BY REGION, ITEM, AND QUARTER

REGION	ITEM	CALENDAR QUARTER	NUMBER OF OCCUR'S	TOTAL QUANTITY	TOTAL DOLLARS	AVERAGE AWARDED PRICE	AVERAGE OF LOW 3 BIDDERS
N	BEAM GUIDE RAIL POST, 8' LONG / U						
	609048M	2022Q1	1	37.00	\$4,440	\$120.00	\$116.67
		2022Q2	2	179.00	\$7,160	\$40.00	\$63.75
			3	216.00	\$11,600	\$53.70	\$72.82
	BEAM GUIDE RAIL POST, 9' LONG / U						
	609050M	2022Q2	1	15.00	\$1,875	\$125.00	\$119.33
			1	15.00	\$1,875	\$125.00	\$119.33
	BEAM GUIDE RAIL ELEMENT / LF						
	609054M	2022Q2	1	32.00	\$480	\$15.00	\$26.00
			1	32.00	\$480	\$15.00	\$26.00
	APPROACH GUIDE RAIL TRANSITION TL-2 / U						
	609058M	2021Q4	1	4.00	\$10,800	\$2,700.00	\$2,783.33
		2022Q1	2	3.00	\$6,420	\$2,140.00	\$2,191.11
		2022Q2	1	2.00	\$6,000	\$3,000.00	\$3,425.00
			4	9.00	\$23,220	\$2,580.00	\$2,728.52
	APPROACH GUIDE RAIL TRANSITION TL-3 / U						
	609059M	2022Q1	1	1.00	\$3,935	\$3,935.00	\$3,878.33
		2022Q2	3	24.00	\$98,800	\$4,116.67	\$4,017.22
			4	25.00	\$102,735	\$4,109.40	\$4,011.67
	RESET BEAM GUIDE RAIL WITH EXISTING POST / LF						
	609063M	2022Q2	2	425.00	\$11,000	\$25.88	\$21.78
			2	425.00	\$11,000	\$25.88	\$21.78

WEIGHTED AVERAGE ITEM PRICE REPORT
BY REGION, ITEM, AND QUARTER

REGION	ITEM	CALENDAR QUARTER	NUMBER OF OCCUR'S	TOTAL QUANTITY	TOTAL DOLLARS	AVERAGE AWARDED PRICE	AVERAGE OF LOW 3 BIDDERS
N	REMOVAL OF BEAM GUIDE RAIL / LF						
	609075M	2021Q4	2	5,012.00	\$16,841	\$3.36	\$3.83
		2022Q1	4	6,579.00	\$16,209	\$2.46	\$1.86
		2022Q2	6	41,210.00	\$102,501	\$2.49	\$2.11
			12	52,801.00	\$135,550	\$2.57	\$2.24

	TRAFFIC STRIPES, 4" / LF						
	610003M	2021Q3	2	436,632.00	\$397,653	\$0.91	\$0.55
		2021Q4	3	4,690,740.00	\$2,113,945	\$0.45	\$0.49
		2022Q1	8	597,173.00	\$267,015	\$0.45	\$0.46
		2022Q2	6	523,303.00	\$237,654	\$0.45	\$0.43
			19	6,247,848.00	\$3,016,267	\$0.48	\$0.48

	TRAFFIC STRIPES, 6" / LF						
	610006M	2021Q3	1	127,820.00	\$196,843	\$1.54	\$0.81
		2021Q4	1	1,082,774.00	\$649,664	\$0.60	\$0.67
		2022Q1	2	75,000.00	\$36,375	\$0.49	\$0.49
		2022Q2	1	1,500.00	\$4,500	\$3.00	\$2.83
			5	1,287,094.00	\$887,382	\$0.69	\$0.68

	TRAFFIC STRIPES, 8" / LF						
	610007M	2021Q4	1	227,461.00	\$341,192	\$1.50	\$1.25
		2022Q1	8	72,124.00	\$53,123	\$0.74	\$0.74
		2022Q2	3	12,627.00	\$11,510	\$0.91	\$0.96
			12	312,212.00	\$405,824	\$1.30	\$1.12

	TRAFFIC MARKINGS, SYMBOLS / SF						
	610008M	2021Q4	2	557.00	\$3,926	\$7.05	\$7.77
		2022Q1	3	1,064.00	\$8,629	\$8.11	\$7.60
			5	1,621.00	\$12,555	\$7.75	\$7.66

WEIGHTED AVERAGE ITEM PRICE REPORT
 BY REGION, ITEM, AND QUARTER

REGION	ITEM	CALENDAR QUARTER	NUMBER OF OCCUR'S	TOTAL QUANTITY	TOTAL DOLLARS	AVERAGE AWARDED PRICE	AVERAGE OF LOW 3 BIDDERS
N	TRAFFIC MARKINGS / SF						
	610009M	2021Q4	1	5,000.00	\$35,750	\$7.15	\$6.85
		2022Q1	2	1,412.00	\$5,817	\$4.12	\$4.26
		2022Q2	1	566.00	\$4,528	\$8.00	\$8.01
			4	6,978.00	\$46,095	\$6.61	\$6.42
	RPM, MONO-DIRECTIONAL, WHITE LENS / U						
	610012M	2021Q3	3	6,039.00	\$176,584	\$29.24	\$33.14
		2021Q4	3	2,065.00	\$69,245	\$33.53	\$38.24
		2022Q1	6	4,039.00	\$146,923	\$36.38	\$34.59
		2022Q2	6	4,904.00	\$205,680	\$41.94	\$37.59
			18	17,047.00	\$598,432	\$35.10	\$35.38
	TRAFFIC MARKING LINES, 4" / LF						
	610013M	2021Q4	2	82,354.00	\$177,071	\$2.15	\$1.66
		2022Q1	2	20,000.00	\$14,800	\$0.74	\$0.75
			4	102,354.00	\$191,871	\$1.87	\$1.48
	TRAFFIC MARKING LINES, 8" / LF						
	610014M	2021Q3	3	49,403.00	\$66,631	\$1.35	\$1.26
		2021Q4	4	73,516.00	\$468,354	\$6.37	\$4.78
		2022Q1	4	24,047.00	\$34,295	\$1.43	\$1.49
		2022Q2	4	22,035.00	\$39,186	\$1.78	\$1.71
			15	169,001.00	\$608,466	\$3.60	\$2.88
	TRAFFIC MARKING LINES, 12" / LF						
	610016M	2021Q4	3	23,268.00	\$50,350	\$2.16	\$2.46
		2022Q2	2	164.00	\$957	\$5.83	\$6.53
			5	23,432.00	\$51,307	\$2.19	\$2.49

WEIGHTED AVERAGE ITEM PRICE REPORT
BY REGION, ITEM, AND QUARTER

REGION	ITEM	CALENDAR QUARTER	NUMBER OF OCCUR'S	TOTAL QUANTITY	TOTAL DOLLARS	AVERAGE AWARDED PRICE	AVERAGE OF LOW 3 BIDDERS
N	TRAFFIC MARKING LINES, 24" / LF						
	610017M	2021Q3	3	12,365.00	\$69,866	\$5.65	\$5.32
		2021Q4	4	152,253.00	\$1,624,067	\$10.67	\$10.38
		2022Q1	5	13,377.00	\$64,864	\$4.85	\$4.75
		2022Q2	5	12,510.00	\$74,770	\$5.98	\$5.61
			17	190,505.00	\$1,833,566	\$9.62	\$9.34
	RPM, MONO-DIRECTIONAL, AMBER LENS / U						
	610018M	2021Q3	3	2,525.00	\$73,751	\$29.21	\$33.17
		2021Q4	3	1,413.00	\$44,824	\$31.72	\$40.38
		2022Q1	6	2,484.00	\$89,018	\$35.84	\$34.70
		2022Q2	6	1,949.00	\$81,973	\$42.06	\$38.64
			18	8,371.00	\$289,566	\$34.59	\$36.12
	RPM, BI-DIRECTIONAL, AMBER LENS / U						
	610021M	2021Q3	1	460.00	\$16,946	\$36.84	\$36.84
		2021Q4	3	1,442.00	\$46,216	\$32.05	\$40.54
		2022Q1	4	2,509.00	\$86,258	\$34.38	\$34.36
		2022Q2	2	34.00	\$1,540	\$45.29	\$45.31
			10	4,445.00	\$150,960	\$33.96	\$36.70
	REMOVAL OF RPM / U						
	610024M	2021Q3	3	9,029.00	\$144,290	\$15.98	\$14.63
		2021Q4	2	2,100.00	\$8,700	\$4.14	\$7.01
		2022Q1	6	9,032.00	\$86,814	\$9.61	\$5.78
		2022Q2	5	6,189.00	\$75,436	\$12.19	\$9.81
			16	26,350.00	\$315,240	\$11.96	\$9.86
	REMOVAL AND REPLACEMENT OF RPM LENS / U						
	610027M	2021Q4	1	44,100.00	\$837,900	\$19.00	\$18.15
			1	44,100.00	\$837,900	\$19.00	\$18.15

WEIGHTED AVERAGE ITEM PRICE REPORT
BY REGION, ITEM, AND QUARTER

REGION	ITEM	CALENDAR QUARTER	NUMBER OF OCCUR'S	TOTAL QUANTITY	TOTAL DOLLARS	AVERAGE AWARDED PRICE	AVERAGE OF LOW 3 BIDDERS
N	FLEXIBLE DELINEATOR, GROUND MOUNTED / U						
	610030M	2021Q4	1	40.00	\$3,320	\$83.00	\$89.00
			1	40.00	\$3,320	\$83.00	\$89.00

	RUMBLE STRIP / LF						
	610033M	2021Q3	3	236,640.00	\$84,578	\$0.36	\$0.38
		2021Q4	2	25,570.00	\$29,925	\$1.17	\$0.90
		2022Q1	5	45,717.00	\$68,706	\$1.50	\$1.74
		2022Q2	4	52,229.00	\$63,252	\$1.21	\$1.46
			14	360,156.00	\$246,461	\$0.68	\$0.74

	REMOVAL OF TRAFFIC STRIPES / LF						
	610036M	2021Q3	3	549,312.00	\$333,378	\$0.61	\$0.62
		2021Q4	4	584,876.00	\$82,084	\$0.14	\$0.55
		2022Q1	7	115,107.00	\$87,957	\$0.76	\$0.61
		2022Q2	5	480,810.00	\$388,425	\$0.81	\$0.72
			19	1,730,105.00	\$891,844	\$0.52	\$0.63

	REMOVAL OF RUMBLE STRIP / LF						
	610038M	2022Q2	3	22,797.00	\$178,615	\$7.84	\$10.24
			3	22,797.00	\$178,615	\$7.84	\$10.24

	REMOVAL OF TRAFFIC MARKINGS / SF						
	610039M	2021Q3	3	61,068.00	\$123,788	\$2.03	\$2.90
		2021Q4	3	23,593.00	\$23,637	\$1.00	\$2.71
		2022Q1	6	2,331.00	\$4,543	\$1.95	\$1.92
		2022Q2	2	18,900.00	\$53,200	\$2.81	\$3.20
			14	105,892.00	\$205,168	\$1.94	\$2.89

WEIGHTED AVERAGE ITEM PRICE REPORT
 BY REGION, ITEM, AND QUARTER

REGION	ITEM	CALENDAR QUARTER	NUMBER OF OCCUR'S	TOTAL QUANTITY	TOTAL DOLLARS	AVERAGE AWARDED PRICE	AVERAGE OF LOW 3 BIDDERS
N	BOLLARD / U						
	610045M	2022Q1	1	4.00	\$1,000	\$250.00	\$441.67
			1	4.00	\$1,000	\$250.00	\$441.67

	TRAFFIC MARKINGS SYMBOLS / SF						
	610060M	2021Q3	2	1,250.00	\$9,277	\$7.42	\$7.29
		2021Q4	1	40,549.00	\$324,392	\$8.00	\$8.60
		2022Q1	4	5,418.00	\$39,354	\$7.26	\$7.42
		2022Q2	3	3,960.00	\$32,115	\$8.11	\$7.76
			10	51,177.00	\$405,138	\$7.92	\$8.38

	CUSH, COMP BAR, TYPE 2, NARROW / U						
	611300M	2021Q4	1	5.00	\$140,500	\$28,100.00	\$26,200.00
			1	5.00	\$140,500	\$28,100.00	\$26,200.00

	CRASH CUSH, COMP BAR, TYPE 2, MEDIUM / U						
	611303M	2021Q4	1	2.00	\$62,700	\$31,350.00	\$29,283.33
			1	2.00	\$62,700	\$31,350.00	\$29,283.33

	CRASH CUSH, COMP BAR, TYPE 3, NARROW / U						
	611312M	2022Q2	2	20.00	\$817,000	\$40,850.00	\$41,900.00
			2	20.00	\$817,000	\$40,850.00	\$41,900.00

	CRASH CUSHION, COMP BAR, TYPE 3, WIDE / U						
	611318M	2022Q2	2	10.00	\$558,000	\$55,800.00	\$56,940.00
			2	10.00	\$558,000	\$55,800.00	\$56,940.00

WEIGHTED AVERAGE ITEM PRICE REPORT
BY REGION, ITEM, AND QUARTER

REGION	ITEM	CALENDAR QUARTER	NUMBER OF OCCUR'S	TOTAL QUANTITY	TOTAL DOLLARS	AVERAGE AWARDED PRICE	AVERAGE OF LOW 3 BIDDERS
N	REGULATORY AND WARNING SIGN / SF						
	612003P	2021Q4	3	4,841.00	\$193,382	\$39.95	\$54.82
		2022Q1	2	90.00	\$3,600	\$40.00	\$41.30
		2022Q2	4	2,043.00	\$88,776	\$43.45	\$44.36
			9	6,974.00	\$285,758	\$40.97	\$51.58
	GUIDE SIGN, TYPE GA, STEEL "U" POST SUPP / SF						
	612006P	2022Q2	1	364.00	\$16,380	\$45.00	\$56.67
			1	364.00	\$16,380	\$45.00	\$56.67
	GUIDE SIGN, TYPE GA, BREAKAWAY SUPPORTS / SF						
	612009P	2021Q4	1	13.00	\$507	\$39.00	\$89.67
		2022Q1	1	25.00	\$1,000	\$40.00	\$38.33
			2	38.00	\$1,507	\$39.66	\$55.89
	GUIDE SIGN PANEL, TYPE GO / SF						
	612015P	2022Q2	1	1,315.00	\$59,175	\$45.00	\$46.00
			1	1,315.00	\$59,175	\$45.00	\$46.00
	RELOCATE SIGN / U						
	612021M	2021Q4	1	60.00	\$16,500	\$275.00	\$291.67
		2022Q2	1	1.00	\$500	\$500.00	\$283.33
			2	61.00	\$17,000	\$278.69	\$291.53
	OVERHEAD STREET NAME SIGNS / SF						
	612030P	2021Q4	2	478.00	\$29,240	\$61.17	\$224.41
		2022Q2	1	77.00	\$3,927	\$51.00	\$53.42
			3	555.00	\$33,167	\$59.76	\$200.69

WEIGHTED AVERAGE ITEM PRICE REPORT
 BY REGION, ITEM, AND QUARTER

REGION	ITEM	CALENDAR QUARTER	NUMBER OF OCCUR'S	TOTAL QUANTITY	TOTAL DOLLARS	AVERAGE AWARDED PRICE	AVERAGE OF LOW 3 BIDDERS
N	NOISE BARRIER, FOUNDATION / U						
	613002P	2022Q1	1	2.00	\$100,000	\$50,000.00	\$31,666.67
			1	2.00	\$100,000	\$50,000.00	\$31,666.67
	NOISE BARRIER, ROADWAY / SY						
	613004P	2022Q1	1	70.00	\$49,000	\$700.00	\$833.33
			1	70.00	\$49,000	\$700.00	\$833.33
	NOISE BARRIER, BRIDGE / SY						
	613005P	2022Q1	1	55.00	\$55,000	\$1,000.00	\$1,466.67
			1	55.00	\$55,000	\$1,000.00	\$1,466.67
	WATER UTILITY RELOCATION / LS						
	651001P	2022Q1	1	1.00	\$25,000	\$25,000.00	\$23,333.33
			1	1.00	\$25,000	\$25,000.00	\$23,333.33
	6" DUCTILE IRON WATER PIPE, CLASS 54 / LF						
	651055P	2022Q2	1	220.00	\$58,300	\$265.00	\$391.67
			1	220.00	\$58,300	\$265.00	\$391.67
	8" DUCTILE IRON WATER PIPE, CLASS 54 / LF						
	651058P	2022Q2	1	250.00	\$75,000	\$300.00	\$381.67
			1	250.00	\$75,000	\$300.00	\$381.67
	12" DUCTILE IRON WATER PIPE, CLASS 54 / LF						
	651064P	2022Q2	1	105.00	\$51,975	\$495.00	\$731.67
			1	105.00	\$51,975	\$495.00	\$731.67

WEIGHTED AVERAGE ITEM PRICE REPORT
BY REGION, ITEM, AND QUARTER

REGION	ITEM	CALENDAR QUARTER	NUMBER OF OCCUR'S	TOTAL QUANTITY	TOTAL DOLLARS	AVERAGE AWARDED PRICE	AVERAGE OF LOW 3 BIDDERS
N	FIRE HYDRANT / U						
	651246M	2021Q4	1	1.00	\$16,300	\$16,300.00	\$22,600.00
		2022Q2	1	7.00	\$77,000	\$11,000.00	\$12,333.33
			2	8.00	\$93,300	\$11,662.50	\$13,616.67
	RESET FIRE HYDRANT / U						
	651252M	2022Q2	1	1.00	\$1,500	\$1,500.00	\$2,200.00
			1	1.00	\$1,500	\$1,500.00	\$2,200.00
	RESET WATER MANHOLE / U						
	651253M	2022Q2	1	1.00	\$1,500	\$1,500.00	\$1,185.00
			1	1.00	\$1,500	\$1,500.00	\$1,185.00
	RESET WATER VALVE BOX / U						
	651255M	2021Q3	1	15.00	\$1,875	\$125.00	\$91.67
		2021Q4	1	231.00	\$9,240	\$40.00	\$76.67
		2022Q1	5	285.00	\$10,450	\$36.67	\$30.61
		2022Q2	3	21.00	\$1,905	\$90.71	\$144.31
			10	552.00	\$23,470	\$42.52	\$55.87
	WATER AS-BUILT PLAN / LS						
	651258M	2022Q2	1	1.00	\$3,000	\$3,000.00	\$3,600.00
			1	1.00	\$3,000	\$3,000.00	\$3,600.00
	12" POLYVINYL CHLORIDE SEWER PIPE / LF						
	652234P	2022Q2	1	647.00	\$158,515	\$245.00	\$213.00
			1	647.00	\$158,515	\$245.00	\$213.00

WEIGHTED AVERAGE ITEM PRICE REPORT
BY REGION, ITEM, AND QUARTER

REGION	ITEM	CALENDAR QUARTER	NUMBER OF OCCUR'S	TOTAL QUANTITY	TOTAL DOLLARS	AVERAGE AWARDED PRICE	AVERAGE OF LOW 3 BIDDERS
N	SANITARY SEWER PIPE LINING / LF						
	652414M	2022Q1	1	81.00	\$68,838	\$849.85	\$849.85
			1	81.00	\$68,838	\$849.85	\$849.85

	MANHOLE, SANITARY SEWER / U						
	652420M	2022Q2	1	2.00	\$15,000	\$7,500.00	\$9,166.67
			1	2.00	\$15,000	\$7,500.00	\$9,166.67

	MANHOLE, DOGHOUSE, SANITARY SEWER / U						
	652421M	2022Q2	1	1.00	\$7,500	\$7,500.00	\$10,166.67
			1	1.00	\$7,500	\$7,500.00	\$10,166.67

	RECONSTRUCTED MANHOLE, SANITARY SEWER, U / U						
	652429M	2022Q2	1	4.00	\$10,000	\$2,500.00	\$3,200.00
			1	4.00	\$10,000	\$2,500.00	\$3,200.00

	RESET MANHOLE, SANITARY SEWER, USING EXI / U						
	652432M	2021Q4	2	107.00	\$77,015	\$719.77	\$955.26
			2	107.00	\$77,015	\$719.77	\$955.26

	RESET MANHOLE, SANITARY SEWER, USING NEW / U						
	652435M	2021Q4	1	126.00	\$144,900	\$1,150.00	\$1,483.33
		2022Q2	1	18.00	\$23,400	\$1,300.00	\$1,231.67
			2	144.00	\$168,300	\$1,168.75	\$1,451.88

	6" GAS MAIN / LF						
	653009P	2022Q2	1	670.00	\$324,950	\$485.00	\$423.33
			1	670.00	\$324,950	\$485.00	\$423.33

WEIGHTED AVERAGE ITEM PRICE REPORT
BY REGION, ITEM, AND QUARTER

REGION	ITEM	CALENDAR QUARTER	NUMBER OF OCCUR'S	TOTAL QUANTITY	TOTAL DOLLARS	AVERAGE AWARDED PRICE	AVERAGE OF LOW 3 BIDDERS
N	16" GAS MAIN / LF						
	653024P	2022Q2	1	180.00	\$189,000	\$1,050.00	\$1,233.33
			1	180.00	\$189,000	\$1,050.00	\$1,233.33

	GAS SERVICE CONNECTION / U						
	653081M	2022Q2	1	18.00	\$111,600	\$6,200.00	\$6,100.00
			1	18.00	\$111,600	\$6,200.00	\$6,100.00

	RESET GAS VALVE BOX / U						
	653084M	2021Q3	1	15.00	\$1,875	\$125.00	\$100.00
		2021Q4	2	115.00	\$7,515	\$65.35	\$35.70
		2022Q1	4	250.00	\$5,380	\$21.52	\$22.61
		2022Q2	1	6.00	\$1,200	\$200.00	\$683.33
			8	386.00	\$15,970	\$41.37	\$39.79

	GAS AS-BUILT PLAN / LS						
	653087P	2022Q2	1	1.00	\$2,700	\$2,700.00	\$2,166.67
			1	1.00	\$2,700	\$2,700.00	\$2,166.67

	GAS MAIN REMOVAL / LF						
	653088P	2022Q2	1	770.00	\$123,200	\$160.00	\$161.67
			1	770.00	\$123,200	\$160.00	\$161.67

	ELECTRICAL CONDUIT / LF						
	654003P	2021Q4	1	167.00	\$36,740	\$220.00	\$188.33
			1	167.00	\$36,740	\$220.00	\$188.33

WEIGHTED AVERAGE ITEM PRICE REPORT
 BY REGION, ITEM, AND QUARTER

REGION	ITEM	CALENDAR QUARTER	NUMBER OF OCCUR'S	TOTAL QUANTITY	TOTAL DOLLARS	AVERAGE AWARDED PRICE	AVERAGE OF LOW 3 BIDDERS
N	GUY ANCHOR INSTALLATION / U						
	654005M	2022Q2	1	4.00	\$13,200	\$3,300.00	\$2,616.67
			1	4.00	\$13,200	\$3,300.00	\$2,616.67

	ELECTRICAL UTILITY RELOCATION / LS						
	654007P	2021Q4	2	2.00	\$608,300	\$304,150	\$329,717
		2022Q2	1	1.00	\$600,000	\$600,000	\$500,000
			3	3.00	\$1,208,300	\$402,767	\$386,478

	RELOCATE UNDERGROUND ELECTRIC SERVICE / U						
	654008P	2022Q2	1	2.00	\$50,000	\$25,000.00	\$21,666.67
			1	2.00	\$50,000	\$25,000.00	\$21,666.67

	UTILITY POLE SHEATH / U						
	654010M	2022Q2	1	7.00	\$23,100	\$3,300.00	\$2,833.33
			1	7.00	\$23,100	\$3,300.00	\$2,833.33

	RESET ELECTRIC MANHOLE / U						
	654029M	2021Q4	1	77.00	\$258,335	\$3,355.00	\$2,551.67
		2022Q2	1	2.00	\$5,600	\$2,800.00	\$1,983.33
			2	79.00	\$263,935	\$3,340.95	\$2,537.28

	RESET TELECOMMUNICATIONS MANHOLE / U						
	654050M	2022Q1	1	6.00	\$18,600	\$3,100.00	\$3,181.67
		2022Q2	1	4.00	\$3,000	\$750.00	\$1,243.67
			2	10.00	\$21,600	\$2,160.00	\$2,406.47

WEIGHTED AVERAGE ITEM PRICE REPORT
BY REGION, ITEM, AND QUARTER

REGION	ITEM	CALENDAR QUARTER	NUMBER OF OCCUR'S	TOTAL QUANTITY	TOTAL DOLLARS	AVERAGE AWARDED PRICE	AVERAGE OF LOW 3 BIDDERS
N	RESET TELECOMMUNICATIONS MANHOLE / U						
	655013P	2021Q4	1	209.00	\$292,600	\$1,400.00	\$1,233.33
			1	209.00	\$292,600	\$1,400.00	\$1,233.33
	ELECTRICAL UTILITY RELOCATION, JCP&L / LS						
	655031P	2022Q2	1	1.00	\$175,000	\$175,000	\$165,459
			1	1.00	\$175,000	\$175,000	\$165,459
	UTILITY PIPE SUPPORT / LS						
	657005P	2022Q2	1	1.00	\$65,000	\$65,000.00	\$104,688
			1	1.00	\$65,000	\$65,000.00	\$104,688
	3/4" RIGID METALLIC CONDUIT / LF						
	701006P	2022Q1	1	50.00	\$50	\$1.00	\$100.50
			1	50.00	\$50	\$1.00	\$100.50
	1 1/2" RIGID METALLIC CONDUIT / LF						
	701012P	2022Q1	3	1,124.00	\$30,720	\$27.33	\$53.40
		2022Q2	1	90.00	\$4,950	\$55.00	\$77.67
			4	1,214.00	\$35,670	\$29.38	\$55.20
	2" RIGID METALLIC CONDUIT / LF						
	701015P	2021Q4	2	540.00	\$28,620	\$53.00	\$54.17
		2022Q1	2	422.00	\$18,700	\$44.31	\$72.26
		2022Q2	3	215.00	\$14,315	\$66.58	\$79.48
			7	1,177.00	\$61,635	\$52.37	\$65.28

WEIGHTED AVERAGE ITEM PRICE REPORT
BY REGION, ITEM, AND QUARTER

REGION	ITEM	CALENDAR QUARTER	NUMBER OF OCCUR'S	TOTAL QUANTITY	TOTAL DOLLARS	AVERAGE AWARDED PRICE	AVERAGE OF LOW 3 BIDDERS
N	2 1/2" RIGID METALLIC CONDUIT / LF						
	701018P	2022Q1	1	100.00	\$1,000	\$10.00	\$70.67
			1	100.00	\$1,000	\$10.00	\$70.67
	3" RIGID METALLIC CONDUIT / LF						
	701021P	2021Q4	3	19,811.00	\$1,887,808	\$95.29	\$79.84
		2022Q1	3	5,447.00	\$304,335	\$55.87	\$82.19
		2022Q2	4	7,629.00	\$542,284	\$71.08	\$80.75
			10	32,887.00	\$2,734,427	\$83.15	\$80.44
	4" RIGID METALLIC CONDUIT / LF						
	701024P	2021Q4	1	24.00	\$2,544	\$106.00	\$117.00
		2022Q2	1	120.00	\$10,560	\$88.00	\$98.00
			2	144.00	\$13,104	\$91.00	\$101.17
	2" RIGID NONMETALLIC CONDUIT / LF						
	701027P	2022Q1	1	500.00	\$15,000	\$30.00	\$164.00
			1	500.00	\$15,000	\$30.00	\$164.00
	3" RIGID NONMETALLIC CONDUIT / LF						
	701030P	2022Q1	1	5,000.00	\$155,000	\$31.00	\$55.33
		2022Q2	2	1,262.00	\$49,605	\$39.31	\$39.30
			3	6,262.00	\$204,605	\$32.67	\$52.10
	1 1/4" FLEXIBLE METALLIC CONDUIT / LF						
	701036P	2022Q1	1	50.00	\$250	\$5.00	\$102.50
			1	50.00	\$250	\$5.00	\$102.50

WEIGHTED AVERAGE ITEM PRICE REPORT
BY REGION, ITEM, AND QUARTER

REGION	ITEM	CALENDAR QUARTER	NUMBER OF OCCUR'S	TOTAL QUANTITY	TOTAL DOLLARS	AVERAGE AWARDED PRICE	AVERAGE OF LOW 3 BIDDERS
N	1" FLEXIBLE METALLIC CONDUIT / LF						
	701038P	2022Q1	1	20.00	\$400	\$20.00	\$48.33
			1	20.00	\$400	\$20.00	\$48.33
	1 1/2" FLEXIBLE METALLIC CONDUIT / LF						
	701039P	2022Q1	1	50.00	\$250	\$5.00	\$102.50
			1	50.00	\$250	\$5.00	\$102.50
	38" JUNCTION BOX / U						
	701093M	2022Q1	1	1.00	\$500	\$500.00	\$3,732.00
			1	1.00	\$500	\$500.00	\$3,732.00
	10" X 36" JUNCTION BOX / U						
	701096M	2022Q1	1	18.00	\$27,000	\$1,500.00	\$1,700.00
		2022Q2	1	6.00	\$22,200	\$3,700.00	\$2,900.00
			2	24.00	\$49,200	\$2,050.00	\$2,000.00
	17" X 30" JUNCTION BOX / U						
	701099M	2022Q1	1	2.00	\$500	\$250.00	\$1,267.00
			1	2.00	\$500	\$250.00	\$1,267.00
	18" X 36" JUNCTION BOX / U						
	701102M	2021Q4	3	159.00	\$653,520	\$4,110.19	\$3,199.94
		2022Q1	2	41.00	\$75,600	\$1,843.90	\$3,403.25
		2022Q2	2	56.00	\$158,800	\$2,835.71	\$2,749.15
			7	256.00	\$887,920	\$3,468.44	\$3,133.89

WEIGHTED AVERAGE ITEM PRICE REPORT
 BY REGION, ITEM, AND QUARTER

REGION	ITEM	CALENDAR QUARTER	NUMBER OF OCCUR'S	TOTAL QUANTITY	TOTAL DOLLARS	AVERAGE AWARDED PRICE	AVERAGE OF LOW 3 BIDDERS
N	8" X 8" X 6" METAL JUNCTION BOX / U						
	701105M	2022Q1	1	4.00	\$2,000	\$500.00	\$1,450.00
			1	4.00	\$2,000	\$500.00	\$1,450.00

	TRANSITE JUNCTION BOX REMOVAL / U						
	701107M	2021Q4	2	28.00	\$21,920	\$782.86	\$2,671.67
			2	28.00	\$21,920	\$782.86	\$2,671.67

	12" X 10" X 8" METAL JUNCTION BOX / U						
	701108M	2022Q1	2	3.00	\$2,500	\$833.33	\$1,030.44
			2	3.00	\$2,500	\$833.33	\$1,030.44

	JUNCTION BOX FOUNDATION / U						
	701117M	2022Q1	1	45.00	\$83,250	\$1,850.00	\$3,150.00
		2022Q2	2	11.00	\$44,700	\$4,063.64	\$3,384.85
			3	56.00	\$127,950	\$2,284.82	\$3,196.13

	JUNCTION BOX MODIFICATIONS / LS						
	701118P	2022Q2	1	1.00	\$16,500	\$16,500.00	\$8,666.67
			1	1.00	\$16,500	\$16,500.00	\$8,666.67

	JUNCTION BOX FRAME AND COVER / U						
	701120M	2022Q1	1	10.00	\$6,500	\$650.00	\$1,387.67
		2022Q2	1	5.00	\$2,500	\$500.00	\$500.00
			2	15.00	\$9,000	\$600.00	\$1,091.78

WEIGHTED AVERAGE ITEM PRICE REPORT
BY REGION, ITEM, AND QUARTER

REGION	ITEM	CALENDAR QUARTER	NUMBER OF OCCUR'S	TOTAL QUANTITY	TOTAL DOLLARS	AVERAGE AWARDED PRICE	AVERAGE OF LOW 3 BIDDERS
N	FOUNDATION, TYPE SFT / U						
	701123M	2021Q4	3	53.00	\$319,250	\$6,023.58	\$3,930.19
		2022Q1	1	10.00	\$10,000	\$1,000.00	\$2,728.67
		2022Q2	1	20.00	\$55,000	\$2,750.00	\$3,050.00
			5	83.00	\$384,250	\$4,629.52	\$3,573.33
	FOUNDATION, TYPE MCF / U						
	701126M	2021Q4	2	2.00	\$7,600	\$3,800.00	\$2,616.67
		2022Q1	1	5.00	\$3,750	\$750.00	\$1,527.33
		2022Q2	1	3.00	\$6,600	\$2,200.00	\$1,966.67
			4	10.00	\$17,950	\$1,795.00	\$1,877.00
	FOUNDATION, TYPE P-MC MODIFIED / U						
	701128M	2021Q4	2	20.00	\$120,510	\$6,025.50	\$5,661.83
		2022Q1	1	5.00	\$8,500	\$1,700.00	\$3,734.00
		2022Q2	2	4.00	\$19,600	\$4,900.00	\$4,712.84
			5	29.00	\$148,610	\$5,124.48	\$5,198.55
	FOUNDATION, TYPE P / U						
	701129M	2022Q1	1	2.00	\$200	\$100.00	\$1,842.00
			1	2.00	\$200	\$100.00	\$1,842.00
	FOUNDATION, TYPE P-MC / U						
	701132M	2021Q4	2	2.00	\$7,955	\$3,977.50	\$4,259.17
		2022Q1	1	10.00	\$17,000	\$1,700.00	\$4,025.00
			3	12.00	\$24,955	\$2,079.58	\$4,064.03
	FOUNDATION, TYPE SPF / U						
	701135M	2021Q4	3	98.00	\$577,505	\$5,892.91	\$3,221.62

(item continued)

WEIGHTED AVERAGE ITEM PRICE REPORT
BY REGION, ITEM, AND QUARTER

REGION	ITEM	CALENDAR QUARTER	NUMBER OF OCCUR'S	TOTAL QUANTITY	TOTAL DOLLARS	AVERAGE AWARDED PRICE	AVERAGE OF LOW 3 BIDDERS
N	FOUNDATION, TYPE SPF / U						
	701135M	2022Q1	1	10.00	\$8,500	\$850.00	\$1,587.67
		2022Q2	3	22.00	\$51,400	\$2,336.36	\$2,135.52
			7	130.00	\$637,405	\$4,903.12	\$2,912.13
	BORING FOR FOUNDATION, STF 50 FOOT ARM / U						
	701136M	2021Q4	2	3.00	\$78,000	\$26,000.00	\$14,366.67
		2022Q2	1	1.00	\$10,000	\$10,000.00	\$6,833.33
			3	4.00	\$88,000	\$22,000.00	\$12,483.33
	FOUNDATION, STF FOR GREATER THAN 50 FOOT / LF						
	701137M	2021Q4	2	60.00	\$103,400	\$1,723.33	\$1,807.78
		2022Q2	1	20.00	\$51,000	\$2,550.00	\$1,916.67
			3	80.00	\$154,400	\$1,930.00	\$1,835.00
	FOUNDATION, TYPE STF / U						
	701138M	2021Q4	3	23.00	\$178,130	\$7,744.78	\$7,986.30
		2022Q1	1	10.00	\$40,000	\$4,000.00	\$6,700.00
		2022Q2	2	20.00	\$203,000	\$10,150.00	\$8,858.43
			6	53.00	\$421,130	\$7,945.85	\$8,072.71
	FOUNDATION, TYPE SFX / U						
	701141M	2022Q1	1	1.00	\$1	\$1.00	\$1,110.00
			1	1.00	\$1	\$1.00	\$1,110.00
	FOUNDATION, TYPE SFK / U						
	701144M	2021Q4	2	39.00	\$121,960	\$3,127.18	\$3,031.71

(item continued)

WEIGHTED AVERAGE ITEM PRICE REPORT
BY REGION, ITEM, AND QUARTER

REGION	ITEM	CALENDAR QUARTER	NUMBER OF OCCUR'S	TOTAL QUANTITY	TOTAL DOLLARS	AVERAGE AWARDED PRICE	AVERAGE OF LOW 3 BIDDERS
N	FOUNDATION, TYPE SFK / U						
	701144M	2022Q1	1	10.00	\$11,000	\$1,100.00	\$3,000.67
		2022Q2	2	7.00	\$23,200	\$3,314.29	\$3,438.73
			5	56.00	\$156,160	\$2,788.57	\$3,077.04
	FOUNDATION, TYPE 1M / U						
	701153M	2022Q1	1	2.00	\$400	\$200.00	\$1,263.00
			1	2.00	\$400	\$200.00	\$1,263.00
	FOUNDATION, TYPE 2M / U						
	701156M	2022Q1	1	2.00	\$800	\$400.00	\$1,994.33
			1	2.00	\$800	\$400.00	\$1,994.33
	FOUNDATION, TYPE 1M-MC / U						
	701159M	2022Q1	2	3.00	\$2,700	\$900.00	\$2,526.89
			2	3.00	\$2,700	\$900.00	\$2,526.89
	FOUNDATION, TYPE 2M-MC / U						
	701162M	2022Q1	1	2.00	\$1,600	\$800.00	\$2,793.33
			1	2.00	\$1,600	\$800.00	\$2,793.33
	METER CABINET, TYPE T / U						
	701168M	2021Q4	2	7.00	\$57,065	\$8,152.14	\$6,215.95
			2	7.00	\$57,065	\$8,152.14	\$6,215.95
	METER CABINET, TYPE TL / U						
	701171M	2021Q4	3	19.00	\$151,555	\$7,976.58	\$6,361.05

(item continued)

WEIGHTED AVERAGE ITEM PRICE REPORT
BY REGION, ITEM, AND QUARTER

REGION	ITEM	CALENDAR QUARTER	NUMBER OF OCCUR'S	TOTAL QUANTITY	TOTAL DOLLARS	AVERAGE AWARDED PRICE	AVERAGE OF LOW 3 BIDDERS
N	METER CABINET, TYPE TL / U						
	701171M	2022Q2	2	4.00	\$13,230	\$3,307.50	\$5,023.16
			5	23.00	\$164,785	\$7,164.57	\$6,128.38
	METER CABINET, TYPE 1M / U						
	701174M	2022Q1	1	1.00	\$7,500	\$7,500.00	\$10,039.33
			1	1.00	\$7,500	\$7,500.00	\$10,039.33
	METER CABINET, TYPE L / U						
	701183M	2022Q2	1	3.00	\$9,600	\$3,200.00	\$5,133.33
			1	3.00	\$9,600	\$3,200.00	\$5,133.33
	MODIFY METER CABINET / U						
	701187M	2022Q2	1	5.00	\$20,500	\$4,100.00	\$2,433.33
			1	5.00	\$20,500	\$4,100.00	\$2,433.33
	GROUND WIRE, NO. 4 AWG / LF						
	701190P	2022Q1	1	732.00	\$3,660	\$5.00	\$5.25
			1	732.00	\$3,660	\$5.00	\$5.25
	GROUND WIRE, NO. 8 AWG / LF						
	701192P	2021Q4	3	21,873.00	\$89,028	\$4.07	\$3.77
		2022Q1	2	3,795.00	\$12,225	\$3.22	\$3.91
		2022Q2	4	9,414.00	\$32,552	\$3.46	\$3.80
			9	35,082.00	\$133,805	\$3.81	\$3.79

WEIGHTED AVERAGE ITEM PRICE REPORT
BY REGION, ITEM, AND QUARTER

REGION	ITEM	CALENDAR QUARTER	NUMBER OF OCCUR'S	TOTAL QUANTITY	TOTAL DOLLARS	AVERAGE AWARDED PRICE	AVERAGE OF LOW 3 BIDDERS
N	MULTIPLE LIGHTING WIRE, NO. 2 AWG / LF						
	701195P	2022Q1	1	4,000.00	\$24,000	\$6.00	\$7.70
		2022Q2	2	160.00	\$1,960	\$12.25	\$16.84
			3	4,160.00	\$25,960	\$6.24	\$8.05
	MULTIPLE LIGHTING WIRE, NO. 4 AWG / LF						
	701196P	2022Q1	1	50.00	\$50	\$1.00	\$3.55
			1	50.00	\$50	\$1.00	\$3.55
	MULTIPLE LIGHTING WIRE, NO. 6 AWG / LF						
	701198P	2022Q1	1	1,000.00	\$1,000	\$1.00	\$4.30
		2022Q2	2	2,574.00	\$10,721	\$4.17	\$4.58
			3	3,574.00	\$11,721	\$3.28	\$4.50
	MULTIPLE LIGHTING WIRE, NO. 8 AWG / LF						
	701201P	2021Q4	3	6,053.00	\$36,069	\$5.96	\$4.76
		2022Q1	2	4,938.00	\$19,152	\$3.88	\$3.69
		2022Q2	3	8,285.00	\$28,516	\$3.44	\$3.31
			8	19,276.00	\$83,736	\$4.34	\$3.87
	MULTIPLE LIGHTING WIRE, NO. 10 AWG / LF						
	701204P	2022Q1	1	3,500.00	\$12,250	\$3.50	\$5.20
		2022Q2	1	150.00	\$1,650	\$11.00	\$5.58
			2	3,650.00	\$13,900	\$3.81	\$5.22
	SERVICE WIRE, NO. 3/0 AWG / LF						
	701208P	2022Q1	1	180.00	\$1,800	\$10.00	\$14.08
			1	180.00	\$1,800	\$10.00	\$14.08

WEIGHTED AVERAGE ITEM PRICE REPORT
BY REGION, ITEM, AND QUARTER

REGION	ITEM	CALENDAR QUARTER	NUMBER OF OCCUR'S	TOTAL QUANTITY	TOTAL DOLLARS	AVERAGE AWARDED PRICE	AVERAGE OF LOW 3 BIDDERS
N	SERVICE WIRE, NO. 2 AWG / LF						
	701210P	2022Q2	1	9.00	\$218	\$24.20	\$22.11
			1	9.00	\$218	\$24.20	\$22.11
	SERVICE WIRE, NO. 6 AWG / LF						
	701213P	2021Q4	3	4,910.00	\$33,983	\$6.92	\$6.66
		2022Q1	1	180.00	\$900	\$5.00	\$6.68
		2022Q2	2	1,372.00	\$9,743	\$7.10	\$7.19
			6	6,462.00	\$44,626	\$6.91	\$6.78
	SERVICE WIRE, NO. 8 AWG / LF						
	701216P	2021Q4	1	330.00	\$2,096	\$6.35	\$7.18
			1	330.00	\$2,096	\$6.35	\$7.18
	MULTIPLE LIGHTING WIRE, NO. 3/0 AWG / LF						
	701242P	2022Q1	1	2,016.00	\$20,160	\$10.00	\$14.08
			1	2,016.00	\$20,160	\$10.00	\$14.08
	CONTROLLER, 8 PHASE / U						
	702009M	2021Q4	3	21.00	\$505,150	\$24,054.76	\$22,220.32
		2022Q2	2	4.00	\$173,000	\$43,250.00	\$34,424.98
			5	25.00	\$678,150	\$27,126.00	\$24,173.06
	TRAFFIC SIGNAL STANDARD, ALUMINUM / U						
	702012M	2021Q4	3	38.00	\$179,880	\$4,733.68	\$4,182.68
		2022Q2	2	24.00	\$93,050	\$3,877.08	\$4,035.12
			5	62.00	\$272,930	\$4,402.10	\$4,125.56

WEIGHTED AVERAGE ITEM PRICE REPORT
 BY REGION, ITEM, AND QUARTER

REGION	ITEM	CALENDAR QUARTER	NUMBER OF OCCUR'S	TOTAL QUANTITY	TOTAL DOLLARS	AVERAGE AWARDED PRICE	AVERAGE OF LOW 3 BIDDERS
N	TRAFFIC STANDARD, ALUMINUM, DECORATIVE / U						
	702013M	2021Q4	1	56.00	\$363,440	\$6,490.00	\$5,953.33
			1	56.00	\$363,440	\$6,490.00	\$5,953.33
	SIGNAL STANDARD GREATER 50 FOOT, STEEL / U						
	702014M	2021Q4	2	3.00	\$55,500	\$18,500.00	\$17,211.11
		2022Q2	1	1.00	\$18,150	\$18,150.00	\$16,383.33
			3	4.00	\$73,650	\$18,412.50	\$17,004.17
	TRAFFIC SIGNAL STANDARD, STEEL / U						
	702015M	2021Q4	3	22.00	\$281,575	\$12,798.86	\$11,126.89
		2022Q2	2	20.00	\$193,150	\$9,657.50	\$9,664.89
			5	42.00	\$474,725	\$11,302.98	\$10,430.70
	PEDESTRIAN SIGNAL STANDARD / U						
	702018M	2021Q4	3	97.00	\$146,040	\$1,505.57	\$1,343.38
		2022Q2	3	22.00	\$29,750	\$1,352.27	\$1,397.09
			6	119.00	\$175,790	\$1,477.23	\$1,353.31
	TRAFFIC SIGNAL MAST ARM, ALUMINUM / U						
	702021M	2021Q4	2	42.00	\$125,580	\$2,990.00	\$2,936.94
		2022Q2	2	12.00	\$38,350	\$3,195.83	\$3,827.52
			4	54.00	\$163,930	\$3,035.74	\$3,134.85
	TRAFFIC MAST ARM, ALUMINUM, DECORATIVE / U						
	702022M	2021Q4	1	54.00	\$174,690	\$3,235.00	\$2,945.00
			1	54.00	\$174,690	\$3,235.00	\$2,945.00

WEIGHTED AVERAGE ITEM PRICE REPORT
BY REGION, ITEM, AND QUARTER

REGION	ITEM	CALENDAR QUARTER	NUMBER OF OCCUR'S	TOTAL QUANTITY	TOTAL DOLLARS	AVERAGE AWARDED PRICE	AVERAGE OF LOW 3 BIDDERS
N	TRAFFIC SIGNAL MAST ARM, STEEL / U						
	702024M	2021Q4	3	23.00	\$189,820	\$8,253.04	\$7,518.77
		2022Q2	2	20.00	\$169,800	\$8,490.00	\$7,880.14
			5	43.00	\$359,620	\$8,363.26	\$7,686.85
	TRAFFIC ARM GREATER THAN 50 FOOT, STEEL / U						
	702025M	2021Q4	2	3.00	\$98,100	\$32,700.00	\$30,344.44
		2022Q2	1	1.00	\$43,000	\$43,000.00	\$41,666.67
			3	4.00	\$141,100	\$35,275.00	\$33,175.00
	TRAFFIC SIGNAL CABLE, 2 CONDUCTOR / LF						
	702027P	2021Q4	3	25,296.00	\$67,017	\$2.65	\$2.55
		2022Q2	3	5,858.00	\$20,536	\$3.51	\$3.54
			6	31,154.00	\$87,552	\$2.81	\$2.74
	TRAFFIC SIGNAL CABLE, 5 CONDUCTOR / LF						
	702030P	2021Q4	3	55,311.00	\$162,243	\$2.93	\$2.91
		2022Q2	3	14,158.00	\$48,755	\$3.44	\$4.15
			6	69,469.00	\$210,997	\$3.04	\$3.16
	TRAFFIC SIGNAL CABLE, 10 CONDUCTOR / LF						
	702033P	2021Q4	3	49,817.00	\$178,565	\$3.58	\$3.60
		2022Q2	2	12,410.00	\$49,701	\$4.00	\$4.93
			5	62,227.00	\$228,266	\$3.67	\$3.87
	OPTICALLY PROGRAMMED LED SIGNAL HEAD / U						
	702035M	2021Q4	1	4.00	\$30,800	\$7,700.00	\$7,325.00
			1	4.00	\$30,800	\$7,700.00	\$7,325.00

WEIGHTED AVERAGE ITEM PRICE REPORT
BY REGION, ITEM, AND QUARTER

REGION	ITEM	CALENDAR QUARTER	NUMBER OF OCCUR'S	TOTAL QUANTITY	TOTAL DOLLARS	AVERAGE AWARDED PRICE	AVERAGE OF LOW 3 BIDDERS
N	TRAFFIC SIGNAL HEAD / U						
	702036M	2021Q4	3	372.00	\$491,100	\$1,320.16	\$1,428.26
		2022Q2	2	99.00	\$157,790	\$1,593.84	\$1,260.30
			5	471.00	\$648,890	\$1,377.69	\$1,392.96
	PUSH BUTTON INSTALLATION / U						
	702038M	2021Q4	1	22.00	\$18,150	\$825.00	\$1,481.67
			1	22.00	\$18,150	\$825.00	\$1,481.67
	PEDESTRIAN SIGNAL HEAD / U						
	702039M	2021Q4	3	206.00	\$186,116	\$903.48	\$948.49
		2022Q2	3	33.00	\$37,580	\$1,138.79	\$1,221.67
			6	239.00	\$223,696	\$935.97	\$986.21
	SIGNAL AHEAD WIRELESS INTERCONNECT SYSTE / LS						
	702040P	2021Q4	1	1.00	\$7,185	\$7,185.00	\$8,728.33
			1	1.00	\$7,185	\$7,185.00	\$8,728.33
	PUSH BUTTON ASSEMBLIES, TYPE APS / U						
	702041M	2021Q4	1	4.00	\$15,400	\$3,850.00	\$3,058.33
			1	4.00	\$15,400	\$3,850.00	\$3,058.33
	PUSH BUTTON / U						
	702042M	2021Q4	3	131.00	\$50,615	\$386.37	\$420.28
		2022Q2	3	46.00	\$36,000	\$782.61	\$768.75
			6	177.00	\$86,615	\$489.35	\$510.84

WEIGHTED AVERAGE ITEM PRICE REPORT
BY REGION, ITEM, AND QUARTER

REGION	ITEM	CALENDAR QUARTER	NUMBER OF OCCUR'S	TOTAL QUANTITY	TOTAL DOLLARS	AVERAGE AWARDED PRICE	AVERAGE OF LOW 3 BIDDERS
N	IMAGE DETECTOR / U						
	702045M	2021Q4	1	52.00	\$331,760	\$6,380.00	\$6,236.67
			1	52.00	\$331,760	\$6,380.00	\$6,236.67

	RADAR DETECTOR / U						
	702046M	2021Q4	3	16.00	\$163,495	\$10,218.44	\$10,246.25
		2022Q2	3	32.00	\$328,700	\$10,271.88	\$11,724.81
			6	48.00	\$492,195	\$10,254.06	\$11,231.95

	LOOP DETECTOR / LF						
	702048M	2022Q1	1	50.00	\$50	\$1.00	\$25.67
			1	50.00	\$50	\$1.00	\$25.67

	GENERATOR AUXILIARY CABINET / U						
	702050M	2021Q4	2	30.00	\$246,420	\$8,214.00	\$7,897.33
		2022Q2	2	9.00	\$87,100	\$9,677.78	\$9,150.15
			4	39.00	\$333,520	\$8,551.79	\$8,186.45

	TEMPORARY TRAFFIC SIGNAL SYSTEM, LOCATIO / LS						
	702054M	2022Q2	2	2.00	\$160,000	\$80,000.00	\$94,500.00
			2	2.00	\$160,000	\$80,000.00	\$94,500.00

	INTERIM TRAFFIC SIGNAL SYSTEM, LOCATION / LS						
	702057M	2021Q4	34	34.00	\$264,004	\$7,764.82	\$10,949.06
		2022Q2	7	7.00	\$79,500	\$11,357.14	\$13,885.82
			41	41.00	\$343,504	\$8,378.15	\$11,450.46

WEIGHTED AVERAGE ITEM PRICE REPORT
 BY REGION, ITEM, AND QUARTER

REGION	ITEM	CALENDAR QUARTER	NUMBER OF OCCUR'S	TOTAL QUANTITY	TOTAL DOLLARS	AVERAGE AWARDED PRICE	AVERAGE OF LOW 3 BIDDERS
N	GPS UNIT / U						
	702059M	2022Q2	1	5.00	\$6,500	\$1,300.00	\$1,290.00
			1	5.00	\$6,500	\$1,300.00	\$1,290.00

	CONTROLLER TURN-ON / U						
	702060M	2021Q4	3	36.00	\$105,540	\$2,931.67	\$6,933.70
		2022Q2	3	13.00	\$219,965	\$16,920.38	\$10,143.87
			6	49.00	\$325,505	\$6,642.96	\$7,785.38

	RED SIGNAL AHEAD SIGN / U						
	702102P	2021Q4	2	2.00	\$20,895	\$10,447.50	\$9,607.50
		2022Q2	1	2.00	\$25,000	\$12,500.00	\$10,733.33
			3	4.00	\$45,895	\$11,473.75	\$10,170.42

	LIGHTING STANDARD ALUMINUM / U						
	703003M	2022Q2	2	14.00	\$54,800	\$3,914.29	\$3,585.71
			2	14.00	\$54,800	\$3,914.29	\$3,585.71

	LIGHTING STANDARD DECORATIVE / U						
	703010M	2022Q1	1	13.00	\$39,000	\$3,000.00	\$2,863.33
			1	13.00	\$39,000	\$3,000.00	\$2,863.33

	LIGHTING MAST ARM ALUMINUM / U						
	703012M	2022Q2	2	5.00	\$10,000	\$2,000.00	\$1,633.33
			2	5.00	\$10,000	\$2,000.00	\$1,633.33

WEIGHTED AVERAGE ITEM PRICE REPORT
BY REGION, ITEM, AND QUARTER

REGION	ITEM	CALENDAR QUARTER	NUMBER OF OCCUR'S	TOTAL QUANTITY	TOTAL DOLLARS	AVERAGE AWARDED PRICE	AVERAGE OF LOW 3 BIDDERS
N	LIGHTING MAST ARM STEEL / U						
	703015M	2021Q4	1	1.00	\$6,930	\$6,930.00	\$5,110.00
			1	1.00	\$6,930	\$6,930.00	\$5,110.00
	LUMINAIRE / U						
	703018M	2021Q4	3	13.00	\$31,130	\$2,394.62	\$2,298.33
		2022Q1	1	17.00	\$30,600	\$1,800.00	\$2,105.00
		2022Q2	4	182.00	\$317,180	\$1,742.75	\$1,462.75
			8	212.00	\$378,910	\$1,787.31	\$1,565.49
	SIGN LIGHTING, STRUCTURE NO. ___ / LS						
	703021M	2022Q2	5	5.00	\$66,000	\$13,200.00	\$26,200.00
			5	5.00	\$66,000	\$13,200.00	\$26,200.00
	UNDERDECK LIGHTING TYPE W / U						
	703024M	2022Q2	1	2.00	\$4,300	\$2,150.00	\$2,716.67
			1	2.00	\$4,300	\$2,150.00	\$2,716.67
	TOWER LIGHTING / U						
	703030M	2022Q1	1	1.00	\$136,500	\$136,500	\$295,683
			1	1.00	\$136,500	\$136,500	\$295,683
	TEMPORARY HIGHWAY LIGHTING SYSTEM / LS						
	703033P	2022Q2	1	1.00	\$5,000	\$5,000.00	\$7,022.20
			1	1.00	\$5,000	\$5,000.00	\$7,022.20

WEIGHTED AVERAGE ITEM PRICE REPORT
BY REGION, ITEM, AND QUARTER

REGION	ITEM	CALENDAR QUARTER	NUMBER OF OCCUR'S	TOTAL QUANTITY	TOTAL DOLLARS	AVERAGE AWARDED PRICE	AVERAGE OF LOW 3 BIDDERS
N	ITS CONDUIT, TYPE A / LF						
	704002M	2022Q1	1	872.00	\$56,680	\$65.00	\$81.67
		2022Q2	1	990.00	\$44,550	\$45.00	\$54.82
			2	1,862.00	\$101,230	\$54.37	\$67.39

	JUNCTION BOX ITS TYPE A / U						
	704003M	2022Q1	1	3.00	\$12,300	\$4,100.00	\$4,233.33
		2022Q2	2	6.00	\$37,000	\$6,166.67	\$5,972.68
			3	9.00	\$49,300	\$5,477.78	\$5,392.90

	JUNCTION BOX ITS TYPE C / U						
	704009M	2022Q1	1	5.00	\$11,000	\$2,200.00	\$2,366.67
		2022Q2	1	1.00	\$4,100	\$4,100.00	\$4,437.77
			2	6.00	\$15,100	\$2,516.67	\$2,711.85

	METER CABINET ITS / U						
	704011M	2022Q1	1	1.00	\$5,500	\$5,500.00	\$6,491.67
		2022Q2	1	1.00	\$3,850	\$3,850.00	\$4,723.17
			2	2.00	\$9,350	\$4,675.00	\$5,607.42

	FOUNDATION, ITS / U						
	704014M	2022Q1	1	1.00	\$1,500	\$1,500.00	\$1,933.33
		2022Q2	1	1.00	\$2,100	\$2,100.00	\$2,616.44
			2	2.00	\$3,600	\$1,800.00	\$2,274.89

	FOUNDATION ITS TYPE D / U						
	704024M	2022Q2	1	1.00	\$2,500	\$2,500.00	\$3,038.97
			1	1.00	\$2,500	\$2,500.00	\$3,038.97

WEIGHTED AVERAGE ITEM PRICE REPORT
BY REGION, ITEM, AND QUARTER

REGION	ITEM	CALENDAR QUARTER	NUMBER OF OCCUR'S	TOTAL QUANTITY	TOTAL DOLLARS	AVERAGE AWARDED PRICE	AVERAGE OF LOW 3 BIDDERS
N	CONTROL CENTER SYSTEM, LOCATION NO. ___ / LS						
	704033P	2022Q2	1	1.00	\$14,500	\$14,500.00	\$14,098.61
			1	1.00	\$14,500	\$14,500.00	\$14,098.61

	FOUNDATION CSS / U						
	704035M	2022Q2	1	1.00	\$12,750	\$12,750.00	\$10,868.06
			1	1.00	\$12,750	\$12,750.00	\$10,868.06

	CAMERA STANDARD TYPE B / U						
	704051M	2022Q2	1	1.00	\$50,000	\$50,000.00	\$52,303.59
			1	1.00	\$50,000	\$50,000.00	\$52,303.59

	CAMERA / U						
	704060M	2022Q2	1	1.00	\$10,000	\$10,000.00	\$10,263.15
			1	1.00	\$10,000	\$10,000.00	\$10,263.15

	CONTROLLER, CAMERA / U						
	704063M	2022Q2	1	1.00	\$50,000	\$50,000.00	\$49,978.30
			1	1.00	\$50,000	\$50,000.00	\$49,978.30

	REINSTALL FIBER OPTIC CABLE / LF						
	704067P	2022Q1	1	1,308.00	\$13,080	\$10.00	\$24.12
			1	1,308.00	\$13,080	\$10.00	\$24.12

	FIBER OPTIC CABLE TYPE F / LF						
	704081P	2022Q1	1	1,104.00	\$5,520	\$5.00	\$15.28
			1	1,104.00	\$5,520	\$5.00	\$15.28

WEIGHTED AVERAGE ITEM PRICE REPORT
 BY REGION, ITEM, AND QUARTER

REGION	ITEM	CALENDAR QUARTER	NUMBER OF OCCUR'S	TOTAL QUANTITY	TOTAL DOLLARS	AVERAGE AWARDED PRICE	AVERAGE OF LOW 3 BIDDERS
N	WIM ROADWAY DEVICES 1 LANES / U						
	704189M	2021Q3	1	4.00	\$104,160	\$26,040.00	\$34,460.00
		2022Q1	1	2.00	\$84,621	\$42,310.50	\$42,310.50
			2	6.00	\$188,781	\$31,463.50	\$37,076.83
	TVS ROADWAY LOOPS ___ LANES / U						
	704203M	2021Q3	1	3.00	\$23,625	\$7,875.00	\$9,138.33
			1	3.00	\$23,625	\$7,875.00	\$9,138.33
	ELECTRICAL WORK / LS						
	750050P	2022Q1	1	1.00	\$400,000	\$400,000	\$325,500
			1	1.00	\$400,000	\$400,000	\$325,500
	TOWER ELEVATORS / L S						
	755003P	2022Q1	1	2.00	\$1,200,000	\$600,000	\$722,733
			1	2.00	\$1,200,000	\$600,000	\$722,733
	SELECTIVE THINNING / SY						
	801006M	2021Q4	1	4,310.00	\$43,100	\$10.00	\$9.00
		2022Q2	1	1,574.00	\$26,758	\$17.00	\$20.83
			2	5,884.00	\$69,858	\$11.87	\$12.17
	SELECTIVE CLEARING / SY						
	801012M	2022Q2	1	3,570.00	\$78,540	\$22.00	\$21.50
			1	3,570.00	\$78,540	\$22.00	\$21.50

WEIGHTED AVERAGE ITEM PRICE REPORT
BY REGION, ITEM, AND QUARTER

REGION	ITEM	CALENDAR QUARTER	NUMBER OF OCCUR'S	TOTAL QUANTITY	TOTAL DOLLARS	AVERAGE AWARDED PRICE	AVERAGE OF LOW 3 BIDDERS
N	TRIMMING EXISTING TREE, OVER 6" TO 12" D / U						
	802003M	2021Q4	2	35.00	\$10,800	\$308.57	\$363.57
		2022Q1	1	25.00	\$625	\$25.00	\$72.50
			3	60.00	\$11,425	\$190.42	\$242.29
	TRIMMING EXISTING TREE, OVER 12" TO 18" / U						
	802006M	2021Q4	1	5.00	\$3,100	\$620.00	\$523.33
		2022Q1	1	3.00	\$75	\$25.00	\$72.50
			2	8.00	\$3,175	\$396.88	\$354.27
	TRIMMING EXISTING TREE, OVER 18" TO 24" / U						
	802009M	2021Q4	1	3.00	\$2,310	\$770.00	\$673.33
		2022Q1	1	3.00	\$75	\$25.00	\$72.50
			2	6.00	\$2,385	\$397.50	\$372.92
	TRIMMING EXISTING TREE, OVER 24" TO 30" / U						
	802012M	2022Q1	1	3.00	\$75	\$25.00	\$72.50
			1	3.00	\$75	\$25.00	\$72.50
	TRIMMING EXISTING TREE, OVER 30" TO 36" / U						
	802015M	2022Q1	1	3.00	\$75	\$25.00	\$72.50
			1	3.00	\$75	\$25.00	\$72.50
	TRIMMING EXISTING TREE, OVER 36" DIAMETE / U						
	802018M	2022Q1	1	3.00	\$75	\$25.00	\$72.50
			1	3.00	\$75	\$25.00	\$72.50

WEIGHTED AVERAGE ITEM PRICE REPORT
BY REGION, ITEM, AND QUARTER

REGION	ITEM	CALENDAR QUARTER	NUMBER OF OCCUR'S	TOTAL QUANTITY	TOTAL DOLLARS	AVERAGE AWARDED PRICE	AVERAGE OF LOW 3 BIDDERS
N	TREE REMOVAL, OVER 6" TO 12" DIAMETER / U						
	802021M	2021Q4	1	25.00	\$15,625	\$625.00	\$656.67
		2022Q1	1	25.00	\$1,250	\$50.00	\$175.00
		2022Q2	1	4.00	\$4,000	\$1,000.00	\$983.33
			3	54.00	\$20,875	\$386.57	\$457.87
	TREE REMOVAL, OVER 12" TO 18" DIAMETER / U						
	802024M	2021Q4	1	4.00	\$3,960	\$990.00	\$1,313.33
		2022Q1	1	3.00	\$150	\$50.00	\$175.00
		2022Q2	1	1.00	\$1,500	\$1,500.00	\$1,533.33
			3	8.00	\$5,610	\$701.25	\$913.96
	TREE REMOVAL, OVER 18" TO 24" DIAMETER / U						
	802027M	2021Q3	1	5.00	\$8,269	\$1,653.75	\$1,596.25
		2021Q4	1	2.00	\$3,300	\$1,650.00	\$2,016.67
		2022Q1	2	13.00	\$43,341	\$3,333.92	\$1,816.96
			4	20.00	\$54,910	\$2,745.49	\$1,781.75
	TREE REMOVAL, OVER 24" TO 30" DIAMETER / U						
	802030M	2022Q1	1	3.00	\$2,250	\$750.00	\$525.00
			1	3.00	\$2,250	\$750.00	\$525.00
	TREE REMOVAL, OVER 30" TO 36" DIAMETER / U						
	802033M	2022Q1	1	3.00	\$3,750	\$1,250.00	\$775.00
			1	3.00	\$3,750	\$1,250.00	\$775.00
	TREE REMOVAL, OVER 36" DIAMETER / U						
	802036M	2021Q4	1	1.00	\$3,190	\$3,190.00	\$3,696.67

(item continued)

WEIGHTED AVERAGE ITEM PRICE REPORT
 BY REGION, ITEM, AND QUARTER

REGION	ITEM	CALENDAR QUARTER	NUMBER OF OCCUR'S	TOTAL QUANTITY	TOTAL DOLLARS	AVERAGE AWARDED PRICE	AVERAGE OF LOW 3 BIDDERS
N	TREE REMOVAL, OVER 36" DIAMETER / U						
	802036M	2022Q1	1	3.00	\$4,500	\$1,500.00	\$900.00
		2022Q2	1	3.00	\$13,500	\$4,500.00	\$5,166.67
			3	7.00	\$21,190	\$3,027.14	\$3,128.10

	TOPSOIL SPREADING ___" THICK / SY						
	804000P	2021Q3	1	6.00	\$300	\$50.00	\$30.00
		2021Q4	2	4,126.00	\$17,416	\$4.22	\$11.12
		2022Q1	7	17,064.00	\$25,296	\$1.48	\$2.31
		2022Q2	5	21,767.00	\$136,360	\$6.26	\$4.76
			15	42,963.00	\$179,372	\$4.18	\$4.40

	SUBSOIL / CY						
	804001P	2022Q2	2	1,908.00	\$128,689	\$67.45	\$77.60
			2	1,908.00	\$128,689	\$67.45	\$77.60

	TOPSOILING, 4" THICK / SY						
	804006P	2021Q4	2	13,831.00	\$90,367	\$6.53	\$5.03
			2	13,831.00	\$90,367	\$6.53	\$5.03

	PLANT PIT SOIL / CY						
	804014P	2022Q1	1	8.00	\$400	\$50.00	\$80.00
		2022Q2	2	161.00	\$23,100	\$143.48	\$93.35
			3	169.00	\$23,500	\$139.05	\$92.72

	BORROW TOPSOIL / CY						
	804015P	2021Q3	1	15.00	\$1,125	\$75.00	\$54.92

(item continued)

WEIGHTED AVERAGE ITEM PRICE REPORT
BY REGION, ITEM, AND QUARTER

REGION	ITEM	CALENDAR QUARTER	NUMBER OF OCCUR'S	TOTAL QUANTITY	TOTAL DOLLARS	AVERAGE AWARDED PRICE	AVERAGE OF LOW 3 BIDDERS
N	BORROW TOPSOIL / CY						
	804015P	2021Q4	1	400.00	\$24,400	\$61.00	\$55.67
		2022Q1	5	2,976.00	\$13,998	\$4.70	\$13.75
		2022Q2	2	689.00	\$49,608	\$72.00	\$74.05
			9	4,080.00	\$89,131	\$21.85	\$28.20
	SOIL AMENDMENT / CY						
	804031P	2021Q4	1	414.00	\$12,420	\$30.00	\$48.33
			1	414.00	\$12,420	\$30.00	\$48.33
	TURF REPAIR STRIP / LF						
	805003M	2021Q3	3	6,710.00	\$46,817	\$6.98	\$9.22
		2021Q4	1	10,000.00	\$5,000	\$0.50	\$3.92
		2022Q1	5	14,928.00	\$36,143	\$2.42	\$1.96
		2022Q2	2	1,015.00	\$13,950	\$13.74	\$11.58
			11	32,653.00	\$101,910	\$3.12	\$4.35
	STABILIZED TURF / SY						
	805005M	2021Q3	1	8.00	\$400	\$50.00	\$80.67
		2022Q2	1	309.00	\$15,450	\$50.00	\$36.23
			2	317.00	\$15,850	\$50.00	\$37.35
	REGRADE BERM / SY						
	805010M	2022Q2	2	1,577.00	\$48,064	\$30.48	\$25.14
			2	1,577.00	\$48,064	\$30.48	\$25.14
	FERTILIZING AND SEEDING, TYPE A / SY						
	806003P	2022Q1	2	10,000.00	\$550	\$0.06	\$0.29

(item continued)

WEIGHTED AVERAGE ITEM PRICE REPORT
BY REGION, ITEM, AND QUARTER

REGION	ITEM	CALENDAR QUARTER	NUMBER OF OCCUR'S	TOTAL QUANTITY	TOTAL DOLLARS	AVERAGE AWARDED PRICE	AVERAGE OF LOW 3 BIDDERS
N	FERTILIZING AND SEEDING, TYPE A / SY						
	806003P	2022Q2	1	128.00	\$1,485	\$11.60	\$22.91
			3	10,128.00	\$2,035	\$0.20	\$0.57
	FERTILIZING AND SEEDING, TYPE A-3 / SY						
	806006P	2021Q3	1	8.00	\$40	\$5.00	\$12.67
		2021Q4	3	17,434.00	\$29,175	\$1.67	\$2.03
		2022Q1	5	7,064.00	\$5,143	\$0.73	\$1.07
		2022Q2	3	23,824.00	\$49,597	\$2.08	\$2.01
			12	48,330.00	\$83,954	\$1.74	\$1.88
	FERTILIZING AND SEEDING, TYPE A-4 / SY						
	806009P	2022Q2	1	996.00	\$2,241	\$2.25	\$2.11
			1	996.00	\$2,241	\$2.25	\$2.11
	FERTILIZING AND SEEDING, TYPE F / SY						
	806018P	2021Q4	2	2,470.00	\$3,813	\$1.54	\$3.69
		2022Q1	1	463.00	\$926	\$2.00	\$2.25
		2022Q2	3	1,998.00	\$8,528	\$4.27	\$2.78
			6	4,931.00	\$13,267	\$2.69	\$3.18
	FERTILIZING AND SEEDING, TYPE W / SY						
	806024P	2022Q2	1	2,160.00	\$8,640	\$4.00	\$3.30
			1	2,160.00	\$8,640	\$4.00	\$3.30
	FERTILIZING AND SEEDING, BASIN SLOPE / SY						
	806028P	2021Q4	1	665.00	\$1,663	\$2.50	\$2.58

(item continued)

WEIGHTED AVERAGE ITEM PRICE REPORT
BY REGION, ITEM, AND QUARTER

REGION	ITEM	CALENDAR QUARTER	NUMBER OF OCCUR'S	TOTAL QUANTITY	TOTAL DOLLARS	AVERAGE AWARDED PRICE	AVERAGE OF LOW 3 BIDDERS
N	FERTILIZING AND SEEDING, BASIN SLOPE / SY						
	806028P	2022Q2	1	410.00	\$2,050	\$5.00	\$4.40
			2	1,075.00	\$3,713	\$3.45	\$3.28
	FERTILIZING AND SEEDING, LOW MAINTENANCE / SY						
	806033P	2021Q4	1	3,238.00	\$4,857	\$1.50	\$1.88
		2022Q2	1	2,460.00	\$7,380	\$3.00	\$1.97
			2	5,698.00	\$12,237	\$2.15	\$1.92
	TOPSOIL STABILIZATION, TYPE 1 MAT / SY						
	807003M	2021Q4	1	670.00	\$2,647	\$3.95	\$4.78
		2022Q1	1	80.00	\$960	\$12.00	\$11.33
		2022Q2	1	595.00	\$3,570	\$6.00	\$4.47
			3	1,345.00	\$7,177	\$5.34	\$5.03
	TOPSOIL STABILIZATION, TYPE 2 MAT / SY						
	807006M	2022Q1	1	655.00	\$3,275	\$5.00	\$4.33
		2022Q2	1	107.00	\$963	\$9.00	\$10.83
			2	762.00	\$4,238	\$5.56	\$5.25
	STRAW MULCHING / SY						
	809003M	2021Q4	2	23,217.00	\$21,328	\$0.92	\$1.22
		2022Q1	7	17,064.00	\$5,693	\$0.33	\$0.51
		2022Q2	4	26,900.00	\$42,480	\$1.58	\$1.23
			13	67,181.00	\$69,500	\$1.03	\$1.04
	FIBER MULCHING / SY						
	809006M	2021Q3	1	8.00	\$40	\$5.00	\$12.67

(item continued)

WEIGHTED AVERAGE ITEM PRICE REPORT
BY REGION, ITEM, AND QUARTER

REGION	ITEM	CALENDAR QUARTER	NUMBER OF OCCUR'S	TOTAL QUANTITY	TOTAL DOLLARS	AVERAGE AWARDED PRICE	AVERAGE OF LOW 3 BIDDERS
N	FIBER MULCHING / SY						
	809006M	2022Q2	1	2,950.00	\$8,850	\$3.00	\$1.80
			2	2,958.00	\$8,890	\$3.01	\$1.83

	SHREDDED HARDWOOD BARK MULCHING / SY						
	809015M	2022Q1	1	40.00	\$400	\$10.00	\$8.33
			1	40.00	\$400	\$10.00	\$8.33

	WOOD MULCHING / SY						
	809018M	2021Q4	1	167.00	\$919	\$5.50	\$7.50
		2022Q1	1	16.00	\$160	\$10.00	\$8.67
		2022Q2	1	472.00	\$9,440	\$20.00	\$11.47
			3	655.00	\$10,519	\$16.06	\$10.39

	WOOD MULCHING, 2" THICK / SY						
	809021M	2021Q4	1	880.00	\$3,300	\$3.75	\$4.36
		2022Q2	1	2,930.00	\$43,950	\$15.00	\$9.28
			2	3,810.00	\$47,250	\$12.40	\$8.15

	MOWING / ACRE						
	810003M	2021Q4	2	5.00	\$6,500	\$1,300.00	\$1,213.33
		2022Q2	2	12.00	\$15,700	\$1,308.33	\$1,055.14
			4	17.00	\$22,200	\$1,305.88	\$1,101.67

	LARGE DECIDUOUS TREE, 2-2 1/2" CALIPER, / U						
	811006M	2021Q4	1	13.00	\$7,735	\$595.00	\$670.00
			1	13.00	\$7,735	\$595.00	\$670.00

WEIGHTED AVERAGE ITEM PRICE REPORT
 BY REGION, ITEM, AND QUARTER

REGION	ITEM	CALENDAR QUARTER	NUMBER OF OCCUR'S	TOTAL QUANTITY	TOTAL DOLLARS	AVERAGE AWARDED PRICE	AVERAGE OF LOW 3 BIDDERS
N	LARGE DECID TREE 10-12' HIGH, MULTI STEM / U						
	811016M	2022Q2	2	14.00	\$10,550	\$753.57	\$761.67
			2	14.00	\$10,550	\$753.57	\$761.67
	SMALL DECIDUOUS TREE, 2 1/2-3" CALIPER, / U						
	811022M	2022Q1	1	6.00	\$3,000	\$500.00	\$650.00
			1	6.00	\$3,000	\$500.00	\$650.00
	SMALL DECIDUOUS TREE, 2-2 1/2" CALIPER, / U						
	811024M	2021Q4	1	14.00	\$8,050	\$575.00	\$650.00
		2022Q1	1	2.00	\$900	\$450.00	\$583.33
		2022Q2	1	9.00	\$5,400	\$600.00	\$583.33
			3	25.00	\$14,350	\$574.00	\$620.67
	SMALL DECIDUOUS TREE, 7-8' HIGH, B&B / U						
	811031M	2021Q4	1	48.00	\$26,400	\$550.00	\$578.33
			1	48.00	\$26,400	\$550.00	\$578.33
	EVERGREEN TREE, 8-9' HIGH, B&B / U						
	811036M	2022Q1	1	1.00	\$500	\$500.00	\$1,016.67
			1	1.00	\$500	\$500.00	\$1,016.67
	EVERGREEN TREE, 7-8' HIGH B&B / U						
	811037M	2022Q2	1	17.00	\$11,900	\$700.00	\$666.67
			1	17.00	\$11,900	\$700.00	\$666.67

WEIGHTED AVERAGE ITEM PRICE REPORT
BY REGION, ITEM, AND QUARTER

REGION	ITEM	CALENDAR QUARTER	NUMBER OF OCCUR'S	TOTAL QUANTITY	TOTAL DOLLARS	AVERAGE AWARDED PRICE	AVERAGE OF LOW 3 BIDDERS
N	EVERGREEN TREE, 6-7' HIGH, B&B / U						
	811039M	2022Q2	1	10.00	\$6,450	\$645.00	\$598.00
			1	10.00	\$6,450	\$645.00	\$598.00
	EVERGREEN TREE, SEEDLING 18-24" HIGH, PO / U						
	811051M	2021Q4	1	31.00	\$1,116	\$36.00	\$49.33
			1	31.00	\$1,116	\$36.00	\$49.33
	DECIDUOUS SHRUB, 18-24" HIGH, #3 CONTAIN / U						
	811063M	2022Q2	1	1,100.00	\$121,000	\$110.00	\$76.67
			1	1,100.00	\$121,000	\$110.00	\$76.67
	DECIDUOUS SHRUB, 24-36" HIGH, CONTAINER / U						
	811067M	2021Q4	1	320.00	\$19,200	\$60.00	\$73.67
		2022Q2	2	362.00	\$39,100	\$108.01	\$92.81
			3	682.00	\$58,300	\$85.48	\$83.83
	EVERGREEN SHRUB, 30-36" HIGH, B&B / U						
	811072M	2022Q2	1	20.00	\$1,800	\$90.00	\$104.67
			1	20.00	\$1,800	\$90.00	\$104.67
	EVERGREEN SHRUB, 18-24" HIGH, #3 CONTAIN / U						
	811078M	2022Q2	1	198.00	\$20,790	\$105.00	\$77.00
			1	198.00	\$20,790	\$105.00	\$77.00
	GROUND COVER OR VINE, 2" PLUG / U						
	811108M	2021Q4	1	3,438.00	\$13,408	\$3.90	\$4.57
			1	3,438.00	\$13,408	\$3.90	\$4.57

WEIGHTED AVERAGE ITEM PRICE REPORT
 BY REGION, ITEM, AND QUARTER

REGION	ITEM	CALENDAR QUARTER	NUMBER OF OCCUR'S	TOTAL QUANTITY	TOTAL DOLLARS	AVERAGE AWARDED PRICE	AVERAGE OF LOW 3 BIDDERS
N	PLANT ESTABLISHMENT PERIOD / LS						
	811138M	2021Q4	1	1.00	\$7,500	\$7,500.00	\$11,916.67
		2022Q1	1	1.00	\$1,000	\$1,000.00	\$3,333.33
		2022Q2	2	2.00	\$60,000	\$30,000.00	\$26,083.33
			4	4.00	\$68,500	\$17,125.00	\$16,854.17
	WATERING / MG						
	811165M	2021Q4	1	23.00	\$529	\$23.00	\$274.33
		2022Q1	1	1.00	\$500	\$500.00	\$317.00
		2022Q2	2	50.00	\$31,466	\$629.32	\$550.23
			4	74.00	\$32,495	\$439.12	\$461.32
	RECONSTRUCT PLANTING BED / LS						
	811175P	2022Q2	1	1.00	\$60,000	\$60,000.00	\$31,666.67
			1	1.00	\$60,000	\$60,000.00	\$31,666.67
	MISCELLANEOUS CONCRETE / CY						
	903006M	2021Q4	1	4.00	\$2,000	\$500.00	\$516.67
			1	4.00	\$2,000	\$500.00	\$516.67
	FLOODLIGHTS FOR NIGHTTIME OPERATION / U						
	MMB085M	2021Q4	1	8.00	\$400	\$50.00	\$383.33
			1	8.00	\$400	\$50.00	\$383.33
	FORCE ACCOUNT LABOR, EQUIPMENT & MATERIA / DOLL						
	MMB091M	2022Q1	1	100,000.00	\$100,000	\$1.00	\$1.00
			1	100,000.00	\$100,000	\$1.00	\$1.00

WEIGHTED AVERAGE ITEM PRICE REPORT
 BY REGION, ITEM, AND QUARTER

REGION	ITEM	CALENDAR QUARTER	NUMBER OF OCCUR'S	TOTAL QUANTITY	TOTAL DOLLARS	AVERAGE AWARDED PRICE	AVERAGE OF LOW 3 BIDDERS
N	CREW COORDINATOR / HOUR						
	MMB092M	2021Q4	5	790.00	\$98,750	\$125.00	\$125.00
			5	790.00	\$98,750	\$125.00	\$125.00
	LANE CLOSURES / HOUR						
	MMB172M	2021Q4	5	54,400.00	\$203,029	\$3.73	\$33.44
			5	54,400.00	\$203,029	\$3.73	\$33.44
	SOLID WASTE DISPOSAL / DOLL						
	MMB173M	2021Q4	5	238,500.00	\$238,500	\$1.00	\$1.00
			5	238,500.00	\$238,500	\$1.00	\$1.00
	DIVING CREW / HOUR						
	MMB185M	2021Q4	1	1,200.00	\$381,876	\$318.23	\$597.74
			1	1,200.00	\$381,876	\$318.23	\$597.74
	LABOR CREW / HOUR						
	MMB186M	2021Q4	13	75,325.00	\$37,822,770	\$502.13	\$579.85
			13	75,325.00	\$37,822,770	\$502.13	\$579.85
	RAILROAD SERVICES / DOLL						
	MMB188M	2021Q4	1	50,000.00	\$50,000	\$1.00	\$1.00
			1	50,000.00	\$50,000	\$1.00	\$1.00
	RESET SIGNS / U						
	MMD036M	2022Q1	2	80.00	\$6,288	\$78.60	\$120.35
			2	80.00	\$6,288	\$78.60	\$120.35

WEIGHTED AVERAGE ITEM PRICE REPORT
BY REGION, ITEM, AND QUARTER

REGION	ITEM	CALENDAR QUARTER	NUMBER OF OCCUR'S	TOTAL QUANTITY	TOTAL DOLLARS	AVERAGE AWARDED PRICE	AVERAGE OF LOW 3 BIDDERS
N	RETROFIT COVER PLATE FOR INLET CURB PIEC / U						
	MMD042M	2022Q1	2	44.00	\$13,950	\$317.05	\$276.67
			2	44.00	\$13,950	\$317.05	\$276.67
	GPS Fleet Tracking System / U						
	MMD055M	2021Q3	1	5.00	\$1,797	\$359.40	\$453.14
			1	5.00	\$1,797	\$359.40	\$453.14
	CONDUIT CLEARING / LF						
	MME002M	2022Q1	1	95.00	\$950	\$10.00	\$71.00
			1	95.00	\$950	\$10.00	\$71.00
	FOUNDATION REMOVAL, ELECTRICAL / U						
	MME008M	2022Q1	1	200.00	\$70,000	\$350.00	\$550.00
			1	200.00	\$70,000	\$350.00	\$550.00
	TRANSITE JUNCTION BOX REMOVAL / U						
	MME009M	2022Q1	1	60.00	\$24,000	\$400.00	\$807.67
			1	60.00	\$24,000	\$400.00	\$807.67
	TROUBLESHOOTING / MH						
	MME010M	2022Q1	1	125.00	\$30,000	\$240.00	\$525.50
			1	125.00	\$30,000	\$240.00	\$525.50
	BASE DOOR, TYPE T/C / U						
	MME011M	2022Q1	1	10.00	\$900	\$90.00	\$152.00
			1	10.00	\$900	\$90.00	\$152.00

WEIGHTED AVERAGE ITEM PRICE REPORT
 BY REGION, ITEM, AND QUARTER

REGION	ITEM	CALENDAR QUARTER	NUMBER OF OCCUR'S	TOTAL QUANTITY	TOTAL DOLLARS	AVERAGE AWARDED PRICE	AVERAGE OF LOW 3 BIDDERS
N	BASE DOOR, TYPE K / U						
	MME012M	2022Q1	1	5.00	\$475	\$95.00	\$158.50
			1	5.00	\$475	\$95.00	\$158.50
	BASE DOOR, TYPE P / U						
	MME013M	2022Q1	1	2.00	\$170	\$85.00	\$145.00
			1	2.00	\$170	\$85.00	\$145.00
	PEDESTRIAN LED INSTALLATION / U						
	MME015M	2022Q1	1	2.00	\$670	\$335.00	\$394.50
			1	2.00	\$670	\$335.00	\$394.50
	HIGHWAY LIGHTING BALLAST INSTALLATION / U						
	MME017M	2022Q1	1	10.00	\$4,500	\$450.00	\$466.50
			1	10.00	\$4,500	\$450.00	\$466.50
	HIGHWAY LIGHTING RELAMPING / U						
	MME024M	2022Q1	1	75.00	\$11,250	\$150.00	\$209.00
			1	75.00	\$11,250	\$150.00	\$209.00
	BASE DOOR, TYPE L / U						
	MME026M	2022Q1	1	5.00	\$300	\$60.00	\$132.50
			1	5.00	\$300	\$60.00	\$132.50
	PEC REPLACEMENT / U						
	MME027M	2022Q1	1	2.00	\$130	\$65.00	\$198.50
			1	2.00	\$130	\$65.00	\$198.50

WEIGHTED AVERAGE ITEM PRICE REPORT
 BY REGION, ITEM, AND QUARTER

REGION	ITEM	CALENDAR QUARTER	NUMBER OF OCCUR'S	TOTAL QUANTITY	TOTAL DOLLARS	AVERAGE AWARDED PRICE	AVERAGE OF LOW 3 BIDDERS
N	SIGN LUMINAIRE INSTALLATION / U						
	MME055M	2022Q1	1	210.00	\$451,500	\$2,150.00	\$2,128.50
			1	210.00	\$451,500	\$2,150.00	\$2,128.50
	LED TYPE R-ARROW-R / U						
	MME068M	2022Q1	1	35.00	\$2,625	\$75.00	\$186.50
			1	35.00	\$2,625	\$75.00	\$186.50
	LED TYPE A-ARROW-R / U						
	MME069M	2022Q1	1	50.00	\$3,750	\$75.00	\$186.50
			1	50.00	\$3,750	\$75.00	\$186.50
	LED TYPE G-ARROW-R / U						
	MME070M	2022Q1	1	50.00	\$3,750	\$75.00	\$186.50
			1	50.00	\$3,750	\$75.00	\$186.50
	LED TYPE A/G-ARROW-R / U						
	MME071M	2022Q1	1	50.00	\$5,900	\$118.00	\$246.50
			1	50.00	\$5,900	\$118.00	\$246.50
	TRAFFIC DIRECTORS / MH						
	MME084M	2022Q1	1	200.00	\$17,000	\$85.00	\$141.33
			1	200.00	\$17,000	\$85.00	\$141.33
	VISOR REPLACEMENT / U						
	MME085M	2022Q1	1	3.00	\$165	\$55.00	\$102.50
			1	3.00	\$165	\$55.00	\$102.50

WEIGHTED AVERAGE ITEM PRICE REPORT
 BY REGION, ITEM, AND QUARTER

REGION	ITEM	CALENDAR QUARTER	NUMBER OF OCCUR'S	TOTAL QUANTITY	TOTAL DOLLARS	AVERAGE AWARDED PRICE	AVERAGE OF LOW 3 BIDDERS
N	ROADWAY JUNCTION BOX / U						
	MME090M	2022Q1	1	1.00	\$500	\$500.00	\$3,225.00
			1	1.00	\$500	\$500.00	\$3,225.00
	LED TYPE 12 RAG / U						
	MME091M	2022Q1	1	150.00	\$37,500	\$250.00	\$480.50
			1	150.00	\$37,500	\$250.00	\$480.50
	LED TYPE 8 RAG / U						
	MME092M	2022Q1	1	150.00	\$36,000	\$240.00	\$466.50
			1	150.00	\$36,000	\$240.00	\$466.50
	LIGHTING ASSEMBLIES, TYPE L-R-X / U						
	MME093M	2022Q1	1	2.00	\$920	\$460.00	\$881.50
			1	2.00	\$920	\$460.00	\$881.50
	LIGHTING ASSEMBLIES, TYPE L-R-CF / U						
	MME094M	2022Q1	1	2.00	\$920	\$460.00	\$881.50
			1	2.00	\$920	\$460.00	\$881.50
	LIGHTING ASSEMBLIES, TYPE L-R-V-X / U						
	MME095M	2022Q1	1	2.00	\$1,850	\$925.00	\$1,627.50
			1	2.00	\$1,850	\$925.00	\$1,627.50
	LIGHTING ASSEMBLIES, TYPE L-R-MG / U						
	MME096M	2022Q1	1	2.00	\$2,170	\$1,085.00	\$1,617.50
			1	2.00	\$2,170	\$1,085.00	\$1,617.50

WEIGHTED AVERAGE ITEM PRICE REPORT
BY REGION, ITEM, AND QUARTER

REGION	ITEM	CALENDAR QUARTER	NUMBER OF OCCUR'S	TOTAL QUANTITY	TOTAL DOLLARS	AVERAGE AWARDED PRICE	AVERAGE OF LOW 3 BIDDERS
N	LIGHTING ASSEMBLIES, TYPE L-R-U-W / U						
	MME097M	2022Q1	1	2.00	\$4,000	\$2,000.00	\$2,658.00
			1	2.00	\$4,000	\$2,000.00	\$2,658.00
	LIGHTING ASSEMBLIES, TYPE L-R-U-P / U						
	MME098M	2022Q1	1	2.00	\$4,000	\$2,000.00	\$2,139.00
			1	2.00	\$4,000	\$2,000.00	\$2,139.00
	TOWER RELAMPING / U						
	MME100M	2022Q1	1	2.00	\$3,320	\$1,660.00	\$5,503.00
			1	2.00	\$3,320	\$1,660.00	\$5,503.00
	TOWER LUMINAIRE INSTALLATION / U						
	MME101M	2022Q1	1	16.00	\$40,000	\$2,500.00	\$2,393.50
			1	16.00	\$40,000	\$2,500.00	\$2,393.50
	LIGHTING ASSEMBLIES INSTALLATION / U						
	MME102M	2022Q1	1	40.00	\$14,600	\$365.00	\$510.50
			1	40.00	\$14,600	\$365.00	\$510.50
	LIGHTING ASSEMBLIES, TYPE L-R-40-Y / U						
	MME103M	2022Q1	1	2.00	\$890	\$445.00	\$856.50
			1	2.00	\$890	\$445.00	\$856.50
	FUSE KITS / U						
	MME108M	2022Q1	1	75.00	\$3,750	\$50.00	\$193.00
			1	75.00	\$3,750	\$50.00	\$193.00

WEIGHTED AVERAGE ITEM PRICE REPORT
 BY REGION, ITEM, AND QUARTER

REGION	ITEM	CALENDAR QUARTER	NUMBER OF OCCUR'S	TOTAL QUANTITY	TOTAL DOLLARS	AVERAGE AWARDED PRICE	AVERAGE OF LOW 3 BIDDERS
N	FOUNDATION, TYPE PBI / U						
	MME122M	2022Q1	1	10.00	\$2,500	\$250.00	\$615.67
			1	10.00	\$2,500	\$250.00	\$615.67
	ADA Push Button Installation / U						
	MME139M	2022Q1	1	15.00	\$2,475	\$165.00	\$309.50
			1	15.00	\$2,475	\$165.00	\$309.50
	RADAR DETECTION SYSTEM, 1 RADAR / U						
	MME143M	2022Q1	2	4.00	\$51,090	\$12,772.50	\$12,150.14
			2	4.00	\$51,090	\$12,772.50	\$12,150.14
	RADAR DETECTION SYSTEM, 2 RADAR / U						
	MME144M	2022Q1	2	11.00	\$251,125	\$22,829.55	\$22,094.67
			2	11.00	\$251,125	\$22,829.55	\$22,094.67
	RADAR DETECTION SYSTEM, 3 RADAR / U						
	MME145M	2022Q1	1	3.00	\$102,225	\$34,075.00	\$32,812.78
			1	3.00	\$102,225	\$34,075.00	\$32,812.78
	RADAR DETECTION SYSTEM, 4 RADAR / U						
	MME146M	2022Q1	1	1.00	\$44,940	\$44,940.00	\$44,575.71
			1	1.00	\$44,940	\$44,940.00	\$44,575.71
	POLE BRIDGE REPLACEMENT / EACH						
	MME149M	2022Q1	1	40.00	\$120,000	\$3,000.00	\$2,419.00
			1	40.00	\$120,000	\$3,000.00	\$2,419.00

WEIGHTED AVERAGE ITEM PRICE REPORT
BY REGION, ITEM, AND QUARTER

REGION	ITEM	CALENDAR QUARTER	NUMBER OF OCCUR'S	TOTAL QUANTITY	TOTAL DOLLARS	AVERAGE AWARDED PRICE	AVERAGE OF LOW 3 BIDDERS
N	TRAFFIC CONTROL TRUCK WITH MOUNTED CRASH / DAY						
	MMG008M	2022Q1	2	1,000.00	\$1,000	\$1.00	\$20.83
			2	1,000.00	\$1,000	\$1.00	\$20.83

	E-Z PASS / DOLL						
	MMG009M	2021Q4	1	5,580.00	\$5,580	\$1.00	\$1.00
			1	5,580.00	\$5,580	\$1.00	\$1.00

	TELEPHONE SERVICE / DOLL						
	MMG010M	2021Q4	5	7,000.00	\$7,000	\$1.00	\$1.00
			5	7,000.00	\$7,000	\$1.00	\$1.00

	FIELD OFFICE EQUIPMENT / DOLL						
	MMG018M	2022Q1	1	500.00	\$500	\$1.00	\$1.00
			1	500.00	\$500	\$1.00	\$1.00

	OVERTIME DIFFERENTIAL (OD) / DOLL						
	MMG025M	2021Q4	5	950,000.00	\$950,000	\$1.00	\$1.00
			5	950,000.00	\$950,000	\$1.00	\$1.00

	DISPOSAL OF REGULATED MATERIAL / DOLL						
	MMG027M	2021Q4	1	50,000.00	\$50,000	\$1.00	\$1.00
			1	50,000.00	\$50,000	\$1.00	\$1.00

	RIPRAP STONE SLOPE PROTECTION / T						
	MMG036M	2022Q1	2	100.00	\$100	\$1.00	\$16.33
			2	100.00	\$100	\$1.00	\$16.33

WEIGHTED AVERAGE ITEM PRICE REPORT
BY REGION, ITEM, AND QUARTER

REGION	ITEM	CALENDAR QUARTER	NUMBER OF OCCUR'S	TOTAL QUANTITY	TOTAL DOLLARS	AVERAGE AWARDED PRICE	AVERAGE OF LOW 3 BIDDERS
N	WORKER, TYPE "A" / HOUR						
	MMG054M	2021Q4	5	8,850.00	\$674,800	\$76.25	\$89.57
			5	8,850.00	\$674,800	\$76.25	\$89.57
	SCOOP TUNNEL VISOR / U						
	MMG055M	2022Q1	1	10.00	\$750	\$75.00	\$102.00
			1	10.00	\$750	\$75.00	\$102.00
	CRANE / MH						
	MMG056M	2022Q1	1	40.00	\$20,000	\$500.00	\$452.50
			1	40.00	\$20,000	\$500.00	\$452.50
	WORKER, TYPE "B" / HOUR						
	MMG057M	2021Q4	5	7,850.00	\$1,691,840	\$215.52	\$169.22
			5	7,850.00	\$1,691,840	\$215.52	\$169.22
	DISPOSAL OF REGULATED MATERIAL HAZARDOUS / DOLL						
	MMG064M	2021Q4	5	230,000.00	\$230,000	\$1.00	\$1.00
			5	230,000.00	\$230,000	\$1.00	\$1.00
	TRUCK DRIVER / HOUR						
	MMG078M	2021Q4	2	1,100.00	\$184,400	\$167.64	\$186.45
			2	1,100.00	\$184,400	\$167.64	\$186.45
	CONTAINMENT SYSTEM / LS						
	MMG082M	2021Q4	7	7.00	\$638,841	\$91,263.00	\$56,611.48
			7	7.00	\$638,841	\$91,263.00	\$56,611.48

WEIGHTED AVERAGE ITEM PRICE REPORT
 BY REGION, ITEM, AND QUARTER

REGION	ITEM	CALENDAR QUARTER	NUMBER OF OCCUR'S	TOTAL QUANTITY	TOTAL DOLLARS	AVERAGE AWARDED PRICE	AVERAGE OF LOW 3 BIDDERS
N	SSPC, BLAST/PRIME / LS						
	MMG083M	2021Q4	7	7.00	\$766,272	\$109,467	\$205,537
			7	7.00	\$766,272	\$109,467	\$205,537
	SSPC, STRIPE/INTERMEDIATE / LS						
	MMG084M	2021Q4	7	7.00	\$370,940	\$52,991.43	\$46,830.48
			7	7.00	\$370,940	\$52,991.43	\$46,830.48
	SSPC, FINISH / LS						
	MMG085M	2021Q4	7	7.00	\$267,899	\$38,271.29	\$41,209.48
			7	7.00	\$267,899	\$38,271.29	\$41,209.48
	TESTING, IF AND WHERE DIRECTED / DOLL						
	MMG086M	2021Q4	1	10,000.00	\$10,000	\$1.00	\$1.00
			1	10,000.00	\$10,000	\$1.00	\$1.00
	CLEARING SITE / LM						
	MMG092M	2021Q3	1	1,425.00	\$869,763	\$610.36	\$1,026.79
			1	1,425.00	\$869,763	\$610.36	\$1,026.79
	FIBERGLASS REINFORCED POLYMER PANELS / SF						
	MMG093M	2022Q1	1	4,700.00	\$329,000	\$70.00	\$93.67
			1	4,700.00	\$329,000	\$70.00	\$93.67
	ADJUSTMENT FACTOR / PCT						
	MMG095M	2022Q2	1	6,900,000.00	\$5,029,410	\$0.73	\$0.89
			1	6,900,000.00	\$5,029,410	\$0.73	\$0.89

WEIGHTED AVERAGE ITEM PRICE REPORT
BY REGION, ITEM, AND QUARTER

REGION	ITEM	CALENDAR QUARTER	NUMBER OF OCCUR'S	TOTAL QUANTITY	TOTAL DOLLARS	AVERAGE AWARDED PRICE	AVERAGE OF LOW 3 BIDDERS
N	CONSTRUCTION LAYOUT / DAY						
	MMR001M	2022Q1	2	40.00	\$2,020	\$50.50	\$209.00
			2	40.00	\$2,020	\$50.50	\$209.00
	EMERGENCY MOBILIZATION / U						
	MMR006M	2022Q1	3	16.00	\$70,000	\$4,375.00	\$6,250.00
			3	16.00	\$70,000	\$4,375.00	\$6,250.00
	FLASHING ARROW BOARD, 4' X 8' / DAY						
	MMR060M	2022Q1	2	200.00	\$200	\$1.00	\$17.50
			2	200.00	\$200	\$1.00	\$17.50
	PORTABLE VARIABLE MESSAGE SIGN / DAY						
	MMR061M	2022Q1	2	280.00	\$280	\$1.00	\$11.67
			2	280.00	\$280	\$1.00	\$11.67
	REMOVAL OF LONG LIFE PATTERNED CONTRAST / LF						
	MMR065M	2021Q4	1	5,000.00	\$5,000	\$1.00	\$1.67
			1	5,000.00	\$5,000	\$1.00	\$1.67
	REMOVAL OF TRAFFIC MARKINGS, LINES / LF						
	MMR067M	2021Q4	1	261,476.00	\$26,148	\$0.10	\$0.60
			1	261,476.00	\$26,148	\$0.10	\$0.60
	MOBILIZATION OF MILL & HMA PAVING EQUIP. / U						
	MMR077M	2022Q1	2	50.00	\$750,000	\$15,000.00	\$15,000.00
			2	50.00	\$750,000	\$15,000.00	\$15,000.00

WEIGHTED AVERAGE ITEM PRICE REPORT
 BY REGION, ITEM, AND QUARTER

REGION	ITEM	CALENDAR QUARTER	NUMBER OF OCCUR'S	TOTAL QUANTITY	TOTAL DOLLARS	AVERAGE AWARDED PRICE	AVERAGE OF LOW 3 BIDDERS
N	CLEARING SITE / LF						
	MMR080M	2021Q4	1	1,500,000.00	\$15,000	\$0.01	\$0.08
			1	1,500,000.00	\$15,000	\$0.01	\$0.08
	MOBILE RETROREFLECTOMETER SERVICE / LS						
	MMR083M	2021Q4	1	1.00	\$110,000	\$110,000	\$86,666.67
			1	1.00	\$110,000	\$110,000	\$86,666.67
	MICROMILLING / SY						
	MMR087M	2022Q1	2	2,000.00	\$10,000	\$5.00	\$6.67
			2	2,000.00	\$10,000	\$5.00	\$6.67
	CONCRETE WASHOUT SYSTEM / U						
	MMR091M	2022Q1	2	4.00	\$76,500	\$19,125.00	\$13,375.00
			2	4.00	\$76,500	\$19,125.00	\$13,375.00
	REGRADE BERM / SY						
	MMR096M	2022Q1	1	900.00	\$2,700	\$3.00	\$8.67
			1	900.00	\$2,700	\$3.00	\$8.67
	VOID REDUCING ASPHALT MEMBRANE / LF						
	MMR113M	2022Q1	1	18,639.00	\$98,787	\$5.30	\$5.11
			1	18,639.00	\$98,787	\$5.30	\$5.11

WEIGHTED AVERAGE ITEM PRICE REPORT
BY REGION, ITEM, AND QUARTER

REGION	ITEM	CALENDAR QUARTER	NUMBER OF OCCUR'S	TOTAL QUANTITY	TOTAL DOLLARS	AVERAGE AWARDED PRICE	AVERAGE OF LOW 3 BIDDERS
S	FORCE ACCOUNT / DOLL						
	109006M	2021Q4	5	2,850,000.00	\$2,850,000	\$1.00	\$1.00
		2022Q1	3	355,000.00	\$355,000	\$1.00	\$1.00
			8	3,205,000.00	\$3,205,000	\$1.00	\$1.00

	PERFORMANCE BOND AND PAYMENT BOND / DOLL						
	151006M	2021Q3	4	4.00	\$336,000	\$84,000.00	\$150,381
		2021Q4	9	60,007.00	\$156,501	\$2.61	\$3.04
		2022Q1	6	6.00	\$159,718	\$26,619.60	\$37,428.38
		2022Q2	4	4.00	\$85,680	\$21,420.00	\$18,140.00
			23	60,021.00	\$737,899	\$12.29	\$18.01

	RAILROAD PROTECTIVE LIABILITY INSURANCE / DOLL						
	152012P	2021Q3	1	1.00	\$15,000	\$15,000.00	\$46,333.33
		2021Q4	1	100,000.00	\$100,000	\$1.00	\$1.00
		2022Q1	2	2.00	\$2,001	\$1,000.50	\$1,500.25
			4	100,003.00	\$117,001	\$1.17	\$1.49

	POLLUTION LIABILITY INSURANCE / DOLL						
	152015P	2021Q3	4	4.00	\$36,600	\$9,150.00	\$19,283.34
		2021Q4	9	10,008.00	\$80,001	\$7.99	\$5.25
		2022Q1	6	6.00	\$20,186	\$3,364.33	\$13,860.29
		2022Q2	4	4.00	\$44,500	\$11,125.00	\$5,125.34
			23	10,022.00	\$181,287	\$18.09	\$23.28

	PROGRESS SCHEDULE / LS						
	153003P	2021Q3	3	3.00	\$52,260	\$17,420.00	\$11,278.33
		2021Q4	1	1.00	\$22,000	\$22,000.00	\$22,000.00
		2022Q2	3	3.00	\$52,500	\$17,500.00	\$9,916.67
			7	7.00	\$126,760	\$18,108.57	\$12,226.43

WEIGHTED AVERAGE ITEM PRICE REPORT
BY REGION, ITEM, AND QUARTER

REGION	ITEM	CALENDAR QUARTER	NUMBER OF OCCUR'S	TOTAL QUANTITY	TOTAL DOLLARS	AVERAGE AWARDED PRICE	AVERAGE OF LOW 3 BIDDERS
S	PROGRESS SCHEDULE UPDATE / U						
	153005M	2021Q3	3	43.00	\$66,610	\$1,549.07	\$992.15
		2021Q4	1	5.00	\$25,000	\$5,000.00	\$5,000.00
		2022Q2	3	37.00	\$88,700	\$2,397.30	\$903.12
			7	85.00	\$180,310	\$2,121.29	\$1,189.15
	BAR CHART PROGRESS SCHEDULE AND UPDATES / LS						
	153009P	2021Q3	1	1.00	\$100	\$100.00	\$300.00
		2022Q1	4	4.00	\$3,500	\$875.00	\$6,791.67
		2022Q2	1	1.00	\$35,000	\$35,000.00	\$35,000.00
			6	6.00	\$38,600	\$6,433.33	\$10,411.11
	TRAINEES / HOUR						
	153011M	2021Q3	3	5,950.00	\$52,855	\$8.88	\$3.35
		2021Q4	2	1,750.00	\$1,600	\$0.91	\$0.91
		2022Q2	4	5,840.00	\$303,910	\$52.04	\$17.77
			9	13,540.00	\$358,365	\$26.47	\$9.26
	MOBILIZATION / LS						
	154003P	2021Q3	4	4.00	\$6,538,350	\$1,634,588	\$3,286,614
		2021Q4	3	3.00	\$1,587,500	\$529,167	\$1,133,177
		2022Q1	4	4.00	\$5,308,029	\$1,327,007	\$1,998,546
		2022Q2	4	4.00	\$1,659,195	\$414,799	\$394,450
			15	15.00	\$15,093,074	\$1,006,205	\$1,741,198
	FIELD OFFICE TYPE A SET UP / U						
	155003M	2022Q1	1	1.00	\$12,000	\$12,000.00	\$21,666.67
			1	1.00	\$12,000	\$12,000.00	\$21,666.67

WEIGHTED AVERAGE ITEM PRICE REPORT
 BY REGION, ITEM, AND QUARTER

REGION	ITEM	CALENDAR QUARTER	NUMBER OF OCCUR'S	TOTAL QUANTITY	TOTAL DOLLARS	AVERAGE AWARDED PRICE	AVERAGE OF LOW 3 BIDDERS
S	FIELD OFFICE TYPE B SET UP / U						
	155006M	2021Q4	1	1.00	\$20,000	\$20,000.00	\$21,666.67
		2022Q1	3	3.00	\$105,000	\$35,000.00	\$36,666.67
			4	4.00	\$125,000	\$31,250.00	\$32,916.67

	FIELD OFFICE TYPE C SET UP / U						
	155009M	2021Q3	1	1.00	\$30,000	\$30,000.00	\$42,855.00
			1	1.00	\$30,000	\$30,000.00	\$42,855.00

	FIELD OFFICE TYPE D SET UP / U						
	155012M	2021Q3	2	2.00	\$110,000	\$55,000.00	\$27,500.01
		2021Q4	1	1.00	\$32,000	\$32,000.00	\$32,000.00
		2022Q2	2	2.00	\$67,000	\$33,500.00	\$32,166.67
			5	5.00	\$209,000	\$41,800.00	\$30,266.67

	FIELD OFFICE TYPE E SET UP / U						
	155015M	2021Q4	2	2.00	\$59,000	\$29,500.00	\$32,833.33
		2022Q2	2	2.00	\$80,000	\$40,000.00	\$45,000.00
			4	4.00	\$139,000	\$34,750.00	\$38,916.67

	FIELD OFFICE TYPE G SET UP / U						
	155019M	2021Q3	1	1.00	\$50,000	\$50,000.00	\$76,333.33
			1	1.00	\$50,000	\$50,000.00	\$76,333.33

	FIELD OFFICE TYPE A MAINTENANCE / MO						
	155021M	2022Q1	1	5.00	\$2,500	\$500.00	\$17,666.67
			1	5.00	\$2,500	\$500.00	\$17,666.67

WEIGHTED AVERAGE ITEM PRICE REPORT
BY REGION, ITEM, AND QUARTER

REGION	ITEM	CALENDAR QUARTER	NUMBER OF OCCUR'S	TOTAL QUANTITY	TOTAL DOLLARS	AVERAGE AWARDED PRICE	AVERAGE OF LOW 3 BIDDERS
S	FIELD OFFICE TYPE B MAINTENANCE / MO						
	155024M	2021Q4	1	12.00	\$36,000	\$3,000.00	\$3,333.33
		2022Q1	3	36.00	\$84,000	\$2,333.33	\$2,944.44
			4	48.00	\$120,000	\$2,500.00	\$3,041.67
	FIELD OFFICE TYPE C MAINTENANCE / MO						
	155027M	2021Q3	1	6.00	\$16,800	\$2,800.00	\$3,620.00
			1	6.00	\$16,800	\$2,800.00	\$3,620.00
	FIELD OFFICE TYPE D MAINTENANCE / MO						
	155030M	2021Q3	2	26.00	\$160,000	\$6,153.85	\$9,576.92
		2021Q4	1	15.00	\$90,000	\$6,000.00	\$6,000.00
		2022Q2	2	32.00	\$68,300	\$2,134.38	\$2,178.13
			5	73.00	\$318,300	\$4,360.27	\$5,598.63
	FIELD OFFICE TYPE E MAINTENANCE / MO						
	155033M	2021Q4	2	51.00	\$243,000	\$4,764.71	\$4,411.76
		2022Q2	2	42.00	\$201,000	\$4,785.71	\$4,393.57
			4	93.00	\$444,000	\$4,774.19	\$4,403.55
	FIELD OFFICE TYPE G MAINTENANCE / MO						
	155037M	2021Q3	1	30.00	\$180,000	\$6,000.00	\$7,333.33
			1	30.00	\$180,000	\$6,000.00	\$7,333.33
	MATERIALS FIELD LABORATORY SET-UP / U						
	156003M	2021Q3	1	1.00	\$10,000	\$10,000.00	\$50,000.00
			1	1.00	\$10,000	\$10,000.00	\$50,000.00

WEIGHTED AVERAGE ITEM PRICE REPORT
 BY REGION, ITEM, AND QUARTER

REGION	ITEM	CALENDAR QUARTER	NUMBER OF OCCUR'S	TOTAL QUANTITY	TOTAL DOLLARS	AVERAGE AWARDED PRICE	AVERAGE OF LOW 3 BIDDERS
S	MATERIALS FIELD LABORATORY MAINTENANCE / MO						
	156006M	2021Q3	1	28.00	\$70,000	\$2,500.00	\$3,333.33
			1	28.00	\$70,000	\$2,500.00	\$3,333.33
	NUCLEAR DENSITY GAUGE / U						
	156015M	2021Q3	1	1.00	\$5,000	\$5,000.00	\$8,166.67
		2022Q2	1	1.00	\$1,000	\$1,000.00	\$4,166.67
			2	2.00	\$6,000	\$3,000.00	\$6,166.67
	CONCRETE COMPRESSION TESTING EQUIPMENT / U						
	156021M	2022Q2	1	1.00	\$0	\$0.01	\$1,667.00
			1	1.00	\$0	\$0.01	\$1,667.00
	CONSTRUCTION LAYOUT / DOLL						
	157004M	2021Q3	4	4.00	\$220,101	\$55,025.25	\$210,925
		2021Q4	1	1.00	\$31,000	\$31,000.00	\$31,000.00
		2022Q1	4	4.00	\$50,413	\$12,603.25	\$36,378.97
		2022Q2	4	4.00	\$170,000	\$42,500.00	\$31,666.67
			13	13.00	\$471,514	\$36,270.31	\$88,221.72
	CAUTION FENCE / LF						
	158003M	2021Q3	1	600.00	\$2,400	\$4.00	\$4.88
		2022Q2	1	200.00	\$1,400	\$7.00	\$6.67
			2	800.00	\$3,800	\$4.75	\$5.33
	SILT FENCE / LF						
	158006M	2021Q3	2	650.00	\$3,500	\$5.38	\$3.69

(item continued)

WEIGHTED AVERAGE ITEM PRICE REPORT
BY REGION, ITEM, AND QUARTER

REGION	ITEM	CALENDAR QUARTER	NUMBER OF OCCUR'S	TOTAL QUANTITY	TOTAL DOLLARS	AVERAGE AWARDED PRICE	AVERAGE OF LOW 3 BIDDERS
S	SILT FENCE / LF						
	158006M	2022Q1	2	1,000.00	\$10	\$0.01	\$0.01
			4	1,650.00	\$3,510	\$2.13	\$1.46

	HEAVY DUTY SILT FENCE, ORANGE / LF						
	158009M	2021Q3	1	2,437.00	\$19,496	\$8.00	\$8.45
		2021Q4	1	2,666.00	\$53,907	\$20.22	\$20.22
		2022Q2	3	1,426.00	\$25,062	\$17.58	\$10.55
			5	6,529.00	\$98,465	\$15.08	\$13.71

	HEAVY DUTY SILT FENCE, BLACK / LF						
	158012M	2021Q3	1	3,824.00	\$30,592	\$8.00	\$9.25
		2022Q2	4	6,714.00	\$91,038	\$13.56	\$8.52
			5	10,538.00	\$121,630	\$11.54	\$8.78

	HAYBALE / U						
	158015M	2021Q3	1	500.00	\$2,500	\$5.00	\$16.30
		2022Q2	2	50.00	\$25	\$0.51	\$33.50
			3	550.00	\$2,525	\$4.59	\$17.86

	HAYBALE CHECK DAM WITH TEMPORARY STONE O / LF						
	158018M	2021Q3	1	40.00	\$4,000	\$100.00	\$83.33
			1	40.00	\$4,000	\$100.00	\$83.33

	TEMPORARY STONE CHECK DAM / CY						
	158021M	2022Q2	1	44.00	\$0	\$0.01	\$78.34
			1	44.00	\$0	\$0.01	\$78.34

WEIGHTED AVERAGE ITEM PRICE REPORT
BY REGION, ITEM, AND QUARTER

REGION	ITEM	CALENDAR QUARTER	NUMBER OF OCCUR'S	TOTAL QUANTITY	TOTAL DOLLARS	AVERAGE AWARDED PRICE	AVERAGE OF LOW 3 BIDDERS
S	INLET FILTER TYPE 2, 2' X 4' / U						
	158030M	2021Q3	3	532.00	\$82,430	\$154.94	\$242.31
		2021Q4	1	10.00	\$4,200	\$420.00	\$420.00
		2022Q1	3	399.00	\$14,350	\$35.96	\$77.33
		2022Q2	3	109.00	\$22,314	\$204.72	\$163.24
			10	1,050.00	\$123,294	\$117.42	\$173.11
	INLET FILTER TYPE 2, 4' X 4' / U						
	158033M	2021Q3	2	69.00	\$3,027	\$43.87	\$189.62
		2021Q4	1	60.00	\$28,800	\$480.00	\$480.00
		2022Q1	3	61.00	\$2,580	\$42.30	\$81.79
		2022Q2	3	75.00	\$22,466	\$299.55	\$208.18
			9	265.00	\$56,873	\$214.62	\$235.80
	FLOATING TURBIDITY BARRIER, TYPE 1 / LF						
	158042M	2021Q3	1	516.00	\$12,900	\$25.00	\$28.33
			1	516.00	\$12,900	\$25.00	\$28.33
	SEDIMENT CONTROL BAG / SF						
	158054M	2021Q3	1	3,000.00	\$3,000	\$1.00	\$3.50
		2022Q2	2	3,750.00	\$9,750	\$2.60	\$1.33
			3	6,750.00	\$12,750	\$1.89	\$2.29
	COMPOST FILTER SOCK, ___ DIAMETER / LF						
	158058M	2021Q3	1	535.00	\$10,700	\$20.00	\$40.50
			1	535.00	\$10,700	\$20.00	\$40.50
	CONSTRUCTION DRIVEWAY / T						
	158060M	2021Q3	1	556.00	\$36,140	\$65.00	\$53.33
			1	556.00	\$36,140	\$65.00	\$53.33

WEIGHTED AVERAGE ITEM PRICE REPORT
BY REGION, ITEM, AND QUARTER

REGION	ITEM	CALENDAR QUARTER	NUMBER OF OCCUR'S	TOTAL QUANTITY	TOTAL DOLLARS	AVERAGE AWARDED PRICE	AVERAGE OF LOW 3 BIDDERS
S	CONCRETE WASHOUT SYSTEM / LS						
	158063P	2021Q3	3	3.00	\$7,000	\$2,333.33	\$12,027.78
		2022Q1	3	3.00	\$98,500	\$32,833.33	\$11,527.78
		2022Q2	2	2.00	\$16,000	\$8,000.00	\$8,466.67
			8	8.00	\$121,500	\$15,187.50	\$10,950.00

	OIL ONLY EMERGENCY SPILL KIT, TYPE 1 / U						
	158072M	2021Q3	3	6.00	\$6,400	\$1,066.67	\$988.89
		2021Q4	1	2.00	\$2,000	\$1,000.00	\$1,000.00
		2022Q1	7	13.00	\$4,201	\$323.15	\$688.16
		2022Q2	4	8.00	\$11,000	\$1,375.00	\$685.00
			15	29.00	\$23,601	\$813.83	\$771.01

	EROSION CONTROL SEDIMENT REMOVAL / CY						
	158084M	2021Q3	1	485.00	\$485	\$1.00	\$37.67
		2022Q2	3	25.00	\$6,770	\$270.80	\$145.82
			4	510.00	\$7,255	\$14.23	\$42.97

	BASIN SAND LAYER / CY						
	158095M	2021Q3	1	556.00	\$25,020	\$45.00	\$49.00
		2022Q2	1	53.00	\$5,300	\$100.00	\$104.67
			2	609.00	\$30,320	\$49.79	\$53.84

	BREAKAWAY BARRICADE / U						
	159003M	2021Q3	4	218.00	\$169	\$0.77	\$60.31
		2021Q4	3	206.00	\$11,441	\$55.54	\$38.53
		2022Q1	5	950.00	\$257	\$0.27	\$0.10
		2022Q2	4	145.00	\$5,930	\$40.90	\$14.79
			16	1,519.00	\$17,796	\$11.72	\$15.35

WEIGHTED AVERAGE ITEM PRICE REPORT
BY REGION, ITEM, AND QUARTER

REGION	ITEM	CALENDAR QUARTER	NUMBER OF OCCUR'S	TOTAL QUANTITY	TOTAL DOLLARS	AVERAGE AWARDED PRICE	AVERAGE OF LOW 3 BIDDERS
S	DRUM / U						
	159006M	2021Q3	4	875.00	\$727	\$0.83	\$32.39
		2021Q4	4	630.00	\$9,901	\$15.72	\$12.88
		2022Q1	5	400.00	\$103	\$0.26	\$0.09
		2022Q2	4	646.00	\$6,525	\$10.10	\$6.17
			17	2,551.00	\$17,255	\$6.76	\$15.87
	TRAFFIC CONE / U						
	159009M	2021Q3	3	820.00	\$6,625	\$8.08	\$7.76
		2021Q4	4	5,500.00	\$63,000	\$11.45	\$9.68
		2022Q1	5	3,500.00	\$1,025	\$0.29	\$0.10
		2022Q2	3	781.00	\$19,215	\$24.60	\$10.20
			15	10,601.00	\$89,865	\$8.48	\$6.41
	CONSTRUCTION SIGNS / SF						
	159012M	2021Q3	4	8,572.00	\$107,624	\$12.56	\$13.85
		2021Q4	4	3,327.00	\$34,727	\$10.44	\$7.26
		2022Q1	5	19,000.00	\$60,140	\$3.17	\$1.06
		2022Q2	4	5,089.00	\$85,168	\$16.74	\$21.73
			17	35,988.00	\$287,659	\$7.99	\$7.60
	CONSTRUCTION IDENTIFICATION SIGN, 4' X 8 / U						
	159015M	2021Q3	2	3.00	\$2,550	\$850.00	\$1,425.00
		2021Q4	1	2.00	\$2,500	\$1,250.00	\$1,250.00
		2022Q2	2	4.00	\$7,000	\$1,750.00	\$1,750.00
			5	9.00	\$12,050	\$1,338.89	\$1,530.56
	CONSTRUCTION IDENTIFICATION SIGN, 6' X 1 / U						
	159018M	2021Q3	1	1.00	\$1,300	\$1,300.00	\$1,491.67

(item continued)

WEIGHTED AVERAGE ITEM PRICE REPORT
BY REGION, ITEM, AND QUARTER

REGION	ITEM	CALENDAR QUARTER	NUMBER OF OCCUR'S	TOTAL QUANTITY	TOTAL DOLLARS	AVERAGE AWARDED PRICE	AVERAGE OF LOW 3 BIDDERS
S	CONSTRUCTION IDENTIFICATION SIGN, 6' X 1' / U						
	159018M	2022Q1	1	2.00	\$1,000	\$500.00	\$2,333.33
			2	3.00	\$2,300	\$766.67	\$2,052.78

	CONSTRUCTION BARRIER CURB / LF						
	159021P	2021Q3	2	11,030.00	\$908,200	\$82.34	\$128.09
		2022Q2	2	1,940.00	\$111,400	\$57.42	\$73.22
			4	12,970.00	\$1,019,600	\$78.61	\$119.88

	FLASHING ARROW BOARD, 2' X 4' / U						
	159024M	2022Q2	2	6.00	\$7,000	\$1,166.67	\$1,311.11
			2	6.00	\$7,000	\$1,166.67	\$1,311.11

	FLASHING ARROW BOARD, 4' X 8' / U						
	159027M	2021Q3	4	13.00	\$12,544	\$964.92	\$1,736.79
		2021Q4	4	22.00	\$44,400	\$2,018.18	\$1,886.06
		2022Q1	3	24.00	\$408	\$17.00	\$39.00
		2022Q2	2	6.00	\$7,200	\$1,200.00	\$1,200.00
			13	65.00	\$64,552	\$993.11	\$1,110.89

	PORTABLE VARIABLE MESSAGE SIGN W/REMOTE / U						
	159029M	2021Q3	2	4.00	\$106,600	\$26,650.00	\$20,920.00
			2	4.00	\$106,600	\$26,650.00	\$20,920.00

	PORTABLE VARIABLE MESSAGE SIGN / U						
	159030M	2021Q3	2	12.00	\$156,400	\$13,033.33	\$7,766.67
		2021Q4	4	21.00	\$143,000	\$6,809.52	\$5,692.06

(item continued)

WEIGHTED AVERAGE ITEM PRICE REPORT
BY REGION, ITEM, AND QUARTER

REGION	ITEM	CALENDAR QUARTER	NUMBER OF OCCUR'S	TOTAL QUANTITY	TOTAL DOLLARS	AVERAGE AWARDED PRICE	AVERAGE OF LOW 3 BIDDERS
S	PORTABLE VARIABLE MESSAGE SIGN / U						
	159030M	2022Q1	3	24.00	\$808	\$33.67	\$1,844.56
		2022Q2	2	6.00	\$108,000	\$18,000.00	\$18,000.00
			11	63.00	\$408,208	\$6,479.49	\$5,793.69
	PORTABLE TRAILER MOUNTED CCTV CAMERA ASS / U						
	159032M	2021Q3	1	3.00	\$4,500	\$1,500.00	\$20,500.00
			1	3.00	\$4,500	\$1,500.00	\$20,500.00
	TEMPORARY CRASH CUSHION, INERTIAL BARRIE / U						
	159051M	2022Q2	1	3.00	\$15,000	\$5,000.00	\$8,000.00
			1	3.00	\$15,000	\$5,000.00	\$8,000.00
	TEMPORARY CRASH CUSHION, INERTIAL BARRIE / U						
	159054M	2021Q3	1	4.00	\$14,000	\$3,500.00	\$7,333.33
		2022Q2	1	3.00	\$12,525	\$4,175.00	\$5,725.00
			2	7.00	\$26,525	\$3,789.29	\$6,644.05
	TRAFFIC CONTROL TRUCK WITH MOUNTED CRASH / U						
	159108M	2021Q3	4	13.00	\$80,200	\$6,169.23	\$14,056.41
		2021Q4	4	22.00	\$453,000	\$20,590.91	\$15,463.64
		2022Q1	3	24.00	\$4,080	\$170.00	\$56.67
		2022Q2	4	9.00	\$85,000	\$9,444.44	\$8,148.15
			15	68.00	\$622,280	\$9,151.18	\$8,788.63
	REMOVABLE BLACK LINE MASKING TAPE, 6" / LF						
	159114M	2021Q3	1	594,100.00	\$594,100	\$1.00	\$2.00
			1	594,100.00	\$594,100	\$1.00	\$2.00

WEIGHTED AVERAGE ITEM PRICE REPORT
BY REGION, ITEM, AND QUARTER

REGION	ITEM	CALENDAR QUARTER	NUMBER OF OCCUR'S	TOTAL QUANTITY	TOTAL DOLLARS	AVERAGE AWARDED PRICE	AVERAGE OF LOW 3 BIDDERS
S	TEMPORARY PAVEMENT MARKING TAPE, 4" / LF						
	159120M	2021Q4	1	2,000.00	\$7,000	\$3.50	\$3.00
		2022Q2	1	29,300.00	\$19,338	\$0.66	\$0.80
			2	31,300.00	\$26,338	\$0.84	\$0.94

	HMA PATCH / T						
	159138M	2021Q3	3	178.00	\$59,565	\$334.63	\$493.15
		2021Q4	2	76.00	\$50,800	\$668.42	\$528.47
		2022Q1	3	300.00	\$201	\$0.67	\$53.56
		2022Q2	3	31.00	\$24,190	\$780.32	\$1,060.11
			11	585.00	\$134,756	\$230.35	\$302.35

	TRAFFIC DIRECTOR, FLAGGER / HOUR						
	159141M	2021Q3	1	500.00	\$68,500	\$137.00	\$137.00
		2021Q4	3	2,050.00	\$110,800	\$54.05	\$58.12
		2022Q1	6	6,150.00	\$127,180	\$20.68	\$7.89
		2022Q2	3	3,800.00	\$492,003	\$129.47	\$123.16
			13	12,500.00	\$798,483	\$63.88	\$56.33

	EMERGENCY TOWING SERVICE / U						
	159144M	2021Q3	2	6.00	\$1,000	\$166.67	\$482.22
		2021Q4	1	2.00	\$200	\$100.00	\$100.00
		2022Q1	3	3.00	\$2	\$0.67	\$166.89
		2022Q2	1	4.00	\$400	\$100.00	\$100.00
			7	15.00	\$1,602	\$106.80	\$266.27

	CONSTRUCTION BARRIER CURB, MOVABLE SYSTE / LF						
	159175P	2021Q3	1	5,908.00	\$4,726,400	\$800.00	\$1,106.67
			1	5,908.00	\$4,726,400	\$800.00	\$1,106.67

WEIGHTED AVERAGE ITEM PRICE REPORT
BY REGION, ITEM, AND QUARTER

REGION	ITEM	CALENDAR QUARTER	NUMBER OF OCCUR'S	TOTAL QUANTITY	TOTAL DOLLARS	AVERAGE AWARDED PRICE	AVERAGE OF LOW 3 BIDDERS
S	SNOW REMOVAL / LS						
	159190M	2021Q3	1	1.00	\$100	\$100.00	\$101,033
			1	1.00	\$100	\$100.00	\$101,033

	TEMP CRASH CUSH, COMP BAR, TYPE 2, NARR / U						
	159200M	2022Q2	1	3.00	\$3,000	\$1,000.00	\$5,233.33
			1	3.00	\$3,000	\$1,000.00	\$5,233.33

	TEMP CRASH CUSH, COMP, TYPE 3, NARROW / U						
	159212M	2021Q3	1	5.00	\$2,500	\$500.00	\$11,068.33
			1	5.00	\$2,500	\$500.00	\$11,068.33

	TRAFFIC STRIPES, LATEX, 4" / LF						
	159300M	2021Q3	2	617,724.00	\$118,177	\$0.19	\$0.20
		2021Q4	1	528,550.00	\$169,136	\$0.32	\$0.32
		2022Q1	5	1,244,622.00	\$337,881	\$0.27	\$0.13
		2022Q2	3	830,107.00	\$269,762	\$0.32	\$0.86
			11	3,221,003.00	\$894,956	\$0.28	\$0.36

	TRAFFIC STRIPES, LATEX, 6" / LF						
	159301M	2021Q3	1	796,400.00	\$199,100	\$0.25	\$0.35
		2022Q1	2	75,000.00	\$750	\$0.01	\$0.01
			3	871,400.00	\$199,850	\$0.23	\$0.32

	TRAFFIC STRIPES, LATEX, 8" / LF						
	159302M	2021Q3	2	8,420.00	\$757	\$0.09	\$0.05
		2022Q1	5	56,492.00	\$3,784	\$0.07	\$0.08
			7	64,912.00	\$4,541	\$0.07	\$0.08

WEIGHTED AVERAGE ITEM PRICE REPORT
BY REGION, ITEM, AND QUARTER

REGION	ITEM	CALENDAR QUARTER	NUMBER OF OCCUR'S	TOTAL QUANTITY	TOTAL DOLLARS	AVERAGE AWARDED PRICE	AVERAGE OF LOW 3 BIDDERS
S	TRAFFIC MARKINGS LINES, LATEX, 4" / LF						
	159310M	2022Q1	2	1,000.00	\$10	\$0.01	\$0.01
			2	1,000.00	\$10	\$0.01	\$0.01
	TRAFFIC MARKINGS LINES, LATEX, 8" / LF						
	159312M	2021Q3	2	75,400.00	\$13,800	\$0.18	\$0.44
		2021Q4	1	21,560.00	\$10,349	\$0.48	\$0.48
		2022Q1	5	10,550.00	\$644	\$0.06	\$0.09
		2022Q2	1	22,500.00	\$7,650	\$0.34	\$0.34
			9	130,010.00	\$32,443	\$0.25	\$0.40
	TRAFFIC MARKINGS LINES, LATEX, 12" / LF						
	159313M	2022Q2	1	1,800.00	\$648	\$0.36	\$0.36
			1	1,800.00	\$648	\$0.36	\$0.36
	TRAFFIC MARKINGS LINES, LATEX, 24" / LF						
	159314M	2021Q3	2	7,290.00	\$5,680	\$0.78	\$0.39
		2021Q4	1	11,215.00	\$13,458	\$1.20	\$1.20
		2022Q1	5	18,232.00	\$3,782	\$0.21	\$0.30
		2022Q2	1	12,000.00	\$5,760	\$0.48	\$0.48
			9	48,737.00	\$28,680	\$0.59	\$0.57
	TRAFFIC MARKINGS SYMBOLS, LATEX / SF						
	159320M	2021Q3	1	2,900.00	\$3,480	\$1.20	\$1.20
		2021Q4	1	1,500.00	\$3,600	\$2.40	\$2.40
		2022Q1	5	11,620.00	\$3,287	\$0.28	\$0.45
		2022Q2	1	13,500.00	\$8,100	\$0.60	\$0.60
			8	29,520.00	\$18,467	\$0.63	\$0.69

WEIGHTED AVERAGE ITEM PRICE REPORT
BY REGION, ITEM, AND QUARTER

REGION	ITEM	CALENDAR QUARTER	NUMBER OF OCCUR'S	TOTAL QUANTITY	TOTAL DOLLARS	AVERAGE AWARDED PRICE	AVERAGE OF LOW 3 BIDDERS
S	FUEL PRICE ADJUSTMENT / DOLL						
	160004M	2021Q3	3	3.00	\$34,600	\$11,533.33	\$18,877.78
		2022Q1	4	101,900.00	\$101,900	\$1.00	\$1.00
		2022Q2	3	3.00	\$13,300	\$4,433.33	\$5,577.78
			10	101,906.00	\$149,800	\$1.47	\$1.72
	ASPHALT PRICE ADJUSTMENT / DOLL						
	160007M	2021Q3	3	3.00	\$86,500	\$28,833.33	\$45,311.11
		2022Q1	3	178,200.00	\$178,200	\$1.00	\$1.00
		2022Q2	3	3.00	\$35,600	\$11,866.67	\$11,388.89
			9	178,206.00	\$300,300	\$1.69	\$1.95
	FINAL CLEANUP / LS						
	161003P	2021Q3	4	4.00	\$25,102	\$6,275.50	\$21,836.28
		2021Q4	8	8.00	\$153,200	\$19,150.00	\$40,744.33
		2022Q1	1	1.00	\$5,000	\$5,000.00	\$745,000
		2022Q2	4	4.00	\$103,571	\$25,892.80	\$8,897.77
			17	17.00	\$286,873	\$16,874.89	\$70,228.87
	VIBRATION MONITORING / LS						
	162006P	2021Q3	2	2.00	\$65,000	\$32,500.00	\$85,833.33
		2022Q2	1	1.00	\$10,000	\$10,000.00	\$22,000.00
			3	3.00	\$75,000	\$25,000.00	\$64,555.56
	CLEARING SITE / LS						
	201003P	2021Q3	4	4.00	\$631,570	\$157,893	\$281,075
		2021Q4	2	2.00	\$87,000	\$43,500.00	\$37,833.33
		2022Q1	4	4.00	\$48,327	\$12,081.85	\$28,621.73
		2022Q2	4	4.00	\$280,000	\$70,000.00	\$90,000.00
			14	14.00	\$1,046,897	\$74,778.38	\$119,604

WEIGHTED AVERAGE ITEM PRICE REPORT
BY REGION, ITEM, AND QUARTER

REGION	ITEM	CALENDAR QUARTER	NUMBER OF OCCUR'S	TOTAL QUANTITY	TOTAL DOLLARS	AVERAGE AWARDED PRICE	AVERAGE OF LOW 3 BIDDERS
S	CLEARING SITE, BRIDGE () / LS						
	201006P	2021Q3	1	1.00	\$3,100,000	\$3,100,000	\$3,100,000
			1	1.00	\$3,100,000	\$3,100,000	\$3,100,000
	CLEARING SITE, STRUCTURE () / LS						
	201009P	2021Q3	9	9.00	\$767,500	\$85,277.78	\$85,277.78
			9	9.00	\$767,500	\$85,277.78	\$85,277.78
	RESET MONITORING WELL BOX / U						
	201020M	2022Q2	1	7.00	\$4,900	\$700.00	\$543.33
			1	7.00	\$4,900	\$700.00	\$543.33
	SEALING OF ABANDONED WELL / U						
	201030M	2021Q3	1	3.00	\$300	\$100.00	\$767.00
			1	3.00	\$300	\$100.00	\$767.00
	TEMPORARY SHIELDING / LS						
	201039P	2021Q3	1	1.00	\$50,000	\$50,000.00	\$308,667
			1	1.00	\$50,000	\$50,000.00	\$308,667
	STRIPPING / ACRE						
	202003P	2021Q3	1	3.00	\$60,000	\$20,000.00	\$14,666.67
		2022Q2	1	2.00	\$20,000	\$10,000.00	\$5,033.33
			2	5.00	\$80,000	\$16,000.00	\$10,813.33
	EXCAVATION, TEST PIT / CY						
	202006M	2021Q3	2	15.00	\$8,600	\$573.33	\$441.11

(item continued)

WEIGHTED AVERAGE ITEM PRICE REPORT
BY REGION, ITEM, AND QUARTER

REGION	ITEM	CALENDAR QUARTER	NUMBER OF OCCUR'S	TOTAL QUANTITY	TOTAL DOLLARS	AVERAGE AWARDED PRICE	AVERAGE OF LOW 3 BIDDERS
S	EXCAVATION, TEST PIT / CY						
	202006M	2022Q1	1	15.00	\$15	\$1.00	\$84.00
		2022Q2	1	8.00	\$6,000	\$750.00	\$770.00
			4	38.00	\$14,615	\$384.61	\$369.39
	EXCAVATION, UNCLASSIFIED / CY						
	202009P	2021Q3	3	12,224.00	\$500,958	\$40.98	\$43.67
		2022Q1	5	2,300.00	\$3,520	\$1.53	\$8.90
		2022Q2	4	10,027.00	\$300,810	\$30.00	\$21.15
			12	24,551.00	\$805,288	\$32.80	\$31.21
	REMOVAL OF PAVEMENT / SY						
	202021P	2021Q3	1	11,244.00	\$281,100	\$25.00	\$30.33
		2022Q2	2	8,982.00	\$344,640	\$38.37	\$21.13
			3	20,226.00	\$625,740	\$30.94	\$26.24
	DISPOSAL OF REGULATED MATERIAL / T						
	202024M	2021Q4	5	1,280.00	\$23,451	\$18.32	\$45.26
			5	1,280.00	\$23,451	\$18.32	\$45.26
	ACID PRODUCING SOIL REMEDIATION / SY						
	202036P	2021Q3	1	10,000.00	\$100	\$0.01	\$2.24
		2022Q2	1	25.00	\$125	\$5.00	\$10.33
			2	10,025.00	\$225	\$0.02	\$2.26
	DISPOSAL OF ACID PRODUCING SOIL / T						
	202039M	2021Q3	1	8,005.00	\$64,040	\$8.00	\$37.00

(item continued)

WEIGHTED AVERAGE ITEM PRICE REPORT
 BY REGION, ITEM, AND QUARTER

REGION	ITEM	CALENDAR QUARTER	NUMBER OF OCCUR'S	TOTAL QUANTITY	TOTAL DOLLARS	AVERAGE AWARDED PRICE	AVERAGE OF LOW 3 BIDDERS
S	DISPOSAL OF ACID PRODUCING SOIL / T						
	202039M	2022Q2	1	15.00	\$750	\$50.00	\$56.67
			2	8,020.00	\$64,790	\$8.08	\$37.04
	DREDGE, TRANS AND PLACE TO CDF / CY						
	202041M	2022Q1	1	850,000.00	\$4,165,000	\$4.90	\$6.50
			1	850,000.00	\$4,165,000	\$4.90	\$6.50
	I-8 SOIL AGGREGATE / CY						
	203007P	2022Q2	1	453.00	\$45,300	\$100.00	\$63.33
			1	453.00	\$45,300	\$100.00	\$63.33
	I-9 SOIL AGGREGATE / CY						
	203009P	2021Q3	1	2,200.00	\$154,000	\$70.00	\$65.00
		2022Q2	3	428.00	\$25,680	\$60.00	\$129.09
			4	2,628.00	\$179,680	\$68.37	\$75.44
	I-14 SOIL AGGREGATE / CY						
	203021P	2021Q3	1	4,513.00	\$45,130	\$10.00	\$32.00
			1	4,513.00	\$45,130	\$10.00	\$32.00
	GEOTEXTILE / SY						
	203040M	2022Q1	2	1,000.00	\$10	\$0.01	\$0.01
			2	1,000.00	\$10	\$0.01	\$0.01
	GEOGRID REINFORCEMENT / SY						
	203043P	2021Q3	1	2,208.00	\$13,248	\$6.00	\$8.03
			1	2,208.00	\$13,248	\$6.00	\$8.03

WEIGHTED AVERAGE ITEM PRICE REPORT
BY REGION, ITEM, AND QUARTER

REGION	ITEM	CALENDAR QUARTER	NUMBER OF OCCUR'S	TOTAL QUANTITY	TOTAL DOLLARS	AVERAGE AWARDED PRICE	AVERAGE OF LOW 3 BIDDERS
S	CONTROLLED LOW STRENGTH MATERIAL / CY						
	203050M	2021Q3	1	29.00	\$34,800	\$1,200.00	\$647.00
		2022Q2	1	3.00	\$3,931	\$1,310.40	\$1,026.80
			2	32.00	\$38,731	\$1,210.35	\$682.61
	SOIL AGGREGATE BASE COURSE, 8" THICK / SY						
	302018P	2022Q2	1	8,733.00	\$122,262	\$14.00	\$14.33
			1	8,733.00	\$122,262	\$14.00	\$14.33
	DENSE-GRADED AGGREGATE BASE COURSE, 4" T / SY						
	302033P	2021Q3	1	6,563.00	\$45,941	\$7.00	\$11.50
			1	6,563.00	\$45,941	\$7.00	\$11.50
	DENSE-GRADED AGGREGATE BASE COURSE, 6" T / SY						
	302036P	2022Q2	2	1,520.00	\$23,499	\$15.46	\$26.79
			2	1,520.00	\$23,499	\$15.46	\$26.79
	DENSE-GRADED AGGREGATE BASE COURSE, 7" T / SY						
	302039P	2021Q3	1	2,586.00	\$41,376	\$16.00	\$18.53
			1	2,586.00	\$41,376	\$16.00	\$18.53
	DENSE-GRADED AGGREGATE BASE COURSE, 8" T / SY						
	302042P	2022Q2	1	8,573.00	\$141,455	\$16.50	\$18.83
			1	8,573.00	\$141,455	\$16.50	\$18.83
	DENSE-GRADED AGGREGATE BASE COURSE, 12" / SY						
	302048P	2021Q3	1	7,720.00	\$177,560	\$23.00	\$29.20
			1	7,720.00	\$177,560	\$23.00	\$29.20

WEIGHTED AVERAGE ITEM PRICE REPORT
BY REGION, ITEM, AND QUARTER

REGION	ITEM	CALENDAR QUARTER	NUMBER OF OCCUR'S	TOTAL QUANTITY	TOTAL DOLLARS	AVERAGE AWARDED PRICE	AVERAGE OF LOW 3 BIDDERS
S	DENSE-GRADED AGGREGATE BASE COURSE, VARI / CY						
	302051P	2022Q1	5	1,010.00	\$3,557	\$3.52	\$29.63
		2022Q2	2	15.00	\$10,000	\$666.67	\$666.67
			7	1,025.00	\$13,557	\$13.23	\$38.95

	COARSE AGGREGATE, SIZE NO. 57 / CY						
	302060P	2022Q1	2	250.00	\$3	\$0.01	\$0.01
		2022Q2	3	97.00	\$4,850	\$50.00	\$35.00
			5	347.00	\$4,853	\$13.98	\$9.79

	SEPARATION AND FILTRATION GEOTEXTILE / SY						
	303005P	2021Q3	1	1,304.00	\$13	\$0.01	\$3.32
			1	1,304.00	\$13	\$0.01	\$3.32

	CONCRETE BASE COURSE, 9" THICK / SY						
	304006P	2022Q2	1	723.00	\$72,300	\$100.00	\$119.00
			1	723.00	\$72,300	\$100.00	\$119.00

	HMA MILLING, 3" OR LESS / SY						
	401009P	2021Q3	2	20,411.00	\$160,057	\$7.84	\$7.98
		2022Q1	5	1,038,516.00	\$2,041,846	\$1.97	\$2.97
		2022Q2	3	25,737.00	\$211,852	\$8.23	\$9.37
			10	1,084,664.00	\$2,413,756	\$2.23	\$3.21

	HMA MILLING, MORE THAN 3" TO 6" / SY						
	401012P	2021Q3	1	780.00	\$7,800	\$10.00	\$8.28
		2022Q1	2	37,000.00	\$370	\$0.01	\$0.01
			3	37,780.00	\$8,170	\$0.22	\$0.18

WEIGHTED AVERAGE ITEM PRICE REPORT
BY REGION, ITEM, AND QUARTER

REGION	ITEM	CALENDAR QUARTER	NUMBER OF OCCUR'S	TOTAL QUANTITY	TOTAL DOLLARS	AVERAGE AWARDED PRICE	AVERAGE OF LOW 3 BIDDERS
S	CONCRETE MILLING / SY						
	401015P	2022Q1	5	4,300.00	\$1,777	\$0.41	\$7.03
			5	4,300.00	\$1,777	\$0.41	\$7.03
	MICRO-MILLING / SY						
	401017P	2021Q3	2	76,924.00	\$717,585	\$9.33	\$17.16
			2	76,924.00	\$717,585	\$9.33	\$17.16
	HOT MIX ASPHALT PAVEMENT REPAIR / SY						
	401021M	2021Q3	3	2,500.00	\$129,200	\$51.68	\$63.74
		2021Q4	1	100.00	\$25,000	\$250.00	\$250.00
		2022Q1	5	3,364.00	\$26,507	\$7.88	\$21.93
		2022Q2	3	600.00	\$65,600	\$109.33	\$69.78
			12	6,564.00	\$246,307	\$37.52	\$45.70
	SEALING OF CRACKS IN HOT MIX ASPHALT SUR / LF						
	401024M	2021Q3	3	7,000.00	\$29,250	\$4.18	\$3.22
		2021Q4	1	2,000.00	\$4,200	\$2.10	\$2.10
		2022Q1	2	4,500.00	\$9,000	\$2.00	\$1.01
		2022Q2	3	4,000.00	\$26,500	\$6.63	\$5.21
			9	17,500.00	\$68,950	\$3.94	\$2.98
	POLYMERIZED JOINT ADHESIVE / LF						
	401027M	2021Q3	2	8,592.00	\$50,928	\$5.93	\$5.28
		2022Q1	5	1,024,696.00	\$58,350	\$0.06	\$0.17
		2022Q2	2	4,965.00	\$13,755	\$2.77	\$2.59
			9	1,038,253.00	\$123,033	\$0.12	\$0.23

WEIGHTED AVERAGE ITEM PRICE REPORT
BY REGION, ITEM, AND QUARTER

REGION	ITEM	CALENDAR QUARTER	NUMBER OF OCCUR'S	TOTAL QUANTITY	TOTAL DOLLARS	AVERAGE AWARDED PRICE	AVERAGE OF LOW 3 BIDDERS
S	TACK COAT / GAL						
	401030M	2021Q3	3	96,687.00	\$217,193	\$2.25	\$1.60
		2021Q4	1	35,100.00	\$110,565	\$3.15	\$3.15
		2022Q1	5	170,230.00	\$1,702	\$0.01	\$0.01
		2022Q2	4	137,589.00	\$434,192	\$3.16	\$5.45
			13	439,606.00	\$763,652	\$1.74	\$2.31
	PRIME COAT / GAL						
	401036M	2021Q3	1	2,268.00	\$23	\$0.01	\$0.01
		2022Q2	2	2,220.00	\$1,656	\$0.75	\$0.26
			3	4,488.00	\$1,679	\$0.37	\$0.13
	HOT MIX ASPHALT 9.5 M 64 SURFACE COURSE / T						
	401042M	2022Q1	4	43,938.00	\$4,518,977	\$102.85	\$102.89
			4	43,938.00	\$4,518,977	\$102.85	\$102.89
	HOT MIX ASPHALT 9.5 ME SURFACE COURSE / T						
	401049M	2022Q1	3	20,822.00	\$2,129,870	\$102.29	\$95.58
			3	20,822.00	\$2,129,870	\$102.29	\$95.58
	HOT MIX ASPHALT 12.5 M 64 SURFACE COURSE / T						
	401054M	2021Q3	1	36.00	\$6,840	\$190.00	\$285.00
		2022Q1	2	8,000.00	\$1,416,000	\$177.00	\$163.50
		2022Q2	2	3,417.00	\$407,115	\$119.14	\$120.98
			5	11,453.00	\$1,829,955	\$159.78	\$151.20
	HMA 12.5 M E SURFACE COURSE / T						
	401061M	2022Q1	2	8,000.00	\$1,376,000	\$172.00	\$163.50

(item continued)

WEIGHTED AVERAGE ITEM PRICE REPORT
 BY REGION, ITEM, AND QUARTER

REGION	ITEM	CALENDAR QUARTER	NUMBER OF OCCUR'S	TOTAL QUANTITY	TOTAL DOLLARS	AVERAGE AWARDED PRICE	AVERAGE OF LOW 3 BIDDERS
S	HMA 12.5 M E SURFACE COURSE / T						
	401061M	2022Q2	1	832.00	\$194,189	\$233.40	\$233.40
			3	8,832.00	\$1,570,189	\$177.78	\$170.08

	HOT MIX ASPHALT 12.5 M 64 INTERMEDIATE C / T						
	401072M	2022Q1	2	2,000.00	\$200,000	\$100.00	\$107.50
			2	2,000.00	\$200,000	\$100.00	\$107.50

	HMA 12.5 M E INTERMEDIATE COURSE / T						
	401079M	2021Q3	2	5,366.00	\$546,095	\$101.77	\$103.26
			2	5,366.00	\$546,095	\$101.77	\$103.26

	HOT MIX ASPHALT 19 M 64 INTERMEDIATE COU / T						
	401084M	2022Q2	1	2,976.00	\$312,480	\$105.00	\$125.00
			1	2,976.00	\$312,480	\$105.00	\$125.00

	HMA 19 M E INTERMEDIATE COURSE / T						
	401091M	2021Q3	1	1,294.00	\$278,210	\$215.00	\$160.33
			1	1,294.00	\$278,210	\$215.00	\$160.33

	HOT MIX ASPHALT 19 M 64 BASE COURSE / T						
	401096M	2022Q2	1	120.00	\$30,000	\$250.00	\$196.67
			1	120.00	\$30,000	\$250.00	\$196.67

	HOT MIX ASPHALT 25 M 64 BASE COURSE / T						
	401099M	2021Q3	1	13,768.00	\$1,376,800	\$100.00	\$95.33

(item continued)

WEIGHTED AVERAGE ITEM PRICE REPORT
BY REGION, ITEM, AND QUARTER

REGION	ITEM	CALENDAR QUARTER	NUMBER OF OCCUR'S	TOTAL QUANTITY	TOTAL DOLLARS	AVERAGE AWARDED PRICE	AVERAGE OF LOW 3 BIDDERS
S	HOT MIX ASPHALT 25 M 64 BASE COURSE / T						
	401099M	2022Q1	2	1,000.00	\$75,000	\$75.00	\$90.00
		2022Q2	1	2,787.00	\$292,635	\$105.00	\$125.00
			4	17,555.00	\$1,744,435	\$99.37	\$99.74

	CORE SAMPLES, HOT MIX ASPHALT / U						
	401108M	2021Q3	1	145.00	\$29,000	\$200.00	\$152.67
		2022Q1	5	835.00	\$8,456	\$10.13	\$60.65
		2022Q2	2	25.00	\$3,750	\$150.00	\$283.33
			8	1,005.00	\$41,206	\$41.00	\$79.47

	ULTRA-THIN FRICTION COURSE / T						
	403003M	2021Q3	1	5,450.00	\$1,008,250	\$185.00	\$202.50
			1	5,450.00	\$1,008,250	\$185.00	\$202.50

	POLYMER MODIFIED TACK COAT / GAL						
	403005M	2021Q3	1	26,815.00	\$79,104	\$2.95	\$1.48
			1	26,815.00	\$79,104	\$2.95	\$1.48

	STONE MATRIX ASPHALT 12.5 MM SURFACE COU / T						
	404006M	2021Q3	1	4,475.00	\$716,000	\$160.00	\$150.33
		2022Q1	3	38,328.00	\$4,414,202	\$115.17	\$117.77
			4	42,803.00	\$5,130,202	\$119.86	\$121.18

	UNDERLAYER PREPARATION / SY						
	405003P	2021Q3	1	500.00	\$1,000	\$2.00	\$9.33
			1	500.00	\$1,000	\$2.00	\$9.33

WEIGHTED AVERAGE ITEM PRICE REPORT
BY REGION, ITEM, AND QUARTER

REGION	ITEM	CALENDAR QUARTER	NUMBER OF OCCUR'S	TOTAL QUANTITY	TOTAL DOLLARS	AVERAGE AWARDED PRICE	AVERAGE OF LOW 3 BIDDERS
S	BINDER RICH INTERMEDIATE COURSE, 4.75MM / T						
	407010M	2021Q3	1	150.00	\$30,000	\$200.00	\$201.67
			1	150.00	\$30,000	\$200.00	\$201.67

	MICROPAVING JOINTS / LF						
	421007M	2021Q3	1	20,600.00	\$82,400	\$4.00	\$4.50
		2021Q4	1	3,000.00	\$11,700	\$3.90	\$3.90
		2022Q2	2	104,708.00	\$429,303	\$4.10	\$4.10
			4	128,308.00	\$523,403	\$4.08	\$4.16

	SLURRY SEAL AGGREGATE, TYPE II / T						
	421010M	2021Q3	2	5,995.00	\$690,599	\$115.20	\$122.60
		2021Q4	1	1,908.00	\$218,714	\$114.63	\$114.63
		2022Q2	2	5,145.00	\$614,760	\$119.49	\$119.49
			5	13,048.00	\$1,524,072	\$116.81	\$120.21

	SLURRY SEAL EMULSION / GAL						
	421011M	2021Q3	2	172,494.00	\$1,840,425	\$10.67	\$11.33
		2021Q4	1	56,384.00	\$590,340	\$10.47	\$10.47
		2022Q2	2	152,808.00	\$1,679,956	\$10.99	\$10.99
			5	381,686.00	\$4,110,721	\$10.77	\$11.07

	FOG SEAL STRIP / LF						
	422004M	2022Q1	4	72,382.00	\$29,549	\$0.41	\$0.70
		2022Q2	1	32,358.00	\$30,740	\$0.95	\$0.95
			5	104,740.00	\$60,289	\$0.58	\$0.78

	FULL DEPTH CONCRETE PAVEMENT REPAIR, HMA / SY						
	453006M	2021Q3	2	450.00	\$112,500	\$250.00	\$314.67

(item continued)

WEIGHTED AVERAGE ITEM PRICE REPORT
 BY REGION, ITEM, AND QUARTER

REGION	ITEM	CALENDAR QUARTER	NUMBER OF OCCUR'S	TOTAL QUANTITY	TOTAL DOLLARS	AVERAGE AWARDED PRICE	AVERAGE OF LOW 3 BIDDERS
S	FULL DEPTH CONCRETE PAVEMENT REPAIR, HMA / SY						
	453006M	2022Q1	5	1,194.00	\$21,877	\$18.32	\$78.57
		2022Q2	3	550.00	\$86,650	\$157.55	\$94.18
			10	2,194.00	\$221,027	\$100.74	\$130.91

	CLEANING AND SEALING JOINTS AND CRACKS I / LF						
	456006M	2021Q3	1	200.00	\$4,000	\$20.00	\$32.45
			1	200.00	\$4,000	\$20.00	\$32.45

	TEMPORARY SHEETING / SF						
	501003P	2021Q3	3	20,008.00	\$4,685	\$0.23	\$11.12
		2022Q2	4	6,321.00	\$2,598	\$0.41	\$12.40
			7	26,329.00	\$7,282	\$0.28	\$11.43

	PERMANENT SHEETING / SF						
	501006P	2021Q3	2	20,600.00	\$824,000	\$40.00	\$48.13
		2022Q2	1	2,933.00	\$23,464	\$8.00	\$47.00
			3	23,533.00	\$847,464	\$36.01	\$47.99

	FURNISHING DRILLED SHAFT EQUIPMENT / LS						
	503003P	2021Q3	1	1.00	\$650,000	\$650,000	\$252,333
			1	1.00	\$650,000	\$650,000	\$252,333

	CROSSHOLE SONIC LOGGING / U						
	503012M	2021Q3	1	8.00	\$4,000	\$500.00	\$2,300.00
			1	8.00	\$4,000	\$500.00	\$2,300.00

WEIGHTED AVERAGE ITEM PRICE REPORT
BY REGION, ITEM, AND QUARTER

REGION	ITEM	CALENDAR QUARTER	NUMBER OF OCCUR'S	TOTAL QUANTITY	TOTAL DOLLARS	AVERAGE AWARDED PRICE	AVERAGE OF LOW 3 BIDDERS
S	DRILLED SHAFT IN SOIL 54" DIAMETER / LF						
	503024M	2021Q3	1	200.00	\$280,000	\$1,400.00	\$1,525.00
			1	200.00	\$280,000	\$1,400.00	\$1,525.00
	OBSTRUCTION REMOVAL / LF						
	503048M	2021Q3	6	44.00	\$4,400	\$100.00	\$399.70
			6	44.00	\$4,400	\$100.00	\$399.70
	REINFORCEMENT STEEL, EPOXY-COATED / LB						
	504006P	2021Q3	2	68,940.00	\$127,539	\$1.85	\$3.96
			2	68,940.00	\$127,539	\$1.85	\$3.96
	CONCRETE PIER COLUMN AND CAP, HPC / CY						
	504026P	2021Q3	1	120.00	\$96,000	\$800.00	\$896.67
			1	120.00	\$96,000	\$800.00	\$896.67
	CONCRETE PIER COLUMN AND CAP / CY						
	504027P	2021Q3	1	180.00	\$1,260,000	\$7,000.00	\$6,049.67
			1	180.00	\$1,260,000	\$7,000.00	\$6,049.67
	EPOXY WATERPROOFING / SY						
	504036P	2021Q3	2	834.00	\$69,100	\$82.85	\$59.11
		2021Q4	2	16,808.00	\$864,240	\$51.42	\$58.25
			4	17,642.00	\$933,340	\$52.90	\$58.29
	PRECAST CONCRETE ABUTMENT WALL / CY						
	505056P	2021Q3	1	210.00	\$840,000	\$4,000.00	\$2,833.33
			1	210.00	\$840,000	\$4,000.00	\$2,833.33

WEIGHTED AVERAGE ITEM PRICE REPORT
 BY REGION, ITEM, AND QUARTER

REGION	ITEM	CALENDAR QUARTER	NUMBER OF OCCUR'S	TOTAL QUANTITY	TOTAL DOLLARS	AVERAGE AWARDED PRICE	AVERAGE OF LOW 3 BIDDERS
S	PREFABRICATED SUPERSTRUCTURE UNITS, HPC / SF						
	505066P	2021Q3	1	49,000.00	\$10,535,000	\$215.00	\$230.00
			1	49,000.00	\$10,535,000	\$215.00	\$230.00
	PRECAST CONCRETE SLEEPER SLAB / CY						
	505067P	2021Q3	1	220.00	\$220,000	\$1,000.00	\$1,333.33
			1	220.00	\$220,000	\$1,000.00	\$1,333.33
	PRECAST CONCRETE PIER CAP / CY						
	505085P	2021Q3	1	210.00	\$315,000	\$1,500.00	\$2,513.33
			1	210.00	\$315,000	\$1,500.00	\$2,513.33
	PRECAST CONCRETE MOMENT SLAB / SY						
	505098P	2021Q3	1	120.00	\$480,000	\$4,000.00	\$2,600.00
			1	120.00	\$480,000	\$4,000.00	\$2,600.00
	PRECAST CONCRETE MEDIAN BARRIER, 2' 8" / LF						
	505110P	2021Q3	1	690.00	\$127,650	\$185.00	\$378.33
			1	690.00	\$127,650	\$185.00	\$378.33
	REINFORCED ELASTOMERIC BEARING ASSEMBLY / U						
	506006P	2021Q3	1	248.00	\$1,240,000	\$5,000.00	\$4,000.00
			1	248.00	\$1,240,000	\$5,000.00	\$4,000.00
	LUBRICATE BEARING / U						
	506013P	2021Q4	2	3,284.00	\$194,520	\$59.23	\$120.24
			2	3,284.00	\$194,520	\$59.23	\$120.24

WEIGHTED AVERAGE ITEM PRICE REPORT
 BY REGION, ITEM, AND QUARTER

REGION	ITEM	CALENDAR QUARTER	NUMBER OF OCCUR'S	TOTAL QUANTITY	TOTAL DOLLARS	AVERAGE AWARDED PRICE	AVERAGE OF LOW 3 BIDDERS
S	STRIP SEAL EXPANSION JOINT ASSEMBLY / LF						
	507015P	2021Q3	1	420.00	\$168,000	\$400.00	\$440.00
			1	420.00	\$168,000	\$400.00	\$440.00
	CONCRETE BRIDGE DECK, HPC / CY						
	507024P	2021Q3	1	80.00	\$64,000	\$800.00	\$1,333.33
			1	80.00	\$64,000	\$800.00	\$1,333.33
	CONCRETE BRIDGE PARAPET, HPC / LF						
	507039P	2021Q3	1	690.00	\$345,000	\$500.00	\$536.67
			1	690.00	\$345,000	\$500.00	\$536.67
	CONCRETE BRIDGE APPROACH / CY						
	507051P	2021Q3	1	500.00	\$500,000	\$1,000.00	\$1,103.33
			1	500.00	\$500,000	\$1,000.00	\$1,103.33
	STEEL 1 BAR BRIDGE RAILING / LF						
	507082P	2021Q3	1	630.00	\$100,800	\$160.00	\$200.00
			1	630.00	\$100,800	\$160.00	\$200.00
	CONCRETE BRIDGE DECK, UHPC / CY						
	507123P	2021Q3	1	175.00	\$1,750,000	\$10,000.00	\$12,233.33
			1	175.00	\$1,750,000	\$10,000.00	\$12,233.33
	CLEAN EXISTING SCUPPERS AND PIPES / U						
	508005M	2021Q4	1	600.00	\$34,800	\$58.00	\$352.67
			1	600.00	\$34,800	\$58.00	\$352.67

WEIGHTED AVERAGE ITEM PRICE REPORT
 BY REGION, ITEM, AND QUARTER

REGION	ITEM	CALENDAR QUARTER	NUMBER OF OCCUR'S	TOTAL QUANTITY	TOTAL DOLLARS	AVERAGE AWARDED PRICE	AVERAGE OF LOW 3 BIDDERS
S	BRIDGE COMB RAILING (1 RAIL, STEEL) / LF						
	509150P	2021Q4	1	50.00	\$16,250	\$325.00	\$308.33
			1	50.00	\$16,250	\$325.00	\$308.33
	TIMBER WALE / CF						
	510009P	2021Q4	1	350.00	\$70,000	\$200.00	\$308.33
			1	350.00	\$70,000	\$200.00	\$308.33
	TIDE CLEARANCE GAUGE / U						
	511019M	2021Q4	1	28.00	\$65,800	\$2,350.00	\$4,183.33
			1	28.00	\$65,800	\$2,350.00	\$4,183.33
	OVERHEAD SIGN SUPPORT, STRUCTURE NO. ____ / U						
	512012M	2021Q3	2	2.00	\$2,200,000	\$1,100,000	\$928,333
			2	2.00	\$2,200,000	\$1,100,000	\$928,333
	RETAINING WALL, LOCATION NO. ____ / SF						
	513003P	2021Q3	2	9,780.00	\$3,212,800	\$328.51	\$296.69
			2	9,780.00	\$3,212,800	\$328.51	\$296.69
	LANDSCAPE RETAINING WALL / SF						
	513015P	2022Q2	3	1,396.00	\$244,300	\$175.00	\$138.29
			3	1,396.00	\$244,300	\$175.00	\$138.29
	CONCRETE DECK REPAIR, TYPE A / SF						
	551003M	2021Q4	1	1,000.00	\$44,000	\$44.00	\$66.33
			1	1,000.00	\$44,000	\$44.00	\$66.33

WEIGHTED AVERAGE ITEM PRICE REPORT
BY REGION, ITEM, AND QUARTER

REGION	ITEM	CALENDAR QUARTER	NUMBER OF OCCUR'S	TOTAL QUANTITY	TOTAL DOLLARS	AVERAGE AWARDED PRICE	AVERAGE OF LOW 3 BIDDERS
S	CONCRETE DECK REPAIR, TYPE B / SF						
	551006M	2021Q3	1	1,470.00	\$169,050	\$115.00	\$161.67
		2021Q4	1	10,000.00	\$900,000	\$90.00	\$101.67
			2	11,470.00	\$1,069,050	\$93.20	\$109.36
	CONCRETE DECK REPAIR, TYPE C / SF						
	551009M	2021Q3	1	490.00	\$134,750	\$275.00	\$330.00
		2021Q4	1	100.00	\$16,500	\$165.00	\$255.00
			2	590.00	\$151,250	\$256.36	\$317.29
	POLYESTER POLYMER CONCRETE OVERLAY / SF						
	551023M	2021Q3	1	61,000.00	\$1,220,000	\$20.00	\$20.00
			1	61,000.00	\$1,220,000	\$20.00	\$20.00
	PRESSURE INJECTION, CONCRETE CRACKS / LF						
	552003M	2021Q3	1	100.00	\$10,000	\$100.00	\$123.33
		2021Q4	1	2,000.00	\$80,000	\$40.00	\$68.33
			2	2,100.00	\$90,000	\$42.86	\$70.95
	NEAR-WHITE BLAST CLEANING AND PAINTING / LS						
	554009P	2021Q4	4	4.00	\$14,920,500	\$3,730,125	\$3,877,792
			4	4.00	\$14,920,500	\$3,730,125	\$3,877,792
	SUBSTRUCTURE CONCRETE REPAIR / SF						
	555003M	2021Q3	1	200.00	\$100,000	\$500.00	\$403.00
		2021Q4	2	5,400.00	\$570,000	\$105.56	\$231.30
			3	5,600.00	\$670,000	\$119.64	\$237.43

WEIGHTED AVERAGE ITEM PRICE REPORT
 BY REGION, ITEM, AND QUARTER

REGION	ITEM	CALENDAR QUARTER	NUMBER OF OCCUR'S	TOTAL QUANTITY	TOTAL DOLLARS	AVERAGE AWARDED PRICE	AVERAGE OF LOW 3 BIDDERS
S	18" CORRUGATED ALUMINUM ALLOY PIPE / LF						
	601016P	2021Q3	1	185.00	\$60,125	\$325.00	\$361.67
			1	185.00	\$60,125	\$325.00	\$361.67
	24" CORRUGATED ALUMINUM ALLOY PIPE / LF						
	601020P	2021Q3	1	40.00	\$15,000	\$375.00	\$765.00
			1	40.00	\$15,000	\$375.00	\$765.00
	8" CORRUGATED STEEL PIPE / LF						
	601047P	2021Q3	1	120.00	\$6,600	\$55.00	\$59.00
			1	120.00	\$6,600	\$55.00	\$59.00
	12" REINFORCED CONCRETE PIPE / LF						
	601120P	2021Q3	1	4.00	\$720	\$180.00	\$140.00
			1	4.00	\$720	\$180.00	\$140.00
	15" REINFORCED CONCRETE PIPE / LF						
	601122P	2021Q3	1	94.00	\$9,400	\$100.00	\$110.33
		2022Q2	1	2,443.00	\$207,655	\$85.00	\$101.67
			2	2,537.00	\$217,055	\$85.56	\$101.99
	18" REINFORCED CONCRETE PIPE / LF						
	601124P	2021Q3	1	4,782.00	\$812,940	\$170.00	\$140.00
		2022Q2	1	1,463.00	\$125,818	\$86.00	\$108.67
			2	6,245.00	\$938,758	\$150.32	\$132.66

WEIGHTED AVERAGE ITEM PRICE REPORT
 BY REGION, ITEM, AND QUARTER

REGION	ITEM	CALENDAR QUARTER	NUMBER OF OCCUR'S	TOTAL QUANTITY	TOTAL DOLLARS	AVERAGE AWARDED PRICE	AVERAGE OF LOW 3 BIDDERS
S	24" REINFORCED CONCRETE PIPE / LF						
	601128P	2021Q3	1	287.00	\$74,620	\$260.00	\$189.00
		2022Q2	1	831.00	\$91,410	\$110.00	\$123.33
			2	1,118.00	\$166,030	\$148.51	\$140.19
	30" REINFORCED CONCRETE PIPE / LF						
	601132P	2022Q2	1	172.00	\$25,800	\$150.00	\$153.33
			1	172.00	\$25,800	\$150.00	\$153.33
	18" REINFORCED CONCRETE PIPE, CLASS IV / LF						
	601160P	2022Q2	1	96.00	\$9,120	\$95.00	\$123.00
			1	96.00	\$9,120	\$95.00	\$123.00
	24" REINFORCED CONCRETE PIPE, CLASS IV / LF						
	601164P	2022Q2	1	74.00	\$10,028	\$135.51	\$140.17
			1	74.00	\$10,028	\$135.51	\$140.17
	18" REINFORCED CONCRETE PIPE, CLASS V / LF						
	601196P	2021Q3	1	16.00	\$1,680	\$105.00	\$147.67
			1	16.00	\$1,680	\$105.00	\$147.67
	18" REINFORCED CONCRETE END SECTION / U						
	601372M	2021Q3	1	1.00	\$1,900	\$1,900.00	\$1,686.67
		2022Q2	1	1.00	\$1,800	\$1,800.00	\$2,276.00
			2	2.00	\$3,700	\$1,850.00	\$1,981.33

WEIGHTED AVERAGE ITEM PRICE REPORT
 BY REGION, ITEM, AND QUARTER

REGION	ITEM	CALENDAR QUARTER	NUMBER OF OCCUR'S	TOTAL QUANTITY	TOTAL DOLLARS	AVERAGE AWARDED PRICE	AVERAGE OF LOW 3 BIDDERS
S	24" REINFORCED CONCRETE END SECTION / U						
	601376M	2022Q2	1	2.00	\$4,000	\$2,000.00	\$3,003.33
			1	2.00	\$4,000	\$2,000.00	\$3,003.33
	6" CORRUGATED STEEL UNDERDRAIN PIPE / LF						
	601408P	2021Q3	1	8.00	\$1,040	\$130.00	\$154.33
			1	8.00	\$1,040	\$130.00	\$154.33
	8" CORRUGATED STEEL UNDERDRAIN PIPE / LF						
	601410P	2021Q3	1	830.00	\$45,650	\$55.00	\$60.33
			1	830.00	\$45,650	\$55.00	\$60.33
	CLEANING EXISTING PIPE, 12" TO 24" DIAME / LF						
	601670M	2021Q3	1	523.00	\$4,446	\$8.50	\$15.93
		2022Q1	3	1,500.00	\$13,875	\$9.25	\$8.08
		2022Q2	1	400.00	\$5,000	\$12.50	\$11.50
			5	2,423.00	\$23,321	\$9.62	\$10.34
	PIPE BEDDING / CY						
	601760P	2021Q3	1	123.00	\$3,075	\$25.00	\$85.00
			1	123.00	\$3,075	\$25.00	\$85.00
	CONCRETE HEADWALL / CY						
	602006P	2021Q3	1	6.00	\$18,000	\$3,000.00	\$2,253.33
		2022Q2	1	4.00	\$6,000	\$1,500.00	\$1,318.33
			2	10.00	\$24,000	\$2,400.00	\$1,879.33

WEIGHTED AVERAGE ITEM PRICE REPORT
 BY REGION, ITEM, AND QUARTER

REGION	ITEM	CALENDAR QUARTER	NUMBER OF OCCUR'S	TOTAL QUANTITY	TOTAL DOLLARS	AVERAGE AWARDED PRICE	AVERAGE OF LOW 3 BIDDERS
S	INLET, TYPE A / U						
	602009M	2021Q3	1	3.00	\$15,600	\$5,200.00	\$5,400.00
			1	3.00	\$15,600	\$5,200.00	\$5,400.00
	INLET, TYPE B / U						
	602012M	2022Q2	1	40.00	\$200,000	\$5,000.00	\$6,066.67
			1	40.00	\$200,000	\$5,000.00	\$6,066.67
	INLET, TYPE DOUBLE B / U						
	602013M	2022Q2	1	13.00	\$102,700	\$7,900.00	\$9,353.33
			1	13.00	\$102,700	\$7,900.00	\$9,353.33
	INLET, TYPE E / U						
	602018M	2021Q3	1	38.00	\$224,200	\$5,900.00	\$6,500.00
		2022Q2	1	22.00	\$110,000	\$5,000.00	\$6,066.67
			2	60.00	\$334,200	\$5,570.00	\$6,341.11
	INLET, TYPE DOUBLE E / U						
	602019M	2021Q3	1	2.00	\$17,600	\$8,800.00	\$8,800.00
		2022Q2	1	7.00	\$49,000	\$7,000.00	\$8,816.67
			2	9.00	\$66,600	\$7,400.00	\$8,812.96
	INLET, TYPE B-2 / U						
	602027M	2022Q2	1	1.00	\$5,500	\$5,500.00	\$9,139.33
			1	1.00	\$5,500	\$5,500.00	\$9,139.33

WEIGHTED AVERAGE ITEM PRICE REPORT
BY REGION, ITEM, AND QUARTER

REGION	ITEM	CALENDAR QUARTER	NUMBER OF OCCUR'S	TOTAL QUANTITY	TOTAL DOLLARS	AVERAGE AWARDED PRICE	AVERAGE OF LOW 3 BIDDERS
S	STORM DRAIN MARKER / U						
	602031M	2022Q1	3	24.00	\$740	\$30.81	\$68.60
			3	24.00	\$740	\$30.81	\$68.60
	INLET, TYPE B MODIFIED / U						
	602045M	2021Q3	1	4.00	\$28,000	\$7,000.00	\$6,766.67
			1	4.00	\$28,000	\$7,000.00	\$6,766.67
	MANHOLE, 4' DIAMETER / U						
	602054M	2021Q3	1	3.00	\$17,100	\$5,700.00	\$6,233.33
		2022Q2	1	5.00	\$27,500	\$5,500.00	\$6,656.67
			2	8.00	\$44,600	\$5,575.00	\$6,497.92
	RESET EXISTING CASTING / U						
	602099M	2021Q3	2	45.00	\$52,000	\$1,155.56	\$952.78
		2021Q4	1	1.00	\$2,000	\$2,000.00	\$2,000.00
		2022Q1	5	65.00	\$3,626	\$55.78	\$198.36
			8	111.00	\$57,626	\$519.15	\$520.43
	SET INLET TYPE A, CASTING / U						
	602102M	2022Q1	5	51.00	\$6,150	\$120.60	\$327.58
			5	51.00	\$6,150	\$120.60	\$327.58
	SET INLET TYPE B, CASTING / U						
	602105M	2022Q1	5	182.00	\$182,000	\$1,000.00	\$1,023.62
		2022Q2	1	1.00	\$1,250	\$1,250.00	\$1,794.00
			6	183.00	\$183,250	\$1,001.37	\$1,027.83

WEIGHTED AVERAGE ITEM PRICE REPORT
 BY REGION, ITEM, AND QUARTER

REGION	ITEM	CALENDAR QUARTER	NUMBER OF OCCUR'S	TOTAL QUANTITY	TOTAL DOLLARS	AVERAGE AWARDED PRICE	AVERAGE OF LOW 3 BIDDERS
S	SET INLET TYPE E, CASTING / U						
	602108M	2022Q1	5	60.00	\$15,550	\$259.17	\$653.77
			5	60.00	\$15,550	\$259.17	\$653.77
	SET INLET TYPE ES, CASTING / U						
	602111M	2022Q1	5	19.00	\$17,375	\$914.48	\$979.83
			5	19.00	\$17,375	\$914.48	\$979.83
	SET MANHOLE CASTING / U						
	602114M	2022Q1	5	43.00	\$16,400	\$381.40	\$517.62
			5	43.00	\$16,400	\$381.40	\$517.62
	SET SQUARE FRAMED MANHOLE CASTING, CIRCU / U						
	602117M	2022Q1	3	7.00	\$7,800	\$1,114.29	\$1,013.10
		2022Q2	1	1.00	\$1,800	\$1,800.00	\$2,703.33
			4	8.00	\$9,600	\$1,200.00	\$1,224.38
	RECONSTRUCTED INLET, TYPE A, USING EXIST / U						
	602120M	2022Q1	2	10.00	\$0	\$0.01	\$0.01
			2	10.00	\$0	\$0.01	\$0.01
	RECONSTRUCTED INLET, TYPE B, USING EXIST / U						
	602123M	2021Q3	1	2.00	\$7,000	\$3,500.00	\$3,500.00
		2022Q1	2	10.00	\$0	\$0.01	\$0.01
		2022Q2	1	1.00	\$1,000	\$1,000.00	\$1,551.67
			4	13.00	\$8,000	\$615.39	\$657.83

WEIGHTED AVERAGE ITEM PRICE REPORT
 BY REGION, ITEM, AND QUARTER

REGION	ITEM	CALENDAR QUARTER	NUMBER OF OCCUR'S	TOTAL QUANTITY	TOTAL DOLLARS	AVERAGE AWARDED PRICE	AVERAGE OF LOW 3 BIDDERS
S	RECONSTRUCTED INLET, TYPE E, USING EXIST / U						
	602129M	2022Q1	2	10.00	\$0	\$0.01	\$0.01
			2	10.00	\$0	\$0.01	\$0.01
	RECONSTRUCTED INLET, TYPE A, USING NEW C / U						
	602150M	2021Q3	1	13.00	\$32,500	\$2,500.00	\$2,973.33
		2022Q1	5	29.00	\$14,400	\$496.56	\$617.66
			6	42.00	\$46,900	\$1,116.67	\$1,346.80
	RECONSTRUCTED INLET, TYPE B, USING NEW C / U						
	602153M	2021Q3	1	3.00	\$8,400	\$2,800.00	\$3,200.00
		2022Q1	5	94.00	\$104,930	\$1,116.28	\$1,021.94
			6	97.00	\$113,330	\$1,168.35	\$1,089.30
	RECONSTRUCTED INLET, TYPE E, USING NEW C / U						
	602159M	2022Q1	5	27.00	\$11,500	\$425.93	\$720.55
		2022Q2	1	1.00	\$1,700	\$1,700.00	\$2,335.00
			6	28.00	\$13,200	\$471.44	\$778.21
	RECONSTRUCTED INLET, TYPE ES, USING NEW / U						
	602160M	2022Q1	1	12.00	\$48,000	\$4,000.00	\$4,000.00
			1	12.00	\$48,000	\$4,000.00	\$4,000.00
	RECONSTRUCTED MANHOLE, USING EXISTING CA / U						
	602180M	2022Q1	2	10.00	\$0	\$0.01	\$0.01
			2	10.00	\$0	\$0.01	\$0.01

WEIGHTED AVERAGE ITEM PRICE REPORT
BY REGION, ITEM, AND QUARTER

REGION	ITEM	CALENDAR QUARTER	NUMBER OF OCCUR'S	TOTAL QUANTITY	TOTAL DOLLARS	AVERAGE AWARDED PRICE	AVERAGE OF LOW 3 BIDDERS
S	RECONSTRUCTED MANHOLE, USING NEW CASTING / U						
	602183M	2021Q3	1	1.00	\$2,400	\$2,400.00	\$2,900.00
		2022Q1	5	16.00	\$6,800	\$425.01	\$584.45
			6	17.00	\$9,200	\$541.18	\$720.66
	BICYCLE SAFE GRATE / U						
	602210M	2021Q3	1	10.00	\$8,000	\$800.00	\$800.00
		2022Q1	5	231.00	\$11,700	\$50.65	\$161.86
		2022Q2	1	1.00	\$1,500	\$1,500.00	\$1,500.00
			7	242.00	\$21,200	\$87.60	\$193.76
	CURB PIECE / U						
	602213M	2021Q3	2	224.00	\$267,400	\$1,193.75	\$846.88
		2022Q1	5	282.00	\$11,100	\$39.36	\$149.18
			7	506.00	\$278,500	\$550.40	\$458.04
	CLEANING DRAINAGE STRUCTURE / U						
	602216M	2021Q3	1	9.00	\$3,150	\$350.00	\$290.00
		2022Q1	5	115.00	\$4,500	\$39.13	\$202.80
			6	124.00	\$7,650	\$61.69	\$209.13
	TRENCH DRAIN / LF						
	602220M	2021Q3	1	1,238.00	\$154,750	\$125.00	\$188.33
			1	1,238.00	\$154,750	\$125.00	\$188.33
	OUTLET CONTROL STRUCTURE / U						
	602223M	2022Q2	1	3.00	\$37,500	\$12,500.00	\$13,355.00
			1	3.00	\$37,500	\$12,500.00	\$13,355.00

WEIGHTED AVERAGE ITEM PRICE REPORT
BY REGION, ITEM, AND QUARTER

REGION	ITEM	CALENDAR QUARTER	NUMBER OF OCCUR'S	TOTAL QUANTITY	TOTAL DOLLARS	AVERAGE AWARDED PRICE	AVERAGE OF LOW 3 BIDDERS
S	JC-3 INLET CAP / U						
	602225M	2021Q3	1	34.00	\$119,000	\$3,500.00	\$3,066.67
			1	34.00	\$119,000	\$3,500.00	\$3,066.67

	JUNCTION CHAMBER / U						
	602226M	2021Q3	2	26.00	\$266,500	\$10,250.00	\$10,583.33
			2	26.00	\$266,500	\$10,250.00	\$10,583.33

	RIPRAP STONE SLOPE PROTECTION, "THICK / SY						
	603017P	2021Q3	1	25.00	\$1,875	\$75.00	\$313.00
			1	25.00	\$1,875	\$75.00	\$313.00

	RIPRAP STONE CHANNEL PROTECTION, 12" THI / SY						
	603036P	2021Q3	1	22.00	\$1,870	\$85.00	\$77.67
		2022Q2	1	119.00	\$6,545	\$55.00	\$82.00
			2	141.00	\$8,415	\$59.68	\$81.32

	RIPRAP STONE CHANNEL PROTECTION, 18" THI / SY						
	603042P	2021Q3	1	11.00	\$1,045	\$95.00	\$88.00
			1	11.00	\$1,045	\$95.00	\$88.00

	RIPRAP STONE CHANNEL PROTECTION, 24" THI / SY						
	603048P	2021Q3	1	14.00	\$1,960	\$140.00	\$114.67
			1	14.00	\$1,960	\$140.00	\$114.67

	RESET PRECAST CONCRETE PAVERS, SLOPE PRO / SY						
	603080P	2021Q3	1	70.00	\$21,000	\$300.00	\$422.67
			1	70.00	\$21,000	\$300.00	\$422.67

WEIGHTED AVERAGE ITEM PRICE REPORT
BY REGION, ITEM, AND QUARTER

REGION	ITEM	CALENDAR QUARTER	NUMBER OF OCCUR'S	TOTAL QUANTITY	TOTAL DOLLARS	AVERAGE AWARDED PRICE	AVERAGE OF LOW 3 BIDDERS
S	REPLACE PRECAST CONCRETE PAVERS, SLOPE P / SY						
	603081P	2021Q3	1	90.00	\$31,500	\$350.00	\$483.33
			1	90.00	\$31,500	\$350.00	\$483.33
	PRECAST CONCRETE SLOPE PROTECTION, R 5" / SY						
	603082P	2021Q3	1	1,600.00	\$224,000	\$140.00	\$225.67
			1	1,600.00	\$224,000	\$140.00	\$225.67
	GABION CHANNEL LINING / CY						
	604012P	2021Q3	1	800.00	\$640,000	\$800.00	\$544.67
			1	800.00	\$640,000	\$800.00	\$544.67
	CHAIN-LINK FENCE, ALUMINUM-COATED STEEL, / LF						
	605009P	2021Q4	1	500.00	\$23,345	\$46.69	\$47.23
		2022Q1	1	3,000.00	\$195,000	\$65.00	\$78.53
			2	3,500.00	\$218,345	\$62.38	\$74.05
	CHAIN-LINK FENCE, PVC-COATED STEEL, 6' H / LF						
	605027P	2022Q1	1	1,400.00	\$88,200	\$63.00	\$79.48
			1	1,400.00	\$88,200	\$63.00	\$79.48
	CHAIN-LINK FENCE, 6' HIGH / LF						
	605045P	2021Q3	1	745.00	\$22,350	\$30.00	\$42.67
			1	745.00	\$22,350	\$30.00	\$42.67
	GATE, CHAIN-LINK FENCE, ALUMINUM COATED / U						
	605060M	2022Q1	1	3.00	\$0	\$0.01	\$172.51
			1	3.00	\$0	\$0.01	\$172.51

WEIGHTED AVERAGE ITEM PRICE REPORT
 BY REGION, ITEM, AND QUARTER

REGION	ITEM	CALENDAR QUARTER	NUMBER OF OCCUR'S	TOTAL QUANTITY	TOTAL DOLLARS	AVERAGE AWARDED PRICE	AVERAGE OF LOW 3 BIDDERS
S	GATE, CHAIN-LINK FENCE, ALUMINUM COATED / U						
	605066M	2022Q1	1	3.00	\$0	\$0.01	\$362.51
			1	3.00	\$0	\$0.01	\$362.50
	GATE, CHAIN-LINK FENCE, ALUMINUM COATED / U						
	605069M	2022Q1	1	3.00	\$0	\$0.01	\$445.01
			1	3.00	\$0	\$0.01	\$445.01
	GATE, CHAIN-LINK FENCE, ALUMINUM COATED / U						
	605072M	2022Q1	1	3.00	\$0	\$0.01	\$460.01
			1	3.00	\$0	\$0.01	\$460.01
	GATE, CHAIN-LINK FENCE, ALUMINUM COATED / U						
	605081M	2022Q1	1	3.00	\$0	\$0.01	\$612.51
			1	3.00	\$0	\$0.01	\$612.51
	GATE, CHAIN-LINK FENCE, PVC-COATED STEEL / U						
	605099M	2022Q1	1	3.00	\$0	\$0.01	\$257.51
			1	3.00	\$0	\$0.01	\$257.51
	GATE, CHAIN-LINK FENCE, PVC-COATED STEEL / U						
	605105M	2022Q1	1	3.00	\$0	\$0.01	\$412.51
			1	3.00	\$0	\$0.01	\$412.51
	GATE, CHAIN-LINK FENCE, PVC-COATED STEEL / U						
	605108M	2022Q1	1	3.00	\$0	\$0.01	\$672.51
			1	3.00	\$0	\$0.01	\$672.51

WEIGHTED AVERAGE ITEM PRICE REPORT
BY REGION, ITEM, AND QUARTER

REGION	ITEM	CALENDAR QUARTER	NUMBER OF OCCUR'S	TOTAL QUANTITY	TOTAL DOLLARS	AVERAGE AWARDED PRICE	AVERAGE OF LOW 3 BIDDERS
S	GATE, CHAIN-LINK FENCE, PVC-COATED STEEL / U						
	605111M	2022Q1	1	3.00	\$0	\$0.01	\$695.01
			1	3.00	\$0	\$0.01	\$695.01
	GATE, CHAIN-LINK FENCE, PVC-COATED STEEL / U						
	605120M	2022Q1	1	3.00	\$0	\$0.01	\$917.51
			1	3.00	\$0	\$0.01	\$917.51
	SLIDING GATE, SECURITY FENCE, 12' WIDE / U						
	605152M	2022Q1	1	2.00	\$0	\$0.01	\$2,220.01
			1	2.00	\$0	\$0.01	\$2,220.01
	GATE, CHAIN-LINK FENCE, 16' WIDE / U						
	605159M	2021Q3	1	1.00	\$2,000	\$2,000.00	\$2,600.00
			1	1.00	\$2,000	\$2,000.00	\$2,600.00
	REPAIRING CHAIN-LINK FENCE / LF						
	605174M	2022Q1	1	2,000.00	\$110,000	\$55.00	\$63.26
			1	2,000.00	\$110,000	\$55.00	\$63.26
	BARRIER CURB MOUNTED FENCE / LF						
	605175M	2022Q1	1	785.00	\$113,825	\$145.00	\$143.63
			1	785.00	\$113,825	\$145.00	\$143.63
	RESET FENCE / LF						
	605212P	2022Q1	2	1,250.00	\$91,250	\$73.00	\$79.33
			2	1,250.00	\$91,250	\$73.00	\$79.33

WEIGHTED AVERAGE ITEM PRICE REPORT
BY REGION, ITEM, AND QUARTER

REGION	ITEM	CALENDAR QUARTER	NUMBER OF OCCUR'S	TOTAL QUANTITY	TOTAL DOLLARS	AVERAGE AWARDED PRICE	AVERAGE OF LOW 3 BIDDERS
S	CONCRETE SIDEWALK, 4" THICK / SY						
	606012P	2021Q3	2	6.00	\$2,100	\$350.00	\$351.11
		2021Q4	1	50.00	\$7,000	\$140.00	\$173.33
		2022Q1	2	1,000.00	\$10,000	\$10.00	\$42.50
		2022Q2	2	678.00	\$67,800	\$100.00	\$104.48
			7	1,734.00	\$86,900	\$50.12	\$71.57
	CONCRETE SIDEWALK, 6" THICK / SY						
	606018P	2022Q1	5	1,974.00	\$270,450	\$137.01	\$123.05
			5	1,974.00	\$270,450	\$137.01	\$123.05
	CONCRETE SIDEWALK, 8" THICK / SY						
	606021P	2022Q2	1	163.00	\$16,300	\$100.00	\$126.33
			1	163.00	\$16,300	\$100.00	\$126.33
	HOT MIX ASPHALT DRIVEWAY, 4" THICK / SY						
	606036P	2022Q2	1	200.00	\$29,000	\$145.00	\$145.00
			1	200.00	\$29,000	\$145.00	\$145.00
	HOT MIX ASPHALT DRIVEWAY, 6" THICK / SY						
	606039P	2022Q1	5	3,862.00	\$280,570	\$72.65	\$87.96
		2022Q2	1	4,395.00	\$263,700	\$60.00	\$66.67
			6	8,257.00	\$544,270	\$65.92	\$76.63
	HOT MIX ASPHALT DRIVEWAY, VARIABLE THICK / SY						
	606042P	2022Q1	5	9,470.00	\$456,280	\$48.18	\$60.01
			5	9,470.00	\$456,280	\$48.18	\$60.01

WEIGHTED AVERAGE ITEM PRICE REPORT
BY REGION, ITEM, AND QUARTER

REGION	ITEM	CALENDAR QUARTER	NUMBER OF OCCUR'S	TOTAL QUANTITY	TOTAL DOLLARS	AVERAGE AWARDED PRICE	AVERAGE OF LOW 3 BIDDERS
S	CONCRETE DRIVEWAY, 6" THICK / SY						
	606051P	2022Q1	3	2,039.00	\$446,500	\$218.98	\$153.86
		2022Q2	1	39.00	\$3,900	\$100.00	\$121.67
			4	2,078.00	\$450,400	\$216.75	\$153.25
	CONCRETE DRIVEWAY, REINFORCED, 8" THICK / SY						
	606060P	2022Q1	3	357.00	\$72,935	\$204.30	\$167.56
			3	357.00	\$72,935	\$204.30	\$167.56
	CONCRETE ISLAND, 4" THICK / SY						
	606075P	2022Q2	1	231.00	\$23,100	\$100.00	\$118.33
			1	231.00	\$23,100	\$100.00	\$118.33
	CONCRETE ISLAND, 6" THICK / SY						
	606078P	2022Q1	1	125.00	\$17,500	\$140.00	\$131.67
			1	125.00	\$17,500	\$140.00	\$131.67
	DETECTABLE WARNING SURFACE / SY						
	606084P	2022Q1	5	252.00	\$40,960	\$162.54	\$256.25
		2022Q2	1	10.00	\$3,000	\$300.00	\$433.33
			6	262.00	\$43,960	\$167.79	\$263.01
	TURF PAVERS / SY						
	606095P	2021Q3	1	195.00	\$40,950	\$210.00	\$385.00
			1	195.00	\$40,950	\$210.00	\$385.00

WEIGHTED AVERAGE ITEM PRICE REPORT
BY REGION, ITEM, AND QUARTER

REGION	ITEM	CALENDAR QUARTER	NUMBER OF OCCUR'S	TOTAL QUANTITY	TOTAL DOLLARS	AVERAGE AWARDED PRICE	AVERAGE OF LOW 3 BIDDERS
S	9" X 16" CONCRETE VERTICAL CURB / LF						
	607018P	2021Q3	2	200.00	\$19,400	\$97.00	\$75.50
		2022Q1	6	10,981.00	\$588,545	\$53.60	\$58.39
		2022Q2	2	4,415.00	\$198,675	\$45.00	\$40.74
			10	15,596.00	\$806,620	\$51.72	\$53.61
	RUBBER WHEEL STOPS / U						
	607020P	2022Q2	1	44.00	\$8,800	\$200.00	\$200.00
			1	44.00	\$8,800	\$200.00	\$200.00
	9" X 18" CONCRETE VERTICAL CURB / LF						
	607021P	2022Q1	5	9,437.00	\$499,459	\$52.93	\$58.49
			5	9,437.00	\$499,459	\$52.93	\$58.49
	9" X 20" CONCRETE VERTICAL CURB / LF						
	607024P	2022Q1	5	868.00	\$43,584	\$50.21	\$59.75
			5	868.00	\$43,584	\$50.21	\$59.75
	12" X 13" CONCRETE SLOPING CURB / LF						
	607030P	2021Q3	2	345.00	\$40,625	\$117.75	\$97.41
		2022Q1	3	524.00	\$7,400	\$14.12	\$16.00
		2022Q2	1	315.00	\$16,380	\$52.00	\$45.67
			6	1,184.00	\$64,405	\$54.40	\$47.61
	9" X 14" CONCRETE VERTICAL CURB / LF						
	607034P	2022Q1	1	100.00	\$4,000	\$40.00	\$53.33
		2022Q2	2	460.00	\$20,700	\$45.00	\$40.58
			3	560.00	\$24,700	\$44.11	\$42.85

WEIGHTED AVERAGE ITEM PRICE REPORT
BY REGION, ITEM, AND QUARTER

REGION	ITEM	CALENDAR QUARTER	NUMBER OF OCCUR'S	TOTAL QUANTITY	TOTAL DOLLARS	AVERAGE AWARDED PRICE	AVERAGE OF LOW 3 BIDDERS
S	9" X VARIABLE HEIGHT CONCRETE VERTICAL C / LF						
	607069P	2021Q3	2	2,805.00	\$229,125	\$81.68	\$90.89
		2022Q2	1	46.00	\$2,070	\$45.00	\$47.00
			3	2,851.00	\$231,195	\$81.09	\$90.19

	NONVEGETATIVE SURFACE, HOT MIX ASPHALT / SY						
	608003P	2022Q1	3	268.00	\$9,200	\$34.33	\$43.11
		2022Q2	1	209.00	\$13,585	\$65.00	\$49.67
			4	477.00	\$22,785	\$47.77	\$45.98

	NONVEGETATIVE SURFACE, POROUS HMA / SY						
	608004P	2021Q3	1	3,633.00	\$119,889	\$33.00	\$40.67
			1	3,633.00	\$119,889	\$33.00	\$40.67

	NONVEGETATIVE SURFACE, POROUS HOT MIX AS / SY						
	608005P	2022Q1	1	500.00	\$22,500	\$45.00	\$53.33
			1	500.00	\$22,500	\$45.00	\$53.33

	BEAM GUIDE RAIL / LF						
	609003M	2021Q3	1	4,986.00	\$154,566	\$31.00	\$35.67
		2022Q1	1	28,000.00	\$1,176,000	\$42.00	\$57.90
		2022Q2	2	760.00	\$57,658	\$75.87	\$49.80
			4	33,746.00	\$1,388,224	\$41.14	\$54.43

	BEAM GUIDE RAIL, BRIDGE / LF						
	609004M	2022Q2	1	247.00	\$43,225	\$175.00	\$183.33
			1	247.00	\$43,225	\$175.00	\$183.33

WEIGHTED AVERAGE ITEM PRICE REPORT
BY REGION, ITEM, AND QUARTER

REGION	ITEM	CALENDAR QUARTER	NUMBER OF OCCUR'S	TOTAL QUANTITY	TOTAL DOLLARS	AVERAGE AWARDED PRICE	AVERAGE OF LOW 3 BIDDERS
S	MODIFIED THRIE BEAM GUIDE RAIL / LF						
	609009M	2022Q1	1	1,250.00	\$62,500	\$50.00	\$73.33
			1	1,250.00	\$62,500	\$50.00	\$73.33
	FLARED GUIDE RAIL TERMINAL / U						
	609024M	2022Q1	1	25.00	\$37,500	\$1,500.00	\$2,466.67
			1	25.00	\$37,500	\$1,500.00	\$2,466.67
	BURIED GUIDE RAIL TERMINAL / U						
	609025M	2022Q1	1	2.00	\$2	\$1.00	\$1,334.00
			1	2.00	\$2	\$1.00	\$1,334.00
	TANGENT GUIDE RAIL TERMINAL / U						
	609027M	2021Q3	1	3.00	\$11,700	\$3,900.00	\$3,933.33
		2022Q1	1	50.00	\$200,000	\$4,000.00	\$4,166.67
		2022Q2	1	2.00	\$7,500	\$3,750.00	\$4,200.00
			3	55.00	\$219,200	\$3,985.45	\$4,155.15
	TELESCOPING GUIDE RAIL END TERMINAL / U						
	609030M	2022Q1	1	10.00	\$30,000	\$3,000.00	\$4,066.67
			1	10.00	\$30,000	\$3,000.00	\$4,066.67
	CONTROLLED RELEASE TERMINAL / U						
	609033M	2022Q1	1	5.00	\$5	\$1.00	\$983.67
		2022Q2	1	1.00	\$1,500	\$1,500.00	\$2,166.67
			2	6.00	\$1,505	\$250.83	\$1,180.83

WEIGHTED AVERAGE ITEM PRICE REPORT
BY REGION, ITEM, AND QUARTER

REGION	ITEM	CALENDAR QUARTER	NUMBER OF OCCUR'S	TOTAL QUANTITY	TOTAL DOLLARS	AVERAGE AWARDED PRICE	AVERAGE OF LOW 3 BIDDERS
S	CONTROLLED RELEASE, POWDER COATED / U						
	609035M	2022Q2	1	1.00	\$2,800	\$2,800.00	\$4,266.67
			1	1.00	\$2,800	\$2,800.00	\$4,266.67
	CONTROLLED RELEASE TERMINAL ANCHORAGE / U						
	609036M	2022Q1	1	5.00	\$2,500	\$500.00	\$1,150.00
		2022Q2	1	2.00	\$4,682	\$2,341.00	\$2,447.00
			2	7.00	\$7,182	\$1,026.00	\$1,520.57
	BEAM GUIDE RAIL ANCHORAGE / U						
	609039M	2021Q3	1	3.00	\$3,000	\$1,000.00	\$1,346.67
		2022Q1	1	25.00	\$27,500	\$1,100.00	\$1,600.00
		2022Q2	2	6.00	\$12,500	\$2,083.33	\$1,734.17
			4	34.00	\$43,000	\$1,264.71	\$1,601.32
	BEAM GUIDE RAIL POST / U						
	609042M	2021Q3	1	32.00	\$2,560	\$80.00	\$111.67
			1	32.00	\$2,560	\$80.00	\$111.67
	APPROACH GUIDE RAIL TRANSITION TL-3 / U						
	609059M	2021Q3	1	2.00	\$6,000	\$3,000.00	\$3,900.00
			1	2.00	\$6,000	\$3,000.00	\$3,900.00
	BEAM GUIDE RAIL BLOCKOUT / U						
	609060M	2022Q2	1	72.00	\$3,600	\$50.00	\$40.00
			1	72.00	\$3,600	\$50.00	\$40.00

WEIGHTED AVERAGE ITEM PRICE REPORT
BY REGION, ITEM, AND QUARTER

REGION	ITEM	CALENDAR QUARTER	NUMBER OF OCCUR'S	TOTAL QUANTITY	TOTAL DOLLARS	AVERAGE AWARDED PRICE	AVERAGE OF LOW 3 BIDDERS
S	REMOVAL OF BEAM GUIDE RAIL / LF						
	609075M	2021Q3	1	4,871.00	\$4,871	\$1.00	\$1.73
		2022Q2	2	347.00	\$6,055	\$17.45	\$7.11
			3	5,218.00	\$10,926	\$2.09	\$2.09

	TRAFFIC STRIPES, 4" / LF						
	610003M	2021Q3	3	254,481.00	\$193,011	\$0.76	\$0.60
		2021Q4	3	6,532,079.00	\$2,902,623	\$0.44	\$0.43
		2022Q1	5	772,311.00	\$331,913	\$0.43	\$0.53
		2022Q2	4	301,651.00	\$192,556	\$0.64	\$1.21
			15	7,860,522.00	\$3,620,102	\$0.46	\$0.48

	TRAFFIC STRIPES, 6" / LF						
	610006M	2021Q3	1	39,060.00	\$21,483	\$0.55	\$0.58
		2021Q4	1	1,123,780.00	\$516,939	\$0.46	\$0.57
		2022Q1	2	75,000.00	\$750	\$0.01	\$0.01
			4	1,237,840.00	\$539,172	\$0.44	\$0.54

	TRAFFIC STRIPES, 8" / LF						
	610007M	2021Q3	2	2,055.00	\$3,261	\$1.59	\$1.30
		2021Q4	1	379,662.00	\$307,526	\$0.81	\$1.17
		2022Q1	5	58,246.00	\$20,287	\$0.35	\$0.71
		2022Q2	1	2,084.00	\$4,168	\$2.00	\$2.33
			9	442,047.00	\$335,242	\$0.76	\$1.12

	TRAFFIC MARKINGS, SYMBOLS / SF						
	610008M	2021Q4	2	1,270.00	\$10,868	\$8.56	\$7.85
			2	1,270.00	\$10,868	\$8.56	\$7.85

WEIGHTED AVERAGE ITEM PRICE REPORT
BY REGION, ITEM, AND QUARTER

REGION	ITEM	CALENDAR QUARTER	NUMBER OF OCCUR'S	TOTAL QUANTITY	TOTAL DOLLARS	AVERAGE AWARDED PRICE	AVERAGE OF LOW 3 BIDDERS
S	TRAFFIC MARKINGS / SF						
	610009M	2022Q2	1	98.00	\$657	\$6.70	\$7.07
			1	98.00	\$657	\$6.70	\$7.07
	RPM, MONO-DIRECTIONAL, WHITE LENS / U						
	610012M	2021Q3	3	3,665.00	\$202,230	\$55.18	\$38.21
		2021Q4	3	2,070.00	\$79,708	\$38.51	\$46.01
		2022Q1	5	3,762.00	\$73,607	\$19.57	\$27.98
		2022Q2	3	1,935.00	\$75,104	\$38.81	\$33.59
			14	11,432.00	\$430,649	\$37.67	\$35.47
	TRAFFIC MARKING LINES, 4" / LF						
	610013M	2021Q4	1	50,000.00	\$500	\$0.01	\$1.25
		2022Q1	2	20,000.00	\$2,000	\$0.10	\$0.06
			3	70,000.00	\$2,500	\$0.04	\$0.91
	TRAFFIC MARKING LINES, 8" / LF						
	610014M	2021Q3	3	29,595.00	\$29,870	\$1.01	\$1.47
		2021Q4	2	131,218.00	\$296,319	\$2.26	\$3.75
		2022Q1	5	14,775.00	\$10,637	\$0.72	\$1.45
		2022Q2	1	7,500.00	\$19,800	\$2.64	\$2.64
			11	183,088.00	\$356,627	\$1.95	\$3.15
	RPM, BI-DIRECTIONAL, WHITE LENS / U						
	610015M	2021Q4	1	20.00	\$20	\$1.00	\$25.33
			1	20.00	\$20	\$1.00	\$25.33
	TRAFFIC MARKING LINES, 12" / LF						
	610016M	2022Q2	1	600.00	\$2,772	\$4.62	\$4.62
			1	600.00	\$2,772	\$4.62	\$4.62

WEIGHTED AVERAGE ITEM PRICE REPORT
BY REGION, ITEM, AND QUARTER

REGION	ITEM	CALENDAR QUARTER	NUMBER OF OCCUR'S	TOTAL QUANTITY	TOTAL DOLLARS	AVERAGE AWARDED PRICE	AVERAGE OF LOW 3 BIDDERS
S	TRAFFIC MARKING LINES, 24" / LF						
	610017M	2021Q3	3	167,595.00	\$168,196	\$1.00	\$3.22
		2021Q4	2	214,380.00	\$2,234,115	\$10.42	\$11.14
		2022Q1	5	10,616.00	\$78,566	\$7.40	\$5.85
		2022Q2	2	4,590.00	\$35,974	\$7.84	\$6.11
			12	397,181.00	\$2,516,850	\$6.34	\$7.60
	RPM, MONO-DIRECTIONAL, AMBER LENS / U						
	610018M	2021Q3	3	1,465.00	\$79,270	\$54.11	\$36.75
		2021Q4	3	1,770.00	\$66,820	\$37.75	\$45.75
		2022Q1	5	2,416.00	\$30,238	\$12.52	\$25.64
		2022Q2	2	760.00	\$29,510	\$38.83	\$56.26
			13	6,411.00	\$205,837	\$32.11	\$37.36
	RPM, BI-DIRECTIONAL, AMBER LENS / U						
	610021M	2021Q3	1	90.00	\$5,940	\$66.00	\$66.00
		2021Q4	2	1,020.00	\$34,600	\$33.92	\$44.48
		2022Q1	5	3,262.00	\$41,627	\$12.76	\$26.19
		2022Q2	4	727.00	\$29,425	\$40.48	\$43.64
			12	5,099.00	\$111,593	\$21.89	\$33.04
	REMOVAL OF RPM / U						
	610024M	2021Q3	3	5,110.00	\$219,800	\$43.01	\$32.55
		2021Q4	3	2,880.00	\$112,600	\$39.10	\$17.78
		2022Q1	5	9,440.00	\$7,785	\$0.82	\$1.80
		2022Q2	3	3,141.00	\$200,138	\$63.72	\$38.24
			14	20,571.00	\$540,323	\$26.27	\$17.24
	REMOVAL AND REPLACEMENT OF RPM LENS / U						
	610027M	2021Q4	1	63,000.00	\$1,067,850	\$16.95	\$16.98
			1	63,000.00	\$1,067,850	\$16.95	\$16.98

WEIGHTED AVERAGE ITEM PRICE REPORT
BY REGION, ITEM, AND QUARTER

REGION	ITEM	CALENDAR QUARTER	NUMBER OF OCCUR'S	TOTAL QUANTITY	TOTAL DOLLARS	AVERAGE AWARDED PRICE	AVERAGE OF LOW 3 BIDDERS
S	RUMBLE STRIP / LF						
	610033M	2021Q3	2	32,582.00	\$28,382	\$0.87	\$0.74
		2021Q4	1	80,050.00	\$31,220	\$0.39	\$0.39
		2022Q1	5	73,382.00	\$120,028	\$1.64	\$2.92
		2022Q2	2	104,708.00	\$48,933	\$0.47	\$0.47
			10	290,722.00	\$228,562	\$0.79	\$1.10
	REMOVAL OF TRAFFIC STRIPES / LF						
	610036M	2021Q3	3	255,456.00	\$181,653	\$0.71	\$0.81
		2021Q4	2	712,650.00	\$314,488	\$0.44	\$0.45
		2022Q1	5	22,016.00	\$6,316	\$0.29	\$0.50
		2022Q2	3	281,423.00	\$211,856	\$0.75	\$1.08
			13	1,271,545.00	\$714,312	\$0.56	\$0.66
	REMOVAL OF TRAFFIC MARKINGS / SF						
	610039M	2021Q3	2	319,660.00	\$321,178	\$1.00	\$2.00
		2021Q4	2	45,216.00	\$81,812	\$1.81	\$2.02
		2022Q1	4	1,600.00	\$2,260	\$1.41	\$1.62
		2022Q2	1	18,125.00	\$101,138	\$5.58	\$5.58
			9	384,601.00	\$506,388	\$1.32	\$2.17
	BOLLARD / U						
	610045M	2022Q2	1	33.00	\$22,275	\$675.00	\$791.67
			1	33.00	\$22,275	\$675.00	\$791.67
	TRAFFIC MARKINGS SYMBOLS / SF						
	610060M	2021Q3	1	1,450.00	\$10,962	\$7.56	\$7.56
		2021Q4	1	89,531.00	\$716,248	\$8.00	\$10.17
		2022Q1	5	7,060.00	\$30,698	\$4.35	\$5.96

(item continued)

WEIGHTED AVERAGE ITEM PRICE REPORT
 BY REGION, ITEM, AND QUARTER

REGION	ITEM	CALENDAR QUARTER	NUMBER OF OCCUR'S	TOTAL QUANTITY	TOTAL DOLLARS	AVERAGE AWARDED PRICE	AVERAGE OF LOW 3 BIDDERS
S	TRAFFIC MARKINGS SYMBOLS / SF						
	610060M	2022Q2	1	4,500.00	\$33,480	\$7.44	\$7.44
			8	102,541.00	\$791,388	\$7.72	\$9.72
	CRASH CUSH, COMP BAR, TYPE 3, NARROW / U						
	611312M	2022Q2	1	1.00	\$7,000	\$7,000.00	\$25,666.67
			1	1.00	\$7,000	\$7,000.00	\$25,666.67
	REGULATORY AND WARNING SIGN / SF						
	612003P	2021Q3	1	274.00	\$12,330	\$45.00	\$61.33
		2022Q2	2	621.00	\$27,735	\$44.66	\$42.84
			3	895.00	\$40,065	\$44.77	\$48.50
	GUIDE SIGN, TYPE GA, STEEL "U" POST SUPP / SF						
	612006P	2021Q3	1	83.00	\$4,150	\$50.00	\$68.67
			1	83.00	\$4,150	\$50.00	\$68.67
	GUIDE SIGN, TYPE GA, BREAKAWAY SUPPORTS / SF						
	612009P	2021Q3	1	429.00	\$68,640	\$160.00	\$82.67
			1	429.00	\$68,640	\$160.00	\$82.67
	GUIDE SIGN PANEL, TYPE GO / SF						
	612015P	2021Q3	1	2,370.00	\$82,950	\$35.00	\$28.33
			1	2,370.00	\$82,950	\$35.00	\$28.33
	CUSTOM SIGN / SF						
	612032P	2022Q2	1	12.00	\$540	\$45.00	\$43.00
			1	12.00	\$540	\$45.00	\$43.00

WEIGHTED AVERAGE ITEM PRICE REPORT
 BY REGION, ITEM, AND QUARTER

REGION	ITEM	CALENDAR QUARTER	NUMBER OF OCCUR'S	TOTAL QUANTITY	TOTAL DOLLARS	AVERAGE AWARDED PRICE	AVERAGE OF LOW 3 BIDDERS
S	NOISE BARRIER, FOUNDATION / U						
	613002P	2021Q3	5	36.00	\$612,000	\$17,000.00	\$13,769.44
			5	36.00	\$612,000	\$17,000.00	\$13,769.44
	NOISE BARRIER, ROADWAY / SY						
	613004P	2021Q3	7	3,040.00	\$1,149,400	\$378.09	\$371.97
			7	3,040.00	\$1,149,400	\$378.09	\$371.97
	NOISE BARRIER, BRIDGE / SY						
	613005P	2021Q3	1	1,300.00	\$1,092,000	\$840.00	\$768.67
			1	1,300.00	\$1,092,000	\$840.00	\$768.67
	NOISE BARRIER TEST POSTS AND PANELS / LS						
	613015P	2021Q3	1	1.00	\$8,000	\$8,000.00	\$41,333.33
			1	1.00	\$8,000	\$8,000.00	\$41,333.33
	10" DUCTILE IRON WATER PIPE, CLASS 52 / LF						
	651060P	2022Q2	1	557.00	\$334,200	\$600.00	\$393.33
			1	557.00	\$334,200	\$600.00	\$393.33
	WATER SERVICE CONNECTION / U						
	651243M	2022Q2	1	2.00	\$10,400	\$5,200.00	\$5,200.00
			1	2.00	\$10,400	\$5,200.00	\$5,200.00
	RESET WATER VALVE BOX / U						
	651255M	2022Q1	5	254.00	\$1,652	\$6.50	\$19.92
			5	254.00	\$1,652	\$6.50	\$19.92

WEIGHTED AVERAGE ITEM PRICE REPORT
 BY REGION, ITEM, AND QUARTER

REGION	ITEM	CALENDAR QUARTER	NUMBER OF OCCUR'S	TOTAL QUANTITY	TOTAL DOLLARS	AVERAGE AWARDED PRICE	AVERAGE OF LOW 3 BIDDERS
S	RESET MANHOLE, SANITARY SEWER, USING EXI / U						
	652432M	2021Q3	1	7.00	\$8,750	\$1,250.00	\$1,250.00
			1	7.00	\$8,750	\$1,250.00	\$1,250.00
	SEPTIC SYSTEM / LS						
	652443P	2022Q2	1	1.00	\$35,000	\$35,000.00	\$78,333.33
			1	1.00	\$35,000	\$35,000.00	\$78,333.33
	RESET GAS VALVE BOX / U						
	653084M	2022Q1	5	246.00	\$952	\$3.87	\$18.63
			5	246.00	\$952	\$3.87	\$18.63
	ELECTRIC RISER / U						
	654027M	2022Q2	1	3.00	\$3,000	\$1,000.00	\$2,333.33
			1	3.00	\$3,000	\$1,000.00	\$2,333.33
	ELECTRICAL MANHOLE / U						
	654030M	2022Q2	1	2.00	\$240,000	\$120,000	\$100,667
			1	2.00	\$240,000	\$120,000	\$100,667
	CONCRETE ENCASED DUCT BANK, 2-5" PVC / LF						
	654060P	2022Q2	1	385.00	\$134,750	\$350.00	\$291.67
			1	385.00	\$134,750	\$350.00	\$291.67
	CONCRETE ENCASED DUCT BANK, 12-5" PVC / LF						
	654065P	2022Q2	1	563.00	\$309,650	\$550.00	\$610.00
			1	563.00	\$309,650	\$550.00	\$610.00

WEIGHTED AVERAGE ITEM PRICE REPORT
 BY REGION, ITEM, AND QUARTER

REGION	ITEM	CALENDAR QUARTER	NUMBER OF OCCUR'S	TOTAL QUANTITY	TOTAL DOLLARS	AVERAGE AWARDED PRICE	AVERAGE OF LOW 3 BIDDERS
S	TEMPORARY SUPPORT, UTILITY POLES / U						
	657004P	2021Q3	1	2.00	\$4,000	\$2,000.00	\$1,639.67
			1	2.00	\$4,000	\$2,000.00	\$1,639.67

	1 1/2" RIGID METALLIC CONDUIT / LF						
	701012P	2021Q3	2	402.00	\$18,024	\$44.84	\$45.47
			2	402.00	\$18,024	\$44.84	\$45.47

	2" RIGID METALLIC CONDUIT / LF						
	701015P	2021Q3	2	186.00	\$12,640	\$67.96	\$56.22
		2022Q2	1	48.00	\$6,000	\$125.00	\$85.00
			3	234.00	\$18,640	\$79.66	\$62.12

	3" RIGID METALLIC CONDUIT / LF						
	701021P	2021Q3	3	3,315.00	\$231,195	\$69.74	\$71.22
		2022Q2	1	773.00	\$57,975	\$75.00	\$82.33
			4	4,088.00	\$289,170	\$70.74	\$73.32

	3" RIGID NONMETALLIC CONDUIT / LF						
	701030P	2021Q3	1	4,539.00	\$145,248	\$32.00	\$33.33
			1	4,539.00	\$145,248	\$32.00	\$33.33

	4" RIGID NONMETALLIC CONDUIT / LF						
	701033P	2021Q3	1	3,000.00	\$75,000	\$25.00	\$52.67
			1	3,000.00	\$75,000	\$25.00	\$52.67

WEIGHTED AVERAGE ITEM PRICE REPORT
BY REGION, ITEM, AND QUARTER

REGION	ITEM	CALENDAR QUARTER	NUMBER OF OCCUR'S	TOTAL QUANTITY	TOTAL DOLLARS	AVERAGE AWARDED PRICE	AVERAGE OF LOW 3 BIDDERS
S	18" X 36" JUNCTION BOX / U						
	701102M	2021Q3	1	7.00	\$17,500	\$2,500.00	\$2,733.33
		2022Q1	1	2.00	\$8,400	\$4,200.00	\$4,400.00
		2022Q2	1	9.00	\$22,500	\$2,500.00	\$3,053.33
			3	18.00	\$48,400	\$2,688.89	\$3,078.52
	8" X 8" X 6" METAL JUNCTION BOX / U						
	701105M	2021Q3	1	5.00	\$5,000	\$1,000.00	\$1,050.00
			1	5.00	\$5,000	\$1,000.00	\$1,050.00
	JUNCTION BOX FOUNDATION / U						
	701117M	2021Q3	1	32.00	\$96,000	\$3,000.00	\$3,100.00
		2022Q2	1	1.00	\$2,650	\$2,650.00	\$2,963.33
			2	33.00	\$98,650	\$2,989.39	\$3,095.86
	JUNCTION BOX FRAME AND COVER / U						
	701120M	2021Q3	2	6.00	\$15,000	\$2,500.00	\$2,028.33
			2	6.00	\$15,000	\$2,500.00	\$2,028.33
	FOUNDATION, TYPE SFT / U						
	701123M	2021Q3	1	5.00	\$9,450	\$1,890.00	\$3,045.00
		2022Q2	1	2.00	\$4,670	\$2,335.00	\$2,645.00
			2	7.00	\$14,120	\$2,017.14	\$2,930.71
	FOUNDATION, TYPE SPF / U						
	701135M	2022Q2	1	3.00	\$5,100	\$1,700.00	\$2,033.33
			1	3.00	\$5,100	\$1,700.00	\$2,033.33

WEIGHTED AVERAGE ITEM PRICE REPORT
 BY REGION, ITEM, AND QUARTER

REGION	ITEM	CALENDAR QUARTER	NUMBER OF OCCUR'S	TOTAL QUANTITY	TOTAL DOLLARS	AVERAGE AWARDED PRICE	AVERAGE OF LOW 3 BIDDERS
S	BORING FOR FOUNDATION, STF 50 FOOT ARM / U						
	701136M	2022Q2	1	2.00	\$12,000	\$6,000.00	\$7,766.67
			1	2.00	\$12,000	\$6,000.00	\$7,766.67
	FOUNDATION, STF FOR GREATER THAN 50 FOOT / LF						
	701137M	2022Q2	1	2.00	\$8,480	\$4,240.00	\$12,146.67
			1	2.00	\$8,480	\$4,240.00	\$12,146.67
	FOUNDATION, TYPE SFK / U						
	701144M	2022Q2	1	2.00	\$5,100	\$2,550.00	\$2,983.33
			1	2.00	\$5,100	\$2,550.00	\$2,983.33
	FOUNDATION, TYPE 2M-MC / U						
	701162M	2021Q3	1	1.00	\$4,000	\$4,000.00	\$4,186.67
			1	1.00	\$4,000	\$4,000.00	\$4,186.67
	METER CABINET, TYPE TL / U						
	701171M	2022Q2	1	1.00	\$5,100	\$5,100.00	\$4,493.33
			1	1.00	\$5,100	\$5,100.00	\$4,493.33
	METER CABINET, TYPE 2M-MC / U						
	701180M	2021Q3	1	1.00	\$13,000	\$13,000.00	\$13,666.67
			1	1.00	\$13,000	\$13,000.00	\$13,666.67
	GROUND WIRE, NO. 6 AWG / LF						
	701189P	2021Q3	1	782.00	\$6,256	\$8.00	\$4.73
			1	782.00	\$6,256	\$8.00	\$4.73

WEIGHTED AVERAGE ITEM PRICE REPORT
 BY REGION, ITEM, AND QUARTER

REGION	ITEM	CALENDAR QUARTER	NUMBER OF OCCUR'S	TOTAL QUANTITY	TOTAL DOLLARS	AVERAGE AWARDED PRICE	AVERAGE OF LOW 3 BIDDERS
S	GROUND WIRE, NO. 8 AWG / LF						
	701192P	2021Q3	2	6,861.00	\$7,055	\$1.03	\$1.04
		2022Q2	1	607.00	\$1,426	\$2.35	\$1.69
			3	7,468.00	\$8,481	\$1.14	\$1.10

	MULTIPLE LIGHTING WIRE, NO. 2 AWG / LF						
	701195P	2021Q3	1	28,505.00	\$99,768	\$3.50	\$3.38
			1	28,505.00	\$99,768	\$3.50	\$3.38

	MULTIPLE LIGHTING WIRE, NO. 6 AWG / LF						
	701198P	2021Q3	1	1,564.00	\$12,512	\$8.00	\$4.82
			1	1,564.00	\$12,512	\$8.00	\$4.82

	MULTIPLE LIGHTING WIRE, NO. 8 AWG / LF						
	701201P	2022Q2	1	1,492.00	\$4,849	\$3.25	\$2.04
			1	1,492.00	\$4,849	\$3.25	\$2.04

	MULTIPLE LIGHTING WIRE, NO. 10 AWG / LF						
	701204P	2021Q3	2	816.00	\$1,168	\$1.43	\$1.15
			2	816.00	\$1,168	\$1.43	\$1.15

	SERVICE WIRE, NO. 2 AWG / LF						
	701210P	2021Q3	2	624.00	\$4,841	\$7.76	\$8.06
		2022Q2	1	205.00	\$1,025	\$5.00	\$21.67
			3	829.00	\$5,866	\$7.08	\$11.42

WEIGHTED AVERAGE ITEM PRICE REPORT
BY REGION, ITEM, AND QUARTER

REGION	ITEM	CALENDAR QUARTER	NUMBER OF OCCUR'S	TOTAL QUANTITY	TOTAL DOLLARS	AVERAGE AWARDED PRICE	AVERAGE OF LOW 3 BIDDERS
S	SERVICE WIRE, NO. 6 AWG / LF						
	701213P	2022Q2	1	142.00	\$355	\$2.50	\$3.14
			1	142.00	\$355	\$2.50	\$3.14

	MODIFY EXISTING LOAD CENTER / LS						
	701375P	2021Q3	1	1.00	\$2,200	\$2,200.00	\$2,266.67
			1	1.00	\$2,200	\$2,200.00	\$2,266.67

	CONTROLLER, 8 PHASE / U						
	702009M	2022Q2	1	1.00	\$17,500	\$17,500.00	\$19,313.33
			1	1.00	\$17,500	\$17,500.00	\$19,313.33

	TRAFFIC SIGNAL STANDARD, ALUMINUM / U						
	702012M	2021Q3	1	5.00	\$30,800	\$6,160.00	\$7,875.00
		2022Q2	1	4.00	\$13,280	\$3,320.00	\$3,500.00
			2	9.00	\$44,080	\$4,897.78	\$5,930.56

	SIGNAL STANDARD GREATER 50 FOOT, STEEL / U						
	702014M	2022Q2	1	2.00	\$37,490	\$18,745.00	\$19,575.00
			1	2.00	\$37,490	\$18,745.00	\$19,575.00

	PEDESTRIAN SIGNAL STANDARD / U						
	702018M	2022Q2	1	3.00	\$3,300	\$1,100.00	\$1,032.67
			1	3.00	\$3,300	\$1,100.00	\$1,032.67

	TRAFFIC SIGNAL MAST ARM, ALUMINUM / U						
	702021M	2022Q2	1	2.00	\$9,200	\$4,600.00	\$3,526.67
			1	2.00	\$9,200	\$4,600.00	\$3,526.67

WEIGHTED AVERAGE ITEM PRICE REPORT
BY REGION, ITEM, AND QUARTER

REGION	ITEM	CALENDAR QUARTER	NUMBER OF OCCUR'S	TOTAL QUANTITY	TOTAL DOLLARS	AVERAGE AWARDED PRICE	AVERAGE OF LOW 3 BIDDERS
S	TRAFFIC ARM GREATER THAN 50 FOOT, STEEL / U						
	702025M	2022Q2	1	2.00	\$70,600	\$35,300.00	\$34,713.33
			1	2.00	\$70,600	\$35,300.00	\$34,713.33
	TRAFFIC SIGNAL CABLE, 2 CONDUCTOR / LF						
	702027P	2022Q2	1	1,114.00	\$2,562	\$2.30	\$1.63
			1	1,114.00	\$2,562	\$2.30	\$1.63
	TRAFFIC SIGNAL CABLE, 5 CONDUCTOR / LF						
	702030P	2022Q2	1	1,447.00	\$4,124	\$2.85	\$2.29
			1	1,447.00	\$4,124	\$2.85	\$2.29
	TRAFFIC SIGNAL CABLE, 10 CONDUCTOR / LF						
	702033P	2022Q2	1	2,333.00	\$8,982	\$3.85	\$4.28
			1	2,333.00	\$8,982	\$3.85	\$4.28
	TRAFFIC SIGNAL HEAD / U						
	702036M	2022Q2	1	16.00	\$23,200	\$1,450.00	\$1,576.67
			1	16.00	\$23,200	\$1,450.00	\$1,576.67
	PEDESTRIAN SIGNAL HEAD / U						
	702039M	2022Q2	1	4.00	\$3,540	\$885.00	\$988.33
			1	4.00	\$3,540	\$885.00	\$988.33
	PUSH BUTTON / U						
	702042M	2022Q2	1	4.00	\$1,880	\$470.00	\$429.67
			1	4.00	\$1,880	\$470.00	\$429.67

WEIGHTED AVERAGE ITEM PRICE REPORT
 BY REGION, ITEM, AND QUARTER

REGION	ITEM	CALENDAR QUARTER	NUMBER OF OCCUR'S	TOTAL QUANTITY	TOTAL DOLLARS	AVERAGE AWARDED PRICE	AVERAGE OF LOW 3 BIDDERS
S	IMAGE DETECTOR / U						
	702045M	2021Q3	1	14.00	\$322,000	\$23,000.00	\$25,110.00
			1	14.00	\$322,000	\$23,000.00	\$25,110.00

	RADAR DETECTOR / U						
	702046M	2022Q2	1	4.00	\$34,360	\$8,590.00	\$8,866.67
			1	4.00	\$34,360	\$8,590.00	\$8,866.67

	GENERATOR AUXILIARY CABINET / U						
	702050M	2021Q3	1	4.00	\$36,260	\$9,065.00	\$11,507.50
		2022Q2	1	1.00	\$8,545	\$8,545.00	\$7,711.67
			2	5.00	\$44,805	\$8,961.00	\$10,748.33

	INTERIM TRAFFIC SIGNAL SYSTEM, LOCATION / LS						
	702057M	2021Q3	4	4.00	\$4	\$1.00	\$0.51
		2022Q2	1	1.00	\$14,300	\$14,300.00	\$33,616.67
			5	5.00	\$14,304	\$2,860.80	\$6,723.74

	CONTROLLER TURN-ON / U						
	702060M	2022Q2	1	1.00	\$14,000	\$14,000.00	\$8,920.00
			1	1.00	\$14,000	\$14,000.00	\$8,920.00

	LIGHTING STANDARD ALUMINUM / U						
	703003M	2021Q3	1	35.00	\$98,000	\$2,800.00	\$2,866.67
		2022Q2	1	1.00	\$2,525	\$2,525.00	\$2,575.00
			2	36.00	\$100,525	\$2,792.36	\$2,858.56

WEIGHTED AVERAGE ITEM PRICE REPORT
 BY REGION, ITEM, AND QUARTER

REGION	ITEM	CALENDAR QUARTER	NUMBER OF OCCUR'S	TOTAL QUANTITY	TOTAL DOLLARS	AVERAGE AWARDED PRICE	AVERAGE OF LOW 3 BIDDERS
S	LIGHTING MAST ARM ALUMINUM / U						
	703012M	2021Q3	1	5.00	\$3,250	\$650.00	\$680.00
			1	5.00	\$3,250	\$650.00	\$680.00
	LUMINAIRE / U						
	703018M	2021Q3	1	35.00	\$47,250	\$1,350.00	\$1,416.67
		2022Q2	1	4.00	\$10,520	\$2,630.00	\$2,413.33
			2	39.00	\$57,770	\$1,481.28	\$1,518.89
	SIGN LIGHTING, STRUCTURE NO. ___ / LS						
	703021M	2021Q3	2	2.00	\$53,000	\$26,500.00	\$27,833.33
			2	2.00	\$53,000	\$26,500.00	\$27,833.33
	UNDERDECK LIGHTING TYPE W / U						
	703024M	2021Q3	1	4.00	\$9,600	\$2,400.00	\$2,450.00
			1	4.00	\$9,600	\$2,400.00	\$2,450.00
	TEMPORARY HIGHWAY LIGHTING SYSTEM / LS						
	703033P	2021Q3	1	1.00	\$100,000	\$100,000	\$147,333
			1	1.00	\$100,000	\$100,000	\$147,333
	ITS CONDUIT, TYPE A / LF						
	704002M	2021Q3	2	2,589.00	\$139,785	\$53.99	\$51.20
			2	2,589.00	\$139,785	\$53.99	\$51.20
	JUNCTION BOX ITS TYPE A / U						
	704003M	2021Q3	2	8.00	\$45,420	\$5,677.50	\$6,160.83
			2	8.00	\$45,420	\$5,677.50	\$6,160.83

WEIGHTED AVERAGE ITEM PRICE REPORT
 BY REGION, ITEM, AND QUARTER

REGION	ITEM	CALENDAR QUARTER	NUMBER OF OCCUR'S	TOTAL QUANTITY	TOTAL DOLLARS	AVERAGE AWARDED PRICE	AVERAGE OF LOW 3 BIDDERS
S	JUNCTION BOX ITS REMOVAL / U						
	704004M	2021Q3	1	2.00	\$900	\$450.00	\$763.33
			1	2.00	\$900	\$450.00	\$763.33
	JUNCTION BOX ITS TYPE B / U						
	704006M	2021Q3	1	5.00	\$55,325	\$11,065.00	\$21,122.50
			1	5.00	\$55,325	\$11,065.00	\$21,122.50
	JUNCTION BOX ITS TYPE C / U						
	704009M	2021Q3	2	13.00	\$39,300	\$3,023.08	\$3,019.23
			2	13.00	\$39,300	\$3,023.08	\$3,019.23
	METER CABINET ITS / U						
	704011M	2021Q3	2	7.00	\$38,950	\$5,564.29	\$5,442.86
			2	7.00	\$38,950	\$5,564.29	\$5,442.86
	FOUNDATION, ITS / U						
	704014M	2021Q3	2	7.00	\$16,350	\$2,335.71	\$2,559.52
			2	7.00	\$16,350	\$2,335.71	\$2,559.52
	FOUNDATION ITS TYPE D / U						
	704024M	2021Q3	1	1.00	\$3,000	\$3,000.00	\$3,133.33
			1	1.00	\$3,000	\$3,000.00	\$3,133.33
	CONTROLLER MODIFICATIONS, TYPE ___ / U						
	704032M	2021Q3	1	4.00	\$352,900	\$88,225.00	\$91,107.50
			1	4.00	\$352,900	\$88,225.00	\$91,107.50

WEIGHTED AVERAGE ITEM PRICE REPORT
BY REGION, ITEM, AND QUARTER

REGION	ITEM	CALENDAR QUARTER	NUMBER OF OCCUR'S	TOTAL QUANTITY	TOTAL DOLLARS	AVERAGE AWARDED PRICE	AVERAGE OF LOW 3 BIDDERS
S	CONTROL CENTER SYSTEM, LOCATION NO. ___ / LS						
	704033P	2021Q3	2	2.00	\$188,700	\$94,350.00	\$96,035.00
			2	2.00	\$188,700	\$94,350.00	\$96,035.00

	FIBER OPTIC CABLE TYPE E / LF						
	704078P	2021Q3	1	5,714.00	\$104,281	\$18.25	\$10.85
			1	5,714.00	\$104,281	\$18.25	\$10.85

	CONTROLLER, CTSS TURN ON / U						
	704090M	2021Q3	1	4.00	\$18,860	\$4,715.00	\$8,022.50
			1	4.00	\$18,860	\$4,715.00	\$8,022.50

	WIM ROADWAY DEVICES 1 LANES / U						
	704189M	2022Q1	1	4.00	\$100,000	\$25,000.00	\$25,750.00
		2022Q2	1	6.00	\$272,326	\$45,387.60	\$45,387.60
			2	10.00	\$372,326	\$37,232.56	\$37,532.56

	TVS ROADWAY LOOPS ___ LANES / U						
	704203M	2021Q3	1	4.00	\$42,586	\$10,646.50	\$10,646.50
			1	4.00	\$42,586	\$10,646.50	\$10,646.50

	ROADSIDE UNIT / U						
	704237M	2021Q3	1	8.00	\$288,000	\$36,000.00	\$37,670.00
			1	8.00	\$288,000	\$36,000.00	\$37,670.00

	SYSTEM DETECTOR, TYPE ___ / U						
	704300M	2021Q3	1	5.00	\$380,000	\$76,000.00	\$78,955.00
			1	5.00	\$380,000	\$76,000.00	\$78,955.00

WEIGHTED AVERAGE ITEM PRICE REPORT
 BY REGION, ITEM, AND QUARTER

REGION	ITEM	CALENDAR QUARTER	NUMBER OF OCCUR'S	TOTAL QUANTITY	TOTAL DOLLARS	AVERAGE AWARDED PRICE	AVERAGE OF LOW 3 BIDDERS
S	BEFORE AND AFTER TRAFFIC STUDIES / L S						
	704340M	2021Q3	1	1.00	\$97,600	\$97,600.00	\$100,510
			1	1.00	\$97,600	\$97,600.00	\$100,510

	TRIMMING EXISTING TREE, OVER 6" TO 12" D / U						
	802003M	2022Q1	1	25.00	\$625	\$25.00	\$72.50
			1	25.00	\$625	\$25.00	\$72.50

	TRIMMING EXISTING TREE, OVER 12" TO 18" / U						
	802006M	2022Q1	1	3.00	\$75	\$25.00	\$72.50
			1	3.00	\$75	\$25.00	\$72.50

	TRIMMING EXISTING TREE, OVER 18" TO 24" / U						
	802009M	2022Q1	1	3.00	\$75	\$25.00	\$72.50
			1	3.00	\$75	\$25.00	\$72.50

	TRIMMING EXISTING TREE, OVER 24" TO 30" / U						
	802012M	2022Q1	1	3.00	\$75	\$25.00	\$72.50
			1	3.00	\$75	\$25.00	\$72.50

	TRIMMING EXISTING TREE, OVER 30" TO 36" / U						
	802015M	2022Q1	1	3.00	\$75	\$25.00	\$72.50
			1	3.00	\$75	\$25.00	\$72.50

	TRIMMING EXISTING TREE, OVER 36" DIAMETE / U						
	802018M	2022Q1	1	3.00	\$75	\$25.00	\$72.50
			1	3.00	\$75	\$25.00	\$72.50

WEIGHTED AVERAGE ITEM PRICE REPORT
BY REGION, ITEM, AND QUARTER

REGION	ITEM	CALENDAR QUARTER	NUMBER OF OCCUR'S	TOTAL QUANTITY	TOTAL DOLLARS	AVERAGE AWARDED PRICE	AVERAGE OF LOW 3 BIDDERS
S	TREE REMOVAL, OVER 6" TO 12" DIAMETER / U						
	802021M	2021Q3	1	7.00	\$3,500	\$500.00	\$500.00
		2022Q1	1	25.00	\$1,250	\$50.00	\$175.00
			2	32.00	\$4,750	\$148.44	\$246.09
	TREE REMOVAL, OVER 12" TO 18" DIAMETER / U						
	802024M	2021Q3	1	8.00	\$8,800	\$1,100.00	\$1,050.00
		2022Q1	1	3.00	\$300	\$100.00	\$200.00
			2	11.00	\$9,100	\$827.27	\$818.18
	TREE REMOVAL, OVER 18" TO 24" DIAMETER / U						
	802027M	2021Q3	1	1.00	\$1,800	\$1,800.00	\$1,650.00
		2022Q1	1	3.00	\$750	\$250.00	\$275.00
			2	4.00	\$2,550	\$637.50	\$618.75
	TREE REMOVAL, OVER 24" TO 30" DIAMETER / U						
	802030M	2022Q1	1	3.00	\$1,800	\$600.00	\$450.00
			1	3.00	\$1,800	\$600.00	\$450.00
	TREE REMOVAL, OVER 30" TO 36" DIAMETER / U						
	802033M	2022Q1	1	3.00	\$2,700	\$900.00	\$600.00
			1	3.00	\$2,700	\$900.00	\$600.00
	TREE REMOVAL, OVER 36" DIAMETER / U						
	802036M	2022Q1	1	3.00	\$3,300	\$1,100.00	\$700.00
			1	3.00	\$3,300	\$1,100.00	\$700.00

WEIGHTED AVERAGE ITEM PRICE REPORT
BY REGION, ITEM, AND QUARTER

REGION	ITEM	CALENDAR QUARTER	NUMBER OF OCCUR'S	TOTAL QUANTITY	TOTAL DOLLARS	AVERAGE AWARDED PRICE	AVERAGE OF LOW 3 BIDDERS
S	TOPSOIL SPREADING ___" THICK / SY						
	804000P	2021Q3	1	16,667.00	\$41,668	\$2.50	\$5.93
		2022Q1	5	13,064.00	\$9,216	\$0.71	\$1.69
		2022Q2	2	6,575.00	\$32,875	\$5.00	\$3.94
			8	36,306.00	\$83,759	\$2.31	\$4.05
	TOPSOILING, 4" THICK / SY						
	804006P	2021Q3	1	100.00	\$1,025	\$10.25	\$8.13
			1	100.00	\$1,025	\$10.25	\$8.13
	PLANT PIT SOIL / CY						
	804014P	2021Q3	1	22.00	\$1,870	\$85.00	\$81.00
			1	22.00	\$1,870	\$85.00	\$81.00
	BORROW TOPSOIL / CY						
	804015P	2021Q3	2	871.00	\$48,205	\$55.34	\$54.81
		2022Q1	5	2,830.00	\$8,255	\$2.92	\$19.83
		2022Q2	2	1,144.00	\$57,300	\$50.09	\$45.39
			9	4,845.00	\$113,760	\$23.48	\$32.15
	TURF REPAIR STRIP / LF						
	805003M	2021Q3	1	504.00	\$5,040	\$10.00	\$12.50
		2022Q1	5	16,000.00	\$14,100	\$0.88	\$3.33
		2022Q2	2	4,236.00	\$88,807	\$20.96	\$20.96
			8	20,740.00	\$107,947	\$5.20	\$7.16
	STABILIZED TURF / SY						
	805005M	2021Q4	1	858.00	\$63,209	\$73.67	\$73.67

(item continued)

WEIGHTED AVERAGE ITEM PRICE REPORT
 BY REGION, ITEM, AND QUARTER

REGION	ITEM	CALENDAR QUARTER	NUMBER OF OCCUR'S	TOTAL QUANTITY	TOTAL DOLLARS	AVERAGE AWARDED PRICE	AVERAGE OF LOW 3 BIDDERS
S	STABILIZED TURF / SY						
	805005M	2022Q2	1	199.00	\$21,038	\$105.72	\$105.72
			2	1,057.00	\$84,247	\$79.70	\$79.70

	FERTILIZING AND SEEDING, TYPE A / SY						
	806003P	2022Q1	2	10,000.00	\$100	\$0.01	\$0.01
			2	10,000.00	\$100	\$0.01	\$0.01

	FERTILIZING AND SEEDING, TYPE A-3 / SY						
	806006P	2021Q3	2	8,910.00	\$12,794	\$1.44	\$2.13
		2022Q1	3	3,064.00	\$1,151	\$0.38	\$1.00
		2022Q2	1	6,445.00	\$8,056	\$1.25	\$1.57
			6	18,419.00	\$22,001	\$1.19	\$1.75

	FERTILIZING AND SEEDING, TYPE F / SY						
	806018P	2021Q3	1	784.00	\$1,372	\$1.75	\$2.72
		2022Q2	2	309.00	\$179	\$0.58	\$1.80
			3	1,093.00	\$1,551	\$1.42	\$2.46

	FERTILIZING AND SEEDING, TYPE W / SY						
	806024P	2021Q3	1	453.00	\$1,133	\$2.50	\$2.65
			1	453.00	\$1,133	\$2.50	\$2.65

	WILDFLOWER SEEDING / SY						
	806030P	2021Q3	1	1,619.00	\$2,429	\$1.50	\$2.42
			1	1,619.00	\$2,429	\$1.50	\$2.42

WEIGHTED AVERAGE ITEM PRICE REPORT
 BY REGION, ITEM, AND QUARTER

REGION	ITEM	CALENDAR QUARTER	NUMBER OF OCCUR'S	TOTAL QUANTITY	TOTAL DOLLARS	AVERAGE AWARDED PRICE	AVERAGE OF LOW 3 BIDDERS
S	FERTILIZING AND SEEDING, LOW MAINTENANCE / SY						
	806033P	2022Q2	1	157.00	\$785	\$5.00	\$5.33
			1	157.00	\$785	\$5.00	\$5.33
	TOPSOIL STABILIZATION, TYPE 3 MAT / SY						
	807009M	2021Q3	1	1,417.00	\$6,377	\$4.50	\$5.65
			1	1,417.00	\$6,377	\$4.50	\$5.65
	STRAW MULCHING / SY						
	809003M	2021Q3	2	1,719.00	\$2,351	\$1.37	\$1.51
		2022Q1	5	13,064.00	\$340	\$0.03	\$0.33
		2022Q2	2	6,602.00	\$5,619	\$0.85	\$1.01
			9	21,385.00	\$8,310	\$0.39	\$0.64
	FIBER MULCHING / SY						
	809006M	2021Q3	1	8,810.00	\$8,810	\$1.00	\$1.90
			1	8,810.00	\$8,810	\$1.00	\$1.90
	WOOD MULCHING / SY						
	809018M	2021Q3	1	54.00	\$540	\$10.00	\$11.20
			1	54.00	\$540	\$10.00	\$11.20
	MOWING / ACRE						
	810003M	2021Q3	1	4.00	\$2,600	\$650.00	\$620.00
			1	4.00	\$2,600	\$650.00	\$620.00

WEIGHTED AVERAGE ITEM PRICE REPORT
 BY REGION, ITEM, AND QUARTER

REGION	ITEM	CALENDAR QUARTER	NUMBER OF OCCUR'S	TOTAL QUANTITY	TOTAL DOLLARS	AVERAGE AWARDED PRICE	AVERAGE OF LOW 3 BIDDERS
S	LARGE DECIDUOUS TREE, 2-2 1/2" CALIPER, / U						
	811006M	2021Q3	1	9.00	\$4,950	\$550.00	\$582.67
			1	9.00	\$4,950	\$550.00	\$582.67
	SMALL DECIDUOUS TREE, 2-2 1/2" CALIPER, / U						
	811024M	2021Q3	1	23.00	\$12,650	\$550.00	\$562.67
			1	23.00	\$12,650	\$550.00	\$562.67
	SMALL DECIDUOUS TREE, 7-8' HIGH, B&B / U						
	811031M	2021Q3	1	9.00	\$4,500	\$500.00	\$507.00
			1	9.00	\$4,500	\$500.00	\$507.00
	EVERGREEN TREE, 6-7' HIGH, B&B / U						
	811039M	2021Q3	1	15.00	\$6,750	\$450.00	\$476.67
			1	15.00	\$6,750	\$450.00	\$476.67
	DECIDUOUS SHRUB, 4-5' HIGH, B&B / U						
	811056M	2021Q3	1	19.00	\$4,275	\$225.00	\$223.33
			1	19.00	\$4,275	\$225.00	\$223.33
	PLANT ESTABLISHMENT PERIOD / LS						
	811138M	2021Q3	1	1.00	\$10,000	\$10,000.00	\$20,333.33
			1	1.00	\$10,000	\$10,000.00	\$20,333.33
	WATERING / MG						
	811165M	2021Q3	1	5.00	\$1,250	\$250.00	\$314.00
			1	5.00	\$1,250	\$250.00	\$314.00

WEIGHTED AVERAGE ITEM PRICE REPORT
 BY REGION, ITEM, AND QUARTER

REGION	ITEM	CALENDAR QUARTER	NUMBER OF OCCUR'S	TOTAL QUANTITY	TOTAL DOLLARS	AVERAGE AWARDED PRICE	AVERAGE OF LOW 3 BIDDERS
S	MISCELLANEOUS CONCRETE / CY						
	903006M	2022Q1	1	20.00	\$5,000	\$250.00	\$500.00
			1	20.00	\$5,000	\$250.00	\$500.00

	NO ITEM / U						
	999999P	2021Q3	1	1.00	\$13	\$13.00	\$13.00
			1	1.00	\$13	\$13.00	\$13.00

	INSPECTION OF UNITS / U						
	MMA001M	2022Q1	1	15.00	\$15,000	\$1,000.00	\$1,000.00
			1	15.00	\$15,000	\$1,000.00	\$1,000.00

	BRIDGE HEADER REPAIR / LF						
	MMB070M	2021Q4	1	2,200.00	\$209,000	\$95.00	\$138.33
			1	2,200.00	\$209,000	\$95.00	\$138.33

	CONCRETE BALUSTRADE REPAIR / LF						
	MMB076M	2021Q4	1	1,000.00	\$100,000	\$100.00	\$148.33
			1	1,000.00	\$100,000	\$100.00	\$148.33

	REPAIR CONCRETE CURB / LF						
	MMB077M	2021Q4	1	1,000.00	\$112,000	\$112.00	\$129.00
			1	1,000.00	\$112,000	\$112.00	\$129.00

	FLOODLIGHTS FOR NIGHTTIME OPERATION / U						
	MMB085M	2021Q4	1	8.00	\$8,000	\$1,000.00	\$683.33
			1	8.00	\$8,000	\$1,000.00	\$683.33

WEIGHTED AVERAGE ITEM PRICE REPORT
 BY REGION, ITEM, AND QUARTER

REGION	ITEM	CALENDAR QUARTER	NUMBER OF OCCUR'S	TOTAL QUANTITY	TOTAL DOLLARS	AVERAGE AWARDED PRICE	AVERAGE OF LOW 3 BIDDERS
S	DECK CORROSION INHIBITOR / SY						
	MMB086M	2021Q4	1	300,000.00	\$1,650,000	\$5.50	\$7.08
			1	300,000.00	\$1,650,000	\$5.50	\$7.08
	DECK JOINT RESEAL (SILICON) / LF						
	MMB087M	2021Q4	1	5,500.00	\$231,000	\$42.00	\$86.17
			1	5,500.00	\$231,000	\$42.00	\$86.17
	BRIDGE DECK CRACK SEALING / LF						
	MMB088M	2021Q4	1	5,000.00	\$27,500	\$5.50	\$17.83
			1	5,000.00	\$27,500	\$5.50	\$17.83
	DECK JOINT REPAIR / LF						
	MMB089M	2021Q4	1	1,000.00	\$195,000	\$195.00	\$265.00
			1	1,000.00	\$195,000	\$195.00	\$265.00
	DECK JOINT RESEAL (RUBBER ASPHALT) / LF						
	MMB090M	2021Q4	1	2,500.00	\$45,000	\$18.00	\$11.33
			1	2,500.00	\$45,000	\$18.00	\$11.33
	FORCE ACCOUNT LABOR, EQUIPMENT & MATERIA / DOLL						
	MMB091M	2022Q1	1	80,000.00	\$80,000	\$1.00	\$1.00
			1	80,000.00	\$80,000	\$1.00	\$1.00
	CREW COORDINATOR / HOUR						
	MMB092M	2021Q4	4	440.00	\$55,000	\$125.00	\$125.00
			4	440.00	\$55,000	\$125.00	\$125.00

WEIGHTED AVERAGE ITEM PRICE REPORT
BY REGION, ITEM, AND QUARTER

REGION	ITEM	CALENDAR QUARTER	NUMBER OF OCCUR'S	TOTAL QUANTITY	TOTAL DOLLARS	AVERAGE AWARDED PRICE	AVERAGE OF LOW 3 BIDDERS
S	POWER TOOL CLEANING AND PAINTING / SF						
	MMB135M	2021Q4	1	10,000.00	\$380,000	\$38.00	\$61.33
			1	10,000.00	\$380,000	\$38.00	\$61.33
	LANE CLOSURES / HOUR						
	MMB172M	2021Q4	5	12,400.00	\$617,589	\$49.81	\$53.83
			5	12,400.00	\$617,589	\$49.81	\$53.83
	SOLID WASTE DISPOSAL / DOLL						
	MMB173M	2021Q4	5	66,000.00	\$66,000	\$1.00	\$1.00
			5	66,000.00	\$66,000	\$1.00	\$1.00
	REPAIR CATEGORY "A" / HOUR						
	MMB181M	2022Q1	1	120.00	\$156,000	\$1,300.00	\$1,266.67
			1	120.00	\$156,000	\$1,300.00	\$1,266.67
	DIVING CREW / HOUR						
	MMB185M	2021Q4	1	1,400.00	\$504,252	\$360.18	\$371.39
			1	1,400.00	\$504,252	\$360.18	\$371.39
	LABOR CREW / HOUR						
	MMB186M	2021Q4	13	19,425.00	\$10,503,005	\$540.70	\$591.57
			13	19,425.00	\$10,503,005	\$540.70	\$591.57
	RAILROAD SERVICES / DOLL						
	MMB188M	2021Q4	1	250,000.00	\$250,000	\$1.00	\$1.00
			1	250,000.00	\$250,000	\$1.00	\$1.00

WEIGHTED AVERAGE ITEM PRICE REPORT
BY REGION, ITEM, AND QUARTER

REGION	ITEM	CALENDAR QUARTER	NUMBER OF OCCUR'S	TOTAL QUANTITY	TOTAL DOLLARS	AVERAGE AWARDED PRICE	AVERAGE OF LOW 3 BIDDERS
S	BRIDGE DECK POWER WASHING / SY						
	MMB201M	2021Q4	1	600,000.00	\$1,200,000	\$2.00	\$2.33
			1	600,000.00	\$1,200,000	\$2.00	\$2.33
	METHACRYLATE FLOOD COAT / SY						
	MMB203M	2021Q4	1	30,000.00	\$1,440,000	\$48.00	\$57.67
			1	30,000.00	\$1,440,000	\$48.00	\$57.67
	FLEXIBLE DELINEATORS, PARAPET MOUNTED / U						
	MMB215M	2021Q4	1	1,000.00	\$32,000	\$32.00	\$34.00
			1	1,000.00	\$32,000	\$32.00	\$34.00
	CLEARING SITE / MILE						
	MMD035M	2021Q4	1	1,250.00	\$475,000	\$380.00	\$166.67
			1	1,250.00	\$475,000	\$380.00	\$166.67
	RETROFIT COVER PLATE FOR INLET CURB PIEC / U						
	MMD042M	2022Q1	3	34.00	\$7,000	\$205.88	\$400.24
			3	34.00	\$7,000	\$205.88	\$400.24
	RADAR DETECTION SYSTEM, 1 RADAR / U						
	MME143M	2022Q1	1	1.00	\$10,500	\$10,500.00	\$9,953.33
			1	1.00	\$10,500	\$10,500.00	\$9,953.33
	RADAR DETECTION SYSTEM, 2 RADAR / U						
	MME144M	2022Q1	3	13.00	\$252,000	\$19,384.62	\$19,434.21
			3	13.00	\$252,000	\$19,384.62	\$19,434.21

WEIGHTED AVERAGE ITEM PRICE REPORT
BY REGION, ITEM, AND QUARTER

REGION	ITEM	CALENDAR QUARTER	NUMBER OF OCCUR'S	TOTAL QUANTITY	TOTAL DOLLARS	AVERAGE AWARDED PRICE	AVERAGE OF LOW 3 BIDDERS
S	RADAR DETECTION SYSTEM, 3 RADAR / U						
	MME145M	2022Q1	1	1.00	\$30,000	\$30,000.00	\$30,000.00
			1	1.00	\$30,000	\$30,000.00	\$30,000.00
	TRAFFIC CONTROL TRUCK WITH MOUNTED CRASH / DAY						
	MMG008M	2022Q1	2	1,000.00	\$10,000	\$10.00	\$6.25
			2	1,000.00	\$10,000	\$10.00	\$6.25
	E-Z PASS / DOLL						
	MMG009M	2021Q4	2	5,721.00	\$8,220	\$1.44	\$1.44
			2	5,721.00	\$8,220	\$1.44	\$1.44
	TELEPHONE SERVICE / DOLL						
	MMG010M	2021Q4	5	7,000.00	\$7,000	\$1.00	\$1.00
		2022Q1	1	1,000.00	\$1,000	\$1.00	\$1.00
			6	8,000.00	\$8,000	\$1.00	\$1.00
	FIELD OFFICE EQUIPMENT / DOLL						
	MMG018M	2022Q1	2	1,500.00	\$1,500	\$1.00	\$1.00
			2	1,500.00	\$1,500	\$1.00	\$1.00
	FIBER REINFORCED POLYMER CARBON WRAP / SF						
	MMG024M	2021Q4	1	7,500.00	\$150,000	\$20.00	\$93.33
			1	7,500.00	\$150,000	\$20.00	\$93.33
	OVERTIME DIFFERENTIAL (OD) / DOLL						
	MMG025M	2021Q4	5	245,000.00	\$245,000	\$1.00	\$1.00
			5	245,000.00	\$245,000	\$1.00	\$1.00

WEIGHTED AVERAGE ITEM PRICE REPORT
BY REGION, ITEM, AND QUARTER

REGION	ITEM	CALENDAR QUARTER	NUMBER OF OCCUR'S	TOTAL QUANTITY	TOTAL DOLLARS	AVERAGE AWARDED PRICE	AVERAGE OF LOW 3 BIDDERS
S	STEEL POST FOR END TREATMENT / U						
	MMG030M	2022Q1	1	65.00	\$29,250	\$450.00	\$358.67
			1	65.00	\$29,250	\$450.00	\$358.67
	ATTACHMENT TO STRUCTURE / LF						
	MMG032M	2022Q1	2	25.00	\$1,015	\$40.60	\$110.40
			2	25.00	\$1,015	\$40.60	\$110.40
	ATTACHMENT TO STRUCTURE / U						
	MMG033M	2022Q1	1	10.00	\$10	\$1.00	\$70.67
			1	10.00	\$10	\$1.00	\$70.67
	RIPRAP STONE SLOPE PROTECTION / T						
	MMG036M	2022Q1	2	100.00	\$1	\$0.01	\$0.01
			2	100.00	\$1	\$0.01	\$0.01
	POLYMER STRUCTURAL WALE / LF						
	MMG039M	2021Q4	1	100.00	\$50,000	\$500.00	\$456.67
			1	100.00	\$50,000	\$500.00	\$456.67
	CONNECTING WALKWAY / LF						
	MMG041M	2021Q4	1	200.00	\$96,000	\$480.00	\$366.67
			1	200.00	\$96,000	\$480.00	\$366.67
	CLEAN TIDE CLEARANCE GAUGE / U						
	MMG045M	2021Q4	1	1,200.00	\$480,000	\$400.00	\$358.33
			1	1,200.00	\$480,000	\$400.00	\$358.33

WEIGHTED AVERAGE ITEM PRICE REPORT
 BY REGION, ITEM, AND QUARTER

REGION	ITEM	CALENDAR QUARTER	NUMBER OF OCCUR'S	TOTAL QUANTITY	TOTAL DOLLARS	AVERAGE AWARDED PRICE	AVERAGE OF LOW 3 BIDDERS
S	PARAPET AND BALUSTRADE CRACK SEALING / LF						
	MMG046M	2021Q4	1	1,000.00	\$25,000	\$25.00	\$46.67
			1	1,000.00	\$25,000	\$25.00	\$46.67
	CONCRETE PARAPET REPAIR / SF						
	MMG047M	2021Q4	1	500.00	\$82,500	\$165.00	\$151.67
			1	500.00	\$82,500	\$165.00	\$151.67
	RE-SEAL BASE PLATES / U						
	MMG049M	2021Q4	1	8,000.00	\$160,000	\$20.00	\$71.67
			1	8,000.00	\$160,000	\$20.00	\$71.67
	WORKER, TYPE "A" / HOUR						
	MMG054M	2021Q4	5	3,750.00	\$287,989	\$76.80	\$88.58
			5	3,750.00	\$287,989	\$76.80	\$88.58
	WORKER, TYPE "B" / HOUR						
	MMG057M	2021Q4	5	3,750.00	\$459,701	\$122.59	\$145.25
			5	3,750.00	\$459,701	\$122.59	\$145.25
	DISPOSAL OF REGULATED MATERIAL HAZARDOUS / DOLL						
	MMG064M	2021Q4	5	125,000.00	\$125,000	\$1.00	\$1.00
			5	125,000.00	\$125,000	\$1.00	\$1.00
	TRUCK DRIVER / HOUR						
	MMG078M	2021Q4	2	800.00	\$122,800	\$153.50	\$149.17
			2	800.00	\$122,800	\$153.50	\$149.17

WEIGHTED AVERAGE ITEM PRICE REPORT
 BY REGION, ITEM, AND QUARTER

REGION	ITEM	CALENDAR QUARTER	NUMBER OF OCCUR'S	TOTAL QUANTITY	TOTAL DOLLARS	AVERAGE AWARDED PRICE	AVERAGE OF LOW 3 BIDDERS
S	CONTAINMENT SYSTEM / LS						
	MMG082M	2021Q4	7	7.00	\$151,500	\$21,642.86	\$35,076.62
			7	7.00	\$151,500	\$21,642.86	\$35,076.62
	SSPC, BLAST/PRIME / LS						
	MMG083M	2021Q4	7	7.00	\$1,515,000	\$216,429	\$149,051
			7	7.00	\$1,515,000	\$216,429	\$149,051
	SSPC, STRIPE/INTERMEDIATE / LS						
	MMG084M	2021Q4	7	7.00	\$757,500	\$108,214	\$121,380
			7	7.00	\$757,500	\$108,214	\$121,380
	SSPC, FINISH / LS						
	MMG085M	2021Q4	7	7.00	\$484,800	\$69,257.14	\$101,762
			7	7.00	\$484,800	\$69,257.14	\$101,762
	TESTING, IF AND WHERE DIRECTED / DOLL						
	MMG086M	2021Q4	1	10,000.00	\$10,000	\$1.00	\$1.00
			1	10,000.00	\$10,000	\$1.00	\$1.00
	CONSTRUCTION LAYOUT / DAY						
	MMR001M	2022Q1	2	40.00	\$1,500	\$37.50	\$19.25
			2	40.00	\$1,500	\$37.50	\$19.25
	SPECIAL MOBILIZATION / U						
	MMR005M	2022Q1	1	10.00	\$20,000	\$2,000.00	\$2,000.00
			1	10.00	\$20,000	\$2,000.00	\$2,000.00

WEIGHTED AVERAGE ITEM PRICE REPORT
BY REGION, ITEM, AND QUARTER

REGION	ITEM	CALENDAR QUARTER	NUMBER OF OCCUR'S	TOTAL QUANTITY	TOTAL DOLLARS	AVERAGE AWARDED PRICE	AVERAGE OF LOW 3 BIDDERS
S	EMERGENCY MOBILIZATION / U						
	MMR006M	2022Q1	4	51.00	\$245,000	\$4,803.92	\$4,761.03
			4	51.00	\$245,000	\$4,803.92	\$4,761.03
	ATTACHMENT TO STRUCTURE, TYPE A / U						
	MMR047M	2022Q1	1	5.00	\$13,500	\$2,700.00	\$2,483.33
			1	5.00	\$13,500	\$2,700.00	\$2,483.33
	ATTACHMENT TO STRUCTURE, TYPE B / U						
	MMR048M	2022Q1	1	5.00	\$400	\$80.00	\$743.33
			1	5.00	\$400	\$80.00	\$743.33
	BUFFER END PIECES FOR END TREATMENTS / U						
	MMR055M	2022Q1	1	20.00	\$20	\$1.00	\$67.00
			1	20.00	\$20	\$1.00	\$67.00
	WOODEN POSTS FOR END TREATMENTS / U						
	MMR056M	2022Q1	1	25.00	\$2,500	\$100.00	\$125.00
			1	25.00	\$2,500	\$100.00	\$125.00
	RAIL ELEMENTS FOR END TREATMENTS / U						
	MMR057M	2022Q1	1	55.00	\$88,000	\$1,600.00	\$850.00
			1	55.00	\$88,000	\$1,600.00	\$850.00
	REFLECTIVE SHEETING FOR END TREATMENTS / SF						
	MMR058M	2022Q1	1	50.00	\$50	\$1.00	\$2.33
			1	50.00	\$50	\$1.00	\$2.33

WEIGHTED AVERAGE ITEM PRICE REPORT
 BY REGION, ITEM, AND QUARTER

REGION	ITEM	CALENDAR QUARTER	NUMBER OF OCCUR'S	TOTAL QUANTITY	TOTAL DOLLARS	AVERAGE AWARDED PRICE	AVERAGE OF LOW 3 BIDDERS
S	FLASHING ARROW BOARD, 4' X 8' / DAY						
	MMR060M	2022Q1	2	200.00	\$200	\$1.00	\$0.51
			2	200.00	\$200	\$1.00	\$0.51
	PORTABLE VARIABLE MESSAGE SIGN / DAY						
	MMR061M	2022Q1	2	280.00	\$336,000	\$1,200.00	\$1,150.00
			2	280.00	\$336,000	\$1,200.00	\$1,150.00
	REMOVAL OF LONG LIFE PATTERNED CONTRAST / LF						
	MMR065M	2021Q4	1	5,000.00	\$1,750	\$0.35	\$1.78
			1	5,000.00	\$1,750	\$0.35	\$1.78
	REMOVAL OF TRAFFIC MARKINGS, LINES / LF						
	MMR067M	2021Q4	1	359,738.00	\$194,259	\$0.54	\$0.93
			1	359,738.00	\$194,259	\$0.54	\$0.93
	NON-VEGETATIVE SURFACE, POLYESTER MATTIN / SY						
	MMR073M	2022Q1	1	10.00	\$200	\$20.00	\$40.33
			1	10.00	\$200	\$20.00	\$40.33
	GUIDE RAIL EXTRUDERS / U						
	MMR076M	2022Q1	1	15.00	\$11,250	\$750.00	\$1,016.67
			1	15.00	\$11,250	\$750.00	\$1,016.67
	MOBILIZATION OF MILL & HMA PAVING EQUIP. / U						
	MMR077M	2022Q1	2	50.00	\$750,000	\$15,000.00	\$15,000.00
			2	50.00	\$750,000	\$15,000.00	\$15,000.00

WEIGHTED AVERAGE ITEM PRICE REPORT
 BY REGION, ITEM, AND QUARTER

REGION	ITEM	CALENDAR QUARTER	NUMBER OF OCCUR'S	TOTAL QUANTITY	TOTAL DOLLARS	AVERAGE AWARDED PRICE	AVERAGE OF LOW 3 BIDDERS
S	CLEARING SITE / LF						
	MMR080M	2021Q4	1	2,000,000.00	\$40,000	\$0.02	\$0.12
			1	2,000,000.00	\$40,000	\$0.02	\$0.12
	TRAFFIC MARKINGS, LINES, THERMOPLASTIC / LF						
	MMR081M	2021Q4	1	1,500.00	\$4,500	\$3.00	\$2.33
			1	1,500.00	\$4,500	\$3.00	\$2.33
	MOBILE RETROREFLECTOMETER SERVICE / LS						
	MMR083M	2021Q4	1	1.00	\$95,000	\$95,000.00	\$98,333.33
			1	1.00	\$95,000	\$95,000.00	\$98,333.33
	MICROMILLING / SY						
	MMR087M	2022Q1	2	2,000.00	\$5,000	\$2.50	\$3.25
			2	2,000.00	\$5,000	\$2.50	\$3.25
	CONCRETE WASHOUT SYSTEM / U						
	MMR091M	2022Q1	2	4.00	\$80,000	\$20,000.00	\$11,250.00
			2	4.00	\$80,000	\$20,000.00	\$11,250.00
	REGRADE BERM / SY						
	MMR096M	2022Q1	2	424.00	\$3,210	\$7.57	\$7.79
			2	424.00	\$3,210	\$7.57	\$7.79
	VOID REDUCING ASPHALT MEMBRANE / LF						
	MMR113M	2022Q1	1	15,840.00	\$158,400	\$10.00	\$9.25
			1	15,840.00	\$158,400	\$10.00	\$9.25

WEIGHTED AVERAGE ITEM PRICE REPORT
 BY REGION, ITEM, AND QUARTER

REGION	ITEM	CALENDAR QUARTER	NUMBER OF OCCUR'S	TOTAL QUANTITY	TOTAL DOLLARS	AVERAGE AWARDED PRICE	AVERAGE OF LOW 3 BIDDERS
S	ASPHALT COLD PATCH / LB						
	MMR115M	2022Q1	1	300.00	\$3,000	\$10.00	\$13.67
			1	300.00	\$3,000	\$10.00	\$13.67

WEIGHTED AVERAGE ITEM PRICE REPORT
BY REGION, ITEM, AND QUARTER

REGION	ITEM	CALENDAR QUARTER	NUMBER OF OCCUR'S	TOTAL QUANTITY	TOTAL DOLLARS	AVERAGE AWARDED PRICE	AVERAGE OF LOW 3 BIDDERS
STATEWID	FORCE ACCOUNT / DOLL						
	109006M	2022Q1	5	6,636,300.00	\$6,636,300	\$1.00	\$1.00
			5	6,636,300.00	\$6,636,300	\$1.00	\$1.00

	PERFORMANCE BOND AND PAYMENT BOND / DOLL						
	151006M	2021Q4	1	1.00	\$34,500	\$34,500.00	\$38,500.33
		2022Q1	5	30,003.00	\$110,300	\$3.68	\$2.55
			6	30,004.00	\$144,800	\$4.83	\$3.84

	POLLUTION LIABILITY INSURANCE / DOLL						
	152015P	2021Q4	1	1.00	\$0	\$0.01	\$2,500.34
		2022Q1	5	10,004.00	\$42,553	\$4.25	\$2.18
			6	10,005.00	\$42,553	\$4.25	\$2.43

	TRAINEES / HOUR						
	153011M	2021Q4	1	3,000.00	\$1,500	\$0.50	\$0.83
			1	3,000.00	\$1,500	\$0.50	\$0.83

	FIELD OFFICE TYPE B SET UP / U						
	155006M	2022Q1	3	3.00	\$21,500	\$7,166.67	\$12,821.17
			3	3.00	\$21,500	\$7,166.67	\$12,821.17

	FIELD OFFICE TYPE C SET UP / U						
	155009M	2021Q4	1	1.00	\$40,000	\$40,000.00	\$47,500.00
			1	1.00	\$40,000	\$40,000.00	\$47,500.00

WEIGHTED AVERAGE ITEM PRICE REPORT
BY REGION, ITEM, AND QUARTER

REGION	ITEM	CALENDAR QUARTER	NUMBER OF OCCUR'S	TOTAL QUANTITY	TOTAL DOLLARS	AVERAGE AWARDED PRICE	AVERAGE OF LOW 3 BIDDERS
STATEWID	FIELD OFFICE TYPE B MAINTENANCE / MO						
	155024M	2022Q1	3	36.00	\$102,000	\$2,833.33	\$3,000.00
			3	36.00	\$102,000	\$2,833.33	\$3,000.00
	FIELD OFFICE TYPE C MAINTENANCE / MO						
	155027M	2021Q4	1	18.00	\$36,000	\$2,000.00	\$2,633.33
			1	18.00	\$36,000	\$2,000.00	\$2,633.33
	SILT FENCE / LF						
	158006M	2022Q1	1	1,000.00	\$10	\$0.01	\$0.19
			1	1,000.00	\$10	\$0.01	\$0.19
	ABSORBENT BOOM / LF						
	158066M	2021Q4	1	200.00	\$200	\$1.00	\$5.67
			1	200.00	\$200	\$1.00	\$5.67
	OIL ONLY EMERGENCY SPILL KIT, TYPE 1 / U						
	158072M	2022Q1	1	3.00	\$300	\$100.00	\$366.67
			1	3.00	\$300	\$100.00	\$366.67
	BREAKAWAY BARRICADE / U						
	159003M	2021Q4	1	80.00	\$80	\$1.00	\$1.00
		2022Q1	1	120.00	\$120	\$1.00	\$0.67
			2	200.00	\$200	\$1.00	\$0.80
	DRUM / U						
	159006M	2021Q4	1	325.00	\$3	\$0.01	\$0.67

(item continued)

WEIGHTED AVERAGE ITEM PRICE REPORT
BY REGION, ITEM, AND QUARTER

REGION	ITEM	CALENDAR QUARTER	NUMBER OF OCCUR'S	TOTAL QUANTITY	TOTAL DOLLARS	AVERAGE AWARDED PRICE	AVERAGE OF LOW 3 BIDDERS
STATEWID	DRUM / U						
	159006M	2022Q1	1	120.00	\$120	\$1.00	\$0.67
			2	445.00	\$123	\$0.28	\$0.67

	TRAFFIC CONE / U						
	159009M	2021Q4	1	650.00	\$7	\$0.01	\$0.67
		2022Q1	1	700.00	\$700	\$1.00	\$0.67
			2	1,350.00	\$707	\$0.52	\$0.67

	CONSTRUCTION SIGNS / SF						
	159012M	2021Q4	1	650.00	\$65	\$0.10	\$3.57
		2022Q1	1	480.00	\$7,440	\$15.50	\$9.84
			2	1,130.00	\$7,505	\$6.64	\$6.23

	TRAFFIC DIRECTOR, FLAGGER / HOUR						
	159141M	2021Q4	1	1,625.00	\$406	\$0.25	\$80.08
		2022Q1	2	2,500.00	\$190,500	\$76.20	\$81.73
			3	4,125.00	\$190,906	\$46.28	\$81.08

	TRAFFIC STRIPES, LATEX, 4" / LF						
	159300M	2022Q1	1	10,000.00	\$3,700	\$0.37	\$0.29
			1	10,000.00	\$3,700	\$0.37	\$0.29

	TRAFFIC STRIPES, LATEX, 6" / LF						
	159301M	2022Q1	1	10,000.00	\$4,200	\$0.42	\$0.36
			1	10,000.00	\$4,200	\$0.42	\$0.36

WEIGHTED AVERAGE ITEM PRICE REPORT
 BY REGION, ITEM, AND QUARTER

REGION	ITEM	CALENDAR QUARTER	NUMBER OF OCCUR'S	TOTAL QUANTITY	TOTAL DOLLARS	AVERAGE AWARDED PRICE	AVERAGE OF LOW 3 BIDDERS
STATEWID	TRAFFIC STRIPES, LATEX, 8" / LF						
	159302M	2022Q1	1	5,000.00	\$2,350	\$0.47	\$1.08
			1	5,000.00	\$2,350	\$0.47	\$1.08
	TRAFFIC MARKINGS LINES, LATEX, 4" / LF						
	159310M	2022Q1	1	1,000.00	\$1,050	\$1.05	\$1.09
			1	1,000.00	\$1,050	\$1.05	\$1.09
	TRAFFIC MARKINGS LINES, LATEX, 8" / LF						
	159312M	2022Q1	1	1,000.00	\$1,570	\$1.57	\$1.29
			1	1,000.00	\$1,570	\$1.57	\$1.29
	TRAFFIC MARKINGS LINES, LATEX, 24" / LF						
	159314M	2022Q1	1	1,000.00	\$3,150	\$3.15	\$1.97
			1	1,000.00	\$3,150	\$3.15	\$1.97
	TRAFFIC MARKINGS SYMBOLS, LATEX / SF						
	159320M	2022Q1	1	500.00	\$2,100	\$4.20	\$2.69
			1	500.00	\$2,100	\$4.20	\$2.69
	FUEL PRICE ADJUSTMENT / DOLL						
	160004M	2022Q1	1	30,000.00	\$30,000	\$1.00	\$1.00
			1	30,000.00	\$30,000	\$1.00	\$1.00
	ASPHALT PRICE ADJUSTMENT / DOLL						
	160007M	2022Q1	1	200,000.00	\$200,000	\$1.00	\$1.00
			1	200,000.00	\$200,000	\$1.00	\$1.00

WEIGHTED AVERAGE ITEM PRICE REPORT
 BY REGION, ITEM, AND QUARTER

REGION	ITEM	CALENDAR QUARTER	NUMBER OF OCCUR'S	TOTAL QUANTITY	TOTAL DOLLARS	AVERAGE AWARDED PRICE	AVERAGE OF LOW 3 BIDDERS
STATEWID	EXCAVATION, UNCLASSIFIED / CY						
	202009P	2021Q4	1	3,500.00	\$140,000	\$40.00	\$81.67
		2022Q1	1	2,500.00	\$25,000	\$10.00	\$21.67
			2	6,000.00	\$165,000	\$27.50	\$56.67

	DISPOSAL OF REGULATED MATERIAL / T						
	202024M	2022Q1	1	100.00	\$5,000	\$50.00	\$48.33
			1	100.00	\$5,000	\$50.00	\$48.33

	I-5 SOIL AGGREGATE / CY						
	203005P	2022Q1	1	500.00	\$500	\$1.00	\$8.67
			1	500.00	\$500	\$1.00	\$8.67

	I-7 SOIL AGGREGATE / CY						
	203006P	2022Q1	1	500.00	\$10,000	\$20.00	\$15.00
			1	500.00	\$10,000	\$20.00	\$15.00

	GEOTEXTILE / SY						
	203040M	2022Q1	1	1,000.00	\$2,000	\$2.00	\$1.51
			1	1,000.00	\$2,000	\$2.00	\$1.51

	DENSE-GRADED AGGREGATE BASE COURSE, VARI / CY						
	302051P	2022Q1	1	700.00	\$52,500	\$75.00	\$60.00
			1	700.00	\$52,500	\$75.00	\$60.00

	COARSE AGGREGATE, SIZE NO. 57 / CY						
	302060P	2022Q1	1	1,000.00	\$1,000	\$1.00	\$8.67
			1	1,000.00	\$1,000	\$1.00	\$8.67

WEIGHTED AVERAGE ITEM PRICE REPORT
 BY REGION, ITEM, AND QUARTER

REGION	ITEM	CALENDAR QUARTER	NUMBER OF OCCUR'S	TOTAL QUANTITY	TOTAL DOLLARS	AVERAGE AWARDED PRICE	AVERAGE OF LOW 3 BIDDERS
STATEWID	HMA MILLING, 3" OR LESS / SY						
	401009P	2022Q1	1	300,000.00	\$285,000	\$0.95	\$1.65
			1	300,000.00	\$285,000	\$0.95	\$1.65
	HMA MILLING, MORE THAN 3" TO 6" / SY						
	401012P	2022Q1	1	30,000.00	\$3,000	\$0.10	\$0.04
			1	30,000.00	\$3,000	\$0.10	\$0.04
	CONCRETE MILLING / SY						
	401015P	2022Q1	1	2,500.00	\$2,500	\$1.00	\$1.17
			1	2,500.00	\$2,500	\$1.00	\$1.17
	SEALING OF CRACKS IN HOT MIX ASPHALT SUR / LF						
	401024M	2022Q1	1	10,000.00	\$20,000	\$2.00	\$1.92
			1	10,000.00	\$20,000	\$2.00	\$1.92
	POLYMERIZED JOINT ADHESIVE / LF						
	401027M	2022Q1	1	10,000.00	\$50,000	\$5.00	\$1.80
			1	10,000.00	\$50,000	\$5.00	\$1.80
	TACK COAT / GAL						
	401030M	2022Q1	1	30,000.00	\$300	\$0.01	\$0.01
			1	30,000.00	\$300	\$0.01	\$0.01
	HOT MIX ASPHALT 9.5 M 64 SURFACE COURSE / T						
	401042M	2022Q1	1	17,000.00	\$2,282,250	\$134.25	\$128.42
			1	17,000.00	\$2,282,250	\$134.25	\$128.42

WEIGHTED AVERAGE ITEM PRICE REPORT
BY REGION, ITEM, AND QUARTER

REGION	ITEM	CALENDAR QUARTER	NUMBER OF OCCUR'S	TOTAL QUANTITY	TOTAL DOLLARS	AVERAGE AWARDED PRICE	AVERAGE OF LOW 3 BIDDERS
STATEWID	HOT MIX ASPHALT 12.5 M 64 SURFACE COURSE / T						
	401054M	2022Q1	1	5,000.00	\$671,250	\$134.25	\$128.25
			1	5,000.00	\$671,250	\$134.25	\$128.25
	HOT MIX ASPHALT 19 M 64 INTERMEDIATE COU / T						
	401084M	2022Q1	1	1,000.00	\$116,160	\$116.16	\$85.39
			1	1,000.00	\$116,160	\$116.16	\$85.39
	HOT MIX ASPHALT 25 M 64 BASE COURSE / T						
	401099M	2022Q1	1	1,400.00	\$181,524	\$129.66	\$121.55
			1	1,400.00	\$181,524	\$129.66	\$121.55
	CORE SAMPLES, HOT MIX ASPHALT / U						
	401108M	2022Q1	1	250.00	\$250	\$1.00	\$37.00
			1	250.00	\$250	\$1.00	\$37.00
	FOG SEAL STRIP / LF						
	422004M	2022Q1	1	2,500.00	\$5,250	\$2.10	\$1.05
			1	2,500.00	\$5,250	\$2.10	\$1.05
	FULL DEPTH CONCRETE PAVEMENT REPAIR, HMA / SY						
	453006M	2022Q1	1	500.00	\$50,000	\$100.00	\$193.33
			1	500.00	\$50,000	\$100.00	\$193.33
	VIDEO INSPECTION OF PIPE / LF						
	601664M	2021Q4	1	500,000.00	\$3,300,000	\$6.60	\$4.75
			1	500,000.00	\$3,300,000	\$6.60	\$4.75

WEIGHTED AVERAGE ITEM PRICE REPORT
BY REGION, ITEM, AND QUARTER

REGION	ITEM	CALENDAR QUARTER	NUMBER OF OCCUR'S	TOTAL QUANTITY	TOTAL DOLLARS	AVERAGE AWARDED PRICE	AVERAGE OF LOW 3 BIDDERS
STATEWID	STORM DRAIN MARKER / U						
	602031M	2022Q1	1	25.00	\$1,875	\$75.00	\$43.34
			1	25.00	\$1,875	\$75.00	\$43.34
	RESET EXISTING CASTING / U						
	602099M	2022Q1	1	25.00	\$13,750	\$550.00	\$566.67
			1	25.00	\$13,750	\$550.00	\$566.67
	RECONSTRUCTED INLET, TYPE A, USING EXIST / U						
	602120M	2022Q1	1	10.00	\$3,500	\$350.00	\$520.00
			1	10.00	\$3,500	\$350.00	\$520.00
	RECONSTRUCTED INLET, TYPE B, USING EXIST / U						
	602123M	2022Q1	1	10.00	\$3,500	\$350.00	\$655.00
			1	10.00	\$3,500	\$350.00	\$655.00
	RECONSTRUCTED INLET, TYPE E, USING EXIST / U						
	602129M	2022Q1	1	10.00	\$3,500	\$350.00	\$655.00
			1	10.00	\$3,500	\$350.00	\$655.00
	RECONSTRUCTED INLET, TYPE A, USING NEW C / U						
	602150M	2022Q1	1	10.00	\$5,500	\$550.00	\$1,036.67
			1	10.00	\$5,500	\$550.00	\$1,036.67
	RECONSTRUCTED INLET, TYPE B, USING NEW C / U						
	602153M	2022Q1	1	10.00	\$5,500	\$550.00	\$1,308.33
			1	10.00	\$5,500	\$550.00	\$1,308.33

WEIGHTED AVERAGE ITEM PRICE REPORT
BY REGION, ITEM, AND QUARTER

REGION	ITEM	CALENDAR QUARTER	NUMBER OF OCCUR'S	TOTAL QUANTITY	TOTAL DOLLARS	AVERAGE AWARDED PRICE	AVERAGE OF LOW 3 BIDDERS
STATEWID	RECONSTRUCTED INLET, TYPE E, USING NEW C / U						
	602159M	2022Q1	1	10.00	\$5,500	\$550.00	\$1,350.00
			1	10.00	\$5,500	\$550.00	\$1,350.00
	RECONSTRUCTED MANHOLE, USING EXISTING CA / U						
	602180M	2022Q1	1	10.00	\$3,500	\$350.00	\$655.00
			1	10.00	\$3,500	\$350.00	\$655.00
	RECONSTRUCTED MANHOLE, USING NEW CASTING / U						
	602183M	2022Q1	1	10.00	\$5,500	\$550.00	\$1,058.33
			1	10.00	\$5,500	\$550.00	\$1,058.33
	MANHOLE COVER / U						
	602207M	2021Q4	1	25.00	\$37,500	\$1,500.00	\$1,500.00
			1	25.00	\$37,500	\$1,500.00	\$1,500.00
	BICYCLE SAFE GRATE / U						
	602210M	2021Q4	1	75.00	\$120,000	\$1,600.00	\$1,600.00
		2022Q1	1	150.00	\$1,500	\$10.00	\$268.33
			2	225.00	\$121,500	\$540.00	\$712.22
	CURB PIECE / U						
	602213M	2022Q1	1	150.00	\$1,500	\$10.00	\$253.33
			1	150.00	\$1,500	\$10.00	\$253.33
	CLEANING DRAINAGE STRUCTURE / U						
	602216M	2021Q4	1	5,800.00	\$2,166,010	\$373.45	\$359.48
			1	5,800.00	\$2,166,010	\$373.45	\$359.48

WEIGHTED AVERAGE ITEM PRICE REPORT
 BY REGION, ITEM, AND QUARTER

REGION	ITEM	CALENDAR QUARTER	NUMBER OF OCCUR'S	TOTAL QUANTITY	TOTAL DOLLARS	AVERAGE AWARDED PRICE	AVERAGE OF LOW 3 BIDDERS
STATEWID	CONCRETE SIDEWALK, 4" THICK / SY						
	606012P	2022Q1	1	3,000.00	\$225,000	\$75.00	\$90.92
			1	3,000.00	\$225,000	\$75.00	\$90.92
	CONCRETE SIDEWALK, 6" THICK / SY						
	606018P	2022Q1	1	500.00	\$37,500	\$75.00	\$95.67
			1	500.00	\$37,500	\$75.00	\$95.67
	CONCRETE SIDEWALK, REINFORCED, 6" THICK / SY						
	606024P	2022Q1	1	500.00	\$42,500	\$85.00	\$100.00
			1	500.00	\$42,500	\$85.00	\$100.00
	CONCRETE SIDEWALK, REINFORCED, 8" THICK / SY						
	606027P	2022Q1	1	100.00	\$13,500	\$135.00	\$141.67
			1	100.00	\$13,500	\$135.00	\$141.67
	HOT MIX ASPHALT DRIVEWAY, 6" THICK / SY						
	606039P	2022Q1	1	500.00	\$27,500	\$55.00	\$66.50
			1	500.00	\$27,500	\$55.00	\$66.50
	HOT MIX ASPHALT DRIVEWAY, VARIABLE THICK / SY						
	606042P	2022Q1	1	500.00	\$27,500	\$55.00	\$62.33
			1	500.00	\$27,500	\$55.00	\$62.33
	CONCRETE DRIVEWAY, 6" THICK / SY						
	606051P	2022Q1	1	100.00	\$10,200	\$102.00	\$105.67
			1	100.00	\$10,200	\$102.00	\$105.67

WEIGHTED AVERAGE ITEM PRICE REPORT
 BY REGION, ITEM, AND QUARTER

REGION	ITEM	CALENDAR QUARTER	NUMBER OF OCCUR'S	TOTAL QUANTITY	TOTAL DOLLARS	AVERAGE AWARDED PRICE	AVERAGE OF LOW 3 BIDDERS
STATEWID	CONCRETE DRIVEWAY, REINFORCED, 8" THICK / SY						
	606060P	2022Q1	1	100.00	\$13,000	\$130.00	\$140.00
			1	100.00	\$13,000	\$130.00	\$140.00
	DETECTABLE WARNING SURFACE / SY						
	606084P	2022Q1	1	150.00	\$150	\$1.00	\$200.33
			1	150.00	\$150	\$1.00	\$200.33
	9" X 16" CONCRETE VERTICAL CURB / LF						
	607018P	2022Q1	1	3,200.00	\$160,000	\$50.00	\$54.67
			1	3,200.00	\$160,000	\$50.00	\$54.67
	9" X 18" CONCRETE VERTICAL CURB / LF						
	607021P	2022Q1	1	1,000.00	\$65,000	\$65.00	\$43.00
			1	1,000.00	\$65,000	\$65.00	\$43.00
	9" X 20" CONCRETE VERTICAL CURB / LF						
	607024P	2022Q1	1	250.00	\$11,250	\$45.00	\$36.34
			1	250.00	\$11,250	\$45.00	\$36.34
	12" X 13" CONCRETE SLOPING CURB / LF						
	607030P	2022Q1	1	750.00	\$33,750	\$45.00	\$53.00
			1	750.00	\$33,750	\$45.00	\$53.00
	TRAFFIC STRIPES, 4" / LF						
	610003M	2022Q1	1	25,000.00	\$11,750	\$0.47	\$0.59
			1	25,000.00	\$11,750	\$0.47	\$0.59

WEIGHTED AVERAGE ITEM PRICE REPORT
 BY REGION, ITEM, AND QUARTER

REGION	ITEM	CALENDAR QUARTER	NUMBER OF OCCUR'S	TOTAL QUANTITY	TOTAL DOLLARS	AVERAGE AWARDED PRICE	AVERAGE OF LOW 3 BIDDERS
STATEWID	TRAFFIC STRIPES, 6" / LF						
	610006M	2022Q1	1	10,000.00	\$6,800	\$0.68	\$0.84
			1	10,000.00	\$6,800	\$0.68	\$0.84
	TRAFFIC STRIPES, 8" / LF						
	610007M	2022Q1	1	5,000.00	\$4,450	\$0.89	\$1.08
			1	5,000.00	\$4,450	\$0.89	\$1.08
	RPM, MONO-DIRECTIONAL, WHITE LENS / U						
	610012M	2022Q1	1	250.00	\$8,530	\$34.12	\$28.04
			1	250.00	\$8,530	\$34.12	\$28.04
	TRAFFIC MARKING LINES, 4" / LF						
	610013M	2022Q1	1	25,000.00	\$28,750	\$1.15	\$1.40
			1	25,000.00	\$28,750	\$1.15	\$1.40
	TRAFFIC MARKING LINES, 8" / LF						
	610014M	2022Q1	1	1,000.00	\$1,890	\$1.89	\$2.07
			1	1,000.00	\$1,890	\$1.89	\$2.07
	TRAFFIC MARKING LINES, 24" / LF						
	610017M	2022Q1	1	1,000.00	\$5,040	\$5.04	\$6.08
			1	1,000.00	\$5,040	\$5.04	\$6.08
	RPM, MONO-DIRECTIONAL, AMBER LENS / U						
	610018M	2022Q1	1	250.00	\$8,530	\$34.12	\$28.04
			1	250.00	\$8,530	\$34.12	\$28.04

WEIGHTED AVERAGE ITEM PRICE REPORT
 BY REGION, ITEM, AND QUARTER

REGION	ITEM	CALENDAR QUARTER	NUMBER OF OCCUR'S	TOTAL QUANTITY	TOTAL DOLLARS	AVERAGE AWARDED PRICE	AVERAGE OF LOW 3 BIDDERS
STATEWID	RPM, BI-DIRECTIONAL, AMBER LENS / U						
	610021M	2022Q1	1	250.00	\$8,530	\$34.12	\$28.04
			1	250.00	\$8,530	\$34.12	\$28.04
REMOVAL OF RPM / U							
	610024M	2022Q1	1	750.00	\$750	\$1.00	\$1.75
			1	750.00	\$750	\$1.00	\$1.75
RUMBLE STRIP / LF							
	610033M	2022Q1	1	2,500.00	\$13,850	\$5.54	\$2.87
			1	2,500.00	\$13,850	\$5.54	\$2.87
REMOVAL OF TRAFFIC STRIPES / LF							
	610036M	2022Q1	1	5,000.00	\$7,850	\$1.57	\$1.43
			1	5,000.00	\$7,850	\$1.57	\$1.43
REMOVAL OF TRAFFIC MARKINGS / SF							
	610039M	2022Q1	1	5,000.00	\$15,750	\$3.15	\$3.62
			1	5,000.00	\$15,750	\$3.15	\$3.62
TRAFFIC MARKINGS SYMBOLS / SF							
	610060M	2022Q1	1	3,000.00	\$24,390	\$8.13	\$8.48
			1	3,000.00	\$24,390	\$8.13	\$8.48
SELECTIVE CLEARING / SY							
	801012M	2021Q4	1	6,000.00	\$30,000	\$5.00	\$4.33
			1	6,000.00	\$30,000	\$5.00	\$4.33

WEIGHTED AVERAGE ITEM PRICE REPORT
 BY REGION, ITEM, AND QUARTER

REGION	ITEM	CALENDAR QUARTER	NUMBER OF OCCUR'S	TOTAL QUANTITY	TOTAL DOLLARS	AVERAGE AWARDED PRICE	AVERAGE OF LOW 3 BIDDERS
STATEWID	TOPSOIL SPREADING ___" THICK / SY						
	804000P	2022Q1	1	1,000.00	\$4,000	\$4.00	\$4.78
			1	1,000.00	\$4,000	\$4.00	\$4.78

	BORROW TOPSOIL / CY						
	804015P	2022Q1	1	2,000.00	\$2,000	\$1.00	\$15.00
			1	2,000.00	\$2,000	\$1.00	\$15.00

	TURF REPAIR STRIP / LF						
	805003M	2022Q1	1	1,000.00	\$2,000	\$2.00	\$4.34
			1	1,000.00	\$2,000	\$2.00	\$4.34

	FERTILIZING AND SEEDING, TYPE A / SY						
	806003P	2022Q1	1	2,000.00	\$2,000	\$1.00	\$0.85
			1	2,000.00	\$2,000	\$1.00	\$0.85

	STRAW MULCHING / SY						
	809003M	2022Q1	1	2,000.00	\$1,100	\$0.55	\$0.70
			1	2,000.00	\$1,100	\$0.55	\$0.70

	REPAIR CATEGORY "A", MOVABLE / HOUR						
	MMB022M	2022Q1	1	9,504.00	\$2,563,134	\$269.69	\$277.35
			1	9,504.00	\$2,563,134	\$269.69	\$277.35

	REPAIR CATEGORY "B", MOVABLE / HOUR						
	MMB024M	2022Q1	1	2,080.00	\$515,653	\$247.91	\$246.46
			1	2,080.00	\$515,653	\$247.91	\$246.46

WEIGHTED AVERAGE ITEM PRICE REPORT
BY REGION, ITEM, AND QUARTER

REGION	ITEM	CALENDAR QUARTER	NUMBER OF OCCUR'S	TOTAL QUANTITY	TOTAL DOLLARS	AVERAGE AWARDED PRICE	AVERAGE OF LOW 3 BIDDERS
STATEWID	WELDING CREW / HOUR						
	MMB026M	2022Q1	1	7,392.00	\$1,945,131	\$263.14	\$282.57
			1	7,392.00	\$1,945,131	\$263.14	\$282.57

	60' UNDERBRIDGE INSPECTION UNIT / HOUR						
	MMB044M	2022Q1	1	1,056.00	\$279,840	\$265.00	\$270.00
			1	1,056.00	\$279,840	\$265.00	\$270.00

	CREW COORDINATOR / HOUR						
	MMB092M	2022Q1	2	4,640.00	\$491,360	\$105.90	\$108.93
			2	4,640.00	\$491,360	\$105.90	\$108.93

	MANPOWERED ACCESS MACHINE / HOUR						
	MMB142M	2022Q1	1	2,000.00	\$50,000	\$25.00	\$27.50
			1	2,000.00	\$50,000	\$25.00	\$27.50

	LANE CLOSURES / HOUR						
	MMB172M	2022Q1	4	16,084.00	\$3,209,824	\$199.57	\$150.88
			4	16,084.00	\$3,209,824	\$199.57	\$150.88

	SOLID WASTE DISPOSAL / DOLL						
	MMB173M	2022Q1	3	75,000.00	\$75,000	\$1.00	\$1.00
			3	75,000.00	\$75,000	\$1.00	\$1.00

	REPAIR CATEGORY "A" / HOUR						
	MMB181M	2022Q1	1	3,700.00	\$991,156	\$267.88	\$296.44
			1	3,700.00	\$991,156	\$267.88	\$296.44

WEIGHTED AVERAGE ITEM PRICE REPORT
BY REGION, ITEM, AND QUARTER

REGION	ITEM	CALENDAR QUARTER	NUMBER OF OCCUR'S	TOTAL QUANTITY	TOTAL DOLLARS	AVERAGE AWARDED PRICE	AVERAGE OF LOW 3 BIDDERS
STATEWID	REPAIR CATEGORY "B" / HOUR						
	MMB182M	2022Q1	1	3,600.00	\$882,756	\$245.21	\$232.61
			1	3,600.00	\$882,756	\$245.21	\$232.61
	LABOR CREW / HOUR						
	MMB186M	2022Q1	2	7,904.00	\$5,528,848	\$699.50	\$757.33
			2	7,904.00	\$5,528,848	\$699.50	\$757.33
	CLEARING SITE / MILE						
	MMD035M	2021Q4	1	175.00	\$87,500	\$500.00	\$500.00
			1	175.00	\$87,500	\$500.00	\$500.00
	CULVERT CLEANING / LF						
	MMD059M	2021Q4	1	4,000.00	\$60,000	\$15.00	\$43.33
			1	4,000.00	\$60,000	\$15.00	\$43.33
	CLEANING EXISTING PIPE / LF						
	MMD064M	2021Q4	2	500,000.00	\$64,500	\$0.13	\$3.97
			2	500,000.00	\$64,500	\$0.13	\$3.97
	TRAFFIC CONTROL TRUCK WITH MOUNTED CRASH / DAY						
	MMG008M	2021Q4	1	825.00	\$185,625	\$225.00	\$225.00
		2022Q1	1	100.00	\$100	\$1.00	\$183.67
			2	925.00	\$185,725	\$200.78	\$220.53
	E-Z PASS / DOLL						
	MMG009M	2022Q1	1	3,140.00	\$3,140	\$1.00	\$1.00
			1	3,140.00	\$3,140	\$1.00	\$1.00

WEIGHTED AVERAGE ITEM PRICE REPORT
 BY REGION, ITEM, AND QUARTER

REGION	ITEM	CALENDAR QUARTER	NUMBER OF OCCUR'S	TOTAL QUANTITY	TOTAL DOLLARS	AVERAGE AWARDED PRICE	AVERAGE OF LOW 3 BIDDERS
STATEWID	TELEPHONE SERVICE / DOLL						
	MMG010M	2022Q1	1	14,400.00	\$14,400	\$1.00	\$1.00
			1	14,400.00	\$14,400	\$1.00	\$1.00
	OVERTIME DIFFERENTIAL (OD) / DOLL						
	MMG025M	2022Q1	4	445,000.00	\$445,000	\$1.00	\$1.00
			4	445,000.00	\$445,000	\$1.00	\$1.00
	HMA RESURFACING PATCH / T						
	MMG026M	2022Q1	1	500.00	\$50,000	\$100.00	\$203.33
			1	500.00	\$50,000	\$100.00	\$203.33
	PREFORMED THERMOPLASTIC NUMBERS / U						
	MMG034M	2022Q1	1	500.00	\$11,810	\$23.62	\$30.96
			1	500.00	\$11,810	\$23.62	\$30.96
	THERMOPLASTIC PREFORMED HANDICAP MAT / U						
	MMG035M	2022Q1	1	35.00	\$13,825	\$395.00	\$316.67
			1	35.00	\$13,825	\$395.00	\$316.67
	RIPRAP STONE SLOPE PROTECTION / T						
	MMG036M	2022Q1	1	100.00	\$3,500	\$35.00	\$35.00
			1	100.00	\$3,500	\$35.00	\$35.00
	WORKER, TYPE "A" / HOUR						
	MMG054M	2022Q1	1	1,500.00	\$142,500	\$95.00	\$108.67
			1	1,500.00	\$142,500	\$95.00	\$108.67

WEIGHTED AVERAGE ITEM PRICE REPORT
 BY REGION, ITEM, AND QUARTER

REGION	ITEM	CALENDAR QUARTER	NUMBER OF OCCUR'S	TOTAL QUANTITY	TOTAL DOLLARS	AVERAGE AWARDED PRICE	AVERAGE OF LOW 3 BIDDERS
STATEWID	DISPOSAL OF REGULATED MATERIAL HAZARDOUS / DOLL						
	MMG064M	2022Q1	1	35,000.00	\$35,000	\$1.00	\$1.00
			1	35,000.00	\$35,000	\$1.00	\$1.00

	BOLLARD / U						
	MMI003M	2022Q1	1	25.00	\$30,625	\$1,225.00	\$925.00
			1	25.00	\$30,625	\$1,225.00	\$925.00

	CONSTRUCTION LAYOUT / DAY						
	MMR001M	2022Q1	1	35.00	\$61,250	\$1,750.00	\$2,000.00
			1	35.00	\$61,250	\$1,750.00	\$2,000.00

	MOBILIZATION / U						
	MMR004M	2022Q1	1	30.00	\$450,000	\$15,000.00	\$15,000.00
			1	30.00	\$450,000	\$15,000.00	\$15,000.00

	SPECIAL MOBILIZATION / U						
	MMR005M	2022Q1	1	10.00	\$40,000	\$4,000.00	\$4,000.00
			1	10.00	\$40,000	\$4,000.00	\$4,000.00

	EMERGENCY MOBILIZATION / U						
	MMR006M	2022Q1	1	1.00	\$7,500	\$7,500.00	\$7,500.00
			1	1.00	\$7,500	\$7,500.00	\$7,500.00

	REMOVAL OF CURB / LF						
	MMR031M	2022Q1	1	1,000.00	\$40,300	\$40.30	\$18.03
			1	1,000.00	\$40,300	\$40.30	\$18.03

WEIGHTED AVERAGE ITEM PRICE REPORT
 BY REGION, ITEM, AND QUARTER

REGION	ITEM	CALENDAR QUARTER	NUMBER OF OCCUR'S	TOTAL QUANTITY	TOTAL DOLLARS	AVERAGE AWARDED PRICE	AVERAGE OF LOW 3 BIDDERS
STATEWID	REMOVAL OF SIDEWALK / SY						
	MMR034M	2022Q1	1	1,000.00	\$25,300	\$25.30	\$15.10
			1	1,000.00	\$25,300	\$25.30	\$15.10

	FLASHING ARROW BOARD, 4' X 8' / DAY						
	MMR060M	2021Q4	1	300.00	\$300	\$1.00	\$53.67
		2022Q1	1	125.00	\$125	\$1.00	\$23.67
			2	425.00	\$425	\$1.00	\$44.84

	PORTABLE VARIABLE MESSAGE SIGN / DAY						
	MMR061M	2022Q1	1	50.00	\$50	\$1.00	\$37.00
			1	50.00	\$50	\$1.00	\$37.00

	MICROMILLING / SY						
	MMR087M	2022Q1	1	2,500.00	\$12,500	\$5.00	\$4.17
			1	2,500.00	\$12,500	\$5.00	\$4.17

	PREPARATION OF ROADBED / SY						
	MMR089M	2022Q1	1	5,000.00	\$10,000	\$2.00	\$2.75
			1	5,000.00	\$10,000	\$2.00	\$2.75

	CONCRETE WASHOUT SYSTEM / U						
	MMR091M	2022Q1	2	12.00	\$20,000	\$1,666.67	\$1,666.67
			2	12.00	\$20,000	\$1,666.67	\$1,666.67

TOP 25 ITEMS BY TOTAL DOLLARS SPENT

RANK	ITEM NUMBER	DESCRIPTION	UNITS	CLASS	TOTAL DOLLARS SPENT
1	MMB186M	LABOR CREW	HR	BRIDGE MAINT (BUREAU OF MAINTENANCE)	\$75,873,998
2	109006M	FORCE ACCOUNT	DOLL	MISCELLANEOUS/ SPECIALTY WORK ITEMS	\$25,892,505
3	202009P	EXCAVATION, UNCLASSIFIED	CY	EARTHWORK ITEMS, EXCAVATION	\$20,637,530
4	404006M	STONE MATRIX ASPHALT 12.5 MM S	T	BASE, AGGREGATE	\$18,646,518
5	401054M	HOT MIX ASPHALT 12.5 M 64 SURF	T	ASPHALT ITEMS	\$15,286,410
6	MMG095M	ADJUSTMENT FACTOR	PCT	MISCELLANEOUS/ SPECIALTY WORK ITEMS	\$14,356,310
7	401009P	HMA MILLING, 3" OR LESS	SY	MILLING AND RUMBLE STRIPS	\$13,806,803
8	406005M	HIGH PERFORMANCE THIN OVERLAY	T	ASPHALT ITEMS	\$13,397,090
9	401061M	HMA 12.5 M E SURFACE COURSE	T	ASPHALT ITEMS	\$13,390,754
10	505066P	PREFABRICATED SUPERSTRUCTURE U	SF	BRIDGE, INCL CONCRETE & STEEL STRUCTURES	\$10,535,000
11	607018P	9" X 16" CONCRETE VERTICAL CUR	LF	CURBING, SIDEWALKS, GUTTERS	\$9,665,673
12	610003M	TRAFFIC STRIPES, 4"	LF	PAVEMENT MARKING, TRAFFIC STRIPES	\$9,546,029
13	401042M	HOT MIX ASPHALT 9.5 M 64 SURFA	T	ASPHALT ITEMS	\$9,324,766
14	401099M	HOT MIX ASPHALT 25 M 64 BASE C	T	ASPHALT ITEMS	\$7,638,838
15	421011M	SLURRY SEAL EMULSION	GAL	ASPHALT ITEMS	\$7,239,584
16	610017M	TRAFFIC MARKING LINES, 24"	LF	PAVEMENT MARKING, TRAFFIC STRIPES	\$5,977,387
17	403003M	ULTRA-THIN FRICTION COURSE	T	BASE, AGGREGATE	\$5,832,479
18	511006P	STEEL SHEET PILING	SF	BRIDGE, INCL CONCRETE & STEEL STRUCTURES	\$5,776,925
19	513003P	RETAINING WALL, LOCATION NO. _	SF	BRIDGE, INCL CONCRETE & STEEL STRUCTURES	\$5,404,600
20	609003M	BEAM GUIDE RAIL	LF	GUARDRAIL, GUIDERAIL	\$5,127,272
21	MMB172M	LANE CLOSURES	HR	BRIDGE MAINT (BUREAU OF MAINTENANCE)	\$4,956,562
22	159175P	CONSTRUCTION BARRIER CURB, MOV	LF	MAINTENANCE OF TRAFFIC, TEMPORARY	\$4,726,400
23	606012P	CONCRETE SIDEWALK, 4" THICK	SY	CONCRETE	\$4,509,738
24	701021P	3" RIGID METALLIC CONDUIT	LF	COMMON ELECTRICAL	\$4,314,100
25	202041M	DREDGE, TRANS AND PLACE TO CDF	CY	EARTHWORK ITEMS, EXCAVATION	\$4,165,000

ITEM DATA AT CONTRACT LEVEL

ITEM NUMBER	DESCRIPTION	UNITS	CONTRACT	LETTING DATE	UNIT PRICE	QUANTITY	ITEM COST
109006M	FORCE ACCOUNT	DOLL	22401	13JAN22	\$1.00	100,000.00	\$100,000
			22402	03MAR22	\$1.00	100,000.00	\$100,000
			22403	09DEC21	\$1.00	100,000.00	\$100,000
			22404	22FEB22	\$1.00	100,000.00	\$100,000
			22407	24FEB22	\$1.00	100,000.00	\$100,000
			22408	04JAN22	\$1.00	100,000.00	\$100,000
			22412	07OCT21	\$1.00	3000000.00	\$3,000,000
			22413	12OCT21	\$1.00	2000000.00	\$2,000,000
			22414	14OCT21	\$1.00	1000000.00	\$1,000,000
			22415	21OCT21	\$1.00	2750000.00	\$2,750,000
			22416	04NOV21	\$1.00	1250000.00	\$1,250,000
			22417	28OCT21	\$1.00	500,000.00	\$500,000
			22418	16DEC21	\$1.00	200,000.00	\$200,000
			22419	21DEC21	\$1.00	200,000.00	\$200,000
			22420	28DEC21	\$1.00	200,000.00	\$200,000
			22423	03FEB22	\$1.00	155,000.00	\$155,000
			22427	03MAR22	\$1.00	60,380.00	\$60,380
			22428	08MAR22	\$1.00	40,825.00	\$40,825
			22429	10MAR22	\$1.00	50,000.00	\$50,000
			22430	15MAR22	\$1.00	50,000.00	\$50,000
			22431	02DEC21	\$1.00	1000000.00	\$1,000,000
			22432	23NOV21	\$1.00	750,000.00	\$750,000
			22433	30NOV21	\$1.00	750,000.00	\$750,000
			22434	28OCT21	\$1.00	2700000.00	\$2,700,000
			22435	09NOV21	\$1.00	1600000.00	\$1,600,000
			22436	04NOV21	\$1.00	400,000.00	\$400,000
			22439	06JAN22	\$1.00	642,500.00	\$642,500
22440	10MAR22	\$1.00	4500880.00	\$4,500,880			
22446	10MAR22	\$1.00	1000000.00	\$1,000,000			
22448	10MAR22	\$1.00	417,920.00	\$417,920			
22449	31MAR22	\$1.00	75,000.00	\$75,000			
159175P	CONSTRUCTION BARRIER CURB, MOV	LF	21132	30SEP21	\$800.00	5,908.00	\$4,726,400
202009P	EXCAVATION, UNCLASSIFIED	CY	20453	18NOV21	\$40.00	3,500.00	\$140,000
			21127	16SEP21	\$80.00	204,107.00	\$16,328,560
			21132	30SEP21	\$40.98	12,224.00	\$500,958
			21134	21SEP21	\$45.15	3,976.00	\$179,530
			21135	19OCT21	\$25.00	12,645.00	\$316,125
			21136	16SEP21	\$41.96	608.00	\$25,510
			21137	14OCT21	\$60.50	203.00	\$12,282

ITEM DATA AT CONTRACT LEVEL

ITEM NUMBER	DESCRIPTION	UNITS	CONTRACT	LETTING DATE	UNIT PRICE	QUANTITY	ITEM COST	
202009P	EXCAVATION, UNCLASSIFIED	CY	21138	21OCT21	\$50.00	337.00	\$16,850	
				06JAN22	\$50.00	785.00	\$39,250	
				24FEB22	\$35.58	4,198.00	\$149,380	
				12APR22	\$30.00	10,027.00	\$300,810	
				19MAY22	\$16.00	40,384.00	\$646,144	
				07APR22	\$75.00	84.00	\$6,300	
				02JUN22	\$54.01	14,315.00	\$773,100	
				21APR22	\$94.50	31.00	\$2,930	
				24MAY22	\$64.64	9,369.00	\$605,642	
				19MAY22	\$66.02	1,320.00	\$87,150	
				12MAY22	\$89.00	3,627.00	\$322,800	
				12MAY22	\$16.01	2,865.00	\$45,870	
				02JUN22	\$40.00	2,392.00	\$95,680	
				13JAN22	\$1.07	1,070.00	\$1,140	
				03MAR22	\$3.18	1,100.00	\$3,500	
				09DEC21	\$3.18	1,100.00	\$3,500	
				22FEB22	\$3.18	1,100.00	\$3,500	
				06JAN22	\$25.00	100.00	\$2,500	
				10FEB22	\$25.00	100.00	\$2,500	
				24FEB22	\$0.46	1,100.00	\$510	
				04JAN22	\$0.46	1,100.00	\$510	
				22449	31MAR22	\$10.00	2,500.00	\$25,000
				202041M	DREDGE, TRANS AND PLACE TO CDF	CY	22457	17MAR22
401009P	HMA MILLING, 3" OR LESS	SY	21115	01JUL21	\$11.00	4,295.00	\$47,245	
				16SEP21	\$6.75	46,721.00	\$315,367	
				01JUL21	\$15.95	1,938.00	\$30,911	
				22JUL21	\$20.00	6,935.00	\$138,700	
				30SEP21	\$7.00	16,116.00	\$112,812	
				19AUG21	\$9.50	6,068.00	\$57,646	
				21SEP21	\$4.00	5,396.00	\$21,584	
				19OCT21	\$5.00	9,898.00	\$49,490	
				16SEP21	\$10.00	4,184.00	\$41,840	
				14OCT21	\$162.50	24.00	\$3,900	
				21OCT21	\$4.15	242,111.00	\$1,004,761	
				10FEB22	\$20.00	2,986.00	\$59,720	
				06JAN22	\$7.00	15,662.00	\$109,634	
				24FEB22	\$15.00	729.00	\$10,935	
				03MAR22	\$4.60	45,601.00	\$209,765	
				22103	12APR22	\$8.00	17,564.00	\$140,512

ITEM DATA AT CONTRACT LEVEL

ITEM NUMBER	DESCRIPTION	UNITS	CONTRACT	LETTING DATE	UNIT PRICE	QUANTITY	ITEM COST	
401009P	HMA MILLING, 3" OR LESS	SY		22107	19MAY22	\$5.00	178,380.00	\$891,900
				22110	02JUN22	\$3.25	173,920.00	\$565,240
				22111	21APR22	\$8.56	7,215.00	\$61,760
				22112	02JUN22	\$11.00	1,167.00	\$12,837
				22114	21APR22	\$10.00	958.00	\$9,580
				22115	05MAY22	\$3.70	58,800.00	\$217,560
				22116	28APR22	\$5.70	3,859.00	\$21,996
				22117	24MAY22	\$8.00	168,333.00	\$1,346,664
				22121	19MAY22	\$6.00	1,500.00	\$9,000
				22122	12MAY22	\$7.00	7,369.00	\$51,583
				22123	12MAY22	\$5.75	22,217.00	\$127,748
				22129	02JUN22	\$9.50	6,042.00	\$57,399
				22131	19MAY22	\$9.00	47,513.00	\$427,617
				22401	13JAN22	\$2.98	442,717.00	\$1,318,580
				22402	03MAR22	\$2.11	322,133.00	\$678,679
				22403	09DEC21	\$2.44	397,753.00	\$972,186
				22404	22FEB22	\$2.51	361,613.00	\$909,113
				22405	06JAN22	\$3.33	434,142.00	\$1,445,693
				22406	10FEB22	\$2.87	289,840.00	\$831,841
				22407	24FEB22	\$1.98	423,605.00	\$836,968
22408	04JAN22	\$1.15	325,071.00	\$373,038				
22449	31MAR22	\$0.95	300,000.00	\$285,000				
401042M	HOT MIX ASPHALT 9.5 M 64 SURFA	T		21137	14OCT21	\$250.00	17.00	\$4,250
				22129	02JUN22	\$165.00	50.00	\$8,250
				22401	13JAN22	\$97.50	2,000.00	\$195,000
				22402	03MAR22	\$99.96	18,487.00	\$1,848,039
				22403	09DEC21	\$113.00	2,000.00	\$226,000
				22404	22FEB22	\$121.00	2,000.00	\$242,000
				22406	10FEB22	\$92.89	11,277.00	\$1,047,521
				22407	24FEB22	\$101.48	30,661.00	\$3,111,456
				22408	04JAN22	\$180.00	2,000.00	\$360,000
				22449	31MAR22	\$134.25	17,000.00	\$2,282,250
401054M	HOT MIX ASPHALT 12.5 M 64 SURF	T		21129	01JUL21	\$200.00	225.00	\$45,000
				21130	22JUL21	\$150.00	733.00	\$109,950
				21132	30SEP21	\$190.00	36.00	\$6,840
				21136	16SEP21	\$150.00	578.00	\$86,700
				21139	10FEB22	\$1,000.00	1.00	\$1,000
				21140	06JAN22	\$125.00	3,020.00	\$377,500
				22103	12APR22	\$115.00	3,181.00	\$365,815

ITEM DATA AT CONTRACT LEVEL

ITEM NUMBER	DESCRIPTION	UNITS	CONTRACT	LETTING DATE	UNIT PRICE	QUANTITY	ITEM COST				
401054M	HOT MIX ASPHALT 12.5 M 64 SURF	T		22107	19MAY22	4,933.00	\$557,429				
				22110	02JUN22	5,472.00	\$608,213				
				22113	21APR22	13.00	\$3,250				
				22114	21APR22	236.00	\$41,300				
				22115	05MAY22	7,700.00	\$811,965				
				22116	28APR22	444.00	\$66,600				
				22117	24MAY22	6,201.00	\$930,150				
				22121	19MAY22	280.00	\$42,000				
				22122	12MAY22	238.00	\$35,700				
				22123	12MAY22	1,792.00	\$161,280				
				22401	13JAN22	15,935.00	\$1,543,482				
				22402	03MAR22	4,000.00	\$497,600				
				22403	09DEC21	18,060.00	\$1,815,117				
				22404	22FEB22	17,074.00	\$1,690,861				
				22405	06JAN22	37,539.00	\$3,401,409				
				22407	24FEB22	4,000.00	\$708,000				
				22408	04JAN22	4,000.00	\$708,000				
				22449	31MAR22	5,000.00	\$671,250				
				401061M	HMA 12.5 M E SURFACE COURSE	T		21127	16SEP21	5,607.00	\$1,054,116
								21135	19OCT21	4,654.00	\$442,130
21138	21OCT21	38,529.00	\$4,469,364								
21139	10FEB22	518.00	\$130,381								
22102	03MAR22	225.00	\$26,696								
22111	21APR22	832.00	\$194,189								
22122	12MAY22	1,261.00	\$189,150								
22123	12MAY22	2,680.00	\$262,640								
22131	19MAY22	8,202.00	\$1,271,310								
22401	13JAN22	15,918.00	\$1,635,479								
22402	03MAR22	4,000.00	\$526,000								
22403	09DEC21	12,001.00	\$1,275,299								
22404	22FEB22	4,000.00	\$538,000								
22407	24FEB22	4,000.00	\$688,000								
22408	04JAN22	4,000.00	\$688,000								
401099M	HOT MIX ASPHALT 25 M 64 BASE C	T						21132	30SEP21	13,768.00	\$1,376,800
				21134	21SEP21	703.00	\$84,360				
				21135	19OCT21	7,398.00	\$702,810				
				21138	21OCT21	409.00	\$37,219				
				21140	06JAN22	107.00	\$32,100				
				22101	24FEB22	99.00	\$9,900				

ITEM DATA AT CONTRACT LEVEL

ITEM NUMBER	DESCRIPTION	UNITS	CONTRACT	LETTING DATE	UNIT PRICE	QUANTITY	ITEM COST	
401099M	HOT MIX ASPHALT 25 M 64 BASE C	T	22103	12APR22	\$105.00	2,787.00	\$292,635	
				19MAY22	\$110.00	23,619.00	\$2,598,090	
				24MAY22	\$92.00	15,950.00	\$1,467,400	
				19MAY22	\$150.00	250.00	\$37,500	
				12MAY22	\$135.00	2,837.00	\$382,995	
				12MAY22	\$140.00	690.00	\$96,600	
				02JUN22	\$135.00	703.00	\$94,905	
				13JAN22	\$85.00	500.00	\$42,500	
				03MAR22	\$85.00	500.00	\$42,500	
				09DEC21	\$84.00	500.00	\$42,000	
				22FEB22	\$84.00	500.00	\$42,000	
				24FEB22	\$75.00	500.00	\$37,500	
				04JAN22	\$75.00	500.00	\$37,500	
				22449	31MAR22	\$129.66	1,400.00	\$181,524
				403003M	ULTRA-THIN FRICTION COURSE	T	21126	01JUL21
21133	19AUG21	\$179.00	26,951.00					\$4,824,229
404006M	STONE MATRIX ASPHALT 12.5 MM S	T	21132	30SEP21	\$160.00	4,475.00	\$716,000	
				22101	24FEB22	\$180.00	11.00	\$1,980
				22110	02JUN22	\$145.00	16,622.00	\$2,410,190
				22117	24MAY22	\$155.00	20,436.00	\$3,167,580
				22401	13JAN22	\$133.55	8,645.00	\$1,154,542
				22402	03MAR22	\$163.75	1,500.00	\$245,625
				22403	09DEC21	\$131.76	10,477.00	\$1,380,488
				22404	22FEB22	\$130.10	17,622.00	\$2,292,688
				22405	06JAN22	\$126.25	22,679.00	\$2,863,224
				22406	10FEB22	\$108.39	35,328.00	\$3,829,202
				22407	24FEB22	\$195.00	1,500.00	\$292,500
				22408	04JAN22	\$195.00	1,500.00	\$292,500
				406005M	HIGH PERFORMANCE THIN OVERLAY	T	21129	01JUL21
21130	22JUL21	\$170.00	7,637.00					\$1,298,290
22102	03MAR22	\$156.00	2,770.00					\$432,120
22107	19MAY22	\$160.00	11,345.00					\$1,815,200
22113	21APR22	\$151.00	21,283.00					\$3,213,733
22115	05MAY22	\$147.45	22,800.00					\$3,361,860
22118	21APR22	\$160.00	6,659.00					\$1,065,440

ITEM DATA AT CONTRACT LEVEL

ITEM NUMBER	DESCRIPTION	UNITS	CONTRACT	LETTING DATE	UNIT PRICE	QUANTITY	ITEM COST	
421011M	SLURRY SEAL EMULSION	GAL	21108	01JUL21	\$10.45	66,500.00	\$694,925	
				01JUL21	\$11.23	137,079.00	\$1,539,397	
				01JUL21	\$8.50	35,415.00	\$301,028	
				21OCT21	\$10.47	56,384.00	\$590,340	
				01JUL21	\$11.53	78,567.00	\$905,878	
				10FEB22	\$10.76	41,697.00	\$448,660	
				24MAY22	\$11.09	44,662.00	\$495,302	
				17MAR22	\$11.09	52,669.00	\$584,099	
				12MAY22	\$10.76	44,500.00	\$478,820	
				22111	21APR22	\$11.09	108,308.00	\$1,201,136
				505066P	PREFABRICATED SUPERSTRUCTURE U	SF	21132	30SEP21
511006P	STEEL SHEET PILING	SF	22112	02JUN22	\$385.00	15,005.00	\$5,776,925	
513003P	RETAINING WALL, LOCATION NO. _	SF	21132	30SEP21	\$328.51	9,780.00	\$3,212,800	
				21SEP21	\$434.67	3,317.00	\$1,441,800	
				19OCT21	\$300.00	2,500.00	\$750,000	
606012P	CONCRETE SIDEWALK, 4" THICK	SY	21132	30SEP21	\$500.00	4.00	\$2,000	
				21SEP21	\$85.00	626.00	\$53,210	
				19OCT21	\$150.00	20.00	\$3,000	
				16SEP21	\$113.50	680.00	\$77,180	
				14OCT21	\$181.25	706.00	\$127,963	
				21OCT21	\$134.10	13,822.00	\$1,853,530	
				16DEC21	\$140.00	50.00	\$7,000	
				15JUL21	\$50.00	2.00	\$100	
				24FEB22	\$10.00	2.00	\$20	
				12APR22	\$100.00	521.00	\$52,100	
				19MAY22	\$65.00	18,719.00	\$1,216,735	
				02JUN22	\$202.65	487.00	\$98,691	
				21APR22	\$215.00	28.00	\$6,020	
				21APR22	\$100.00	157.00	\$15,700	
				24MAY22	\$100.00	3,547.00	\$354,700	
				21APR22	\$160.00	582.00	\$93,120	
				19MAY22	\$1,500.00	1.00	\$1,500	
				02JUN22	\$140.00	519.00	\$72,660	
				19MAY22	\$190.00	579.00	\$110,010	
				22401	13JAN22	\$40.00	500.00	\$20,000

ITEM DATA AT CONTRACT LEVEL

ITEM NUMBER	DESCRIPTION	UNITS	CONTRACT	LETTING DATE	UNIT PRICE	QUANTITY	ITEM COST
606012P	CONCRETE SIDEWALK, 4" THICK	SY	22402	03MAR22	\$50.00	500.00	\$25,000
			22403	09DEC21	\$45.00	500.00	\$22,500
			22404	22FEB22	\$50.00	500.00	\$25,000
			22407	24FEB22	\$10.00	500.00	\$5,000
			22408	04JAN22	\$10.00	500.00	\$5,000
			22427	03MAR22	\$80.00	250.00	\$20,000
			22428	08MAR22	\$85.00	200.00	\$17,000
			22449	31MAR22	\$75.00	3,000.00	\$225,000
607018P	9" X 16" CONCRETE VERTICAL CUR	LF	21126	01JUL21	\$100.00	100.00	\$10,000
			21127	16SEP21	\$50.00	688.00	\$34,400
			21134	21SEP21	\$35.00	1,197.00	\$41,895
			21135	19OCT21	\$30.00	10,207.00	\$306,210
			21136	16SEP21	\$39.00	652.00	\$25,428
			21137	14OCT21	\$125.00	147.00	\$18,375
			21138	21OCT21	\$75.15	17,546.00	\$1,318,582
			21605	15JUL21	\$94.00	100.00	\$9,400
			22101	24FEB22	\$30.00	509.00	\$15,270
			22103	12APR22	\$45.00	3,951.00	\$177,795
			22107	19MAY22	\$35.00	65,333.00	\$2,286,655
			22108	07APR22	\$86.50	2,151.00	\$186,062
			22110	02JUN22	\$89.00	1,924.00	\$171,236
			22112	02JUN22	\$53.00	10,594.00	\$561,482
			22113	21APR22	\$81.00	218.00	\$17,658
			22114	21APR22	\$45.00	464.00	\$20,880
			22115	05MAY22	\$114.00	820.00	\$93,480
			22117	24MAY22	\$86.00	17,204.00	\$1,479,544
			22118	21APR22	\$91.25	1,068.00	\$97,455
			22121	19MAY22	\$75.00	110.00	\$8,250
			22122	12MAY22	\$51.00	20.00	\$1,020
			22128	24MAY22	\$125.00	4,783.00	\$597,875
			22129	02JUN22	\$60.00	1,722.00	\$103,320
			22131	19MAY22	\$110.00	1,037.00	\$114,070
			22401	13JAN22	\$59.13	1,796.00	\$106,192
			22402	03MAR22	\$85.16	4,348.00	\$370,281
			22403	09DEC21	\$69.79	3,240.00	\$226,104
			22404	22FEB22	\$67.15	3,029.00	\$203,392
			22405	06JAN22	\$64.29	4,779.00	\$307,242
			22406	10FEB22	\$59.00	1,470.00	\$86,730
			22407	24FEB22	\$57.28	7,124.00	\$408,060
			22408	04JAN22	\$40.95	2,287.00	\$93,655
22423	03FEB22	\$1.00	100.00	\$100			

ITEM DATA AT CONTRACT LEVEL

ITEM NUMBER	DESCRIPTION	UNITS	CONTRACT	LETTING DATE	UNIT PRICE	QUANTITY	ITEM COST
607018P	9" X 16" CONCRETE VERTICAL CUR	LF	22427	03MAR22	\$85.00	45.00	\$3,825
			22428	08MAR22	\$75.00	50.00	\$3,750
			22449	31MAR22	\$50.00	3,200.00	\$160,000
609003M	BEAM GUIDE RAIL	LF	21127	16SEP21	\$45.00	4,701.00	\$211,545
			21132	30SEP21	\$31.00	4,986.00	\$154,566
			21134	21SEP21	\$35.00	1,226.00	\$42,910
			21135	19OCT21	\$40.50	6,697.00	\$271,229
			21136	16SEP21	\$44.52	728.00	\$32,411
			21138	21OCT21	\$40.15	450.00	\$18,068
			21139	10FEB22	\$90.22	188.00	\$16,961
			21140	06JAN22	\$47.00	387.00	\$18,189
			22101	24FEB22	\$35.00	606.00	\$21,210
			22102	03MAR22	\$38.15	5,206.00	\$198,609
			22103	12APR22	\$76.00	743.00	\$56,468
			22107	19MAY22	\$32.00	2,138.00	\$68,416
			22108	07APR22	\$38.00	23,950.00	\$910,100
			22110	02JUN22	\$40.00	1,250.00	\$50,000
			22112	02JUN22	\$38.00	8,346.00	\$317,148
			22114	21APR22	\$70.00	17.00	\$1,190
			22115	05MAY22	\$39.00	337.00	\$13,143
			22117	24MAY22	\$40.00	24,658.00	\$986,320
			22121	19MAY22	\$38.00	400.00	\$15,200
			22122	12MAY22	\$40.00	1,187.00	\$47,480
22123	12MAY22	\$40.00	3,976.00	\$159,040			
22128	24MAY22	\$41.00	7,438.00	\$304,958			
22131	19MAY22	\$37.00	976.00	\$36,112			
22423	03FEB22	\$42.00	28,000.00	\$1,176,000			
610003M	TRAFFIC STRIPES, 4"	LF	20466	04NOV21	\$2.50	1,000.00	\$2,500
			21108	01JUL21	\$0.51	158,900.00	\$81,039
			21115	01JUL21	\$0.85	200,000.00	\$170,000
			21126	01JUL21	\$0.42	54,431.00	\$22,861
			21128	21OCT21	\$0.58	176,200.00	\$102,196
			21130	22JUL21	\$0.40	75,000.00	\$30,000
			21132	30SEP21	\$3.00	50.00	\$150
			21133	19AUG21	\$1.14	277,732.00	\$316,614
			21134	21SEP21	\$0.75	5,126.00	\$3,845
			21136	16SEP21	\$0.70	16,051.00	\$11,236
			21137	14OCT21	\$2.50	1,518.00	\$3,795
			21138	21OCT21	\$0.45	140,000.00	\$63,000

ITEM DATA AT CONTRACT LEVEL

ITEM NUMBER	DESCRIPTION	UNITS	CONTRACT	LETTING DATE	UNIT PRICE	QUANTITY	ITEM COST	
610003M	TRAFFIC STRIPES, 4"	LF	21139	10FEB22	\$0.57	70,000.00	\$39,900	
				21140	06JAN22	\$1.00	22,921.00	\$22,921
				21453	09DEC21	\$0.45	4549222.00	\$2,047,150
				21454	14DEC21	\$0.45	3936131.00	\$1,771,259
				21455	16DEC21	\$0.44	6354379.00	\$2,795,927
				21475	16DEC21	\$3.00	1,500.00	\$4,500
				22101	24FEB22	\$1.00	850.00	\$850
				22102	03MAR22	\$0.40	40,000.00	\$16,000
				22103	12APR22	\$1.20	20,832.00	\$24,998
				22104	24MAY22	\$0.90	148,150.00	\$133,335
				22106	17MAR22	\$0.58	134,100.00	\$77,778
				22107	19MAY22	\$0.75	323,186.00	\$242,390
				22108	07APR22	\$2.50	400.00	\$1,000
				22109	12MAY22	\$0.57	86,069.00	\$49,059
				22110	02JUN22	\$0.45	141,750.00	\$63,788
				22111	21APR22	\$0.59	192,200.00	\$113,398
				22112	02JUN22	\$0.55	32,100.00	\$17,655
				22113	21APR22	\$0.40	240,000.00	\$96,000
				22114	21APR22	\$2.00	2,550.00	\$5,100
				22115	05MAY22	\$0.40	200,000.00	\$80,000
				22116	28APR22	\$1.50	2,160.00	\$3,240
				22117	24MAY22	\$0.45	126,800.00	\$57,060
				22118	21APR22	\$0.39	62,570.00	\$24,402
				22121	19MAY22	\$1.50	2,000.00	\$3,000
				22122	12MAY22	\$0.90	4,868.00	\$4,381
				22123	12MAY22	\$0.65	41,965.00	\$27,277
				22129	02JUN22	\$0.65	7,920.00	\$5,148
				22131	19MAY22	\$0.65	19,355.00	\$12,581
				22401	13JAN22	\$0.36	251,510.00	\$90,544
				22402	03MAR22	\$0.46	211,892.00	\$96,800
				22403	09DEC21	\$0.69	278,151.00	\$192,243
22404	22FEB22	\$0.36	262,227.00	\$94,402				
22405	06JAN22	\$0.36	502,902.00	\$181,045				
22406	10FEB22	\$0.70	157,970.00	\$110,579				
22407	24FEB22	\$0.43	348,194.00	\$150,146				
22408	04JAN22	\$0.27	266,147.00	\$71,188				
22449	31MAR22	\$0.47	25,000.00	\$11,750				
610017M	TRAFFIC MARKING LINES, 24"	LF	21108	01JUL21	\$6.78	3,600.00	\$24,408	
				21115	01JUL21	\$1.00	167,000.00	\$167,000
				21126	01JUL21	\$0.01	330.00	\$3
				21128	21OCT21	\$6.00	3,750.00	\$22,500

ITEM DATA AT CONTRACT LEVEL

ITEM NUMBER	DESCRIPTION	UNITS	CONTRACT	LETTING DATE	UNIT PRICE	QUANTITY	ITEM COST				
610017M	TRAFFIC MARKING LINES, 24"	LF	21129	01JUL21	\$4.41	665.00	\$2,933				
				22JUL21	\$4.30	1,600.00	\$6,880				
				30SEP21	\$4.50	265.00	\$1,193				
				19AUG21	\$5.25	8,100.00	\$42,525				
				21SEP21	\$10.00	100.00	\$1,000				
				19OCT21	\$4.00	2,222.00	\$8,888				
				16SEP21	\$4.83	142.00	\$686				
				14OCT21	\$7.50	475.00	\$3,563				
				21OCT21	\$4.30	5,000.00	\$21,500				
				10FEB22	\$7.20	1,500.00	\$10,800				
				09DEC21	\$11.00	144,556.00	\$1,590,116				
				14DEC21	\$9.00	142,343.00	\$1,281,087				
				16DEC21	\$10.50	210,630.00	\$2,211,615				
				12APR22	\$5.65	590.00	\$3,334				
				24MAY22	\$8.82	200.00	\$1,764				
				17MAR22	\$8.64	1,000.00	\$8,640				
				19MAY22	\$4.85	19,692.00	\$95,506				
				07APR22	\$15.00	100.00	\$1,500				
				02JUN22	\$5.20	2,150.00	\$11,180				
				21APR22	\$8.16	4,000.00	\$32,640				
				02JUN22	\$5.00	1,545.00	\$7,725				
				21APR22	\$4.00	4,500.00	\$18,000				
				05MAY22	\$5.80	4,000.00	\$23,200				
				28APR22	\$5.25	190.00	\$998				
				24MAY22	\$6.00	5,400.00	\$32,400				
				21APR22	\$5.50	2,230.00	\$12,265				
				24MAY22	\$20.00	200.00	\$4,000				
				02JUN22	\$5.25	760.00	\$3,990				
				19MAY22	\$5.00	952.00	\$4,760				
				13JAN22	\$4.30	6,084.00	\$26,161				
				03MAR22	\$4.82	5,793.00	\$27,903				
				09DEC21	\$4.48	8,958.00	\$40,125				
				22FEB22	\$4.75	10,835.00	\$51,426				
				06JAN22	\$4.10	21,846.00	\$89,569				
				10FEB22	\$5.15	4,615.00	\$23,767				
				24FEB22	\$8.82	3,792.00	\$33,440				
				04JAN22	\$9.67	2,209.00	\$21,359				
				31MAR22	\$5.04	1,000.00	\$5,040				
				701021P	3" RIGID METALLIC CONDUIT	LF	21132	30SEP21	\$66.94	2,869.00	\$192,058
								21SEP21	\$65.00	561.00	\$36,465
19OCT21	\$49.00	865.00	\$42,385								

ITEM DATA AT CONTRACT LEVEL

ITEM NUMBER	DESCRIPTION	UNITS	CONTRACT	LETTING DATE	UNIT PRICE	QUANTITY	ITEM COST	
701021P	3" RIGID METALLIC CONDUIT	LF	21136	16SEP21	\$90.63	837.00	\$75,854	
				21137	14OCT21	\$118.75	1,918.00	\$227,763
				21138	21OCT21	\$95.00	17,028.00	\$1,617,660
				21140	06JAN22	\$45.00	1,125.00	\$50,625
				21605	15JUL21	\$87.75	446.00	\$39,137
				22101	24FEB22	\$55.00	322.00	\$17,710
				22103	12APR22	\$75.00	773.00	\$57,975
				22107	19MAY22	\$90.00	4,524.00	\$407,160
				22108	07APR22	\$114.00	320.00	\$36,480
				22110	02JUN22	\$128.00	38.00	\$4,864
				22112	02JUN22	\$75.00	4,219.00	\$316,425
				22116	28APR22	\$120.00	350.00	\$42,000
				22117	24MAY22	\$68.00	7,145.00	\$485,860
				22121	19MAY22	\$65.00	168.00	\$10,920
				22123	12MAY22	\$235.00	20.00	\$4,700
				22129	02JUN22	\$110.00	426.00	\$46,860
				22131	19MAY22	\$80.00	1,940.00	\$155,200
				22427	03MAR22	\$59.00	4,000.00	\$236,000
				22428	08MAR22	\$70.00	3,000.00	\$210,000
				MMB172M	LANE CLOSURES	HOUR	22412	07OCT21
22413	12OCT21	\$0.01	7,000.00					\$70
22414	14OCT21	\$0.01	2,000.00					\$20
22415	21OCT21	\$0.01	30,000.00					\$300
22416	04NOV21	\$1.00	13,000.00					\$13,000
22417	28OCT21	\$0.01	4,800.00					\$48
22418	16DEC21	\$135.00	1,500.00					\$202,500
22419	21DEC21	\$142.00	1,500.00					\$213,000
22420	28DEC21	\$185.00	1,500.00					\$277,500
22431	02DEC21	\$0.01	8,400.00					\$84
22432	23NOV21	\$175.00	4,000.00					\$700,000
22433	30NOV21	\$170.00	2,000.00					\$340,000
22434	28OCT21	\$0.01	6,500.00					\$65
22435	09NOV21	\$0.01	5,000.00					\$50
22436	04NOV21	\$0.01	2,100.00					\$21
22439	06JAN22	\$220.50	1,700.00					\$374,850
22440	10MAR22	\$436.88	6,480.00					\$2,830,982
22446	10MAR22	\$1.00	3,952.00					\$3,952
22448	10MAR22	\$0.01	3,952.00					\$40

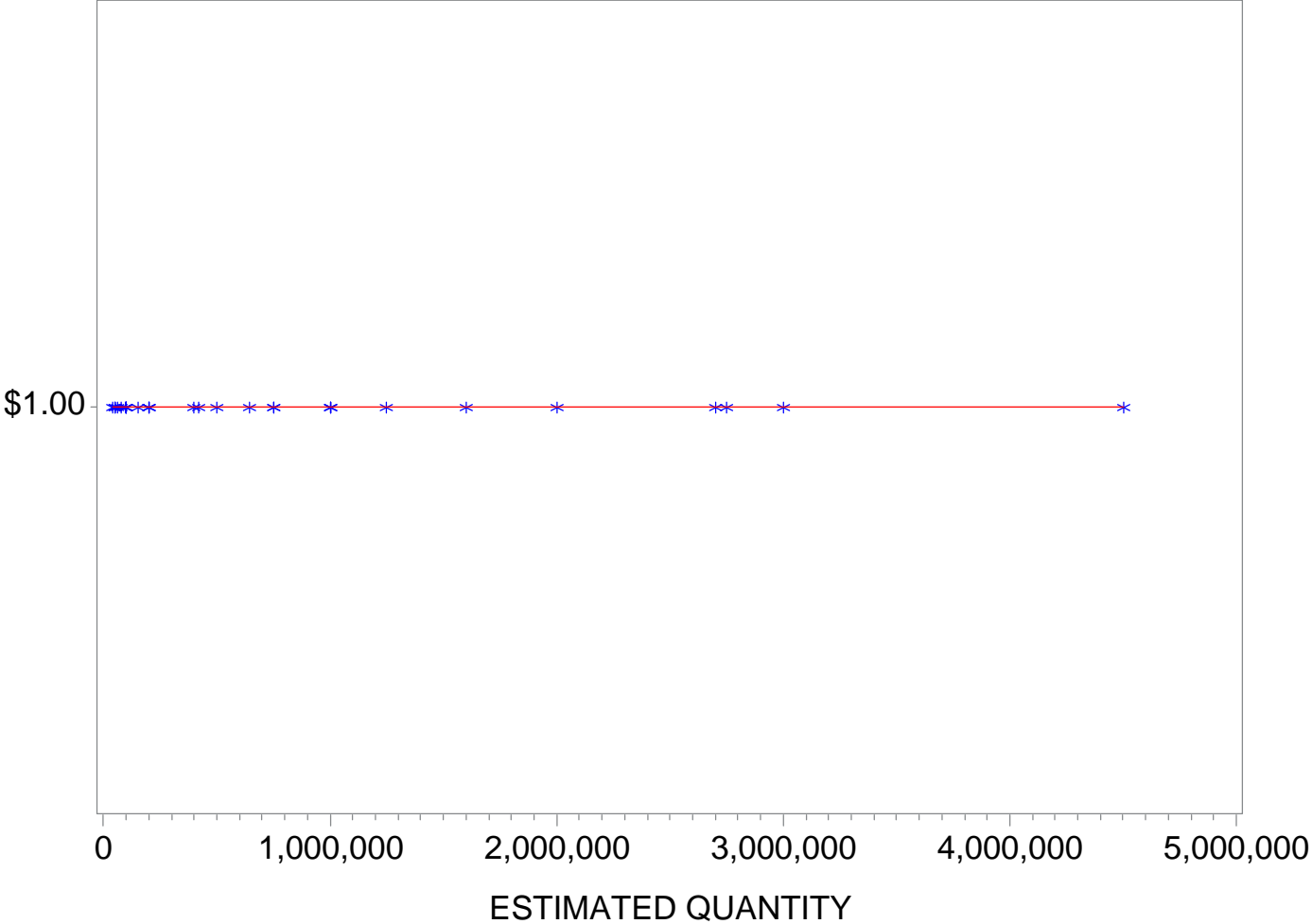
ITEM DATA AT CONTRACT LEVEL

ITEM NUMBER	DESCRIPTION	UNITS	CONTRACT	LETTING DATE	UNIT PRICE	QUANTITY	ITEM COST
MMB186M	LABOR CREW	HOUR	22412	07OCT21	\$379.86	14,500.00	\$5,508,000
			22413	12OCT21	\$380.34	11,800.00	\$4,488,000
			22414	14OCT21	\$370.78	4,000.00	\$1,483,100
			22415	21OCT21	\$531.34	33,000.00	\$17,534,220
			22416	04NOV21	\$598.00	13,000.00	\$7,774,000
			22417	28OCT21	\$620.00	4,800.00	\$2,976,000
			22418	16DEC21	\$460.77	4,525.00	\$2,085,000
			22419	21DEC21	\$468.60	4,525.00	\$2,120,425
			22420	28DEC21	\$491.91	4,525.00	\$2,225,875
			22431	02DEC21	\$535.50	16,800.00	\$8,996,400
			22432	23NOV21	\$545.50	8,000.00	\$4,364,000
			22433	30NOV21	\$590.00	4,000.00	\$2,360,000
			22434	28OCT21	\$569.10	6,500.00	\$3,699,150
			22435	09NOV21	\$654.59	5,000.00	\$3,272,950
			22436	04NOV21	\$694.30	2,100.00	\$1,458,030
			22446	10MAR22	\$595.00	3,952.00	\$2,351,440
			22448	10MAR22	\$804.00	3,952.00	\$3,177,408
			MMG095M	ADJUSTMENT FACTOR	PCT	22441	19MAY22
22442	24MAY22	\$0.85				11000000.0	\$9,326,900

New Jersey Department of Transportation
Jul 2021 - Jun 2022

ITEM=109006M DESCRIPTION=FORCE ACCOUNT UNITS=DOLL


UNIT PRICE BID



New Jersey Department of Transportation
Jul 2021 - Jun 2022

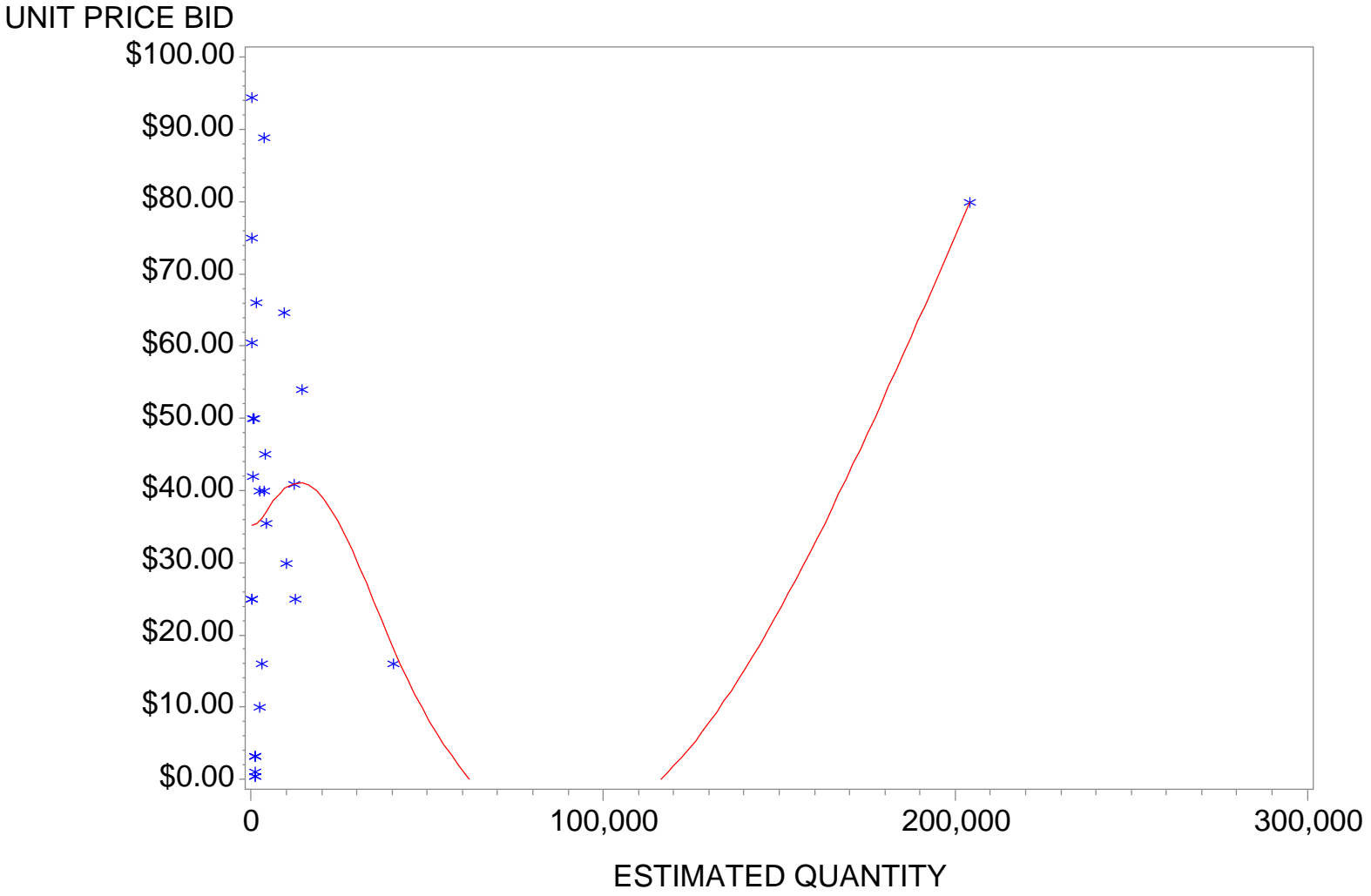
ITEM=159175P DESCRIPTION=CONSTRUCTION BARRIER CURB, MOV UNITS=LF

UNIT PRICE BID



New Jersey Department of Transportation Jul 2021 - Jun 2022


ITEM=202009P DESCRIPTION=EXCAVATION, UNCLASSIFIED UNITS=CY



New Jersey Department of Transportation
Jul 2021 - Jun 2022

ITEM=202041M DESCRIPTION=DREDGE, TRANS AND PLACE TO CDF UNITS=CY

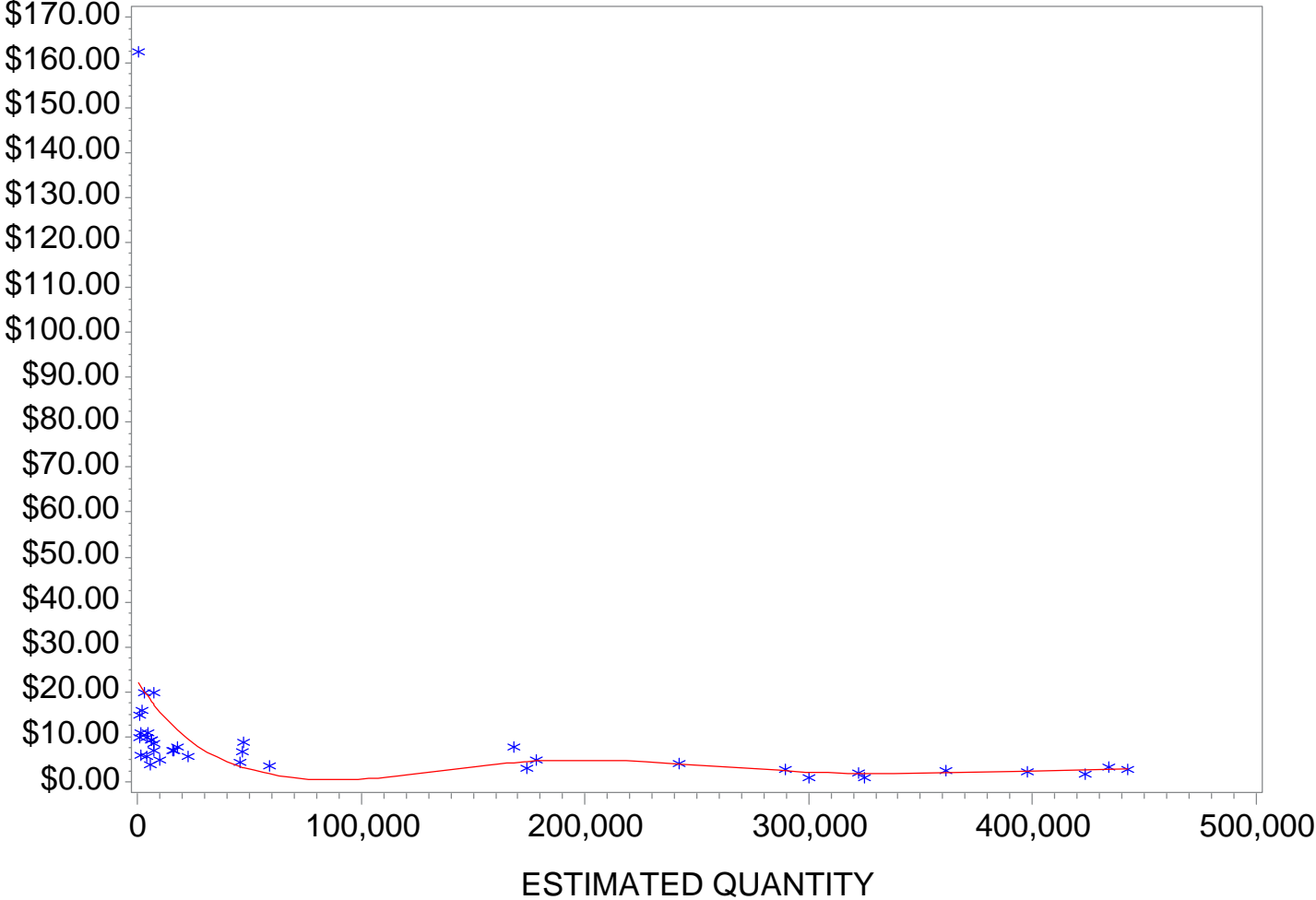
UNIT PRICE BID



New Jersey Department of Transportation Jul 2021 - Jun 2022

ITEM=401009P DESCRIPTION=HMA MILLING, 3" OR LESS UNITS=SY

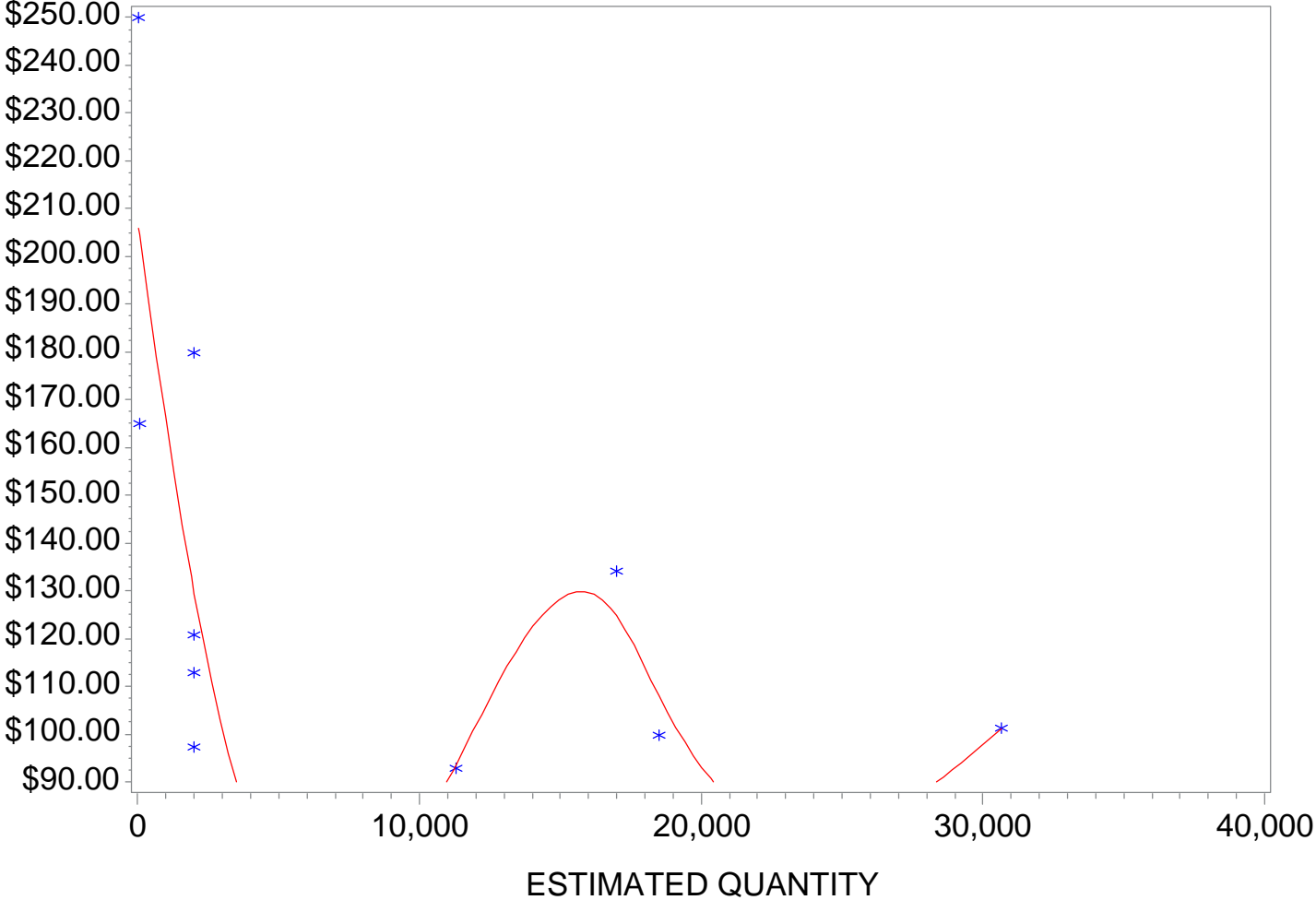
UNIT PRICE BID



New Jersey Department of Transportation Jul 2021 - Jun 2022

ITEM=401042M DESCRIPTION=HOT MIX ASPHALT 9.5 M 64 SURFA UNITS=T

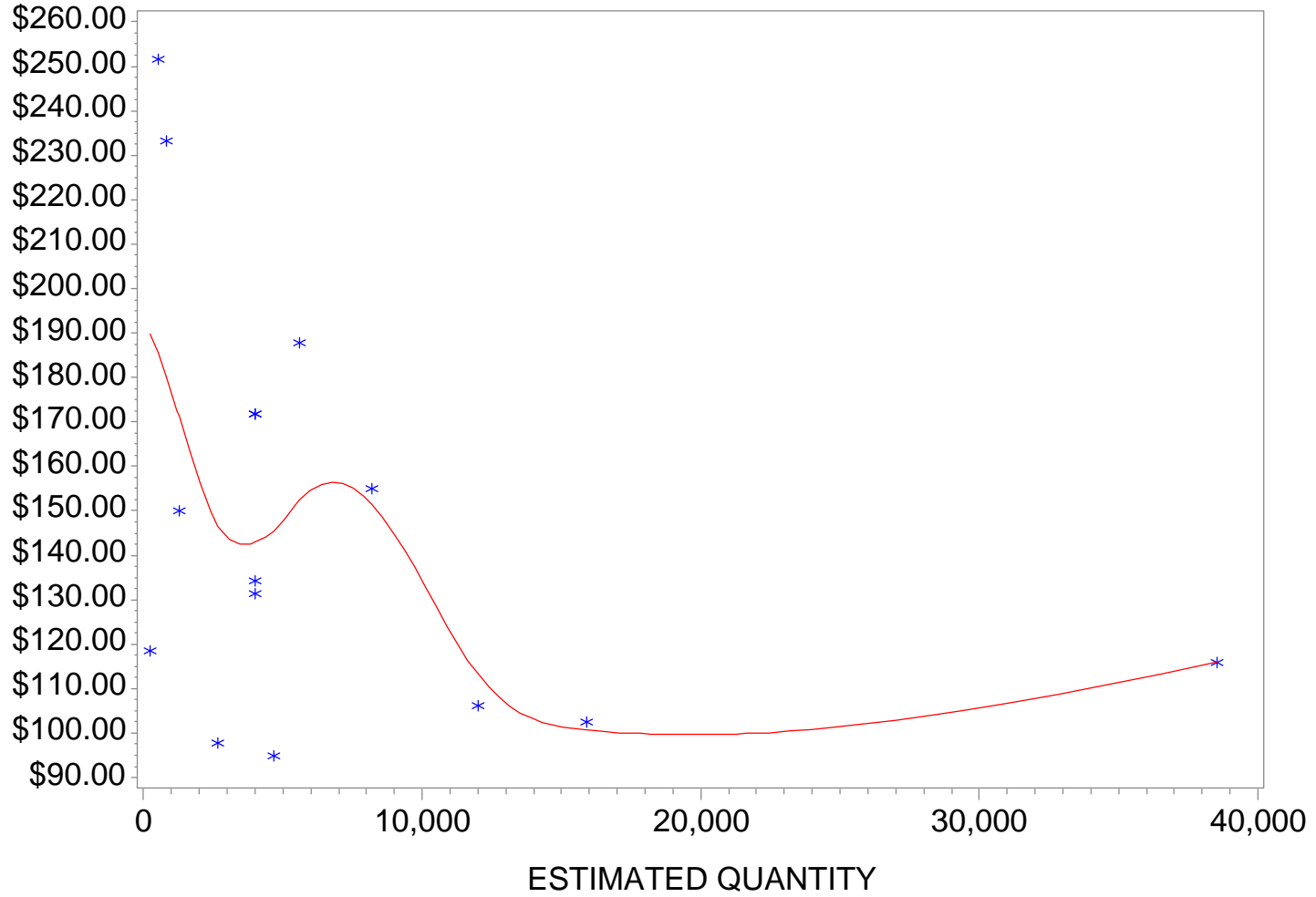
UNIT PRICE BID



New Jersey Department of Transportation Jul 2021 - Jun 2022

ITEM=401061M DESCRIPTION=HMA 12.5 M E SURFACE COURSE UNITS=T

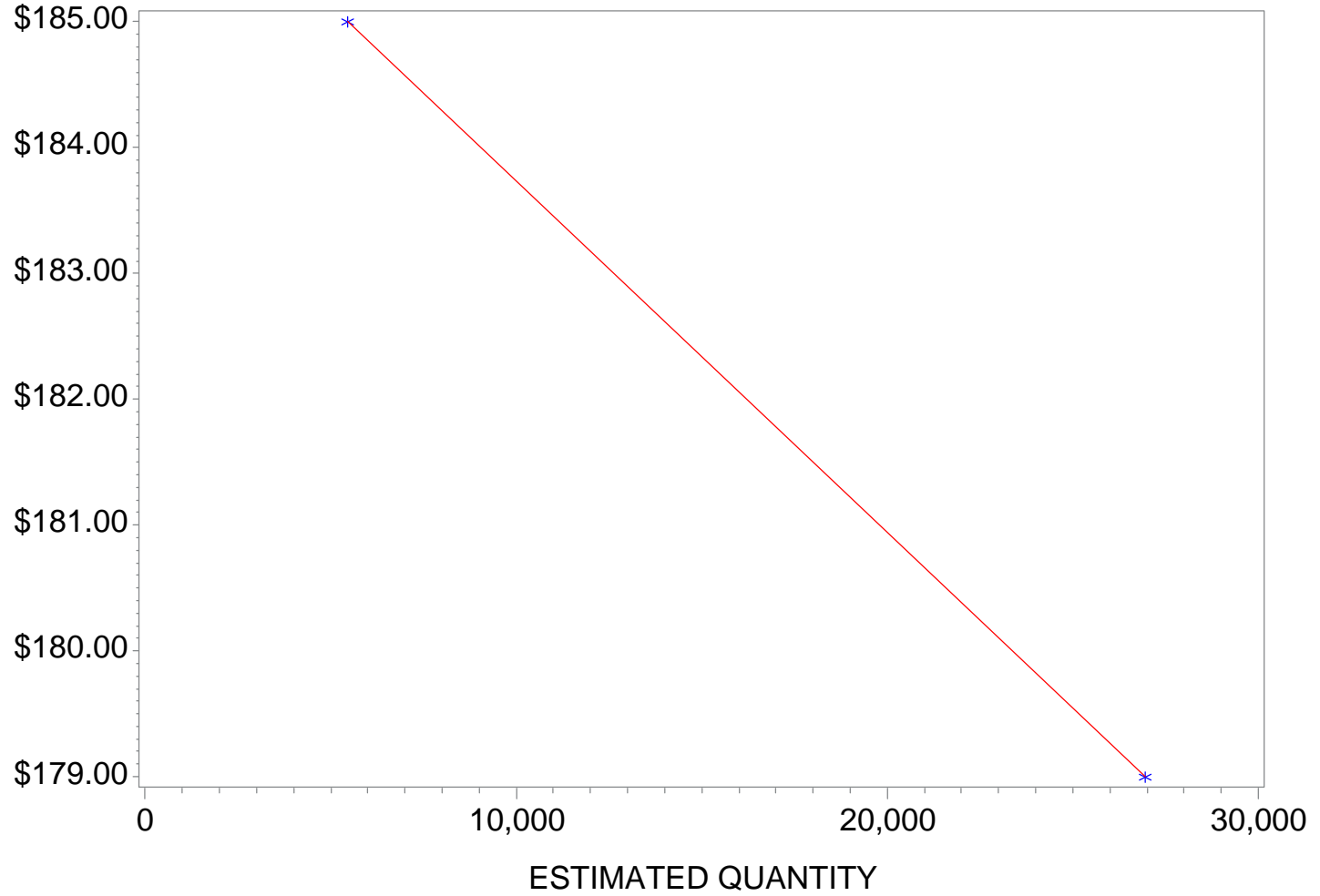
UNIT PRICE BID



New Jersey Department of Transportation Jul 2021 - Jun 2022

ITEM=403003M DESCRIPTION=ULTRA-THIN FRICTION COURSE UNITS=T

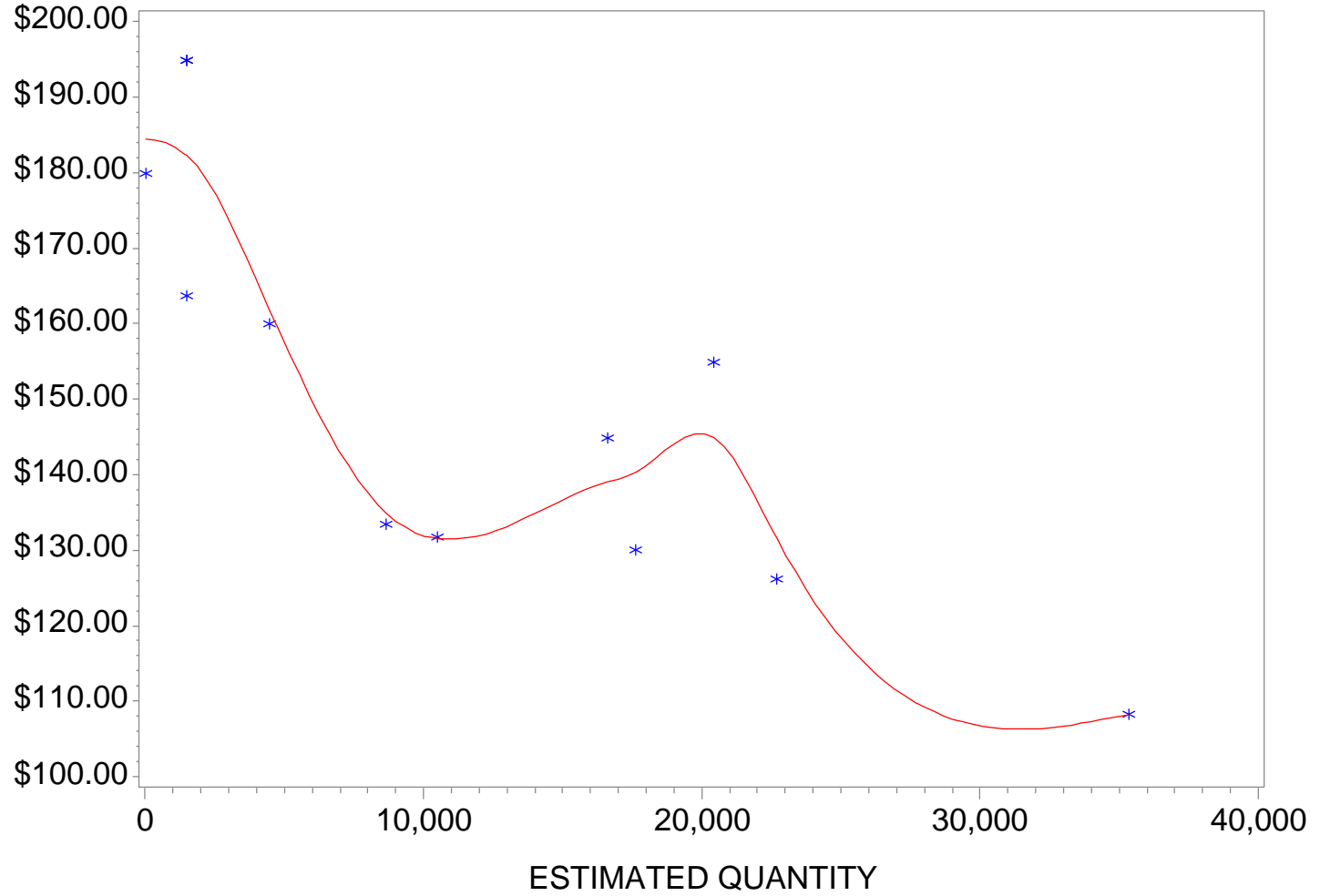
UNIT PRICE BID



New Jersey Department of Transportation Jul 2021 - Jun 2022

ITEM=404006M DESCRIPTION=STONE MATRIX ASPHALT 12.5 MM S UNITS=T

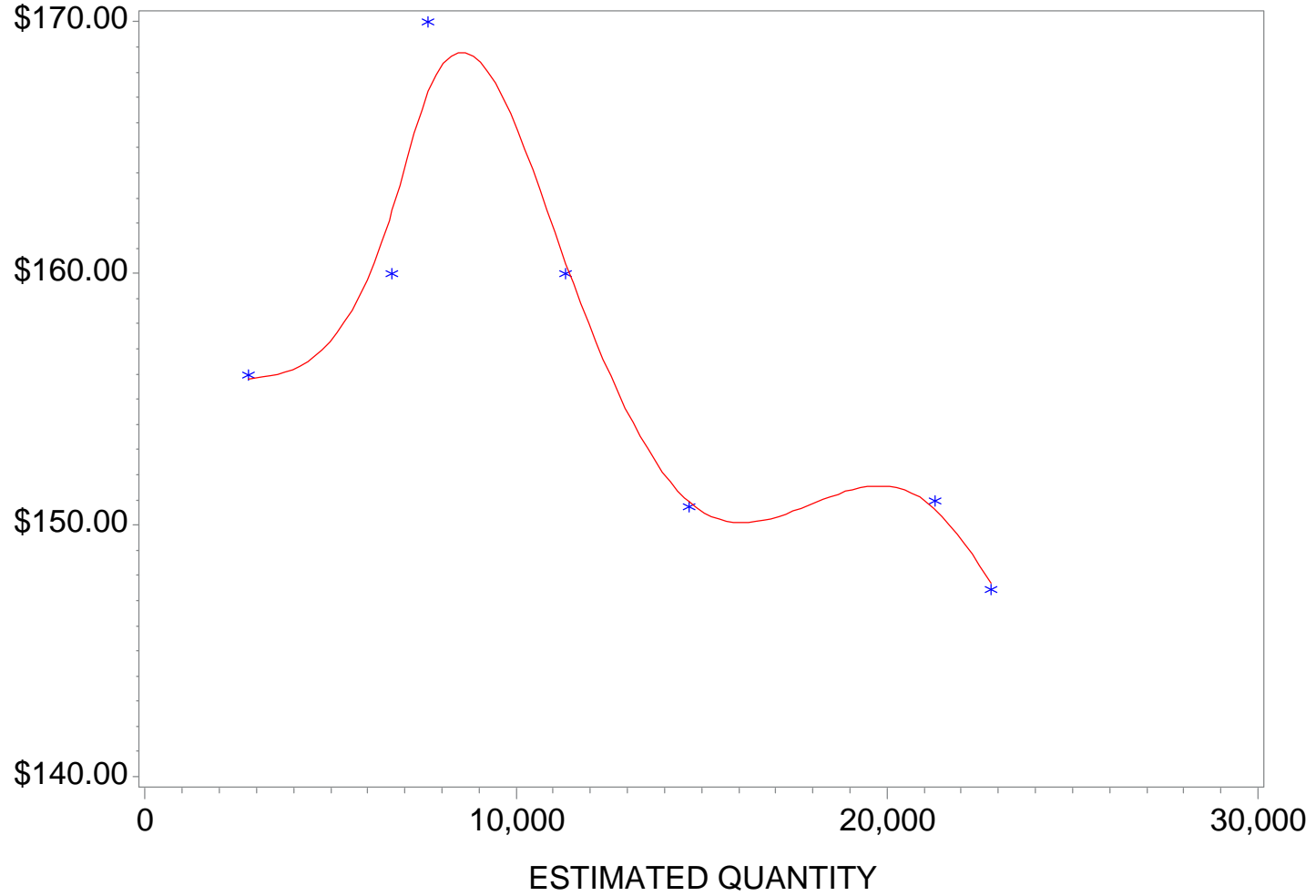
UNIT PRICE BID



New Jersey Department of Transportation Jul 2021 - Jun 2022

ITEM=406005M DESCRIPTION=HIGH PERFORMANCE THIN OVERLAY UNITS=T

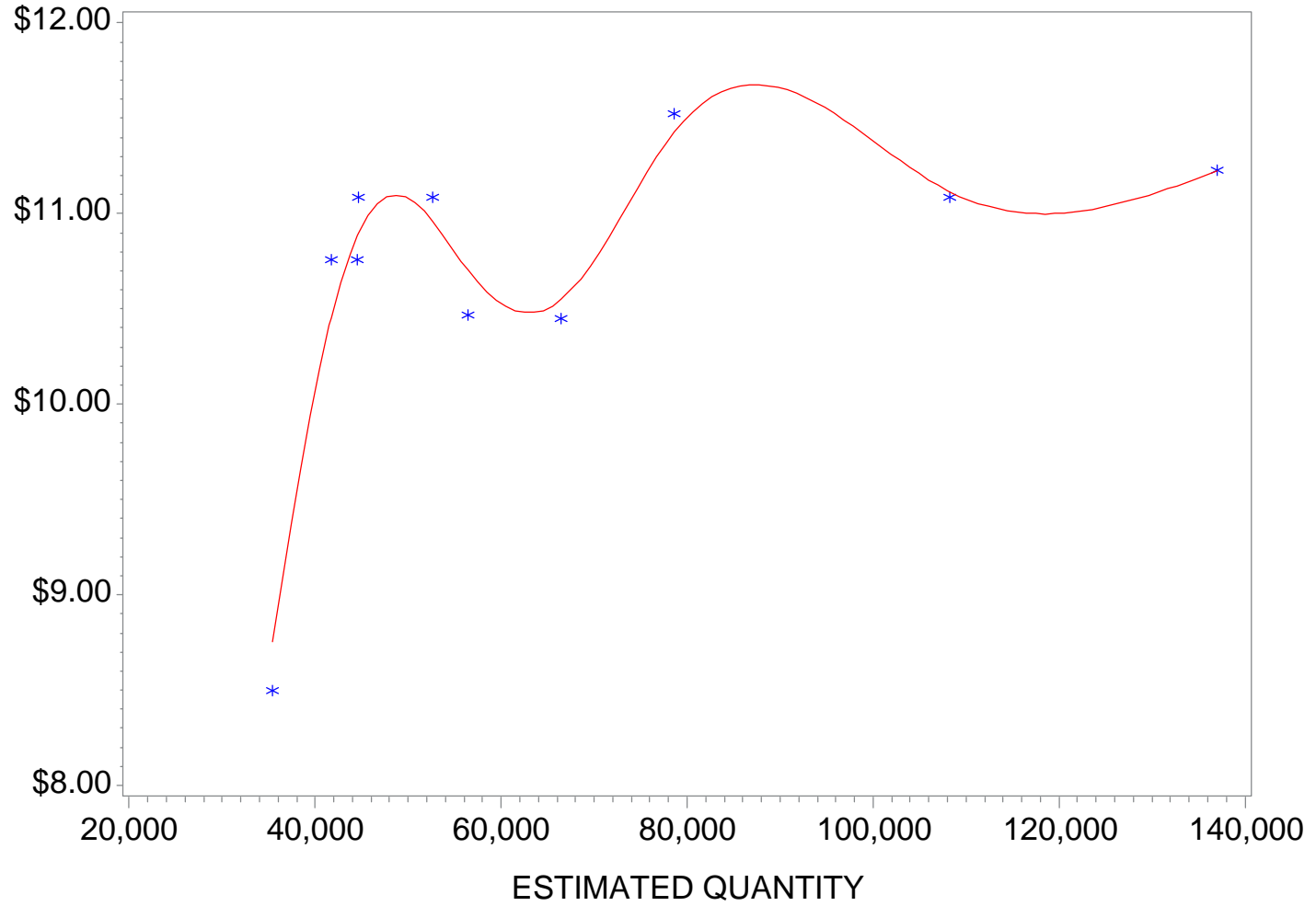
UNIT PRICE BID



New Jersey Department of Transportation Jul 2021 - Jun 2022

ITEM=421011M DESCRIPTION=SLURRY SEAL EMULSION UNITS=GAL


UNIT PRICE BID



New Jersey Department of Transportation
Jul 2021 - Jun 2022

ITEM=505066P DESCRIPTION=PREFABRICATED SUPERSTRUCTURE U UNITS=SF


UNIT PRICE BID



New Jersey Department of Transportation
Jul 2021 - Jun 2022

ITEM=511006P DESCRIPTION=STEEL SHEET PILING UNITS=SF

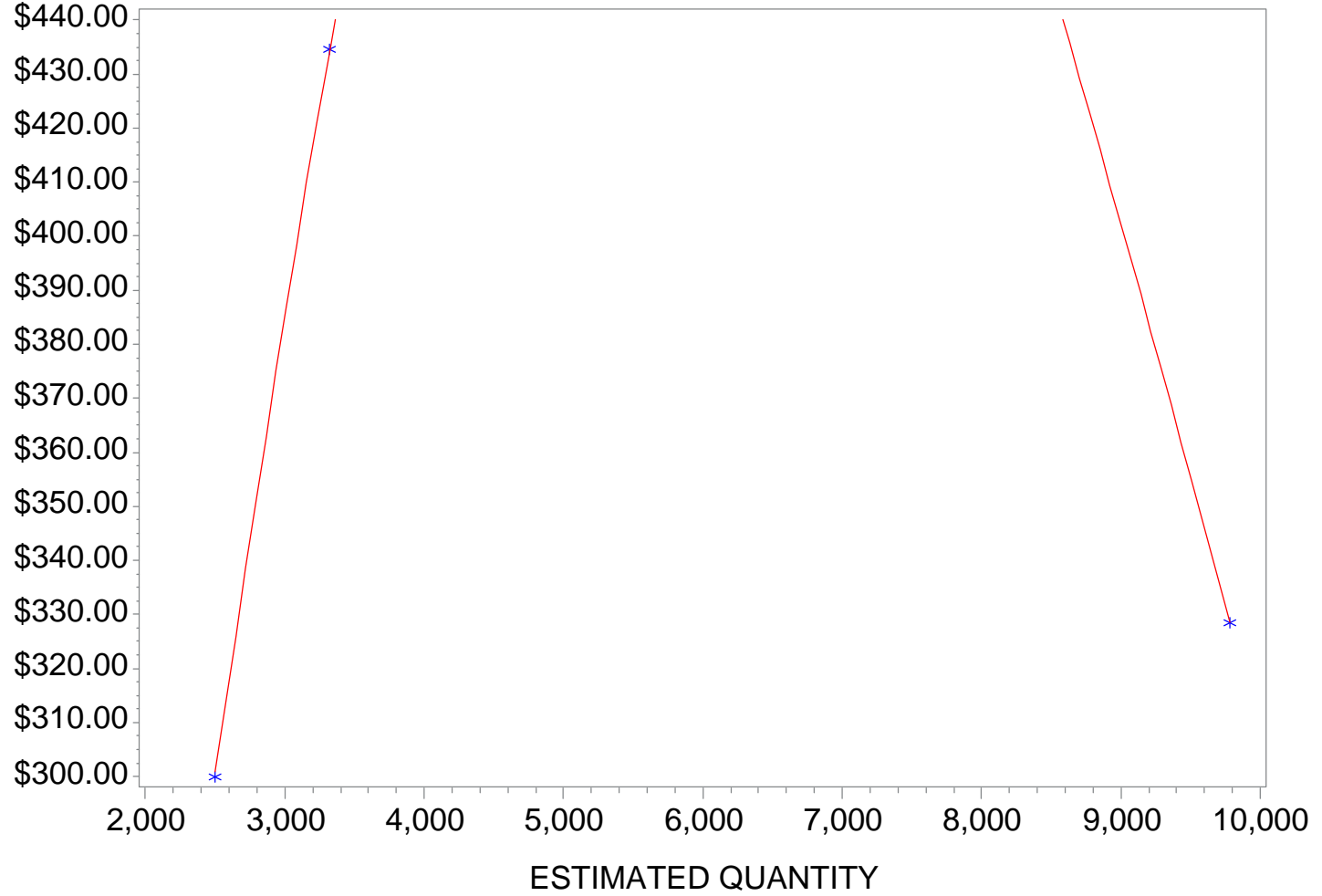
UNIT PRICE BID



New Jersey Department of Transportation Jul 2021 - Jun 2022

ITEM=513003P DESCRIPTION=RETAINING WALL, LOCATION NO. _ UNITS=SF

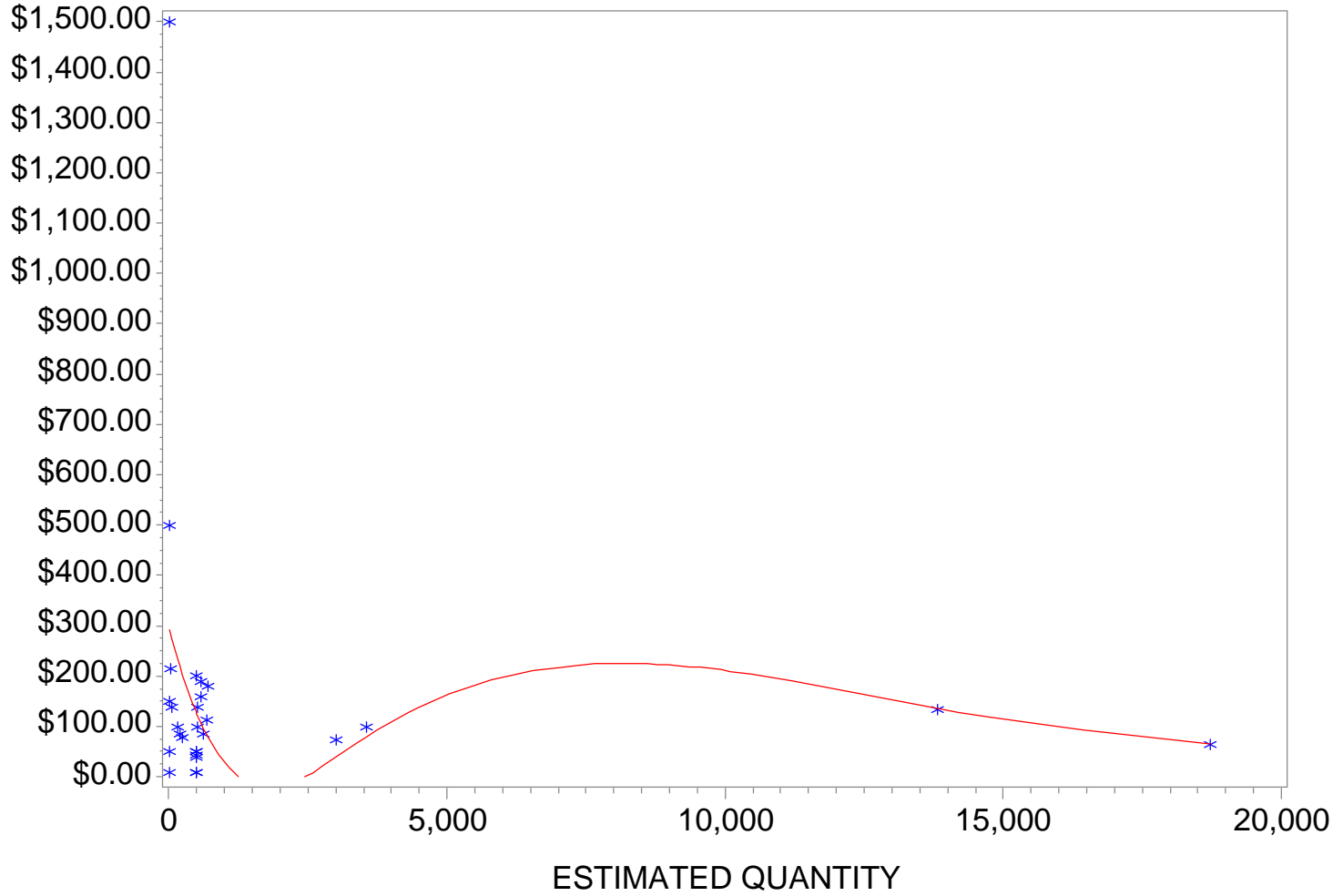
UNIT PRICE BID



New Jersey Department of Transportation Jul 2021 - Jun 2022

ITEM=606012P DESCRIPTION=CONCRETE SIDEWALK, 4" THICK UNITS=SY

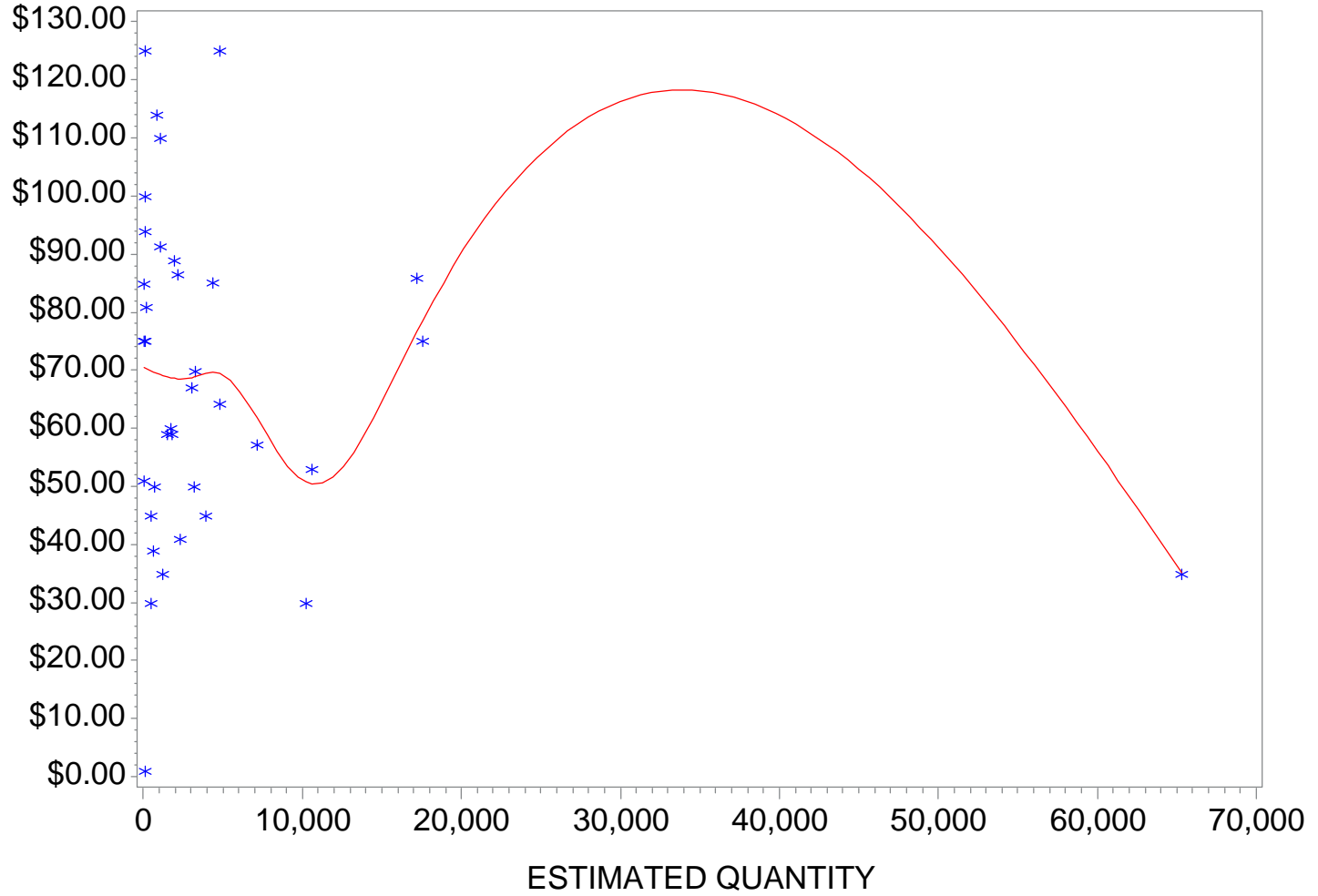
UNIT PRICE BID



New Jersey Department of Transportation Jul 2021 - Jun 2022

ITEM=607018P DESCRIPTION=9" X 16" CONCRETE VERTICAL CUR UNITS=LF

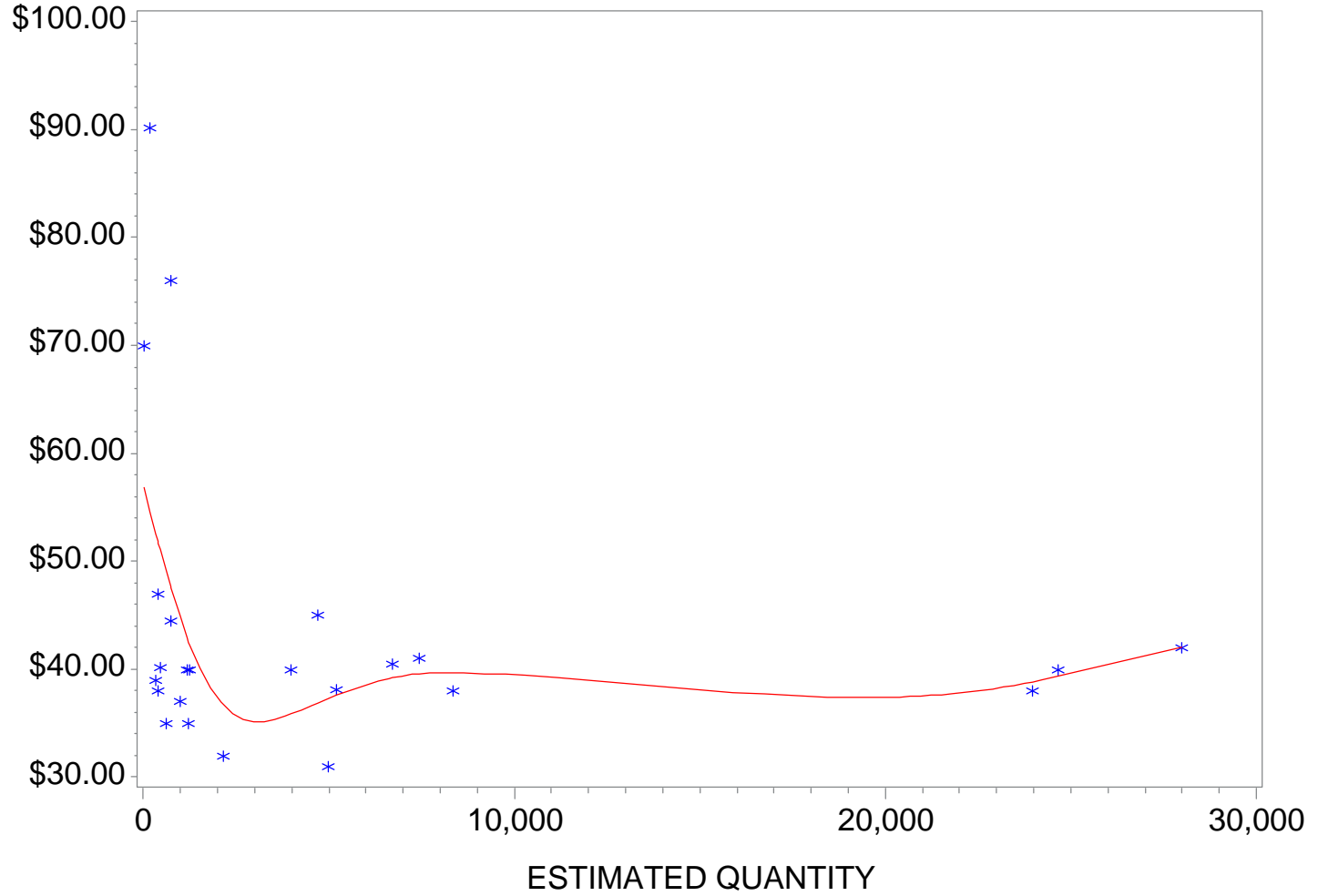
UNIT PRICE BID



New Jersey Department of Transportation Jul 2021 - Jun 2022

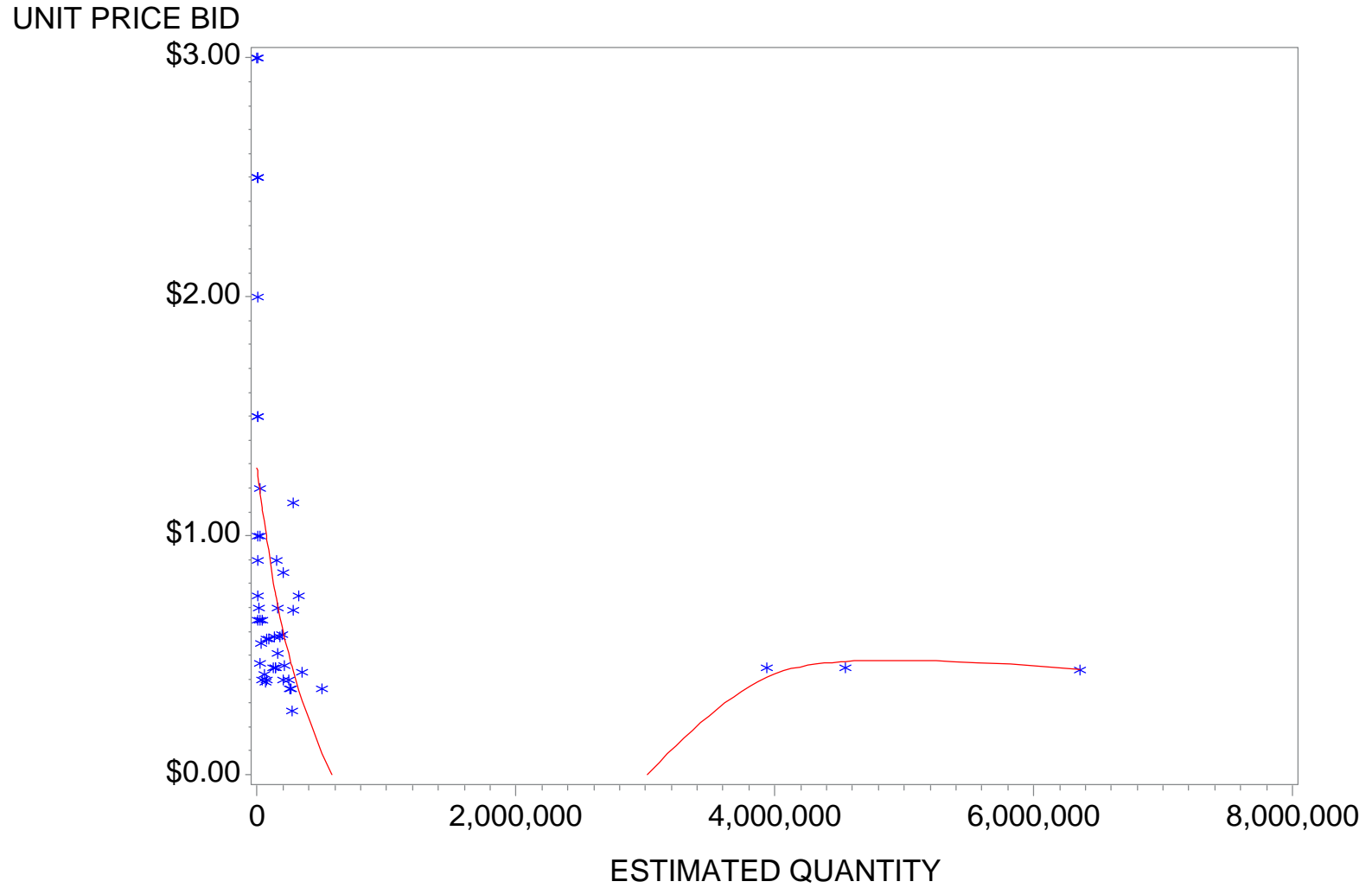
ITEM=609003M DESCRIPTION=BEAM GUIDE RAIL UNITS=LF

UNIT PRICE BID



New Jersey Department of Transportation Jul 2021 - Jun 2022

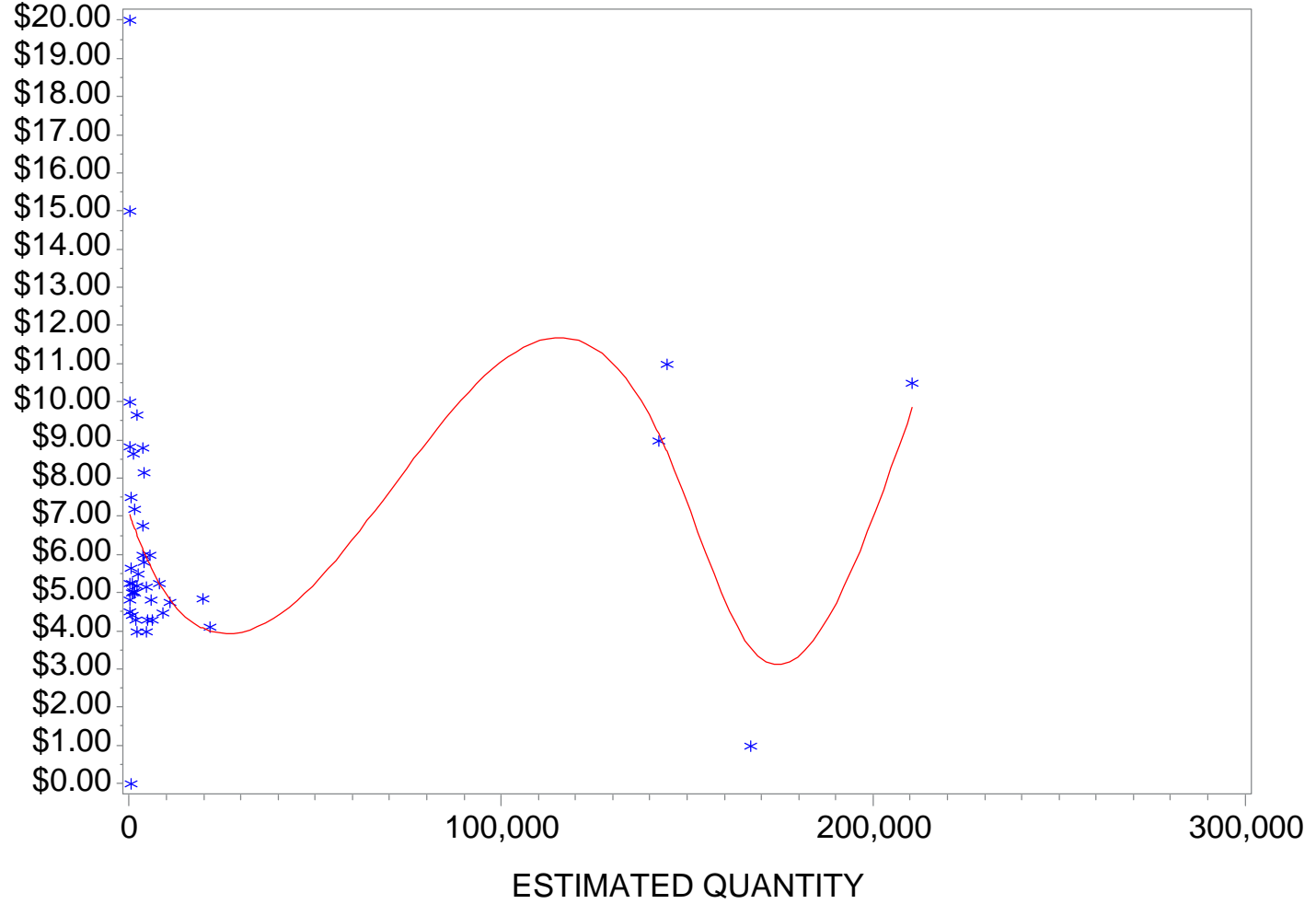
ITEM=610003M DESCRIPTION=TRAFFIC STRIPES, 4" UNITS=LF



New Jersey Department of Transportation Jul 2021 - Jun 2022

ITEM=610017M DESCRIPTION=TRAFFIC MARKING LINES, 24" UNITS=LF

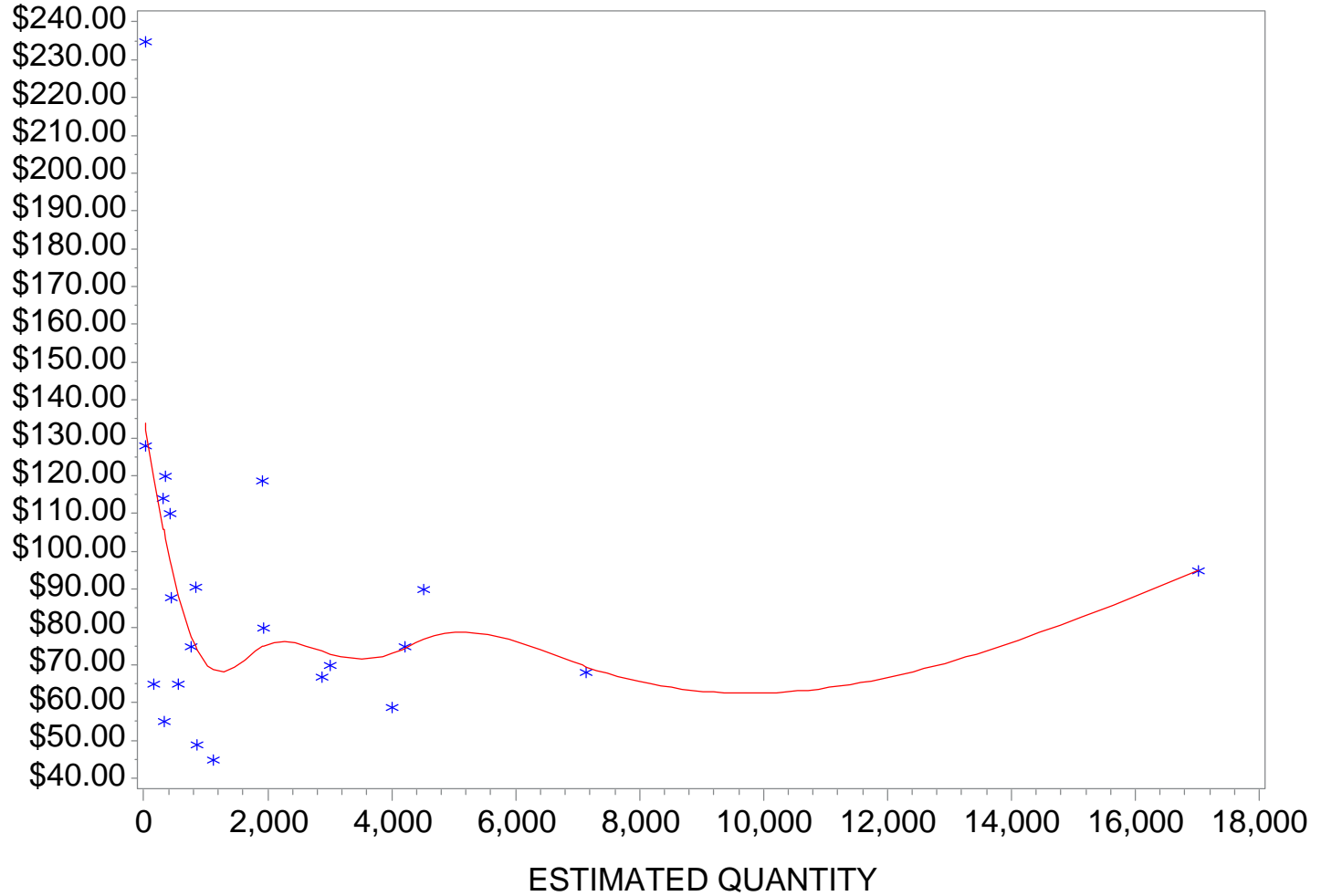
UNIT PRICE BID



New Jersey Department of Transportation
 Jul 2021 - Jun 2022

ITEM=701021P DESCRIPTION=3" RIGID METALLIC CONDUIT UNITS=LF

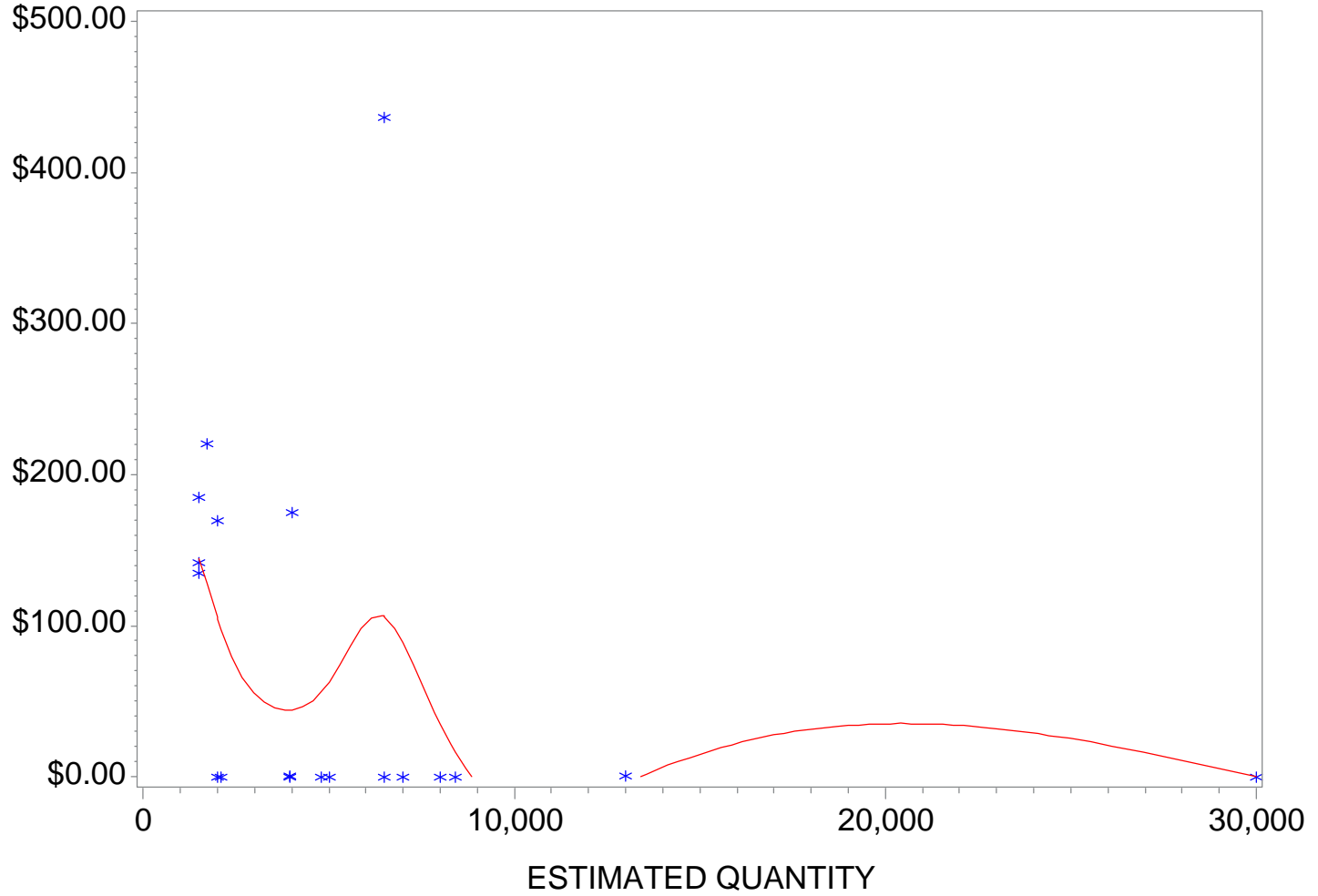
UNIT PRICE BID



New Jersey Department of Transportation Jul 2021 - Jun 2022

ITEM=MMB172M DESCRIPTION=LANE CLOSURES UNITS=HOUR

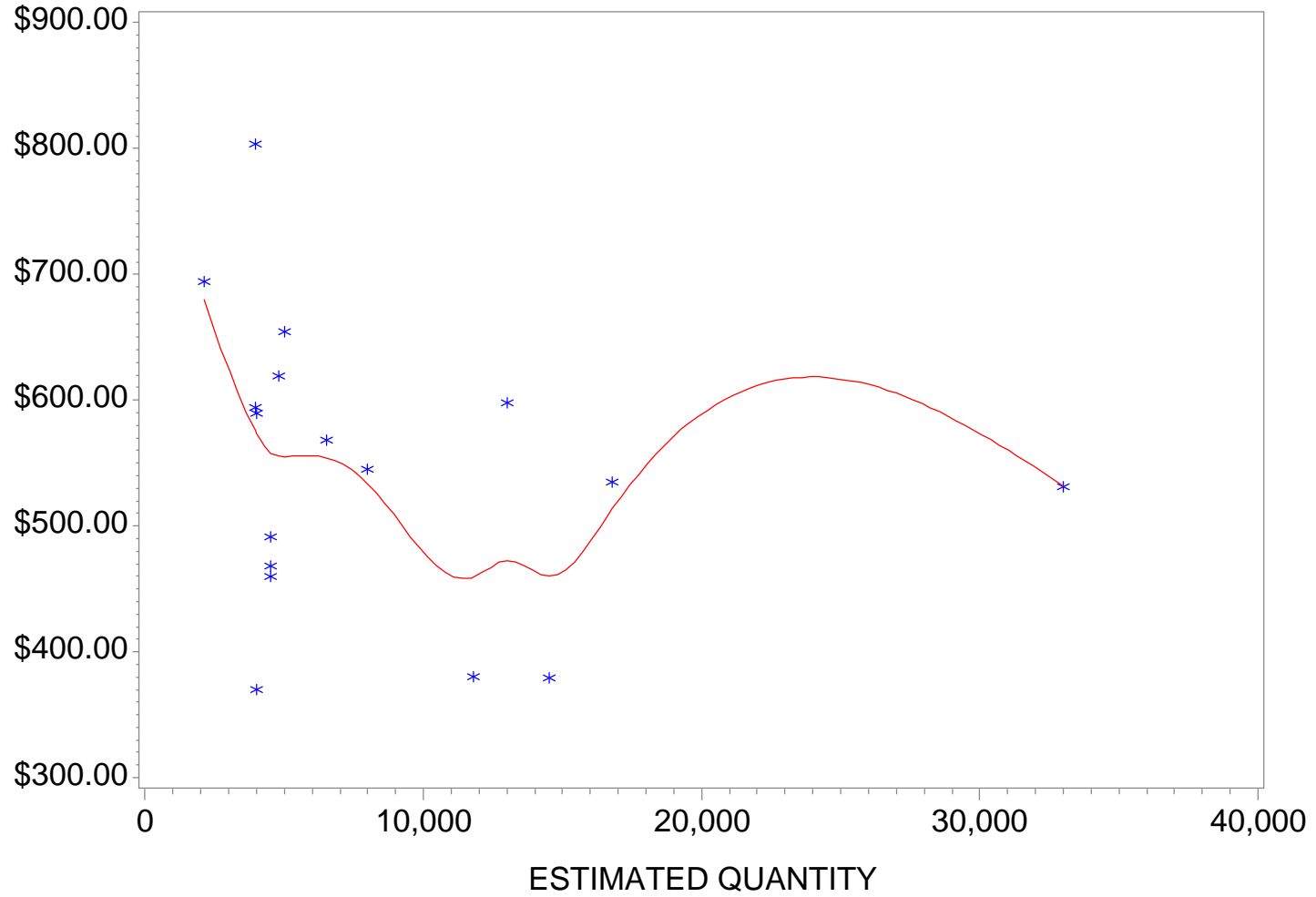
UNIT PRICE BID



New Jersey Department of Transportation Jul 2021 - Jun 2022

ITEM=MMB186M DESCRIPTION=LABOR CREW UNITS=HOUR

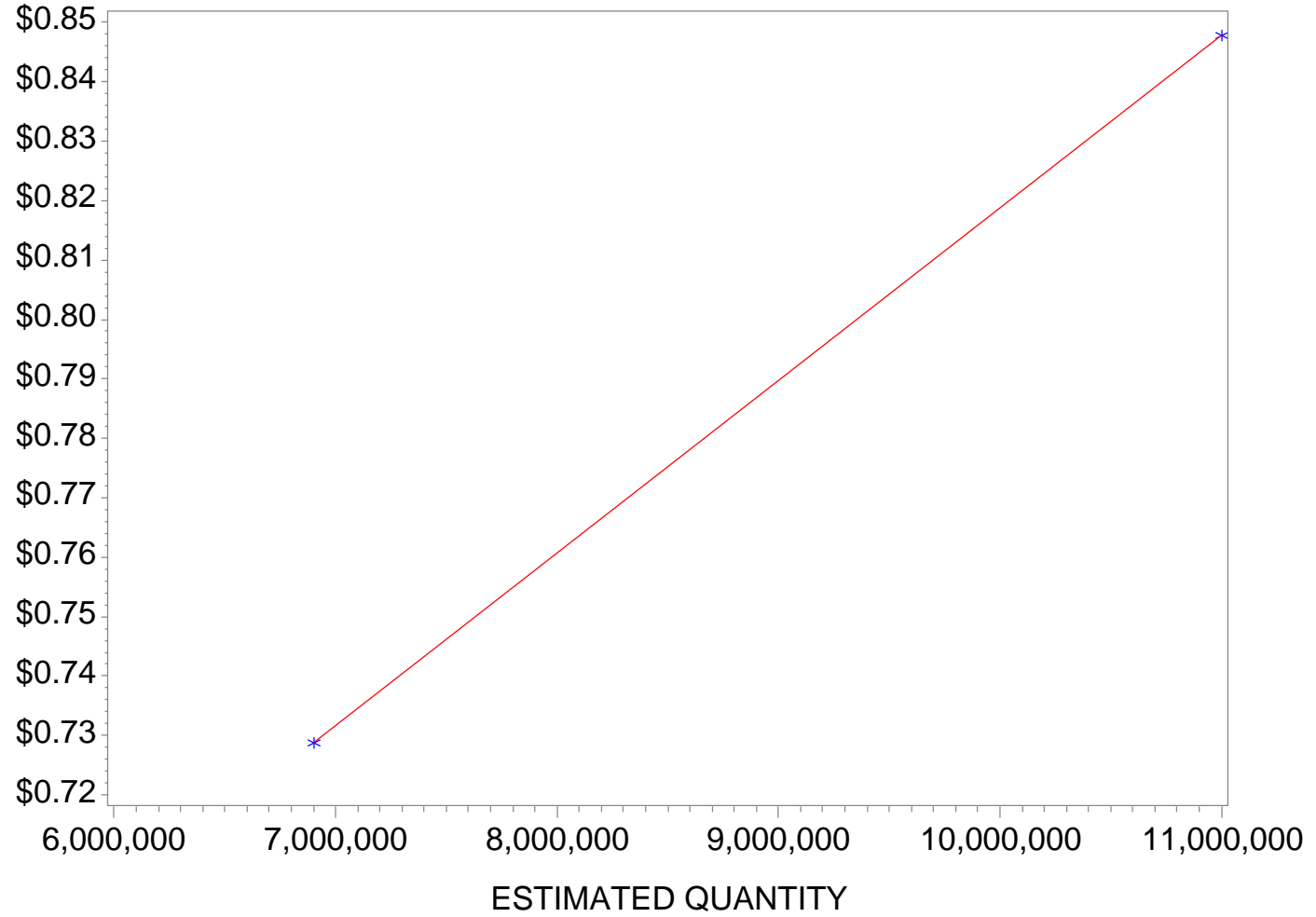
UNIT PRICE BID



New Jersey Department of Transportation Jul 2021 - Jun 2022

ITEM=MMG095M DESCRIPTION=ADJUSTMENT FACTOR UNITS=PCT

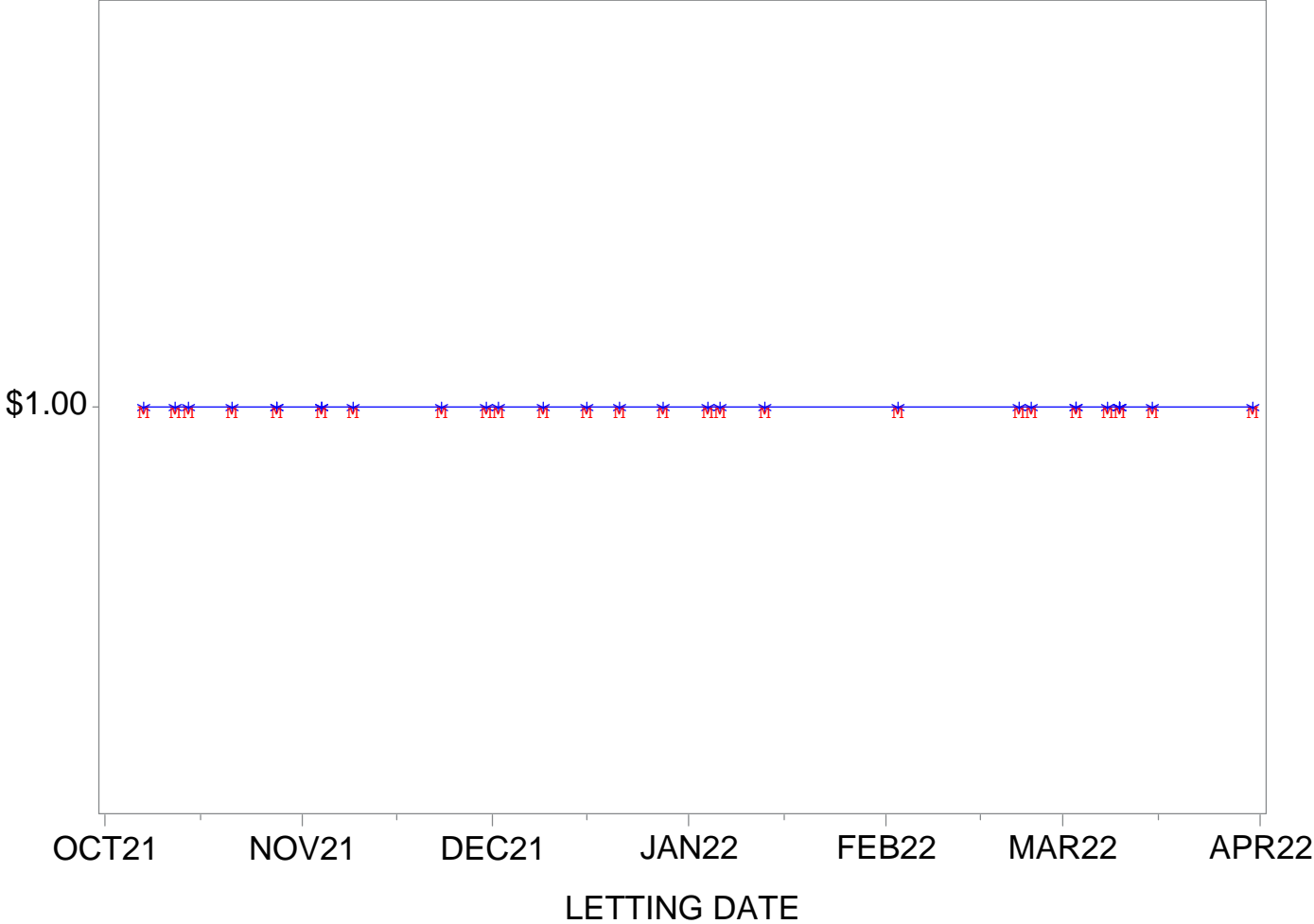
UNIT PRICE BID



New Jersey Department of Transportation Jul 2021 - Jun 2022

ITEM=109006M DESCRIPTION=FORCE ACCOUNT UNITS=DOLL

UNIT PRICE BID



New Jersey Department of Transportation
Jul 2021 - Jun 2022

ITEM=159175P DESCRIPTION=CONSTRUCTION BARRIER CURB, MOV UNITS=LF

UNIT PRICE BID



New Jersey Department of Transportation
Jul 2021 - Jun 2022

ITEM=202041M DESCRIPTION=DREDGE, TRANS AND PLACE TO CDF UNITS=CY

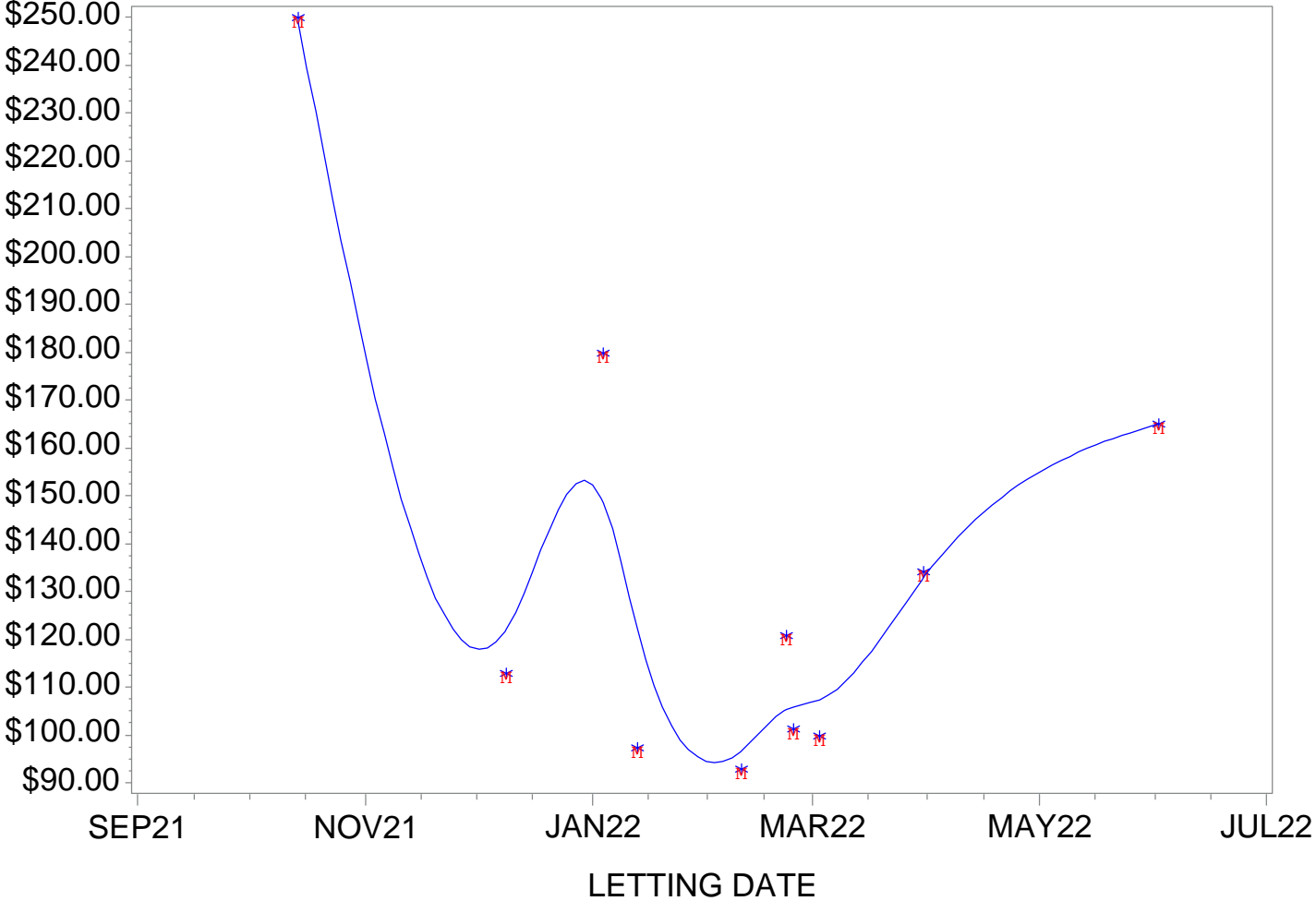
UNIT PRICE BID



New Jersey Department of Transportation Jul 2021 - Jun 2022

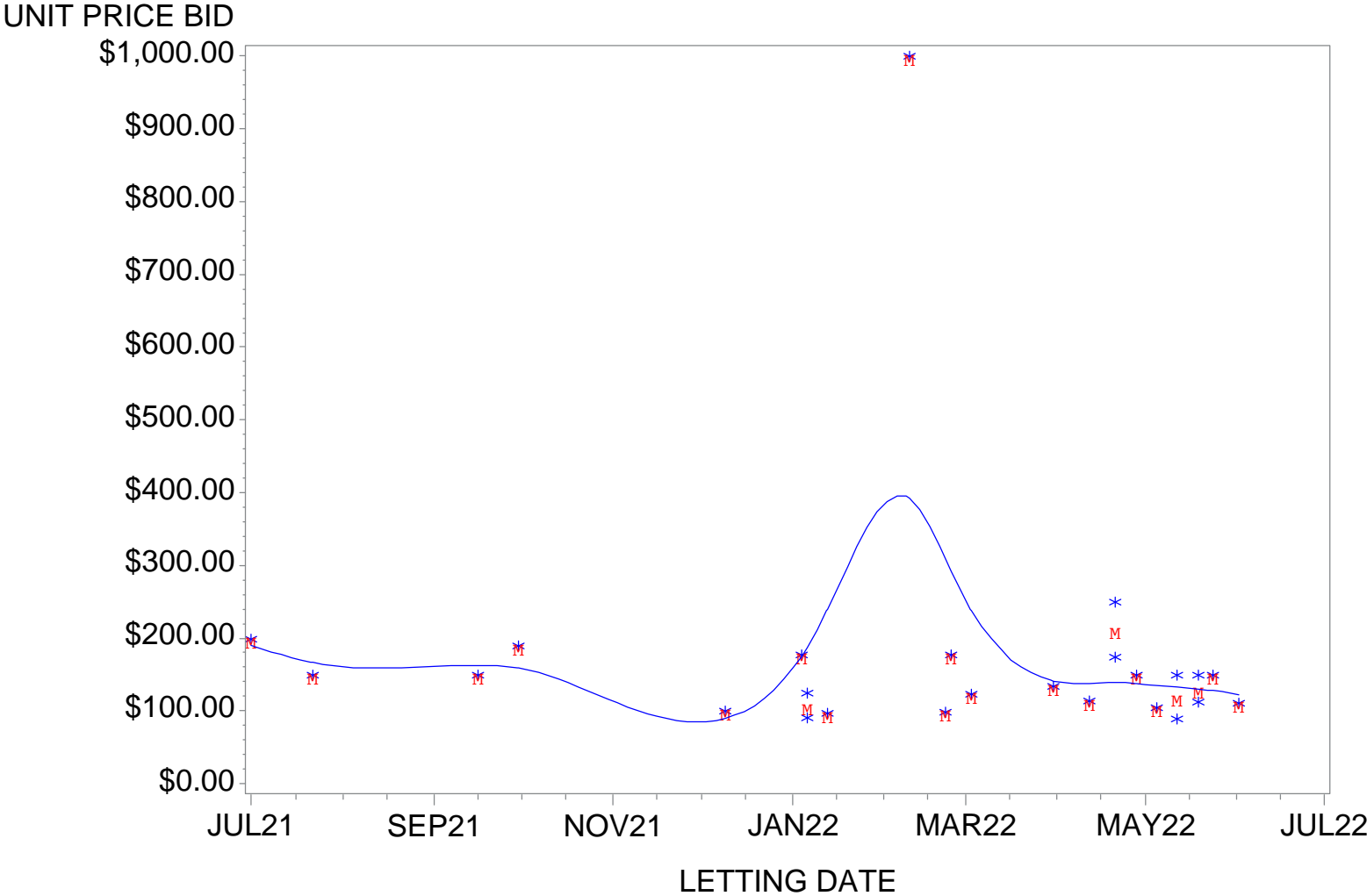
ITEM=401042M DESCRIPTION=HOT MIX ASPHALT 9.5 M 64 SURFA UNITS=T

UNIT PRICE BID



New Jersey Department of Transportation Jul 2021 - Jun 2022

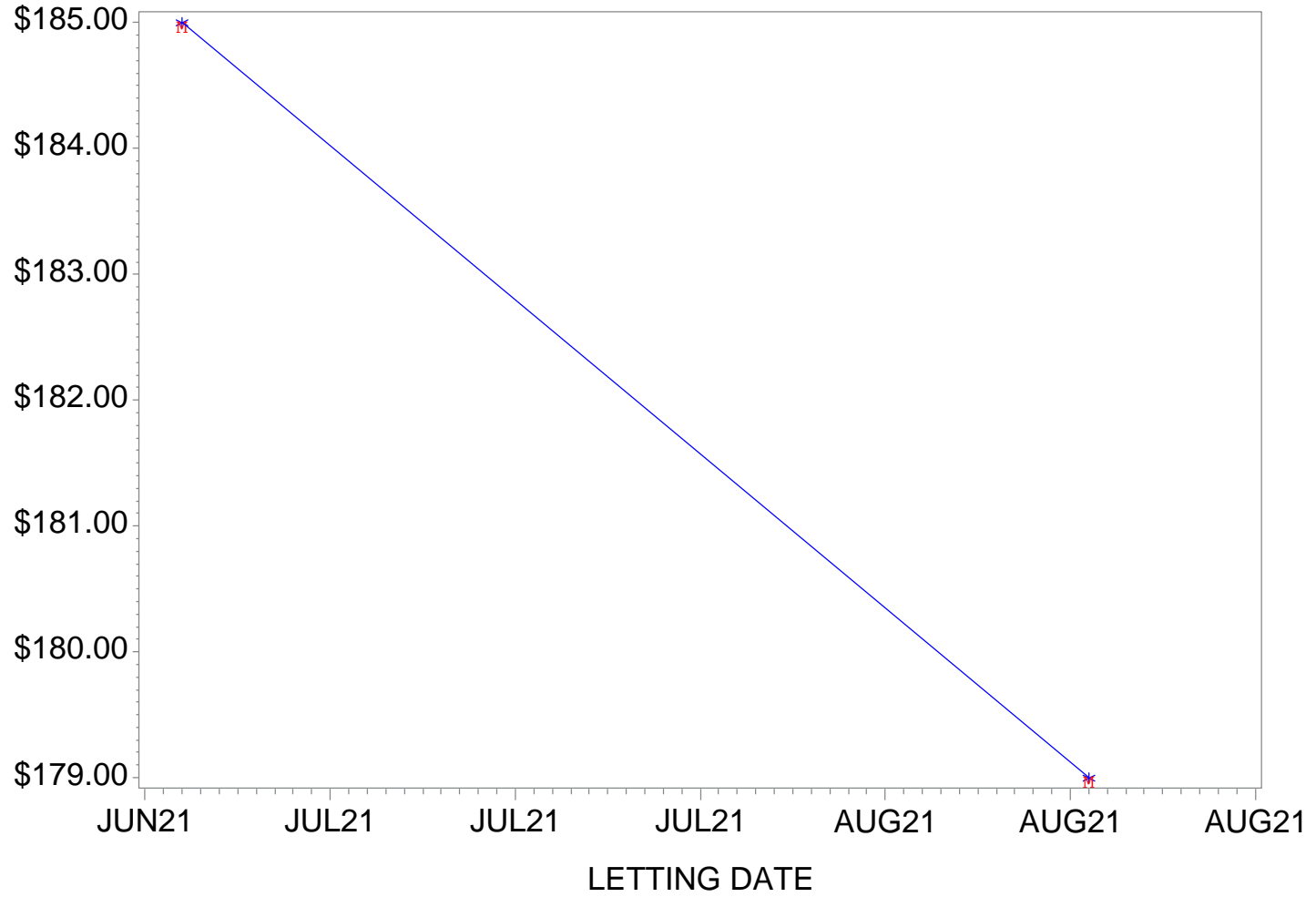
ITEM=401054M DESCRIPTION=HOT MIX ASPHALT 12.5 M 64 SURF UNITS=T



New Jersey Department of Transportation Jul 2021 - Jun 2022

ITEM=403003M DESCRIPTION=ULTRA-THIN FRICTION COURSE UNITS=T

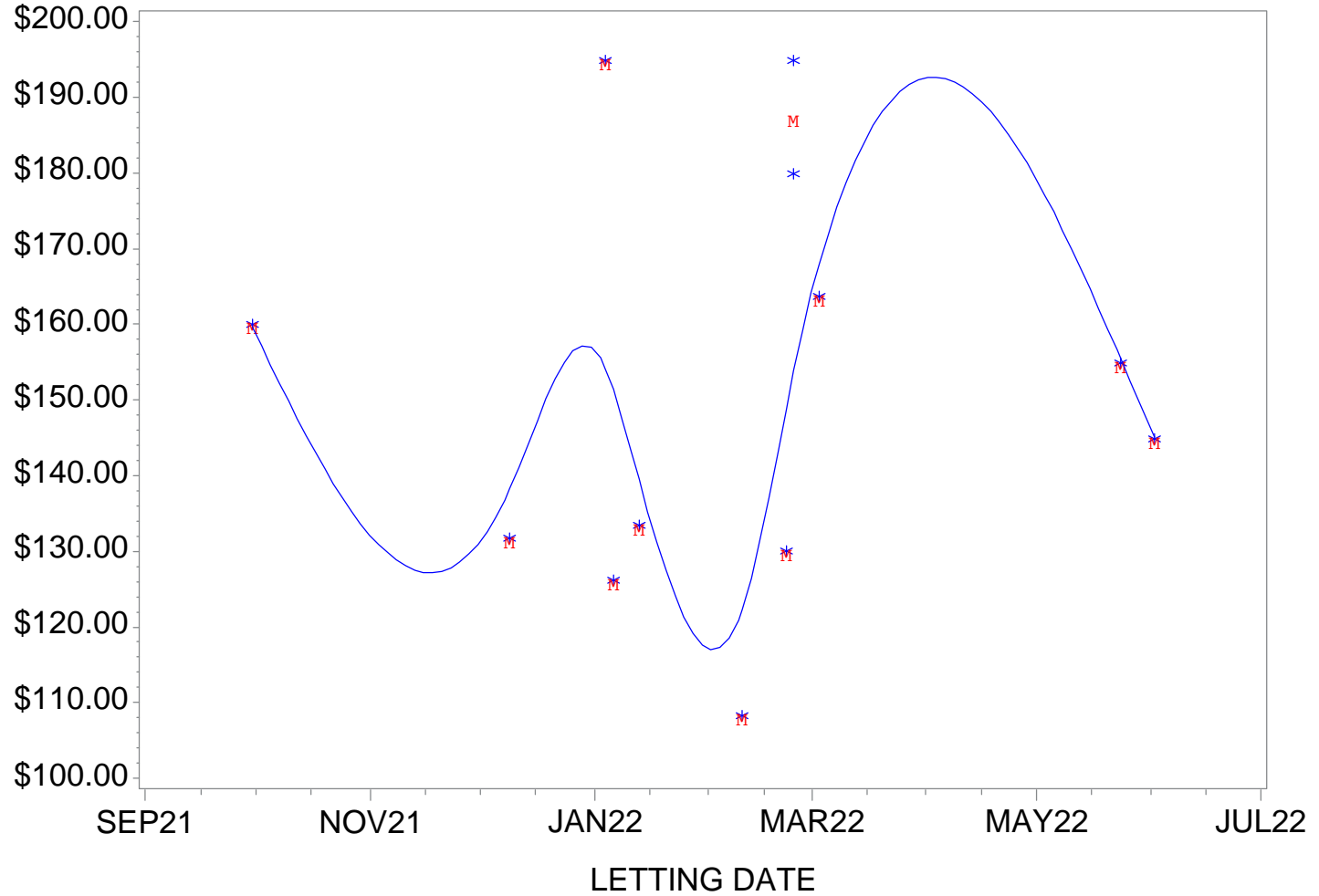
UNIT PRICE BID



New Jersey Department of Transportation Jul 2021 - Jun 2022

ITEM=404006M DESCRIPTION=STONE MATRIX ASPHALT 12.5 MM S UNITS=T

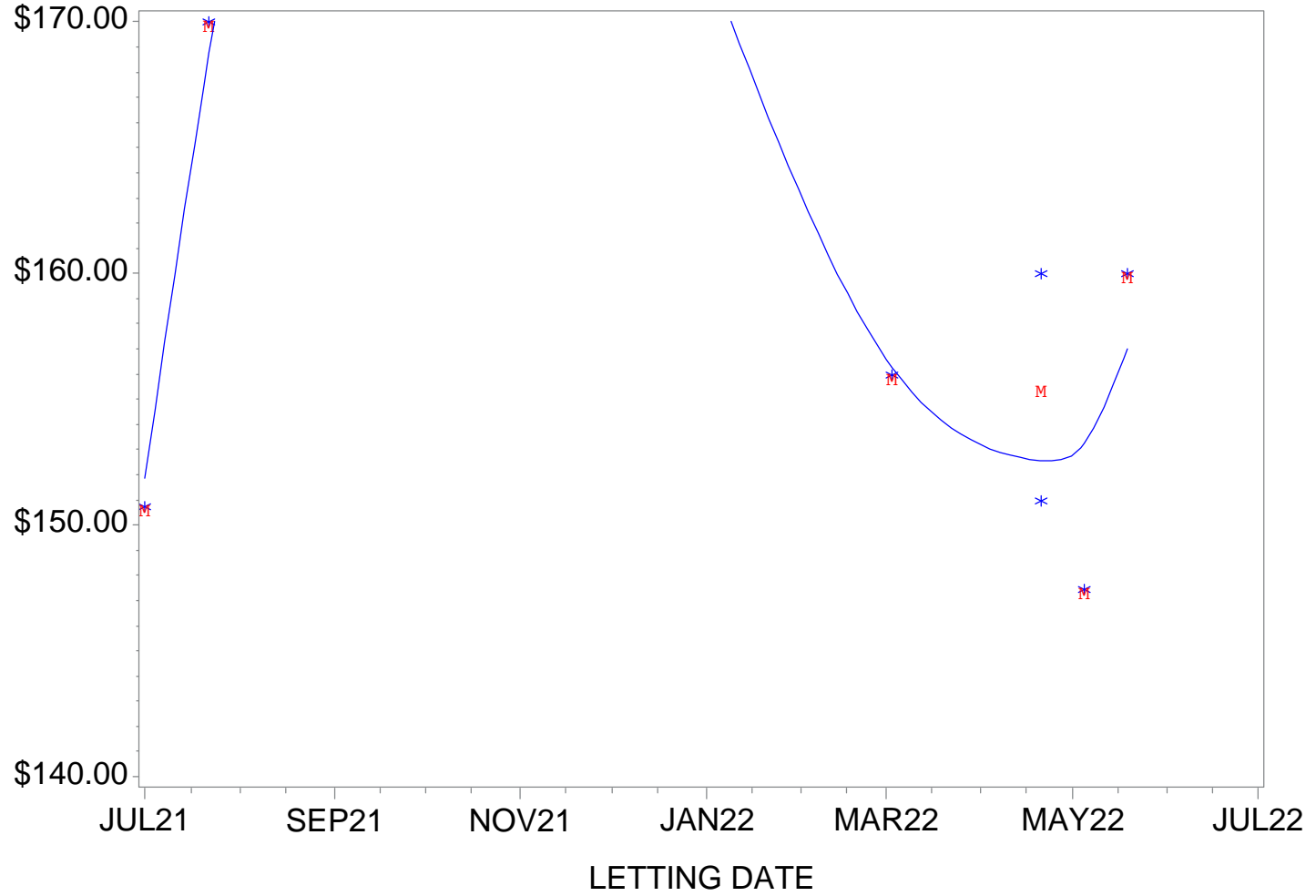
UNIT PRICE BID



New Jersey Department of Transportation Jul 2021 - Jun 2022

ITEM=406005M DESCRIPTION=HIGH PERFORMANCE THIN OVERLAY UNITS=T

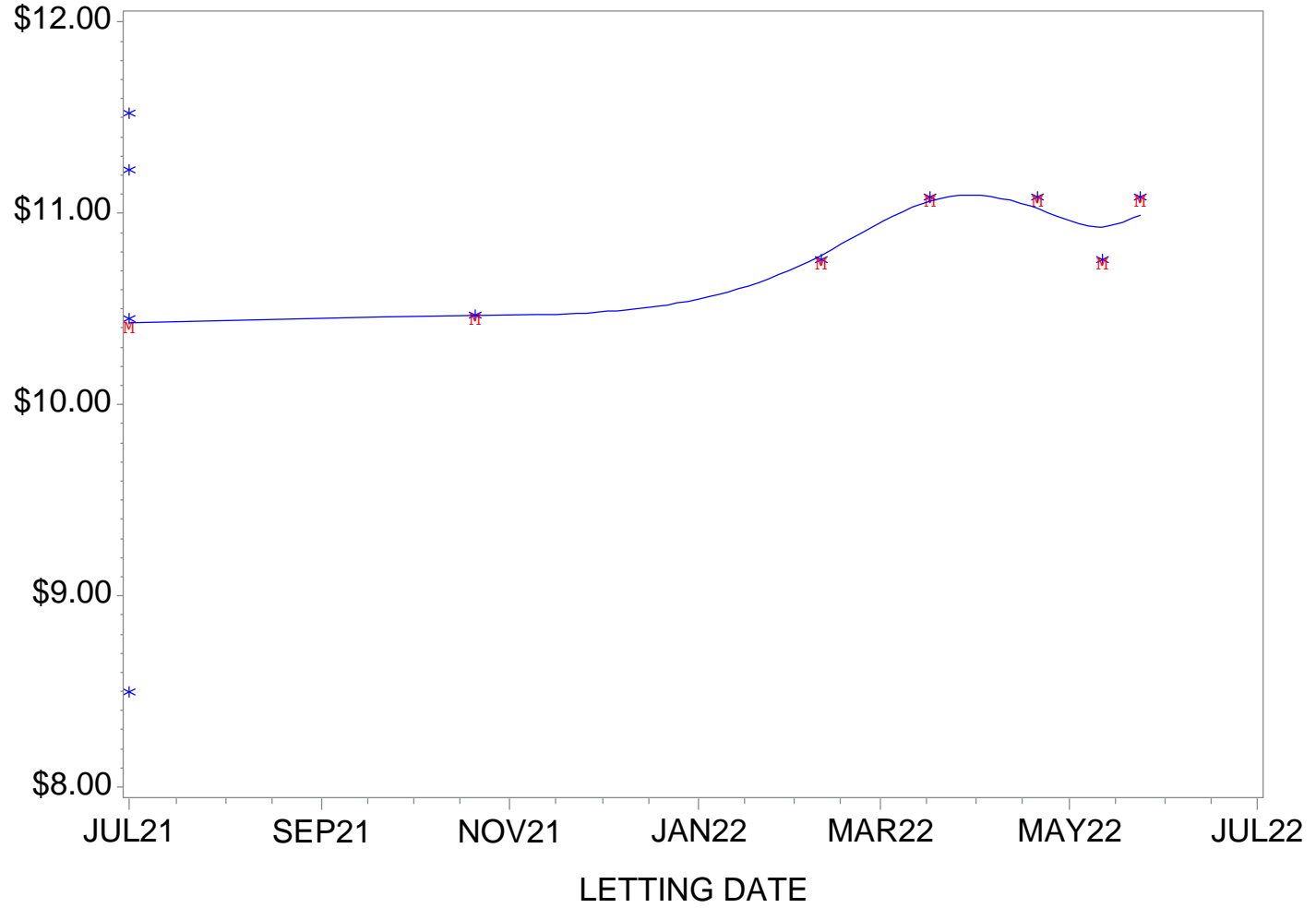
UNIT PRICE BID



New Jersey Department of Transportation Jul 2021 - Jun 2022

ITEM=421011M DESCRIPTION=SLURRY SEAL EMULSION UNITS=GAL

UNIT PRICE BID



New Jersey Department of Transportation
Jul 2021 - Jun 2022

ITEM=505066P DESCRIPTION=PREFABRICATED SUPERSTRUCTURE U UNITS=SF

UNIT PRICE BID



New Jersey Department of Transportation
Jul 2021 - Jun 2022

ITEM=511006P DESCRIPTION=STEEL SHEET PILING UNITS=SF

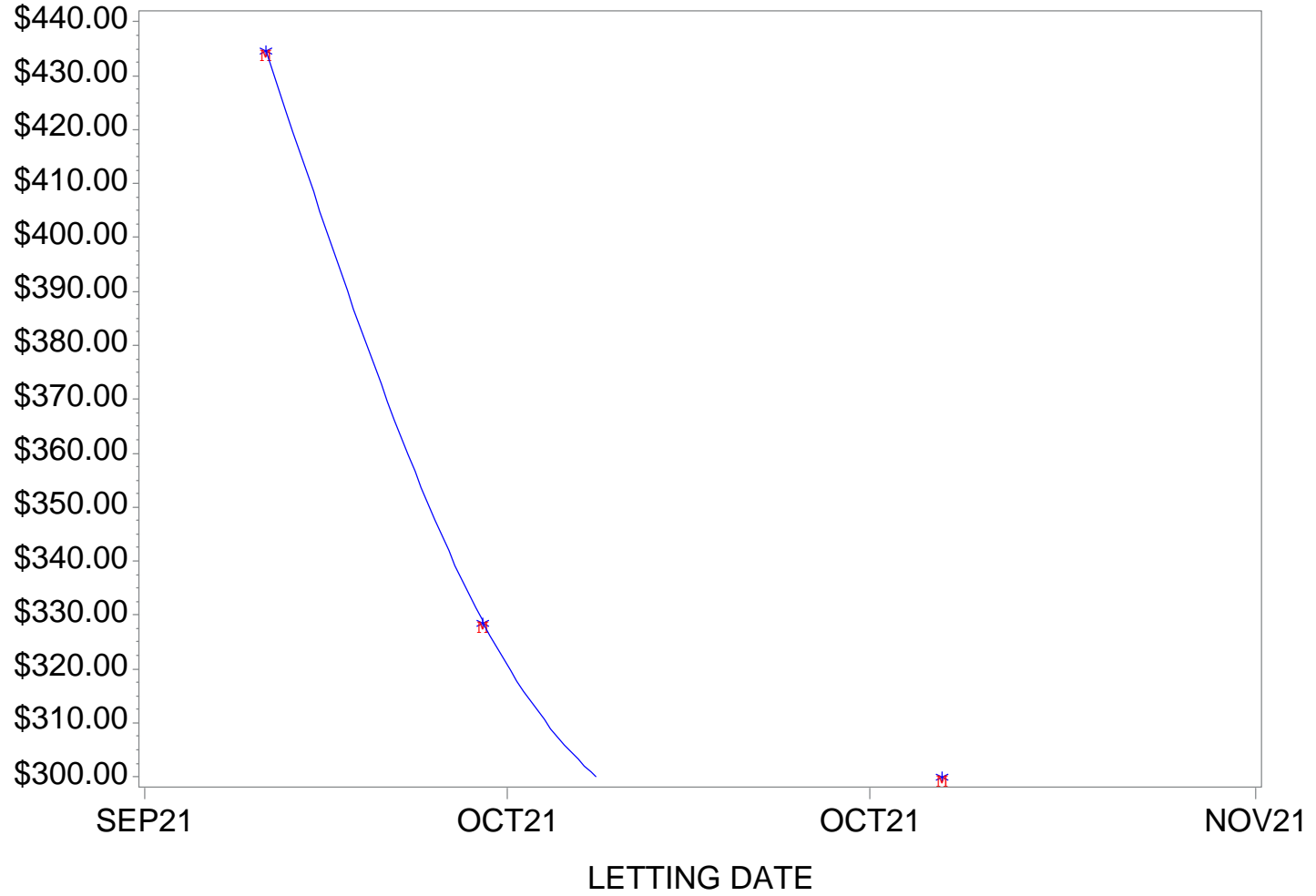
UNIT PRICE BID



New Jersey Department of Transportation Jul 2021 - Jun 2022

ITEM=513003P DESCRIPTION=RETAINING WALL, LOCATION NO. _ UNITS=SF

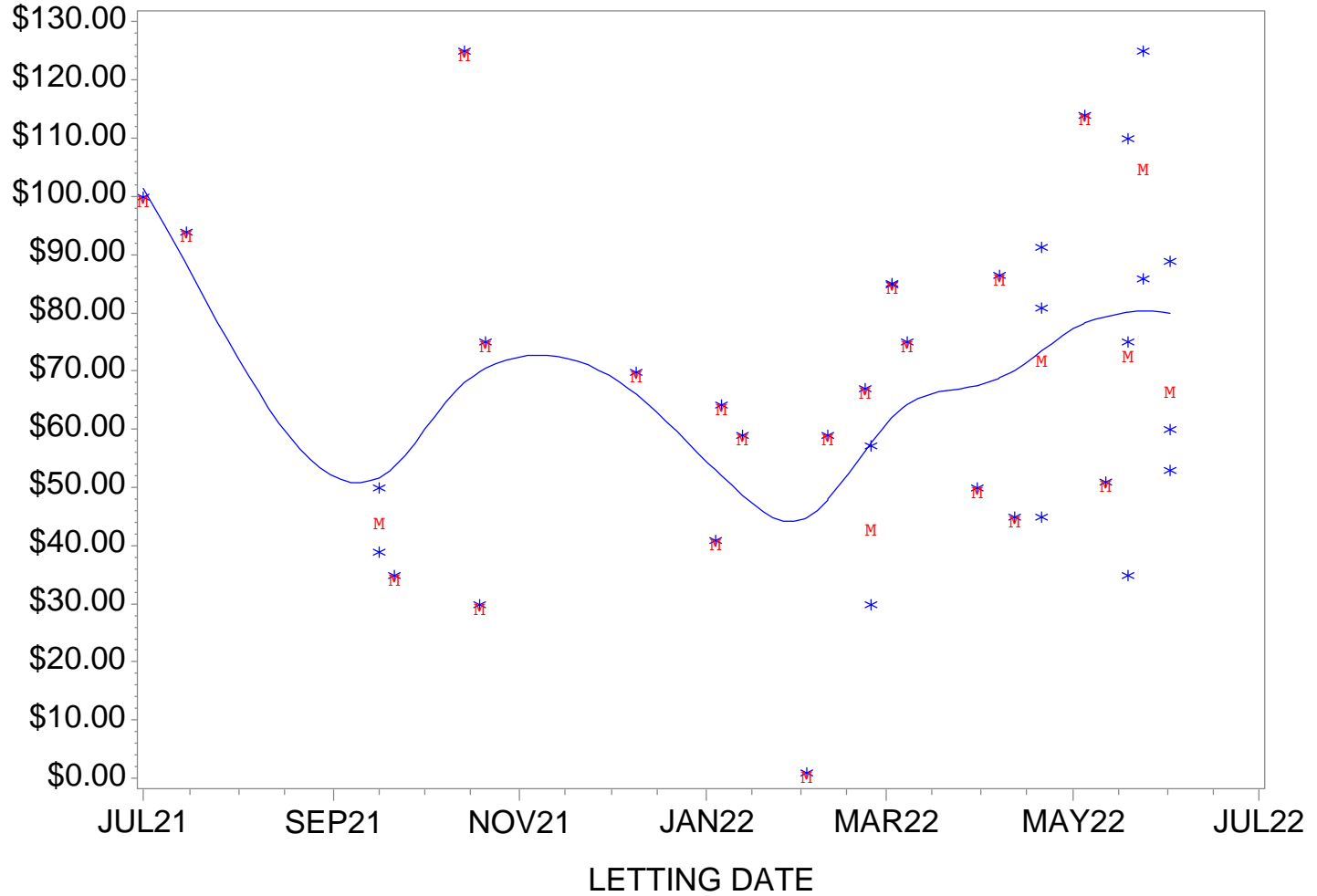
UNIT PRICE BID



New Jersey Department of Transportation Jul 2021 - Jun 2022

ITEM=607018P DESCRIPTION=9" X 16" CONCRETE VERTICAL CUR UNITS=LF

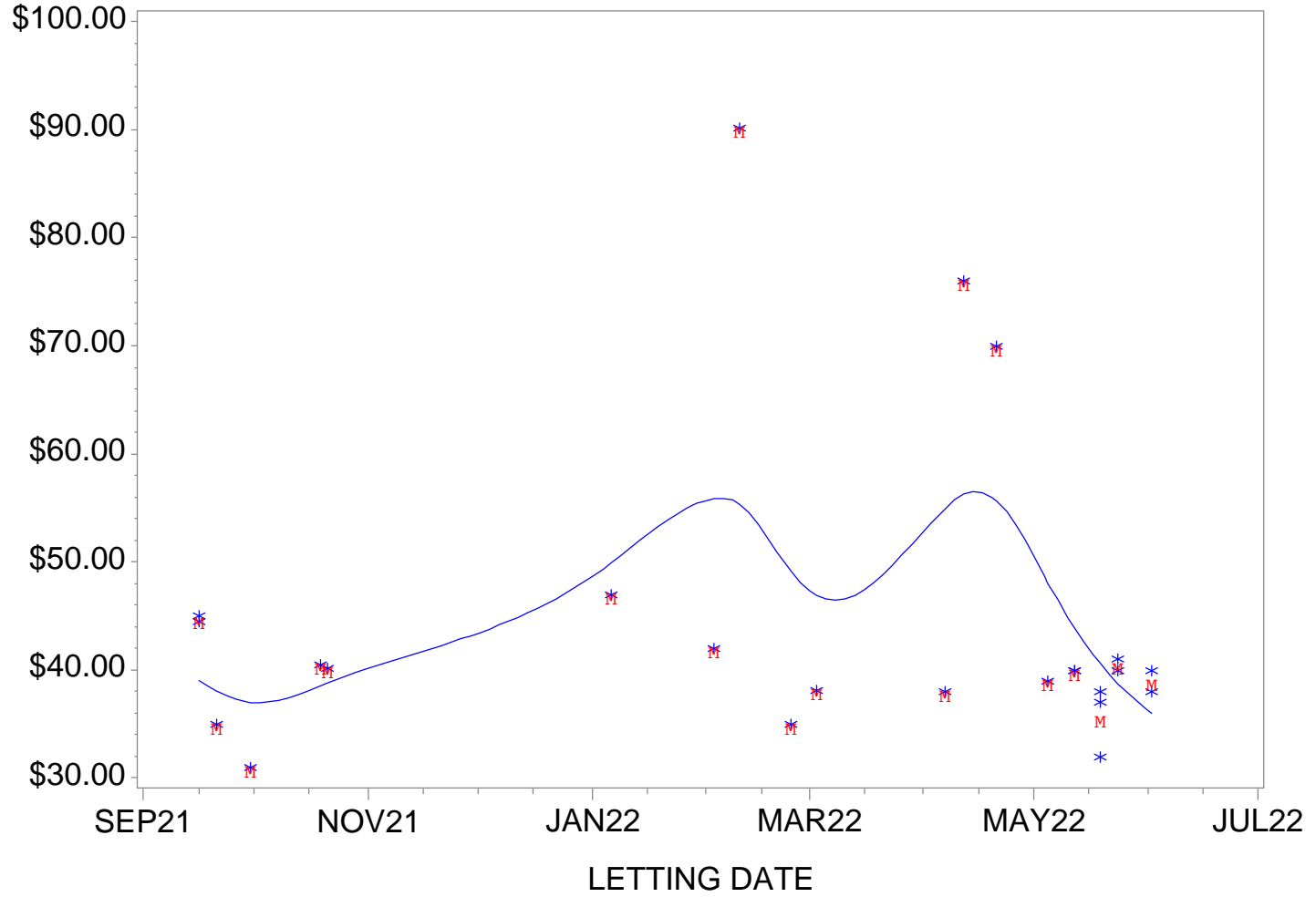
UNIT PRICE BID



New Jersey Department of Transportation Jul 2021 - Jun 2022

ITEM=609003M DESCRIPTION=BEAM GUIDE RAIL UNITS=LF

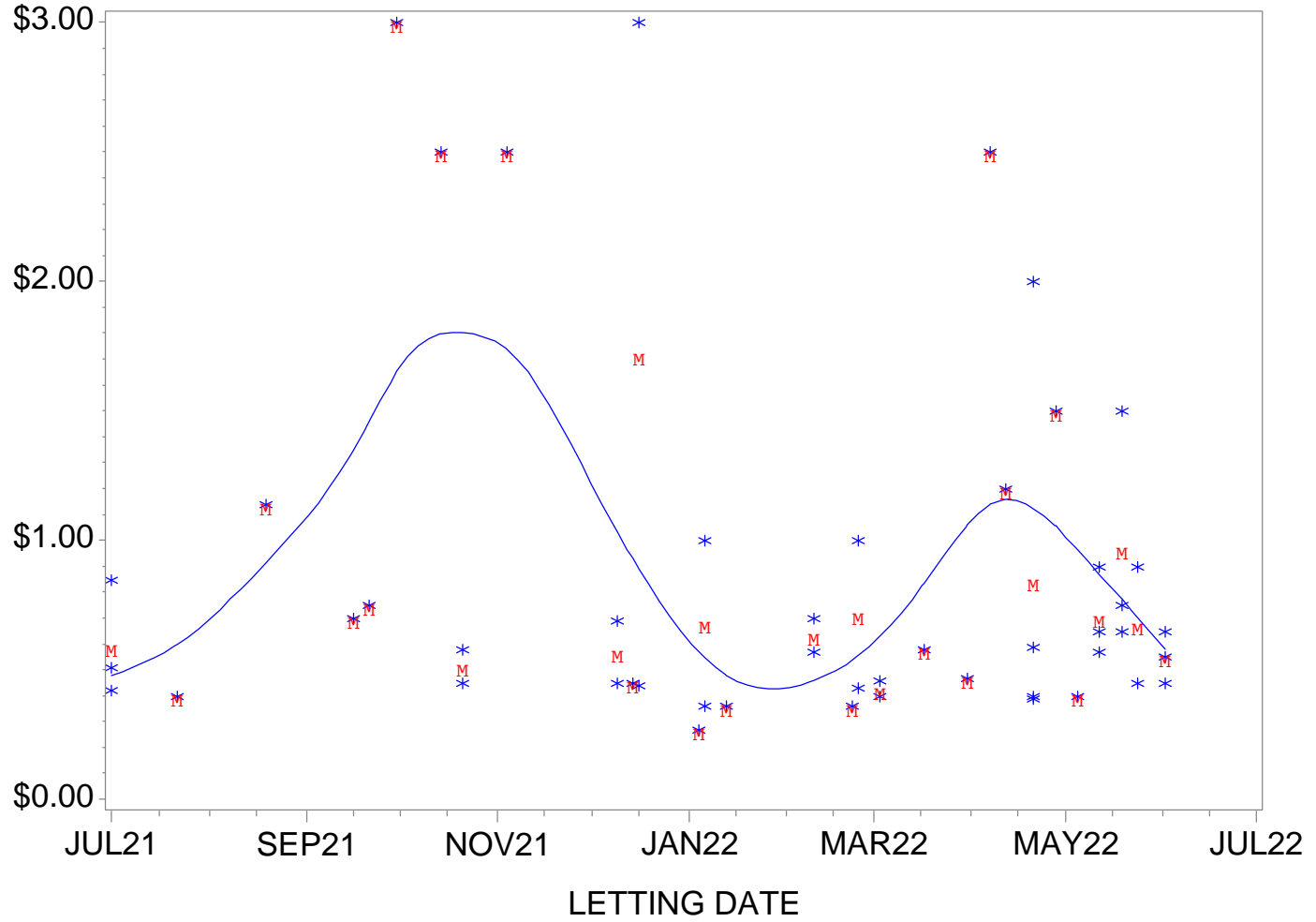
UNIT PRICE BID



New Jersey Department of Transportation Jul 2021 - Jun 2022

ITEM=610003M DESCRIPTION=TRAFFIC STRIPES, 4" UNITS=LF

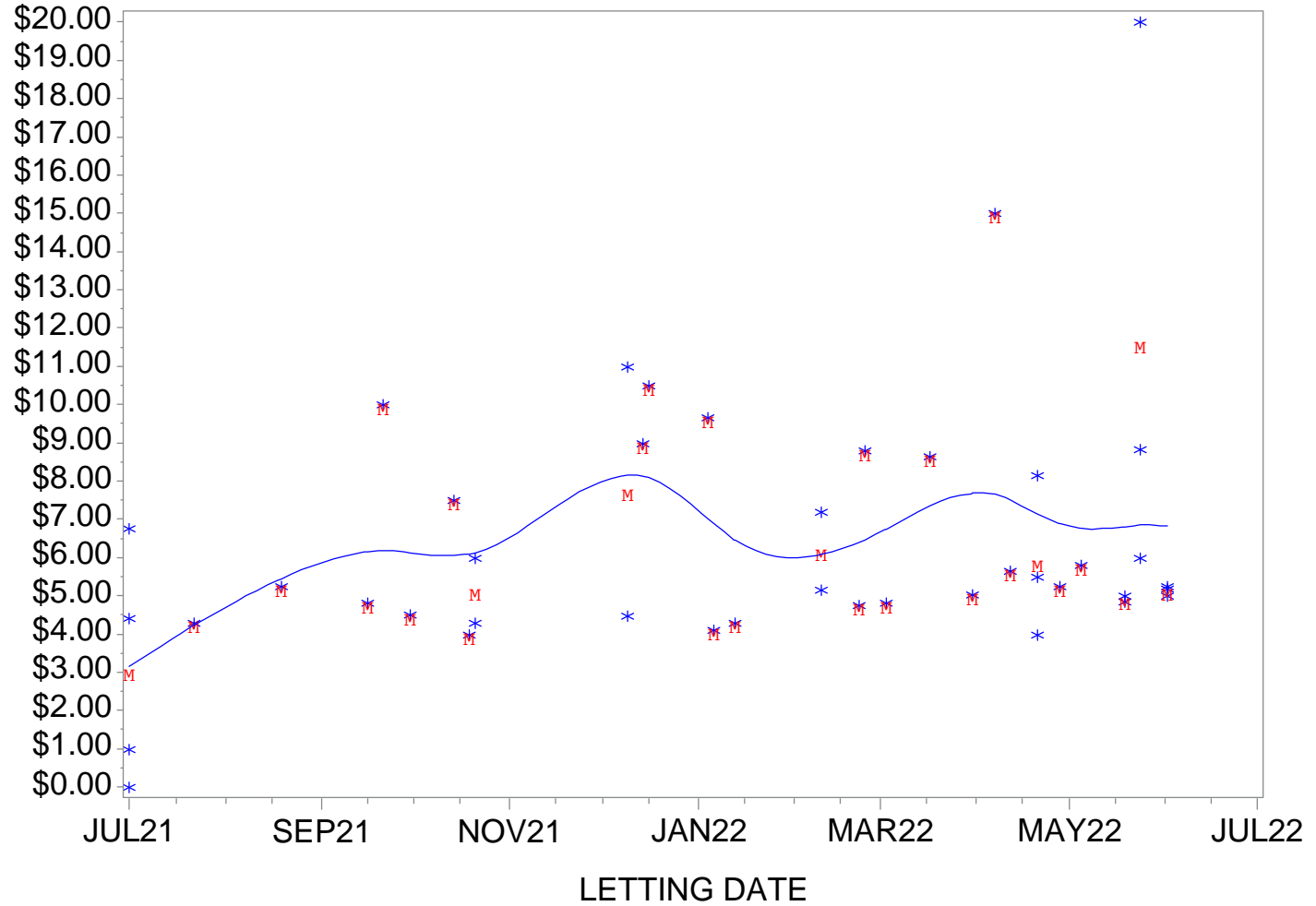
UNIT PRICE BID



New Jersey Department of Transportation Jul 2021 - Jun 2022

ITEM=610017M DESCRIPTION=TRAFFIC MARKING LINES, 24" UNITS=LF

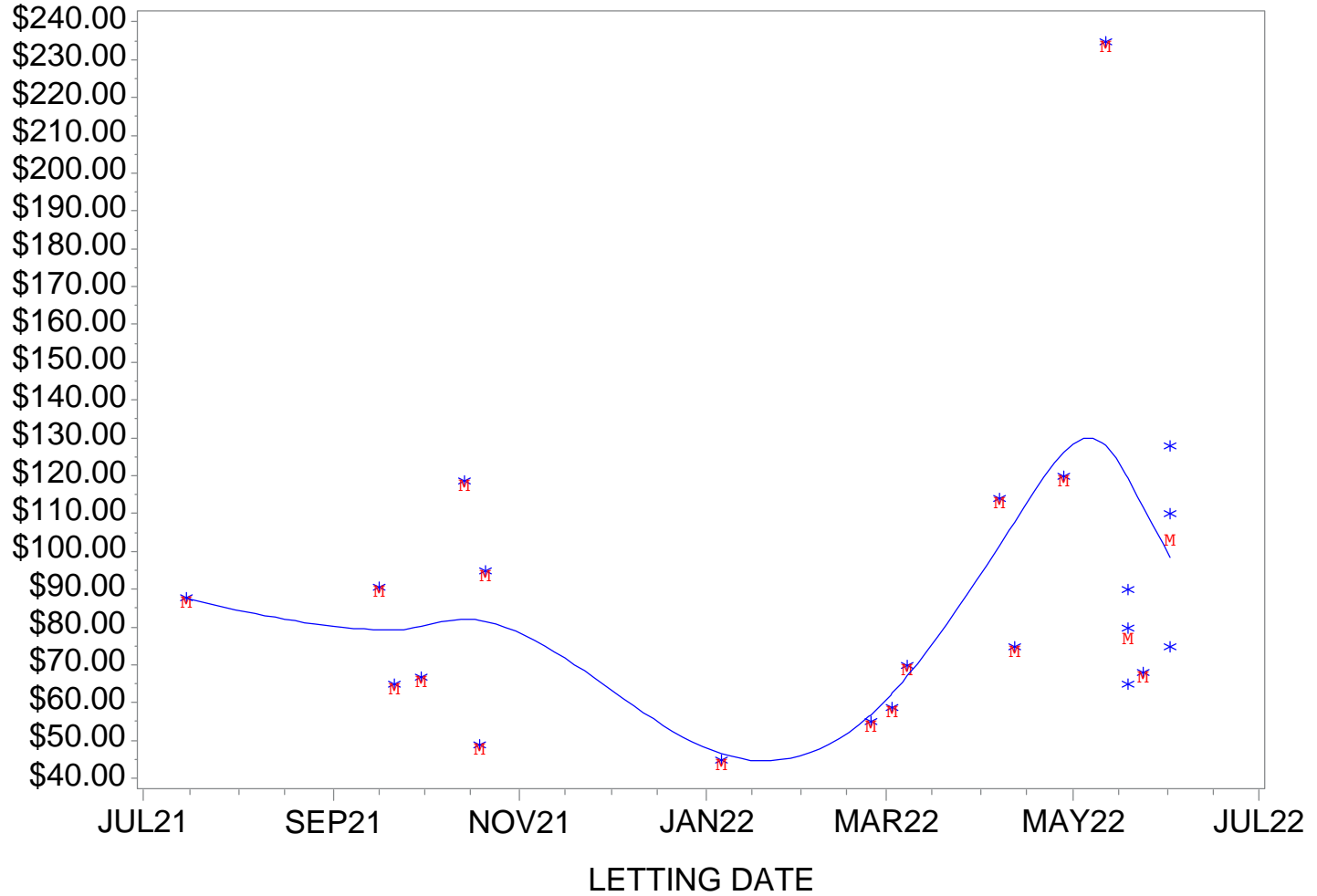
UNIT PRICE BID



New Jersey Department of Transportation Jul 2021 - Jun 2022

ITEM=701021P DESCRIPTION=3" RIGID METALLIC CONDUIT UNITS=LF

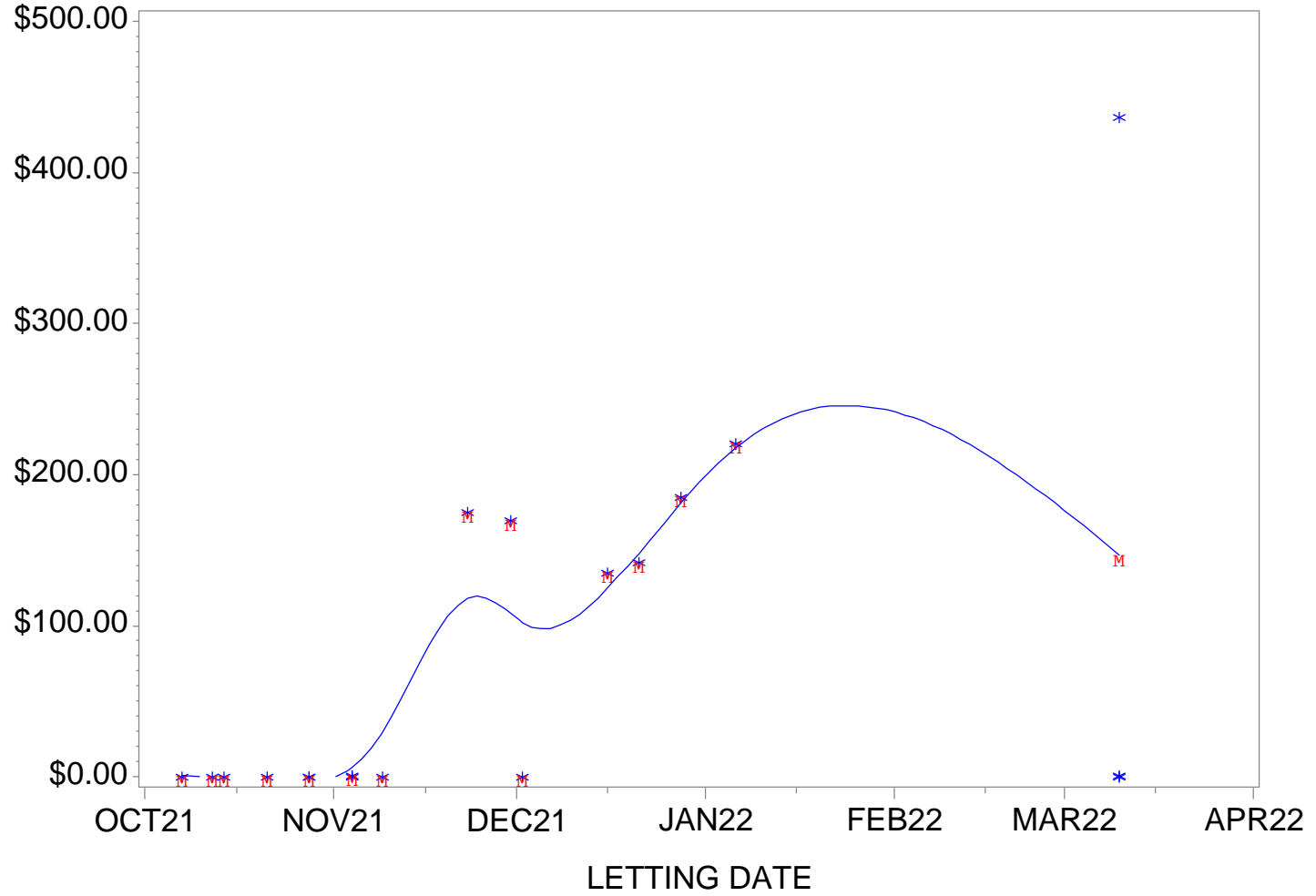
UNIT PRICE BID



New Jersey Department of Transportation Jul 2021 - Jun 2022

ITEM=MMB172M DESCRIPTION=LANE CLOSURES UNITS=HOUR

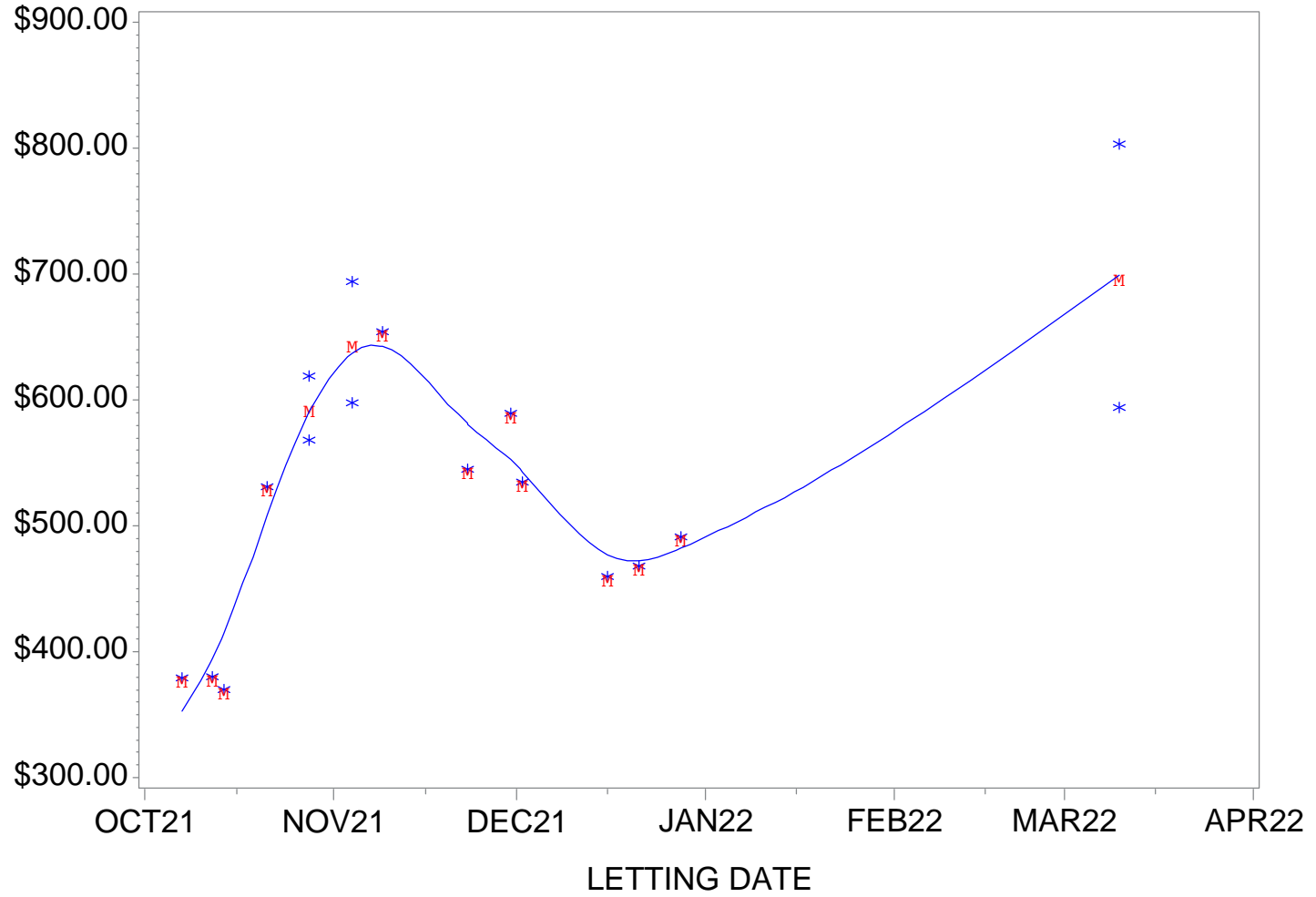
UNIT PRICE BID



New Jersey Department of Transportation Jul 2021 - Jun 2022

ITEM=MMB186M DESCRIPTION=LABOR CREW UNITS=HOUR

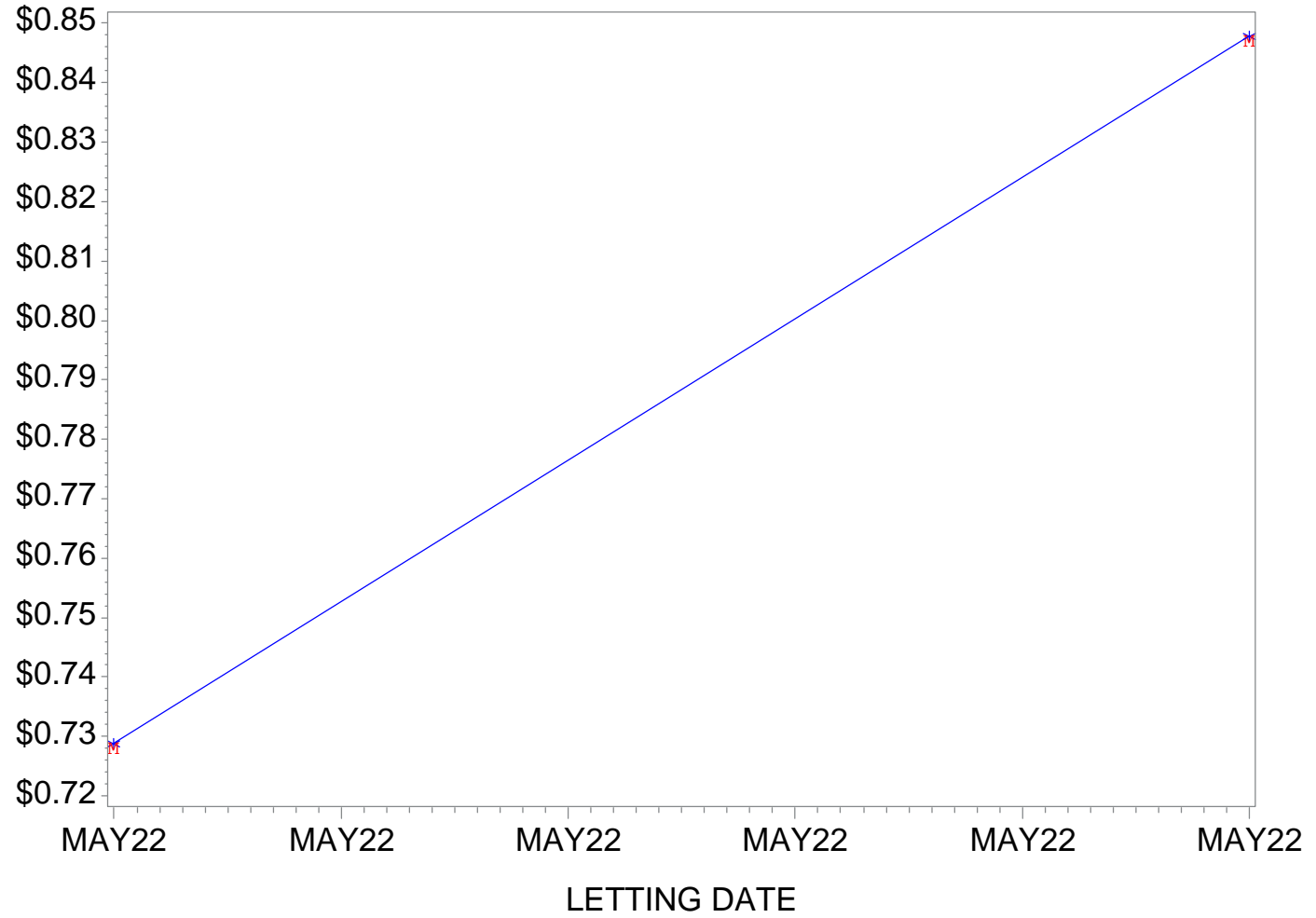
UNIT PRICE BID



New Jersey Department of Transportation Jul 2021 - Jun 2022

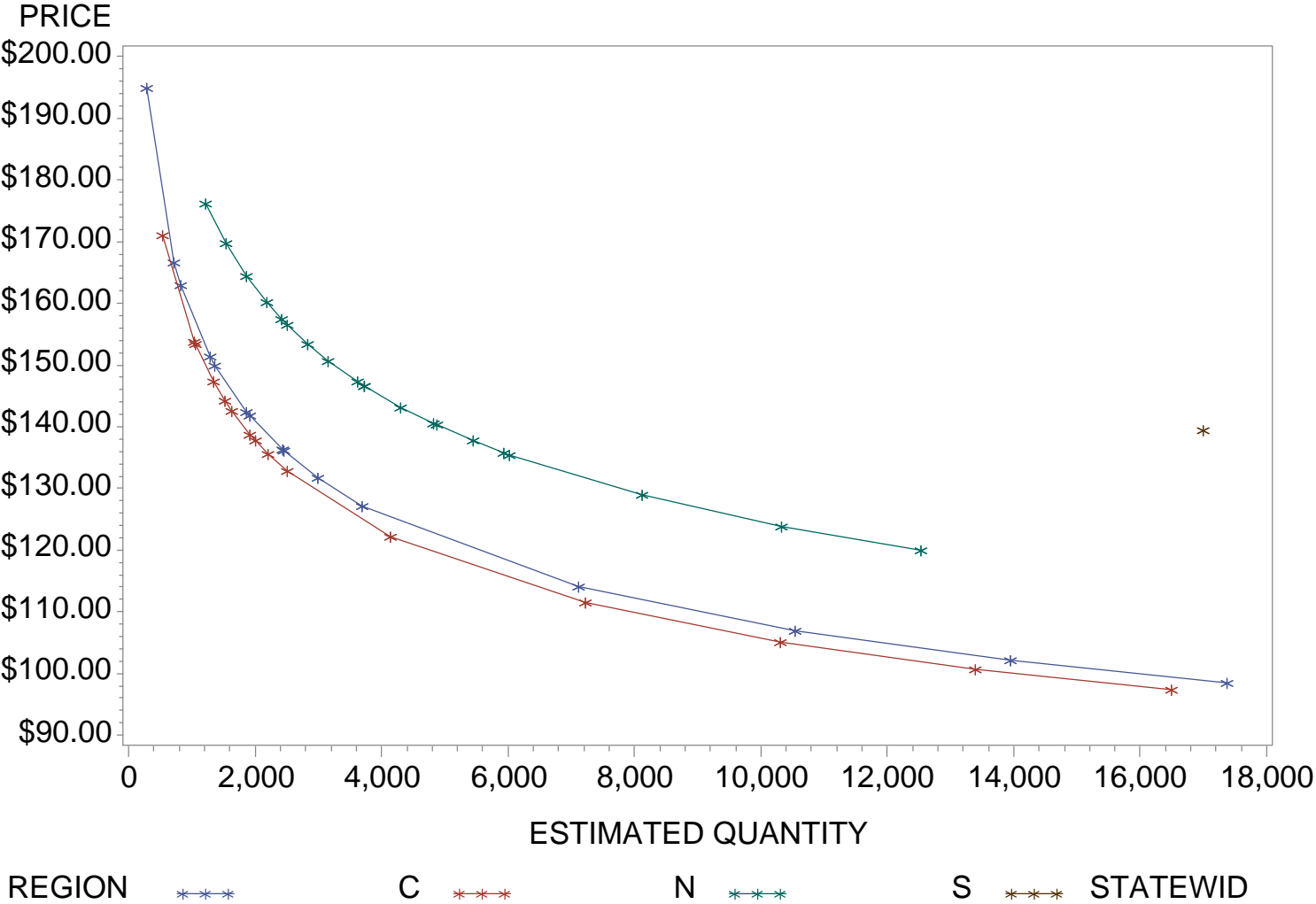
ITEM=MMG095M DESCRIPTION=ADJUSTMENT FACTOR UNITS=PCT

UNIT PRICE BID



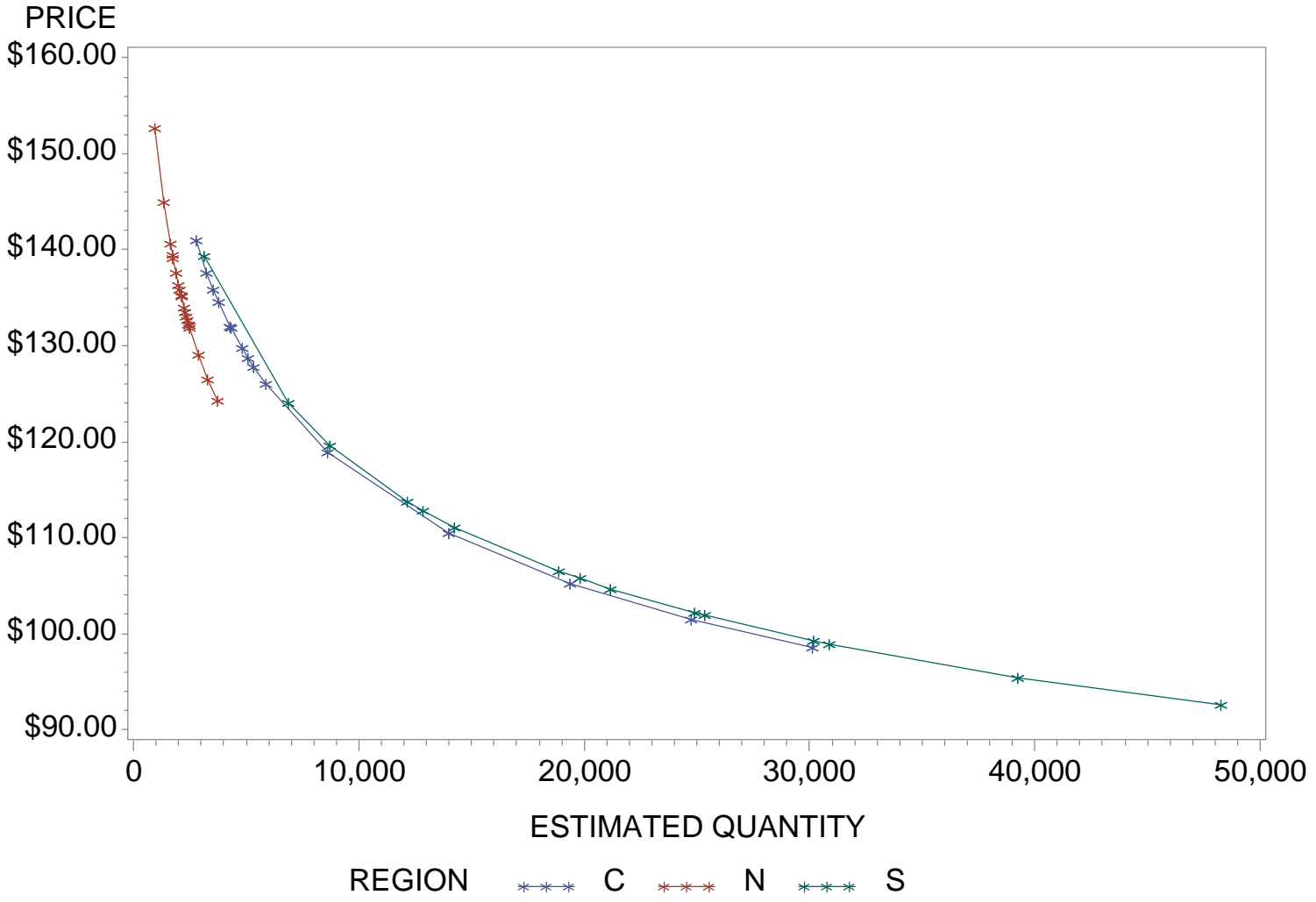
New Jersey Department of Transportation Jul 2019 - Jun 2022

ITEM NUMBER=401042M DESCRIPTION=HOT MIX ASPHALT 9.5 M 64 SURFA



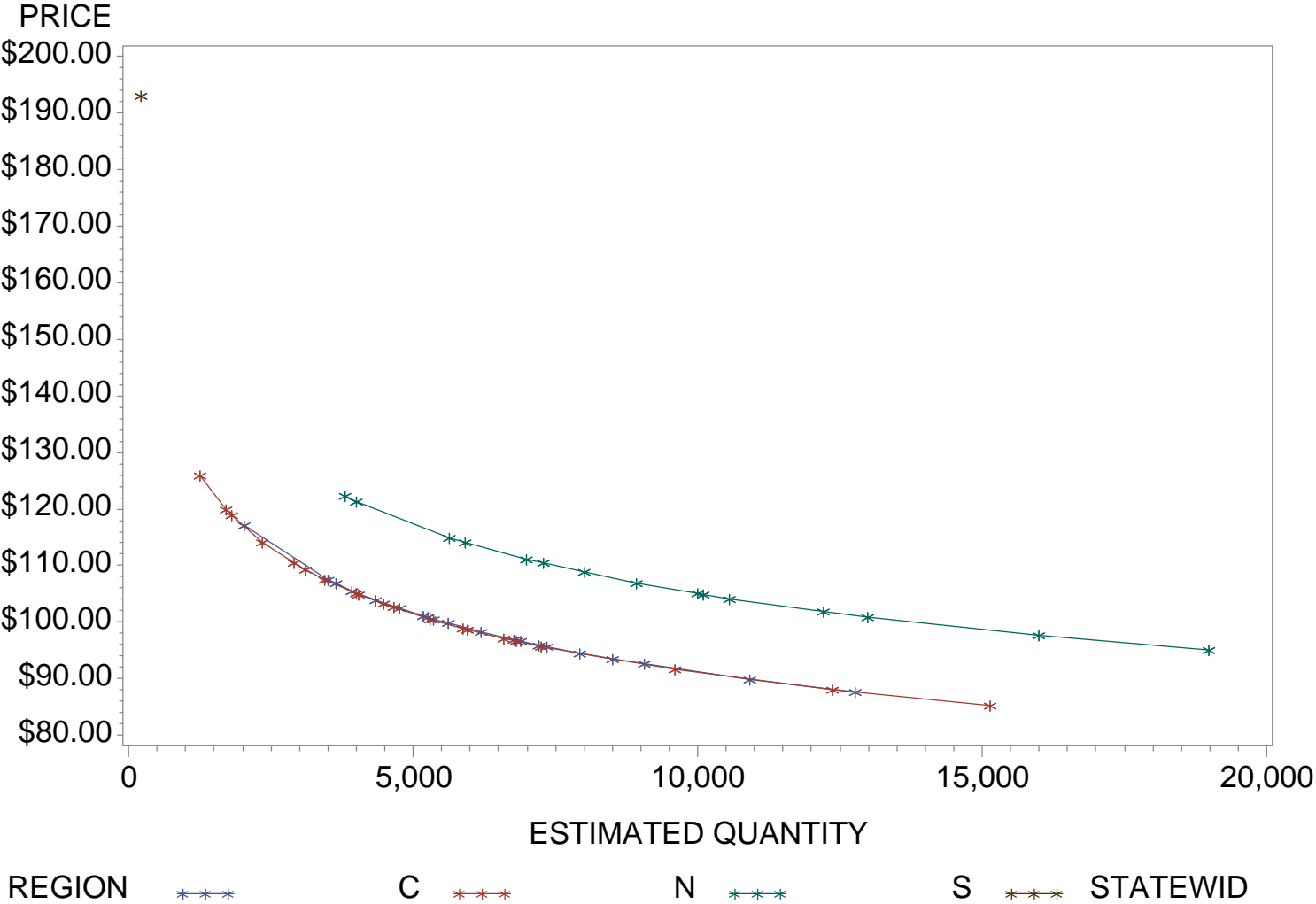
New Jersey Department of Transportation Jul 2019 - Jun 2022

ITEM NUMBER=401049M DESCRIPTION=HOT MIX ASPHALT 9.5 ME SURFACE



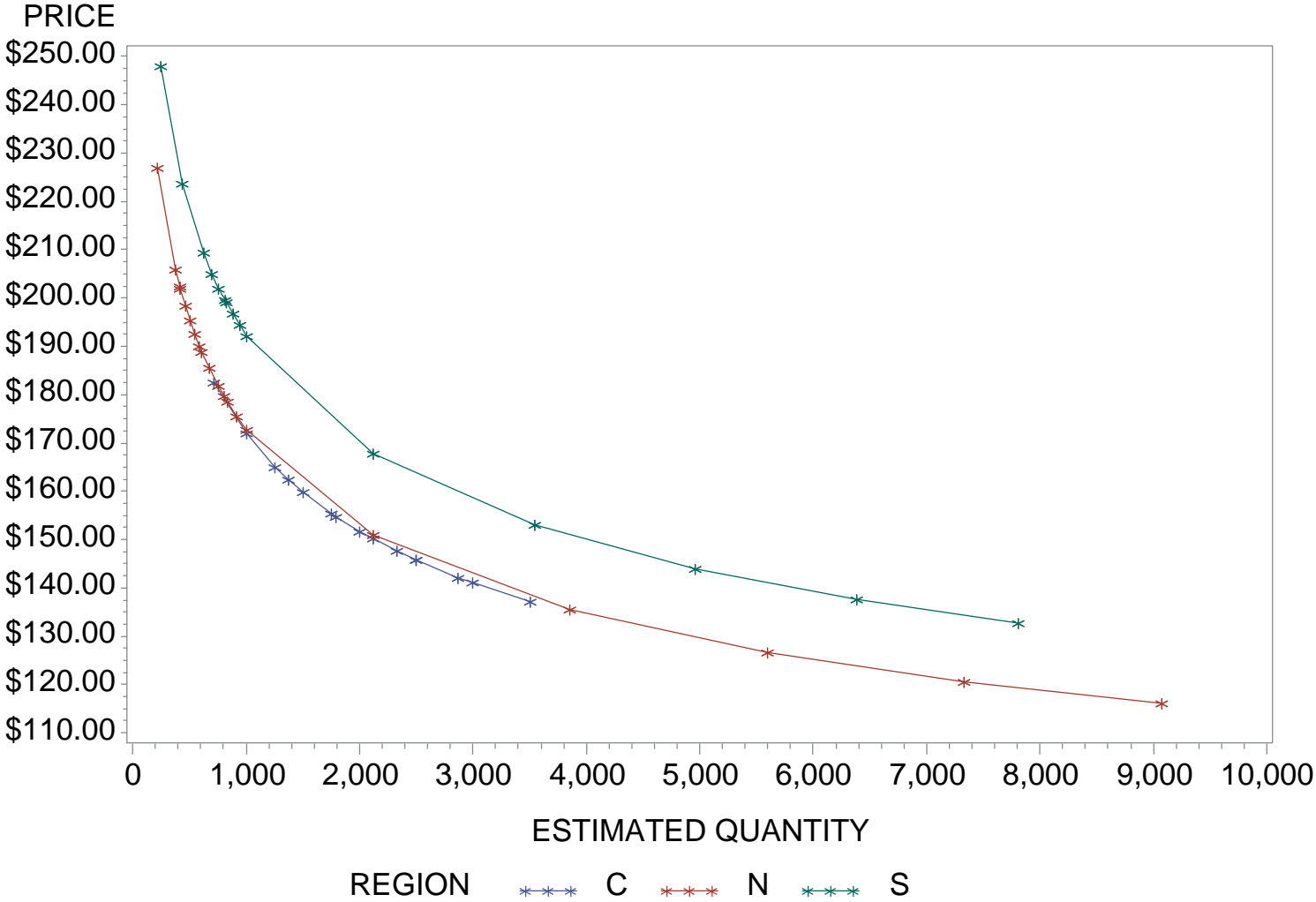
New Jersey Department of Transportation Jul 2019 - Jun 2022

ITEM NUMBER=401061M DESCRIPTION=HMA 12.5 M E SURFACE COURSE



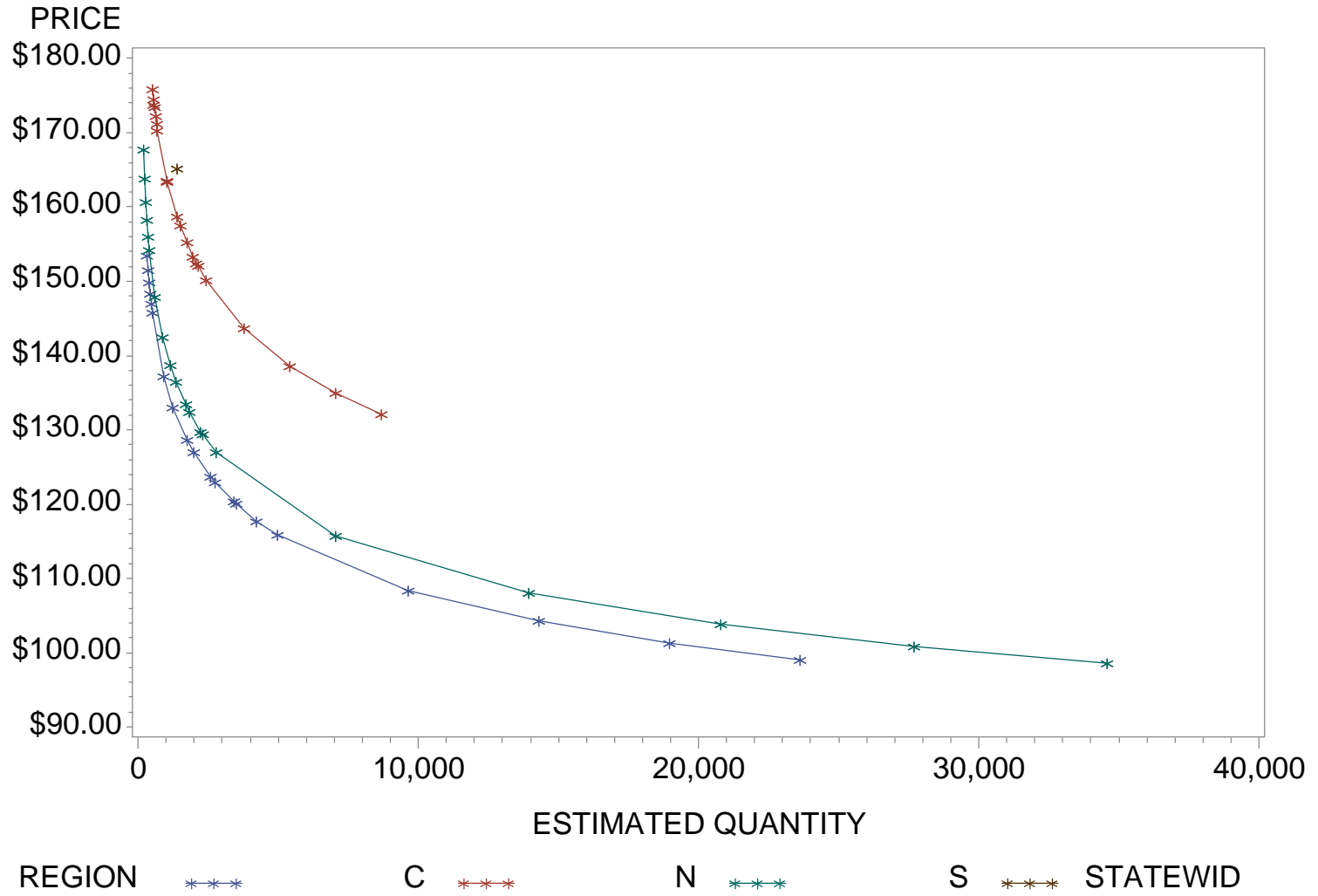
New Jersey Department of Transportation Jul 2019 - Jun 2022

ITEM NUMBER=401072M DESCRIPTION=HOT MIX ASPHALT 12.5 M 64 INTE



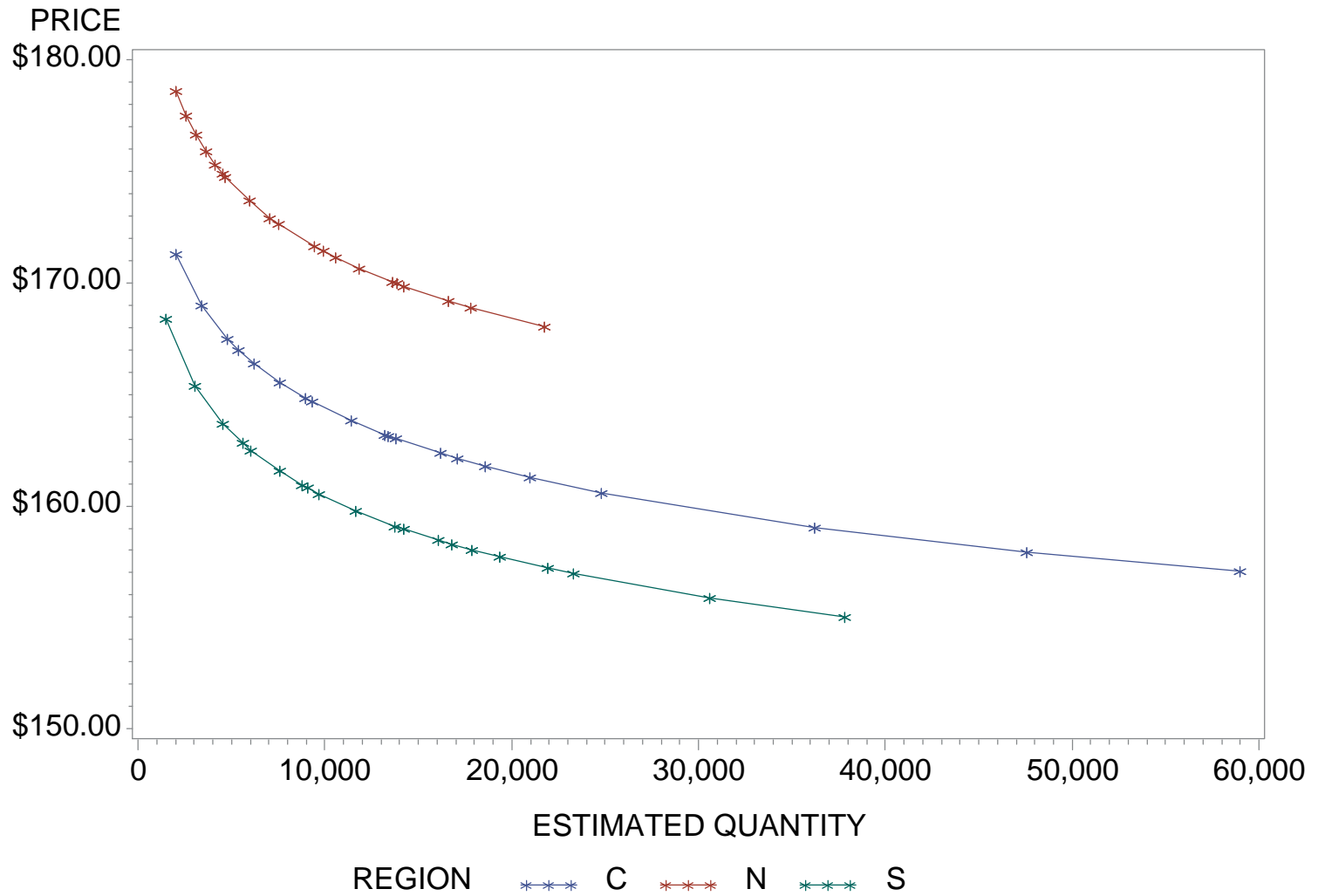
New Jersey Department of Transportation Jul 2019 - Jun 2022

ITEM NUMBER=401099M DESCRIPTION=HOT MIX ASPHALT 25 M 64 BASE C



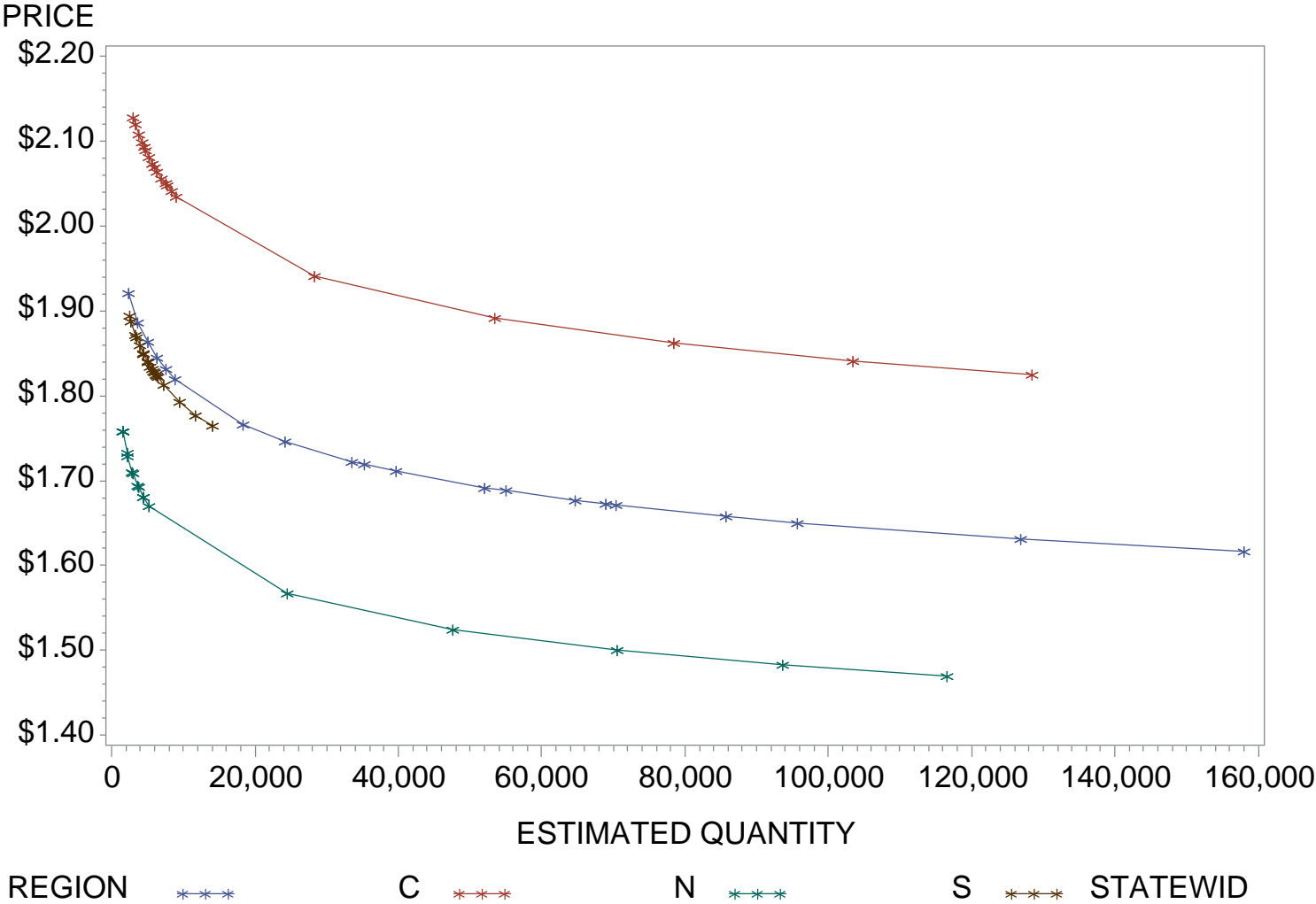
New Jersey Department of Transportation Jul 2019 - Jun 2022

ITEM NUMBER=404006M DESCRIPTION=STONE MATRIX ASPHALT 12.5 MM S



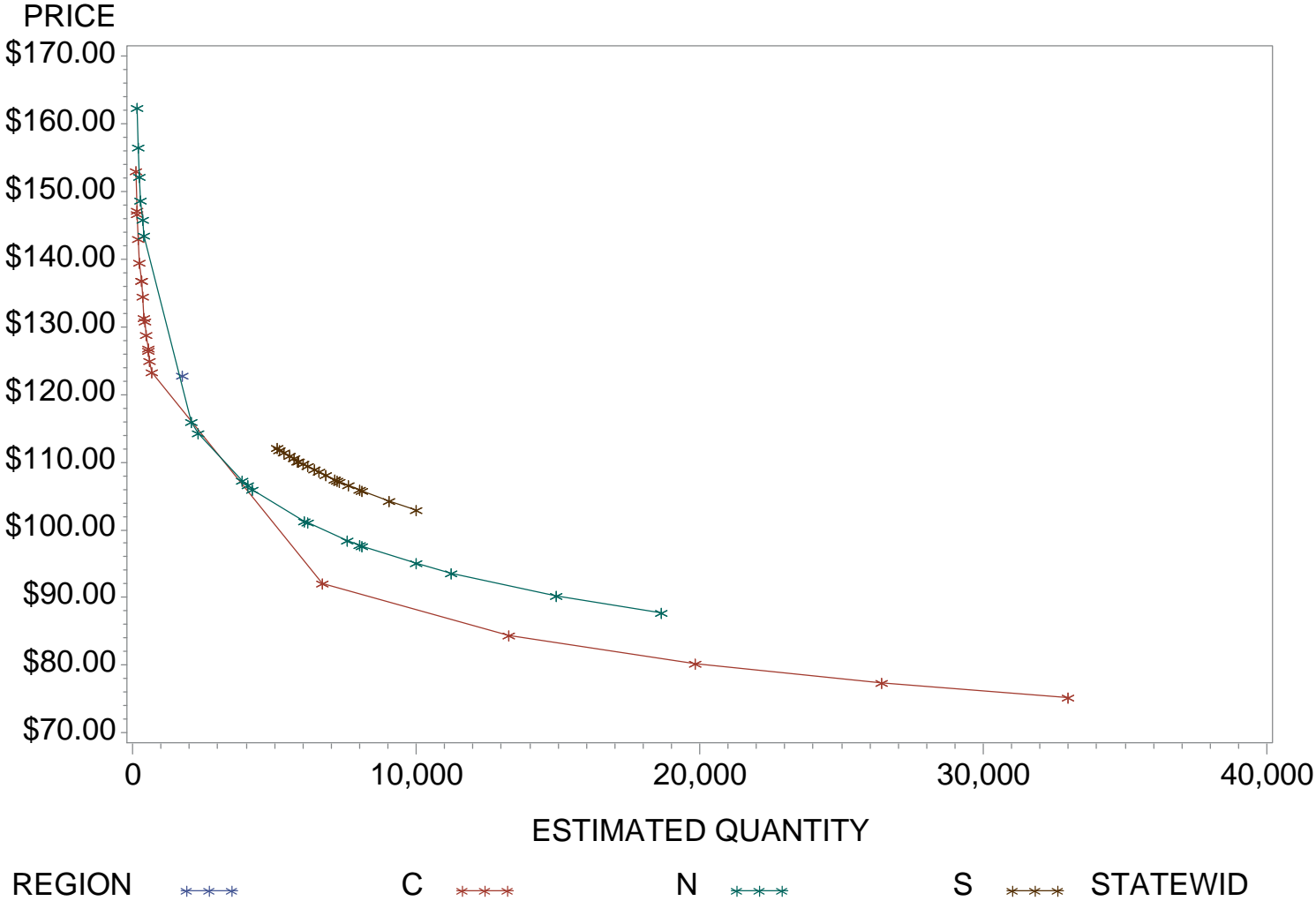
New Jersey Department of Transportation Jul 2019 - Jun 2022

ITEM NUMBER=504006P DESCRIPTION=REINFORCEMENT STEEL, EPOXY-COA



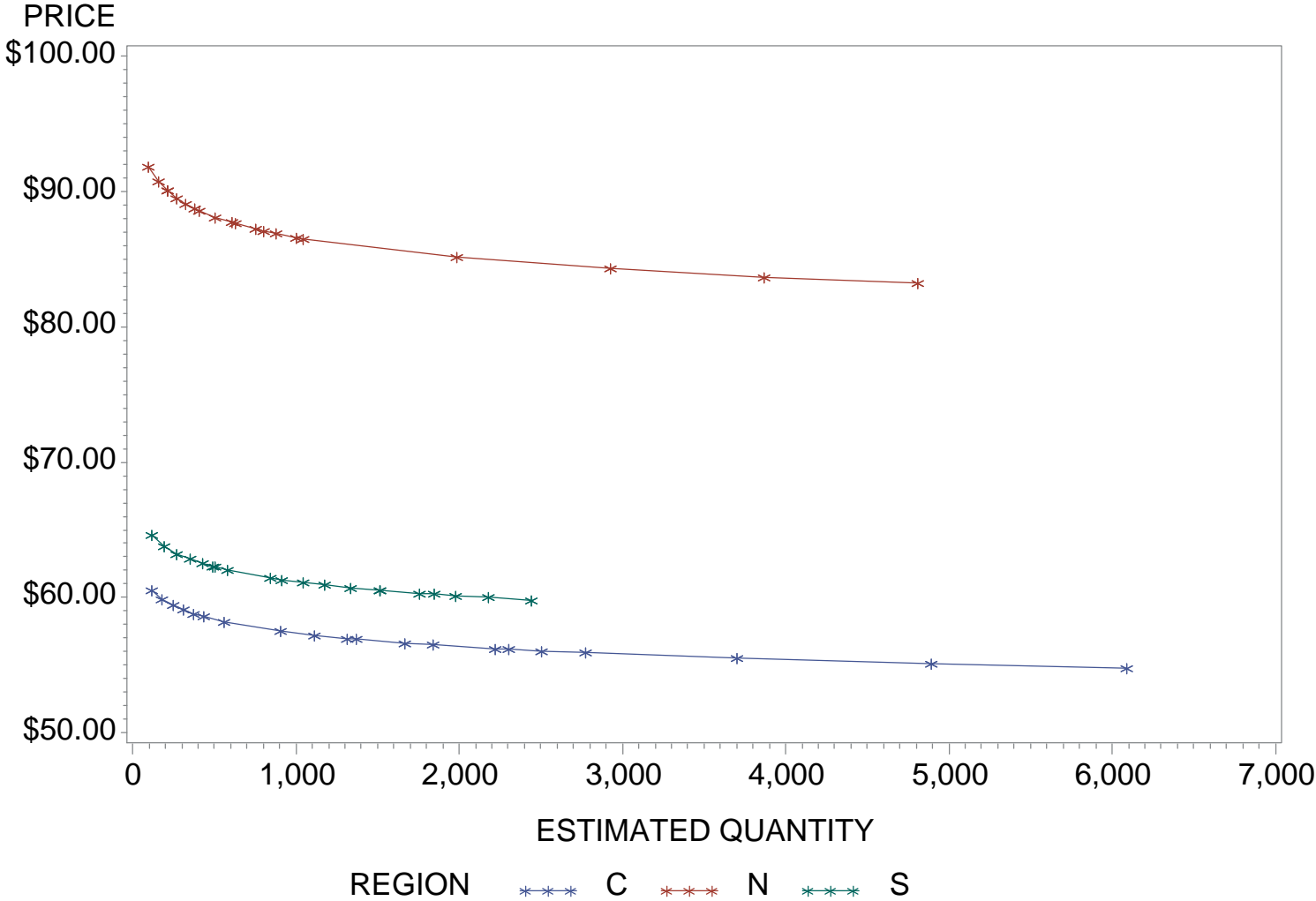
New Jersey Department of Transportation Jul 2019 - Jun 2022

ITEM NUMBER=551006M DESCRIPTION=CONCRETE DECK REPAIR, TYPE B



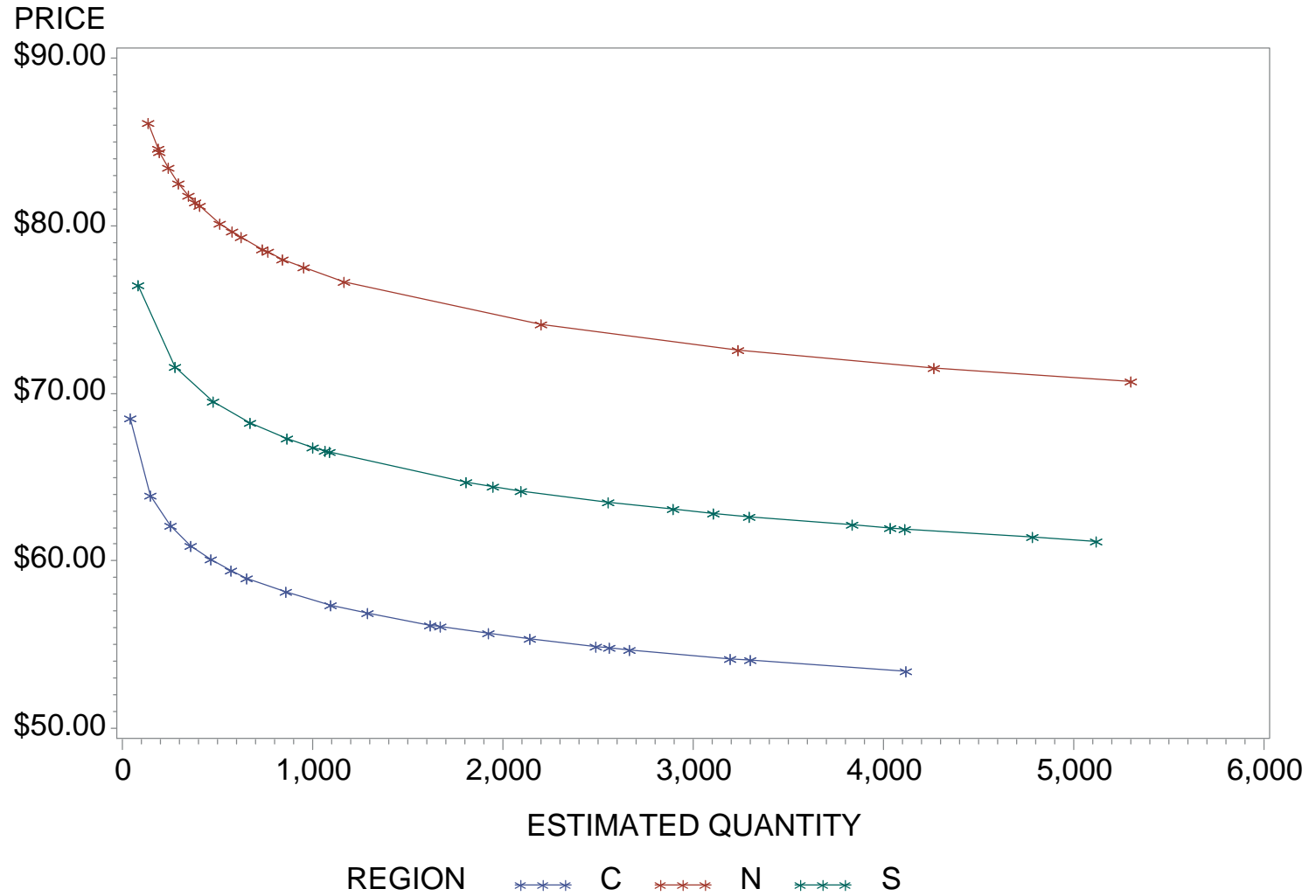
New Jersey Department of Transportation Jul 2019 - Jun 2022

ITEM NUMBER=601122P DESCRIPTION=15" REINFORCED CONCRETE PIPE



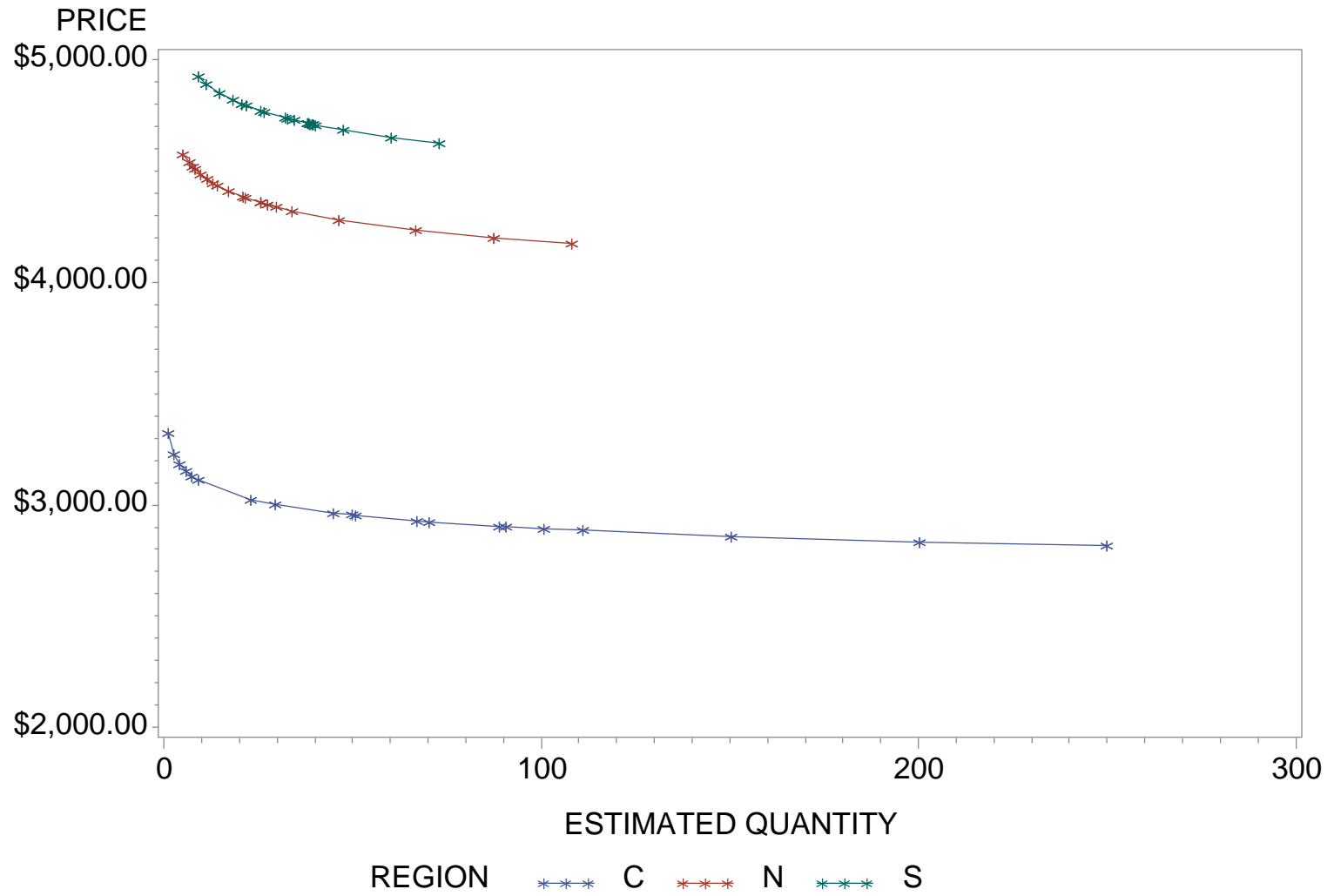
New Jersey Department of Transportation Jul 2019 - Jun 2022

ITEM NUMBER=601124P DESCRIPTION=18" REINFORCED CONCRETE PIPE



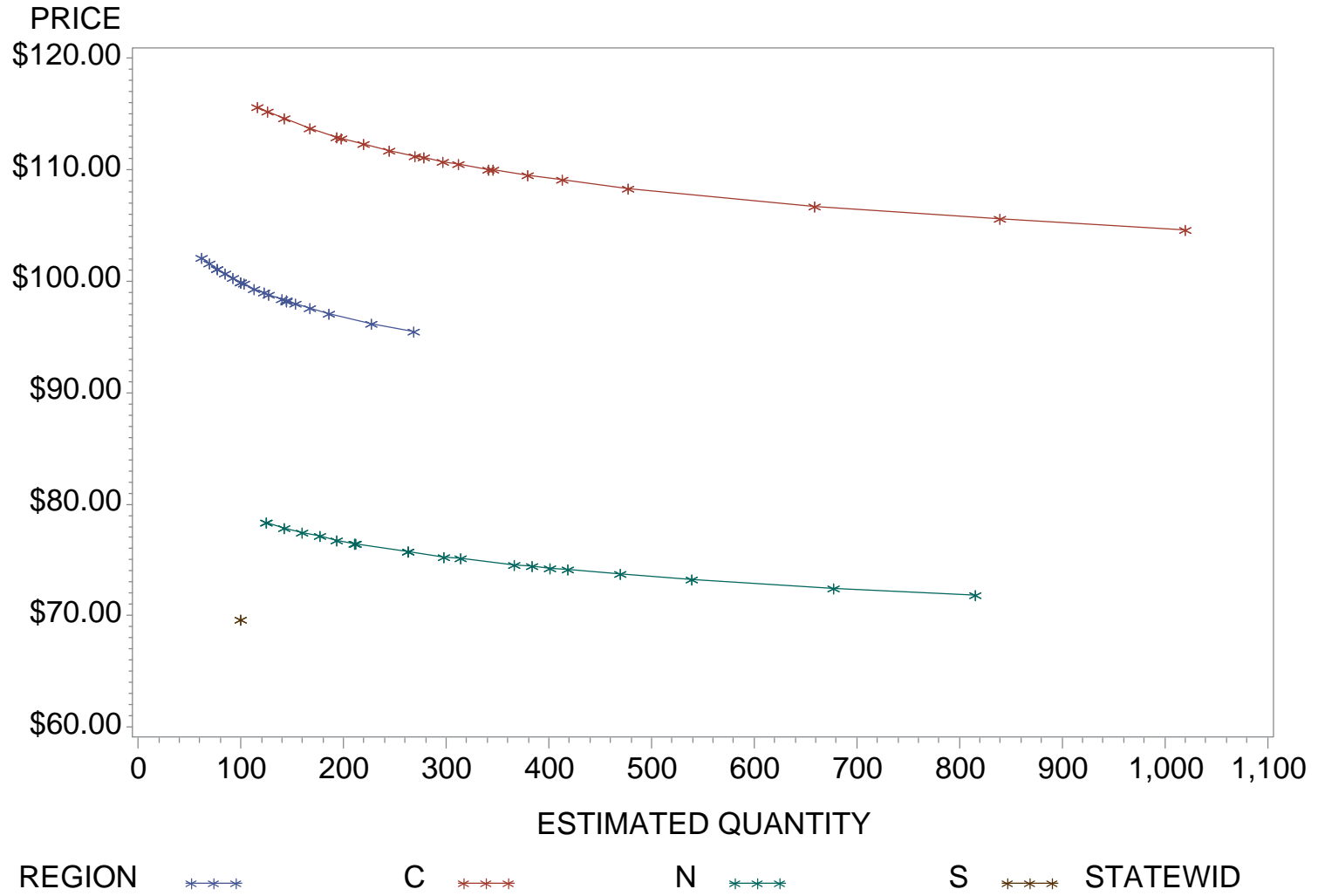
New Jersey Department of Transportation Jul 2019 - Jun 2022

ITEM NUMBER=602012M DESCRIPTION=INLET, TYPE B



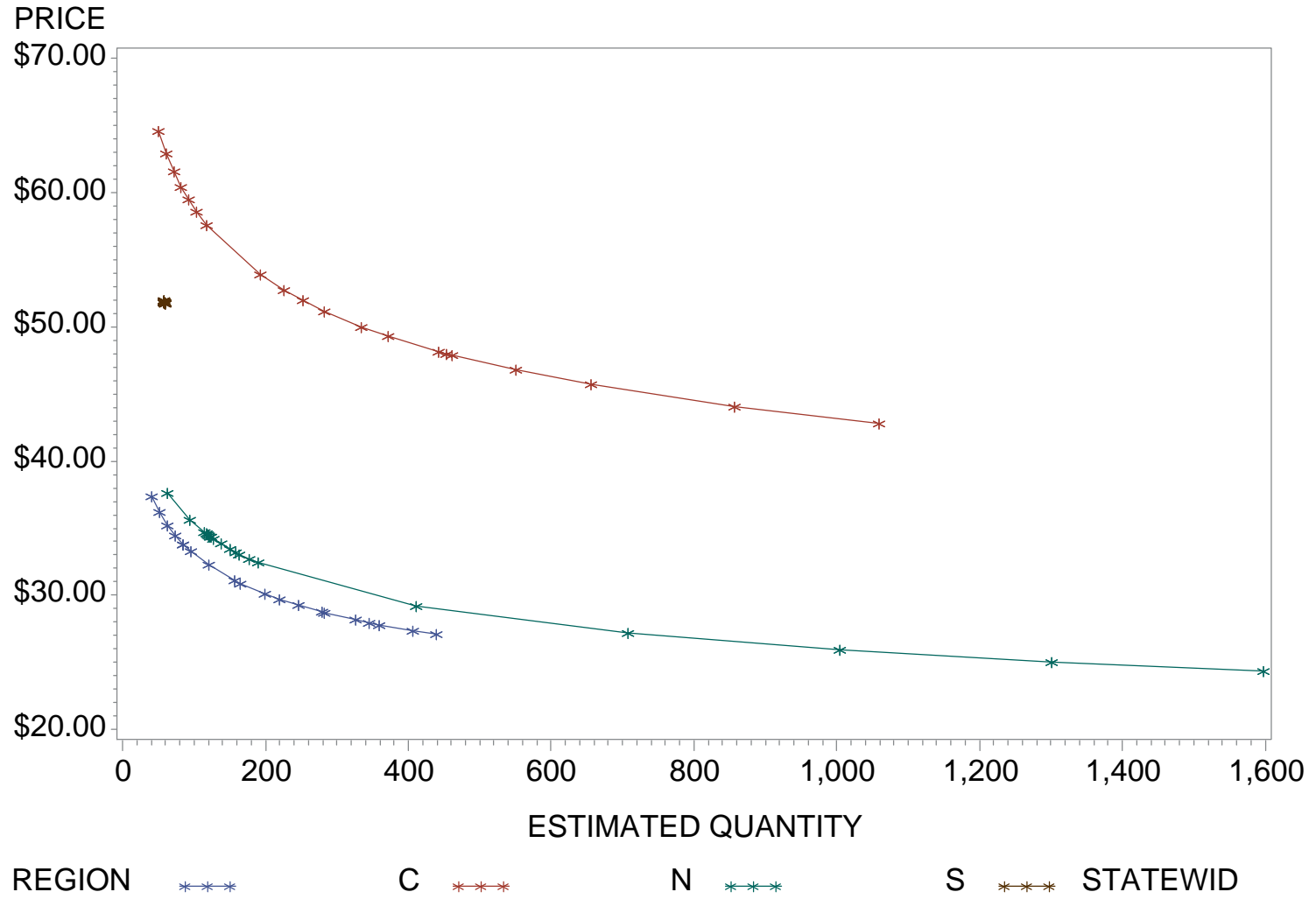
New Jersey Department of Transportation Jul 2019 - Jun 2022

ITEM NUMBER=606051P DESCRIPTION=CONCRETE DRIVEWAY, 6" THICK



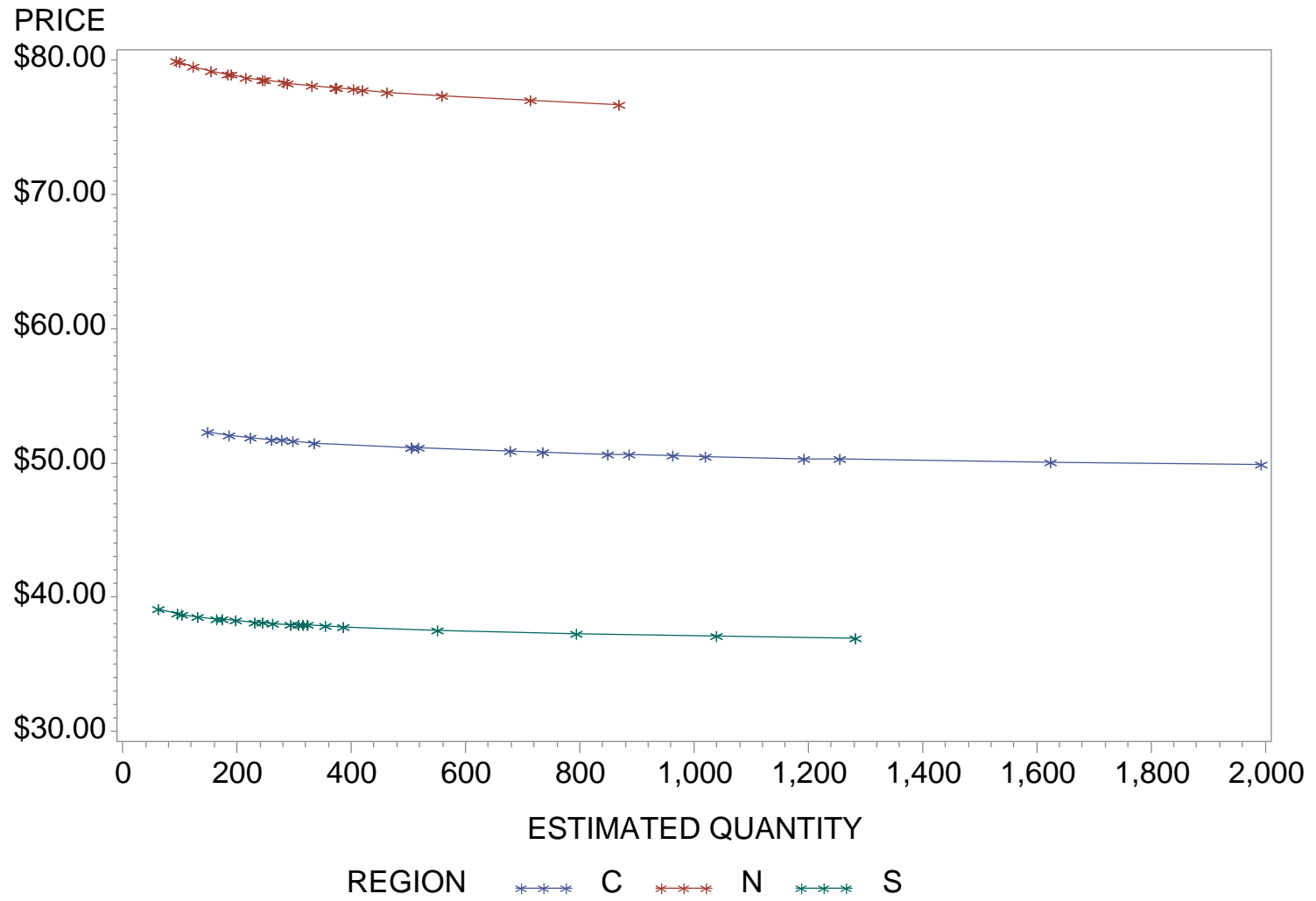
New Jersey Department of Transportation Jul 2019 - Jun 2022

ITEM NUMBER=606075P DESCRIPTION=CONCRETE ISLAND, 4" THICK



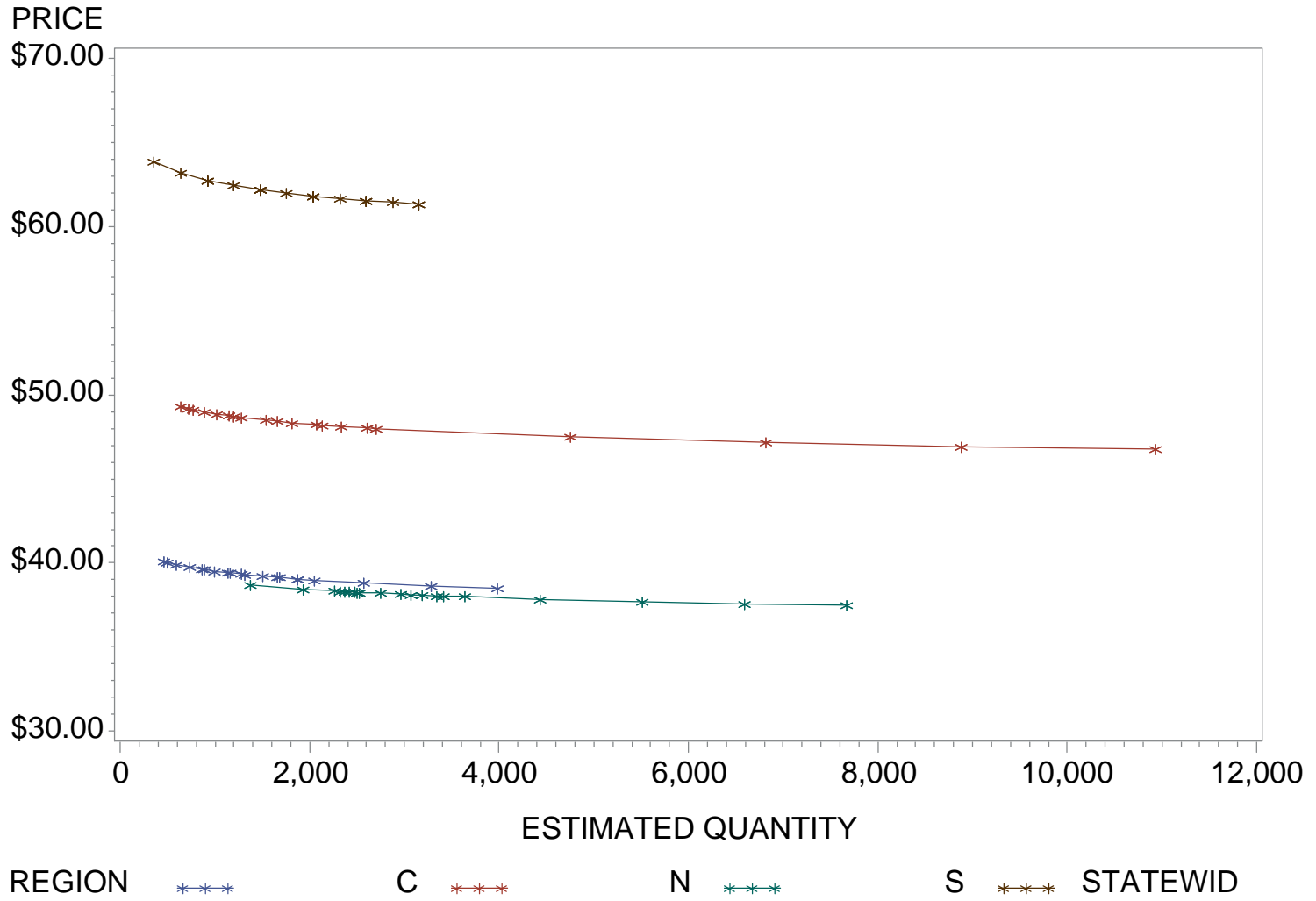
New Jersey Department of Transportation Jul 2019 - Jun 2022

ITEM NUMBER=607069P DESCRIPTION=9" X VARIABLE HEIGHT CONCRETE



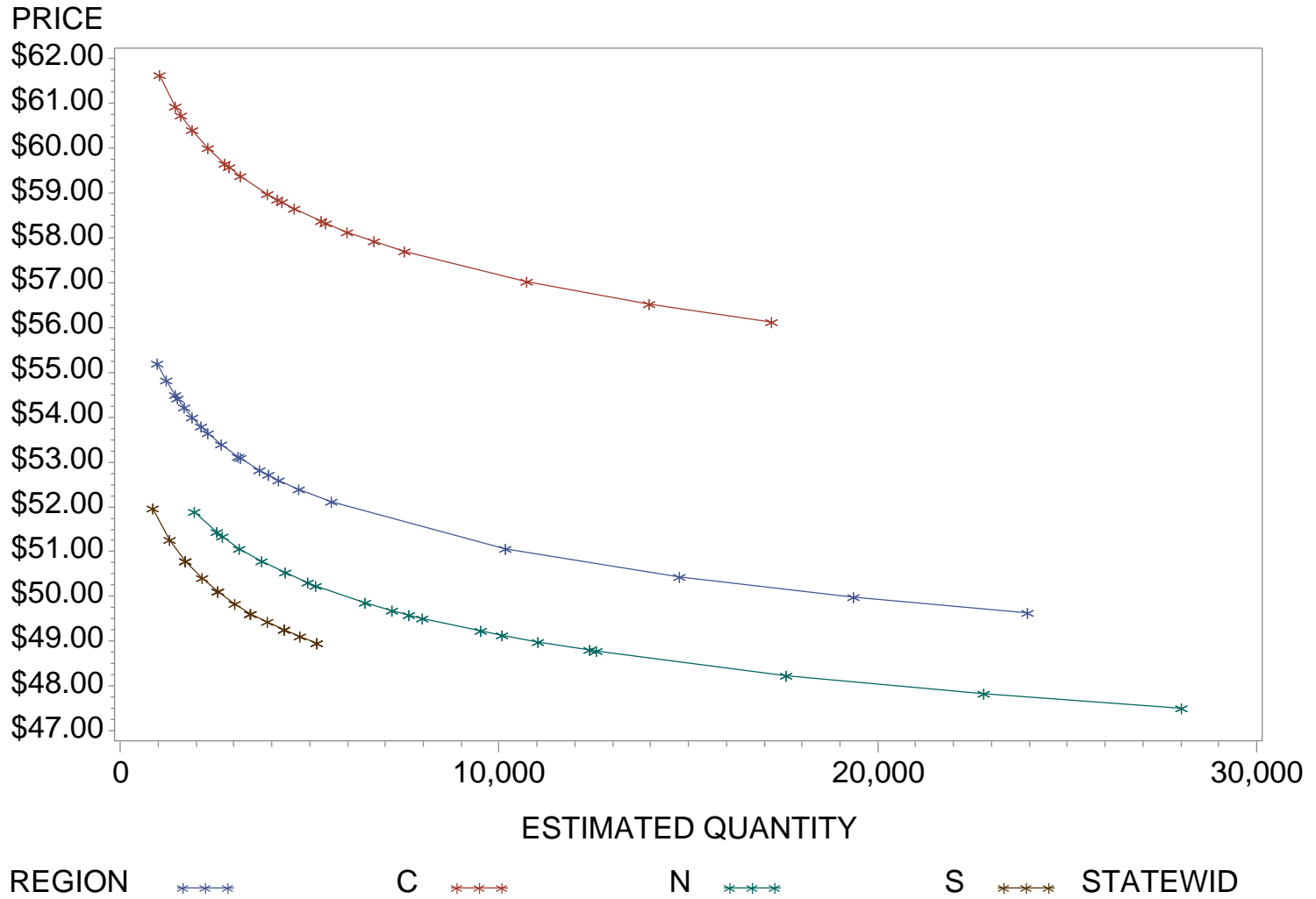
New Jersey Department of Transportation Jul 2019 - Jun 2022

ITEM NUMBER=608004P DESCRIPTION=NONVEGETATIVE SURFACE, POROUS



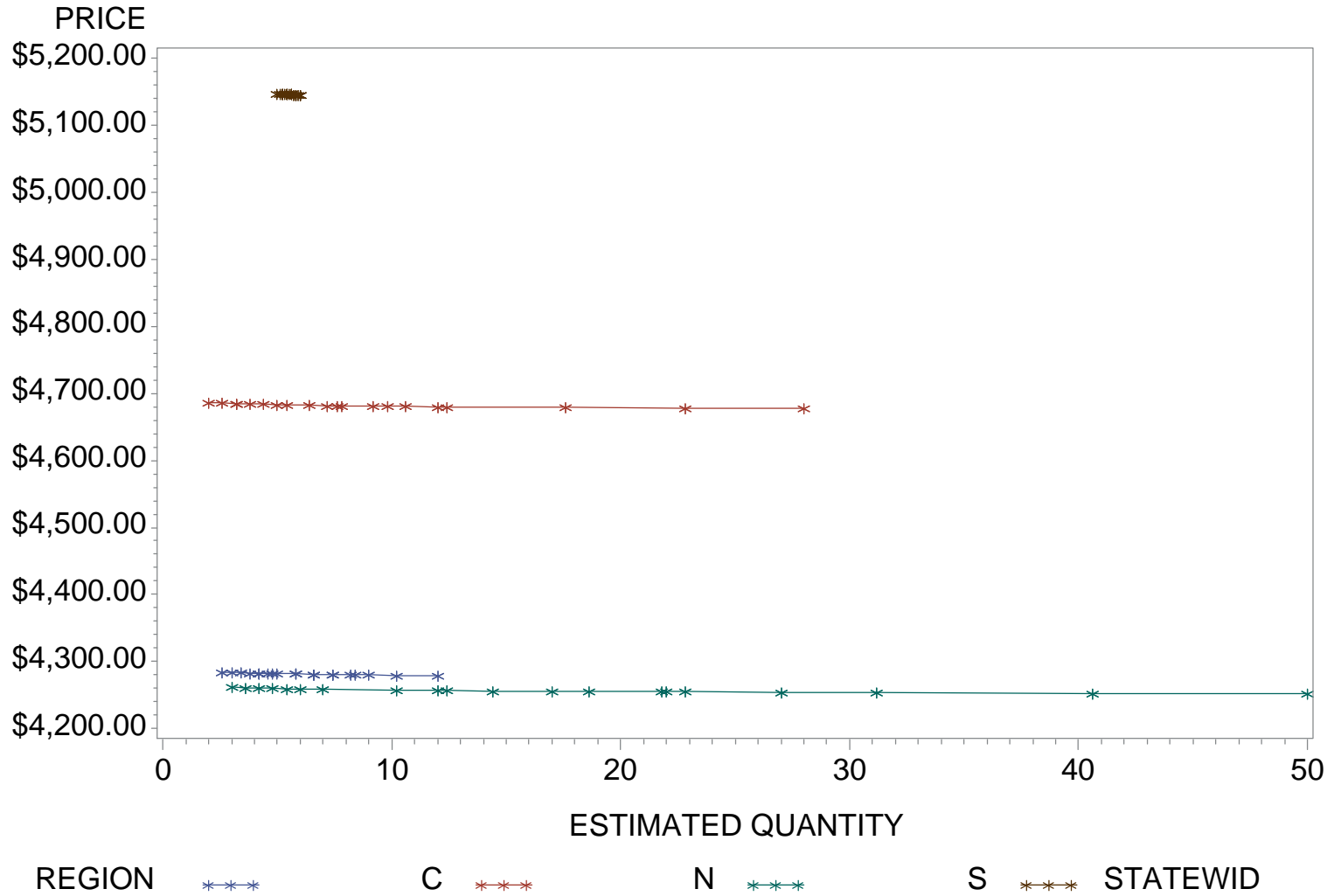
New Jersey Department of Transportation Jul 2019 - Jun 2022

ITEM NUMBER=609003M DESCRIPTION=BEAM GUIDE RAIL



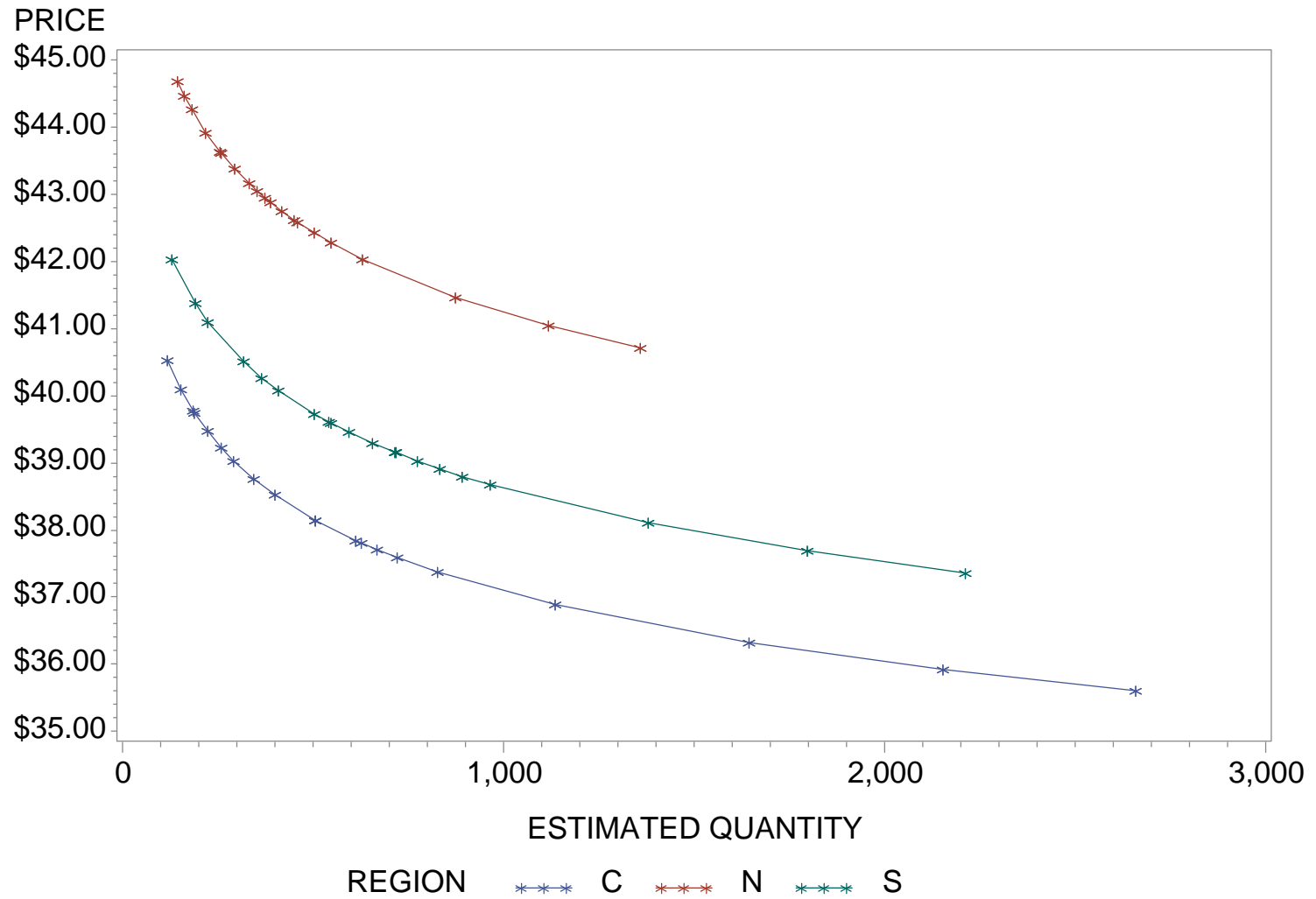
New Jersey Department of Transportation Jul 2019 - Jun 2022

ITEM NUMBER=609027M DESCRIPTION=TANGENT GUIDE RAIL TERMINAL



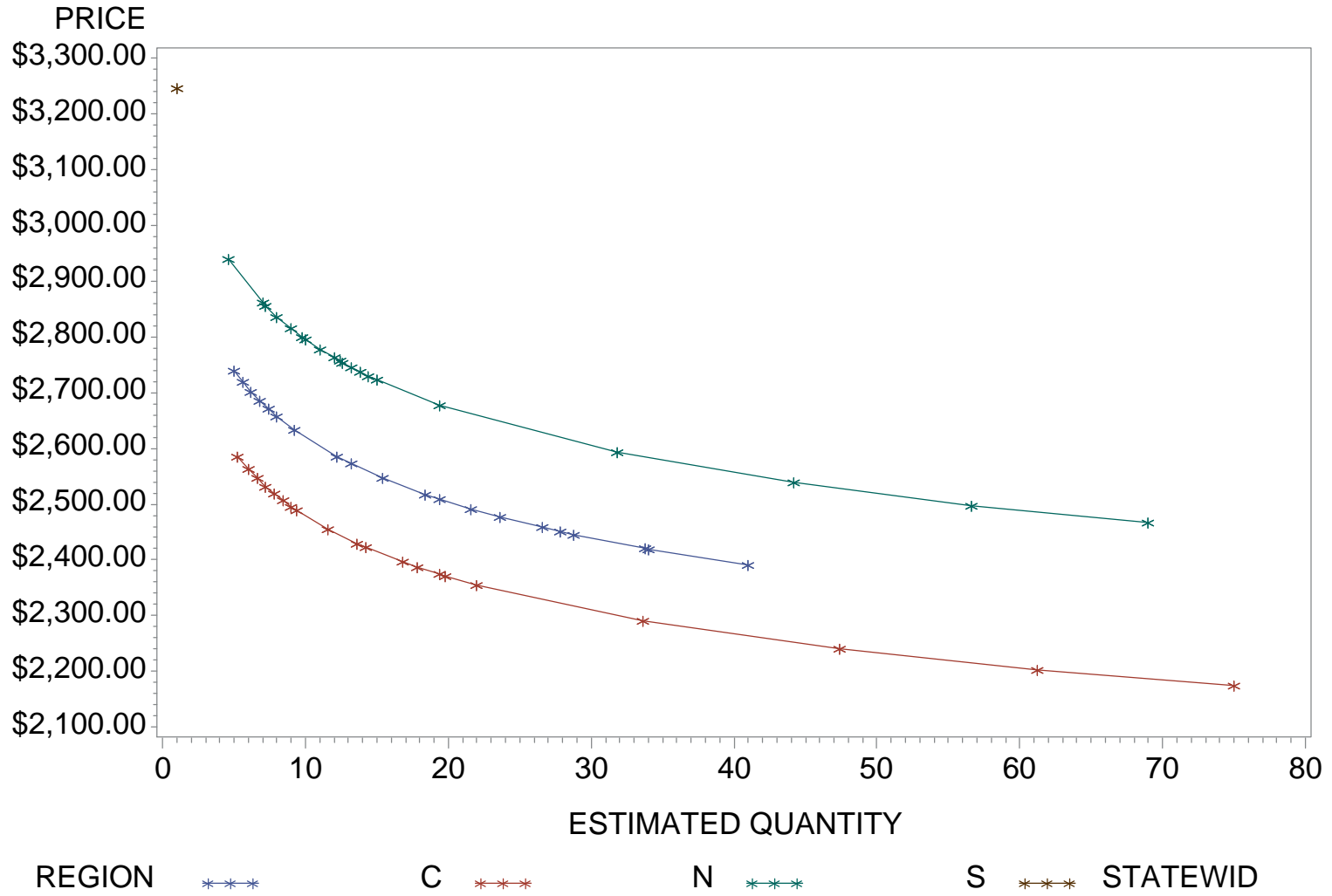
New Jersey Department of Transportation Jul 2019 - Jun 2022

ITEM NUMBER=612003P DESCRIPTION=REGULATORY AND WARNING SIGN



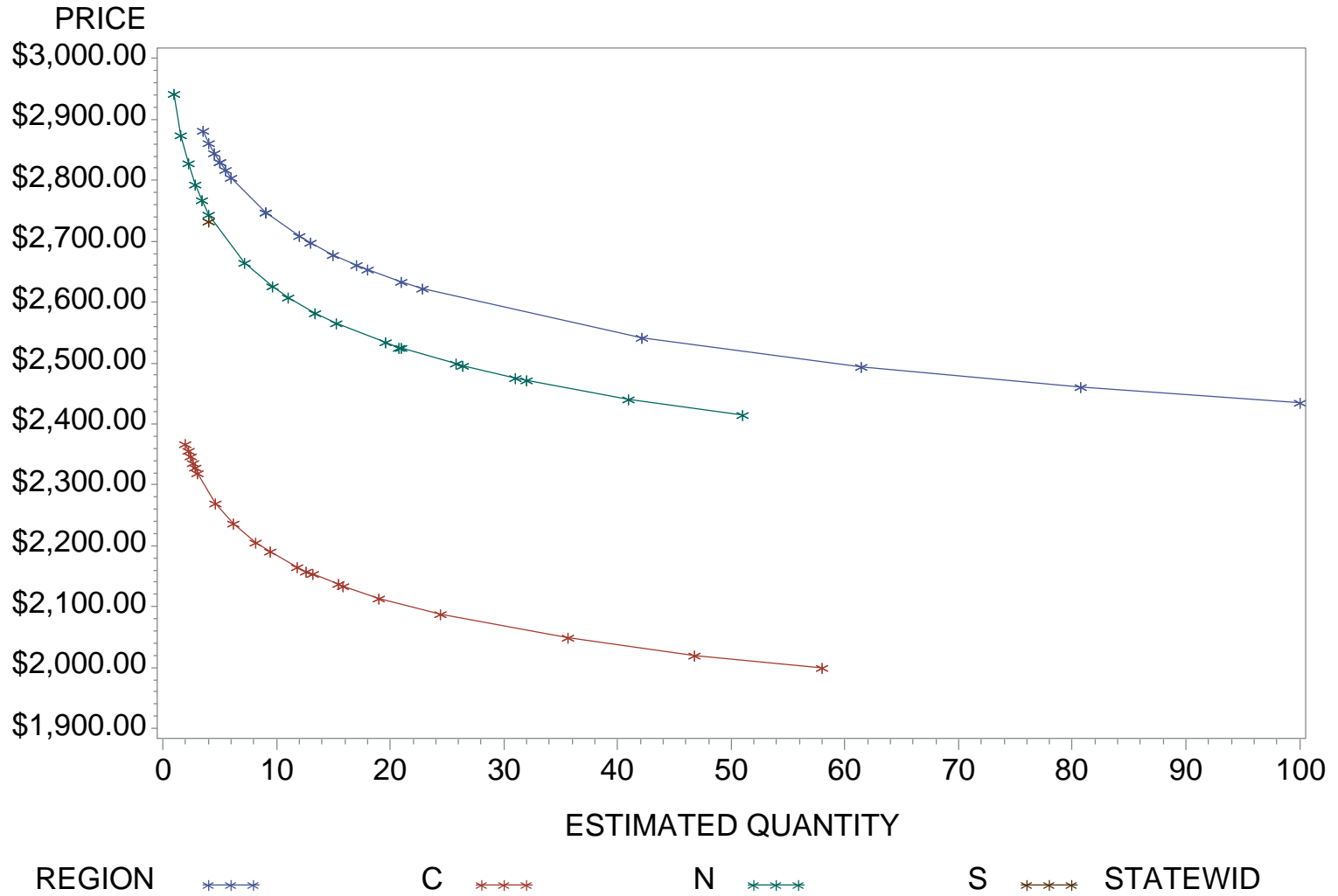
New Jersey Department of Transportation Jul 2019 - Jun 2022

ITEM NUMBER=701102M DESCRIPTION=18" X 36" JUNCTION BOX



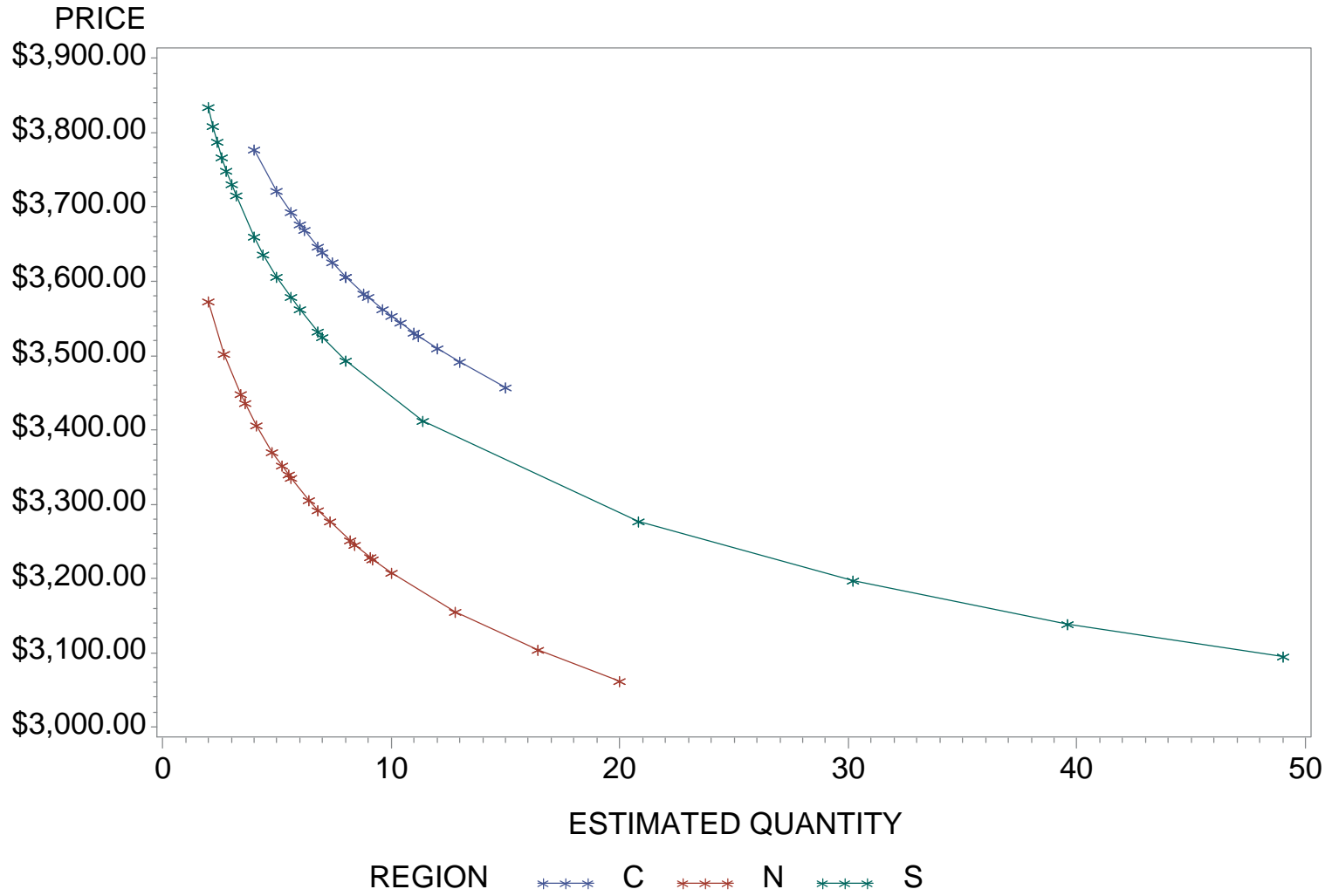
New Jersey Department of Transportation Jul 2019 - Jun 2022

ITEM NUMBER=701117M DESCRIPTION=JUNCTION BOX FOUNDATION



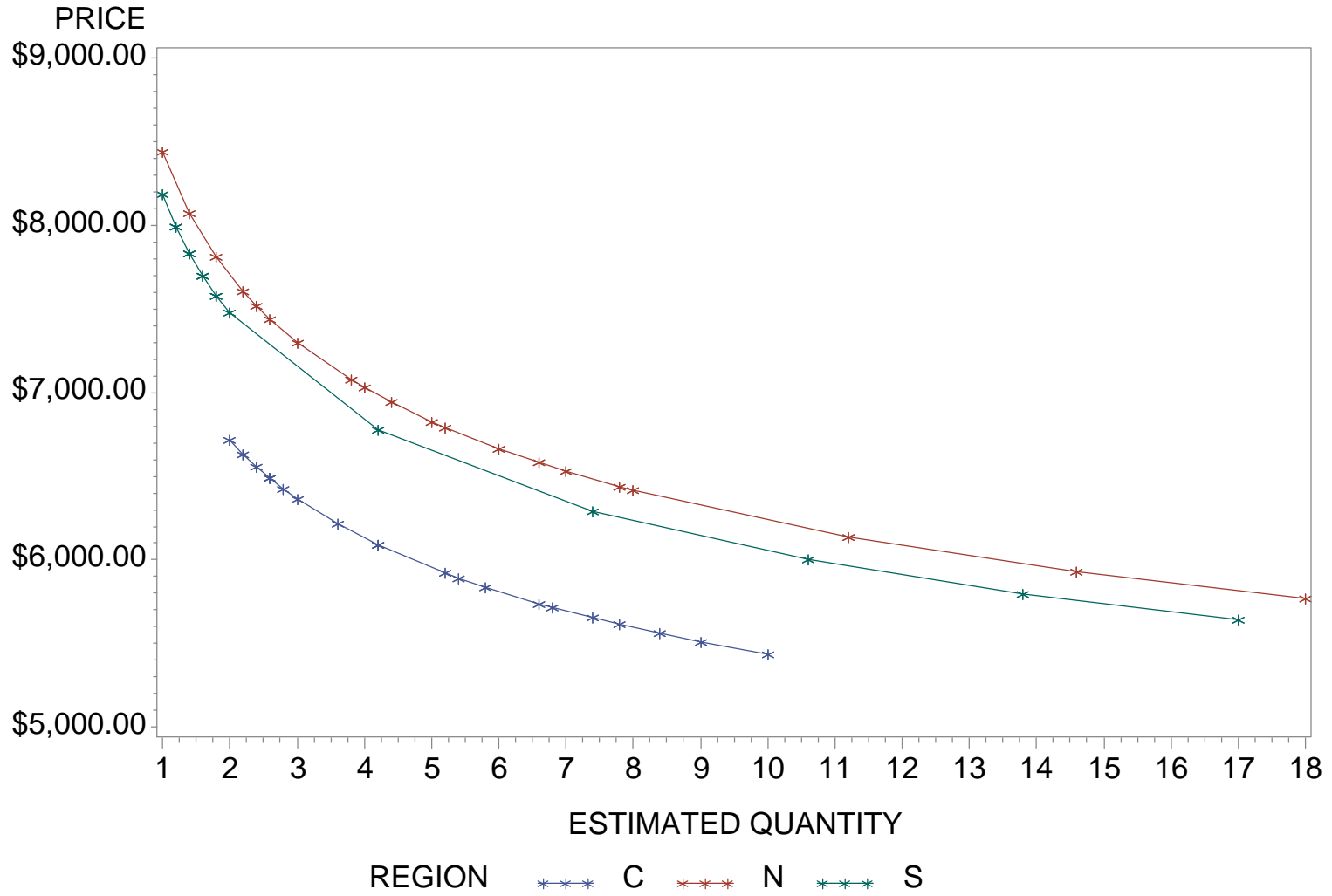
New Jersey Department of Transportation Jul 2019 - Jun 2022

ITEM NUMBER=701123M DESCRIPTION=FOUNDATION, TYPE SFT



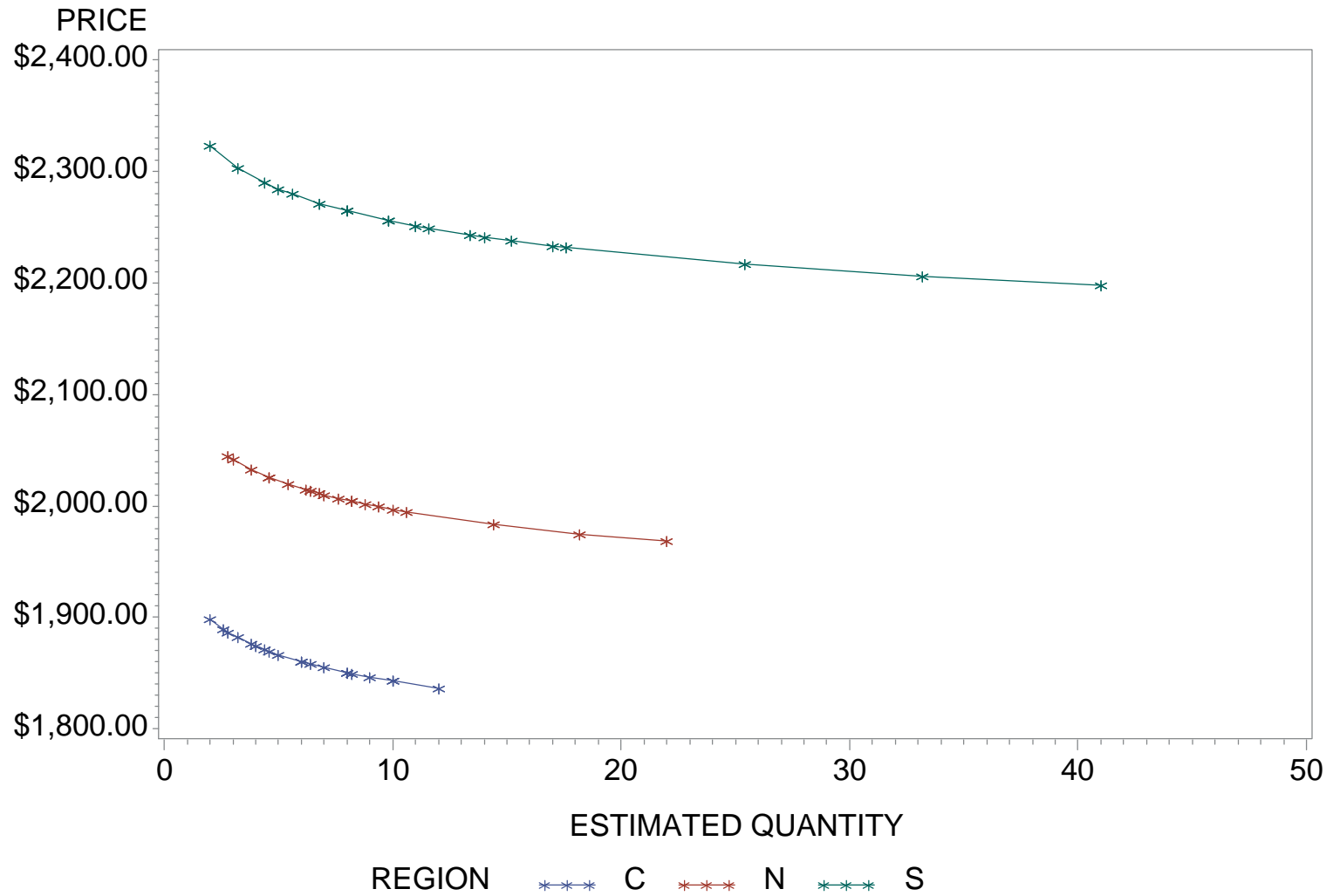
New Jersey Department of Transportation Jul 2019 - Jun 2022

ITEM NUMBER=701128M DESCRIPTION=FOUNDATION, TYPE P-MC MODIFIED



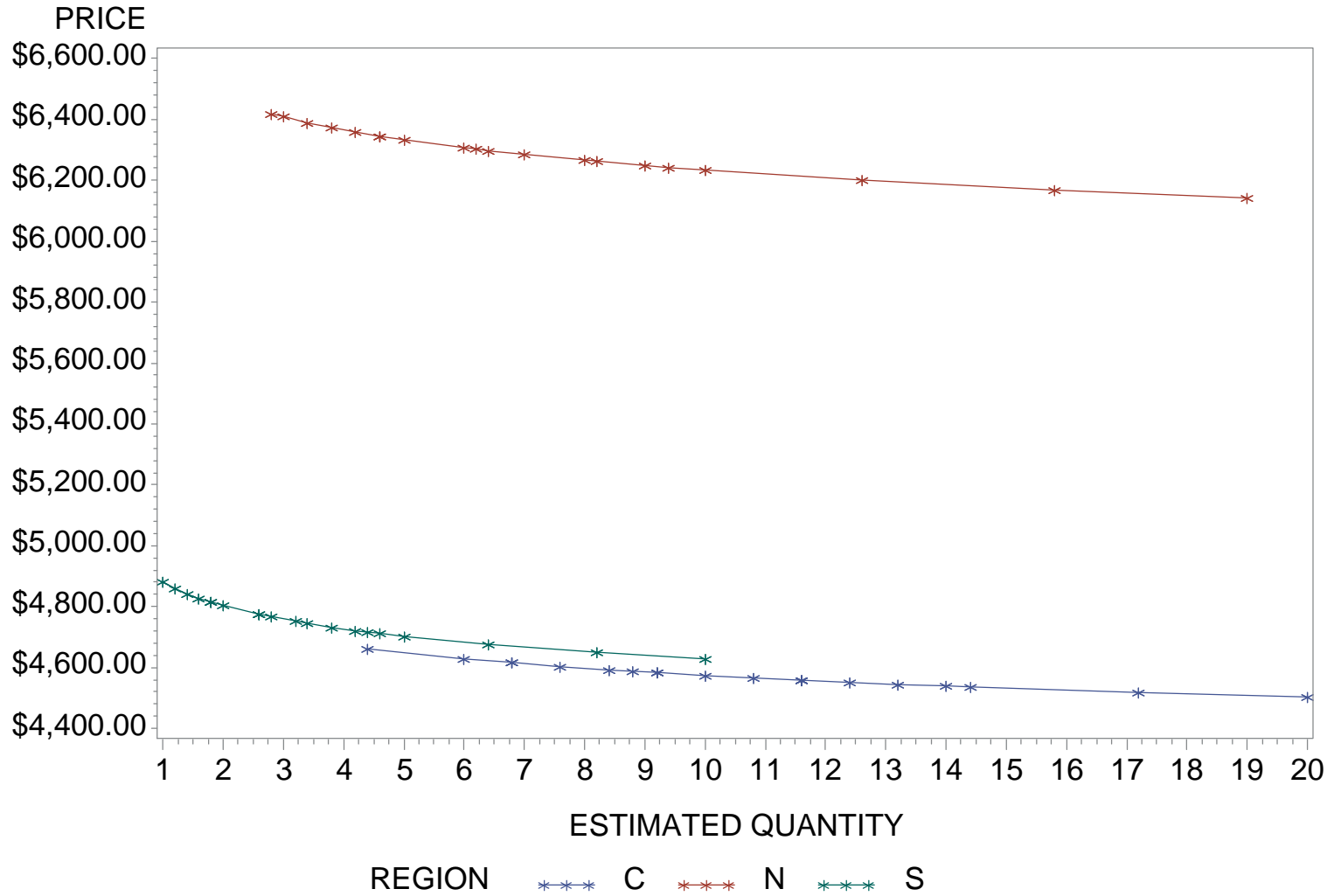
New Jersey Department of Transportation Jul 2019 - Jun 2022

ITEM NUMBER=701135M DESCRIPTION=FOUNDATION, TYPE SPF



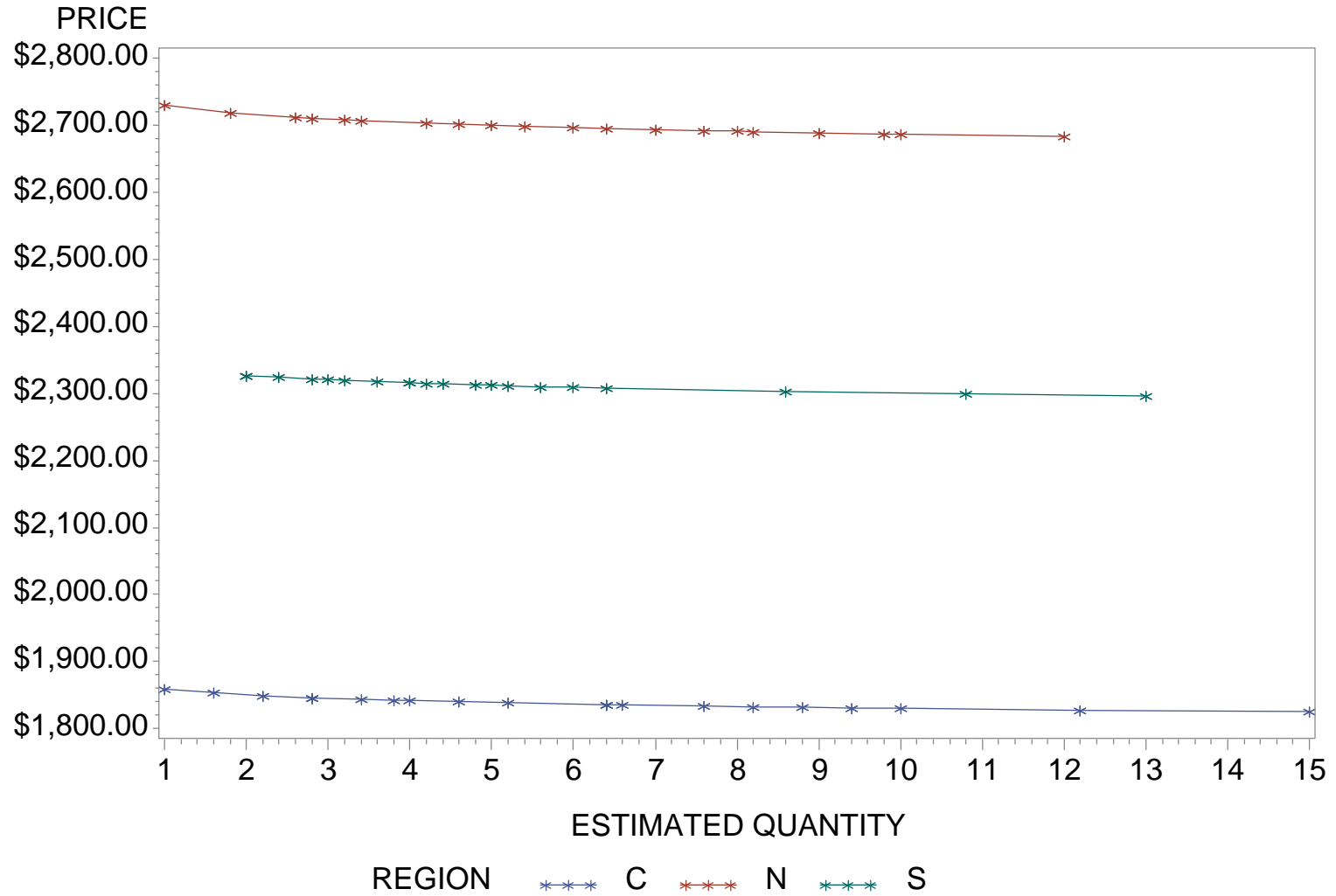
New Jersey Department of Transportation Jul 2019 - Jun 2022

ITEM NUMBER=701138M DESCRIPTION=FOUNDATION, TYPE STF



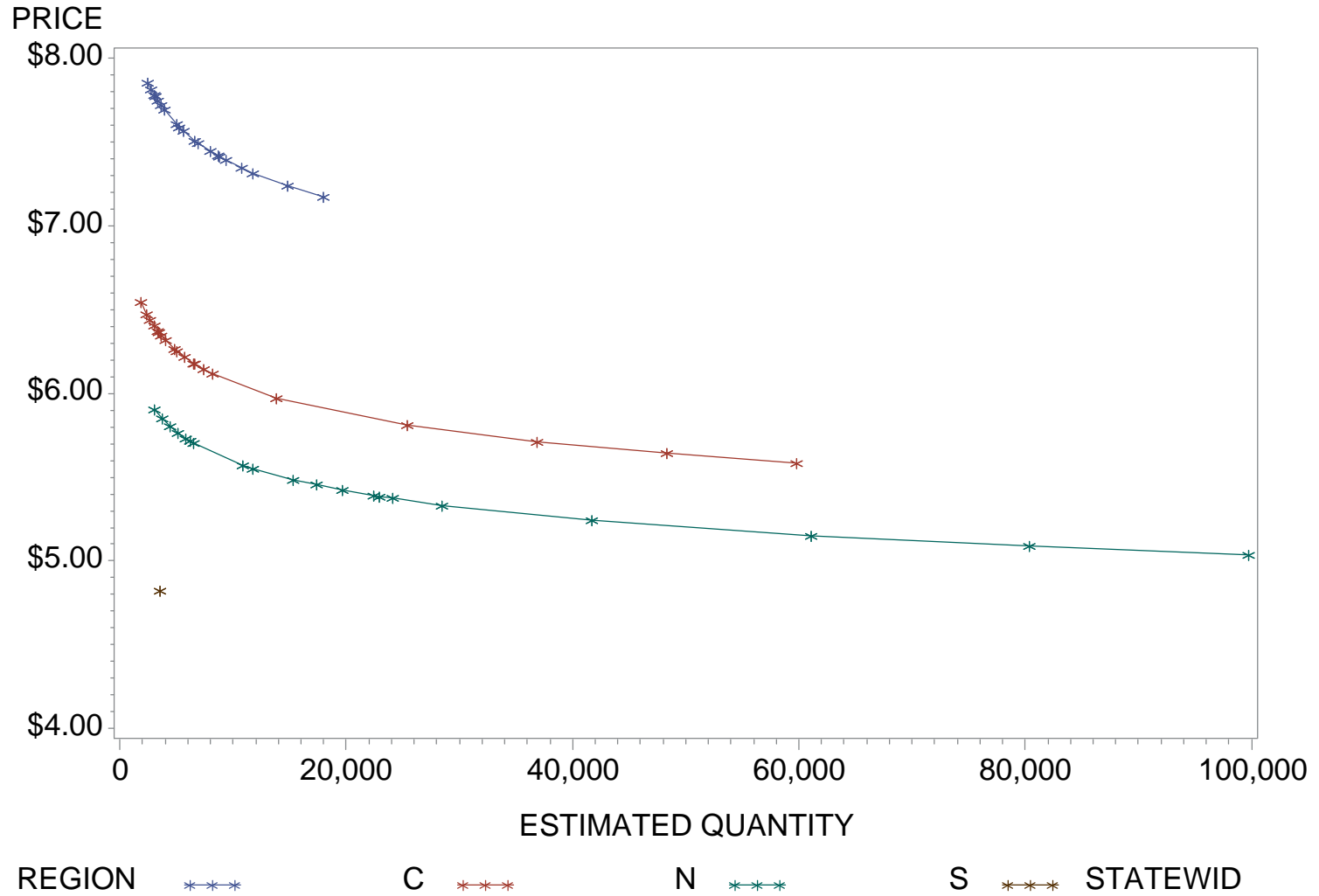
New Jersey Department of Transportation Jul 2019 - Jun 2022

ITEM NUMBER=701144M DESCRIPTION=FOUNDATION, TYPE SFK



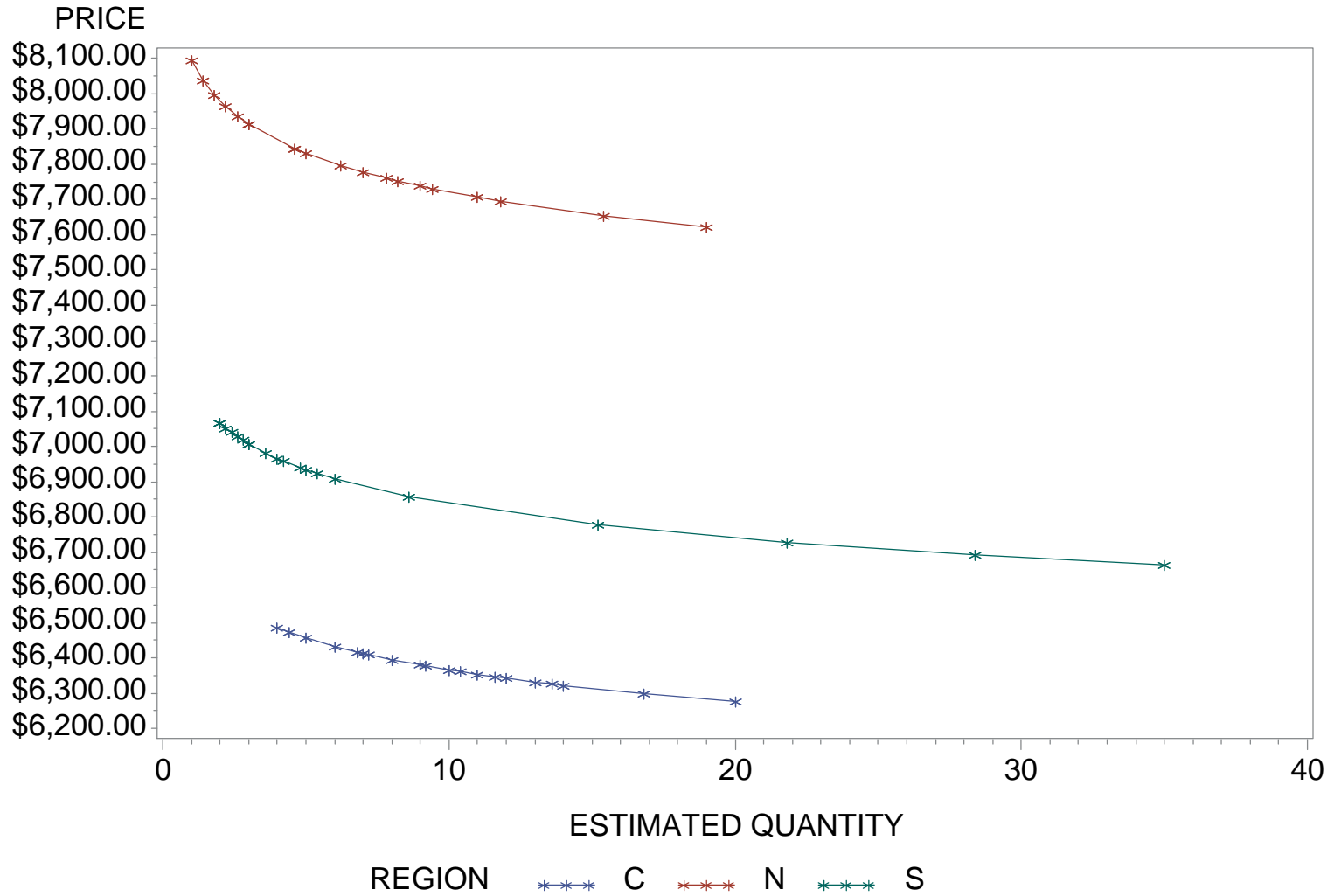
New Jersey Department of Transportation Jul 2019 - Jun 2022

ITEM NUMBER=701195P DESCRIPTION=MULTIPLE LIGHTING WIRE, NO. 2



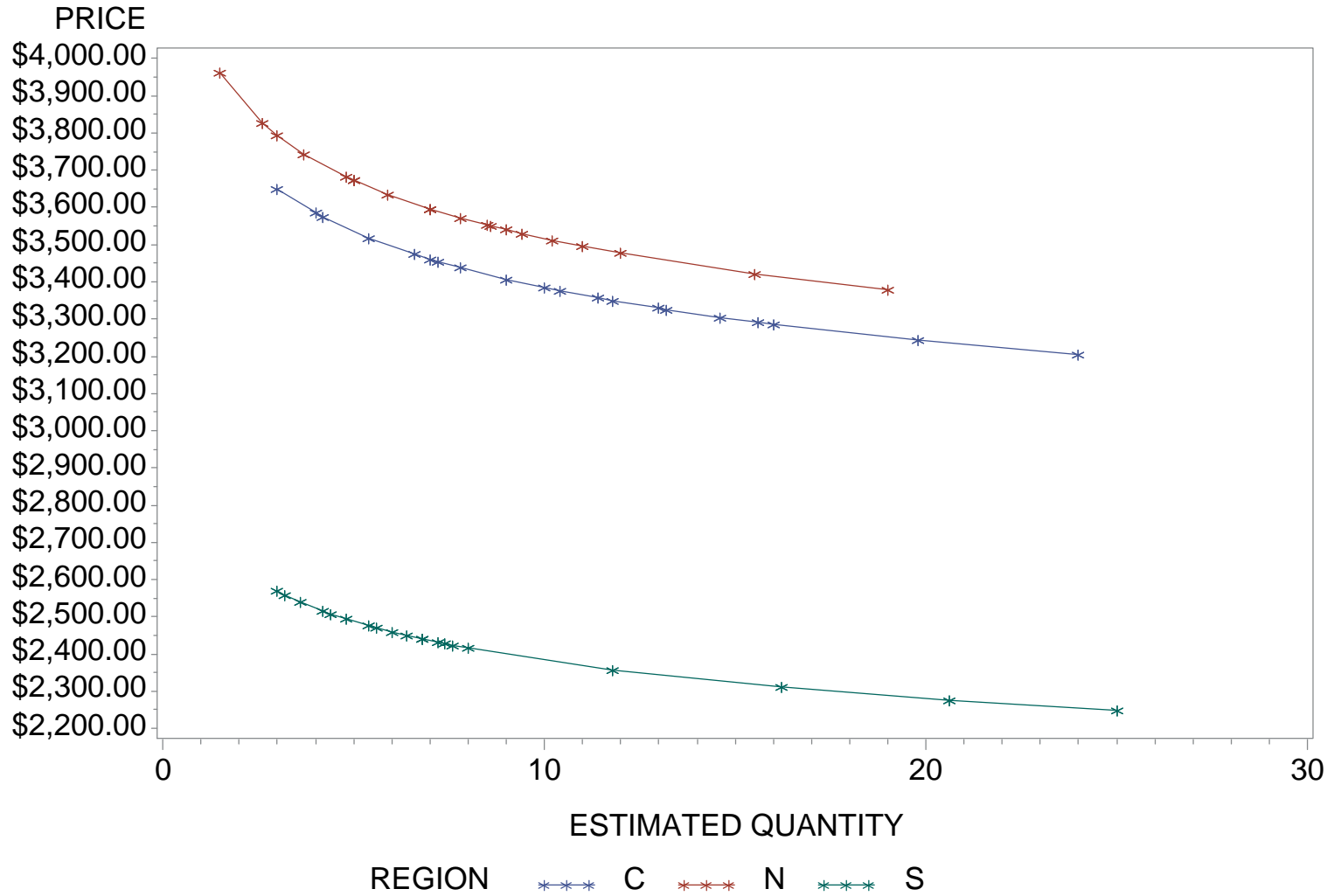
New Jersey Department of Transportation Jul 2019 - Jun 2022

ITEM NUMBER=702015M DESCRIPTION=TRAFFIC SIGNAL STANDARD, STEEL



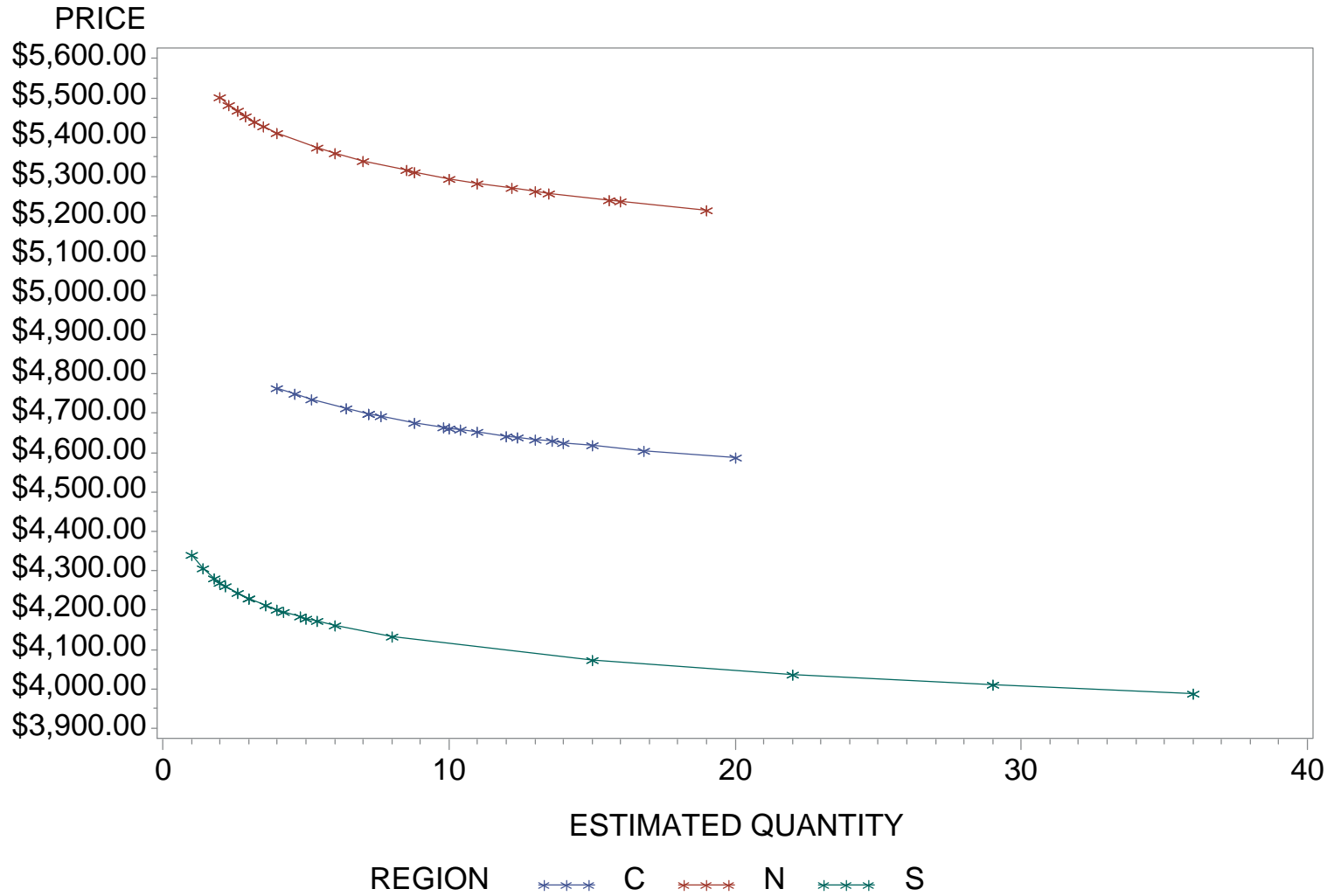
New Jersey Department of Transportation Jul 2019 - Jun 2022

ITEM NUMBER=702021M DESCRIPTION=TRAFFIC SIGNAL MAST ARM, ALUMI



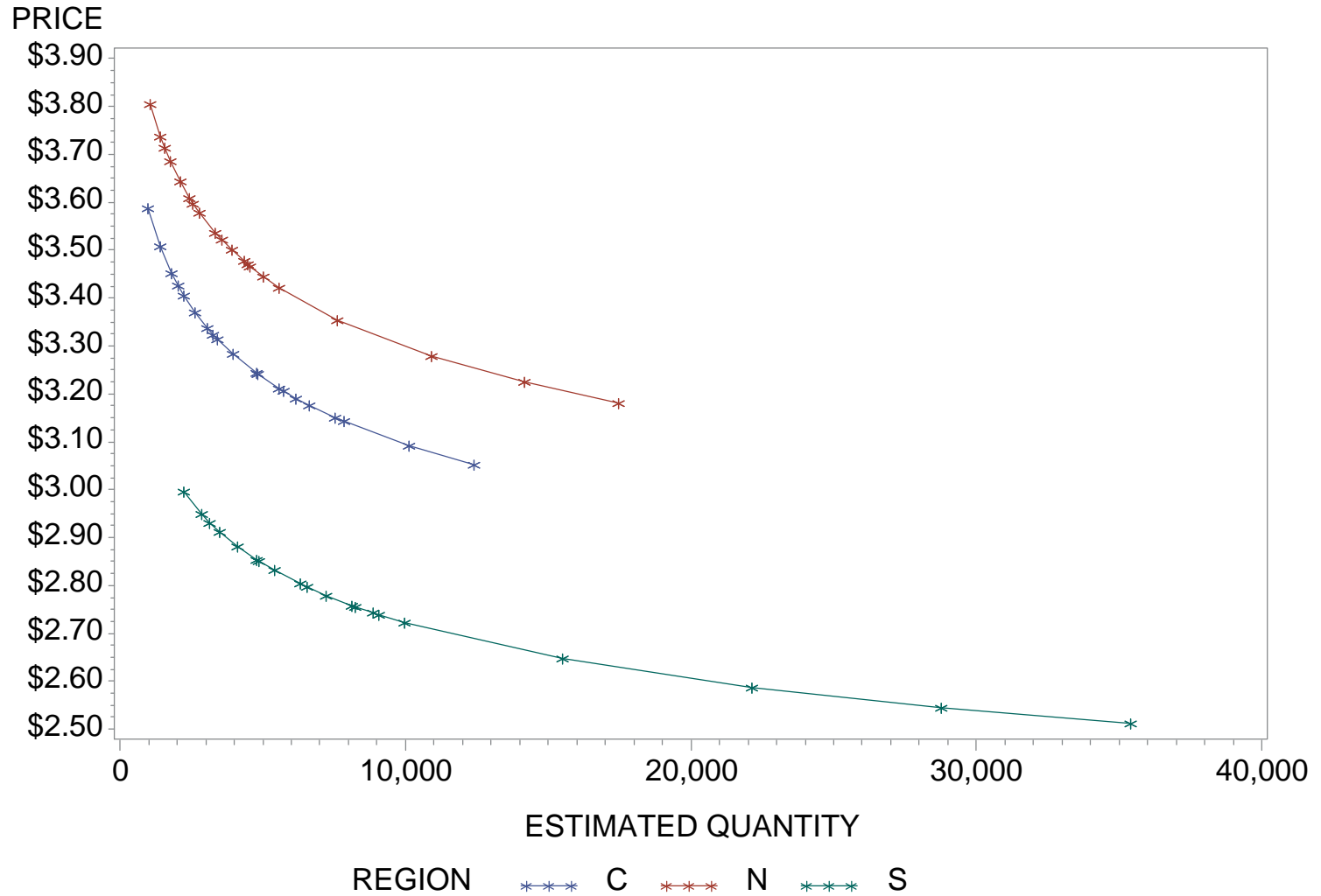
New Jersey Department of Transportation Jul 2019 - Jun 2022

ITEM NUMBER=702024M DESCRIPTION=TRAFFIC SIGNAL MAST ARM, STEEL



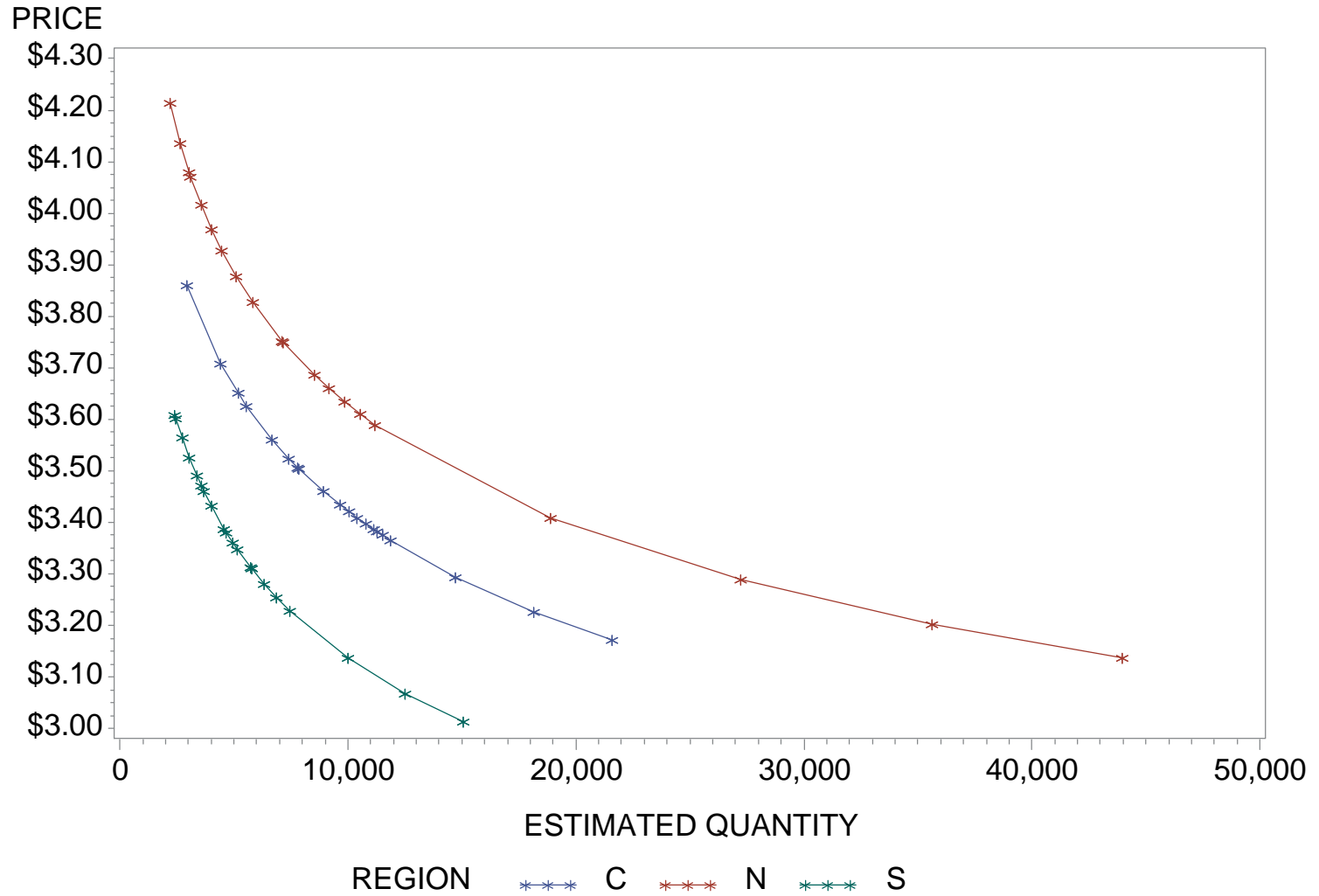
New Jersey Department of Transportation Jul 2019 - Jun 2022

ITEM NUMBER=702030P DESCRIPTION=TRAFFIC SIGNAL CABLE, 5 CONDUCT



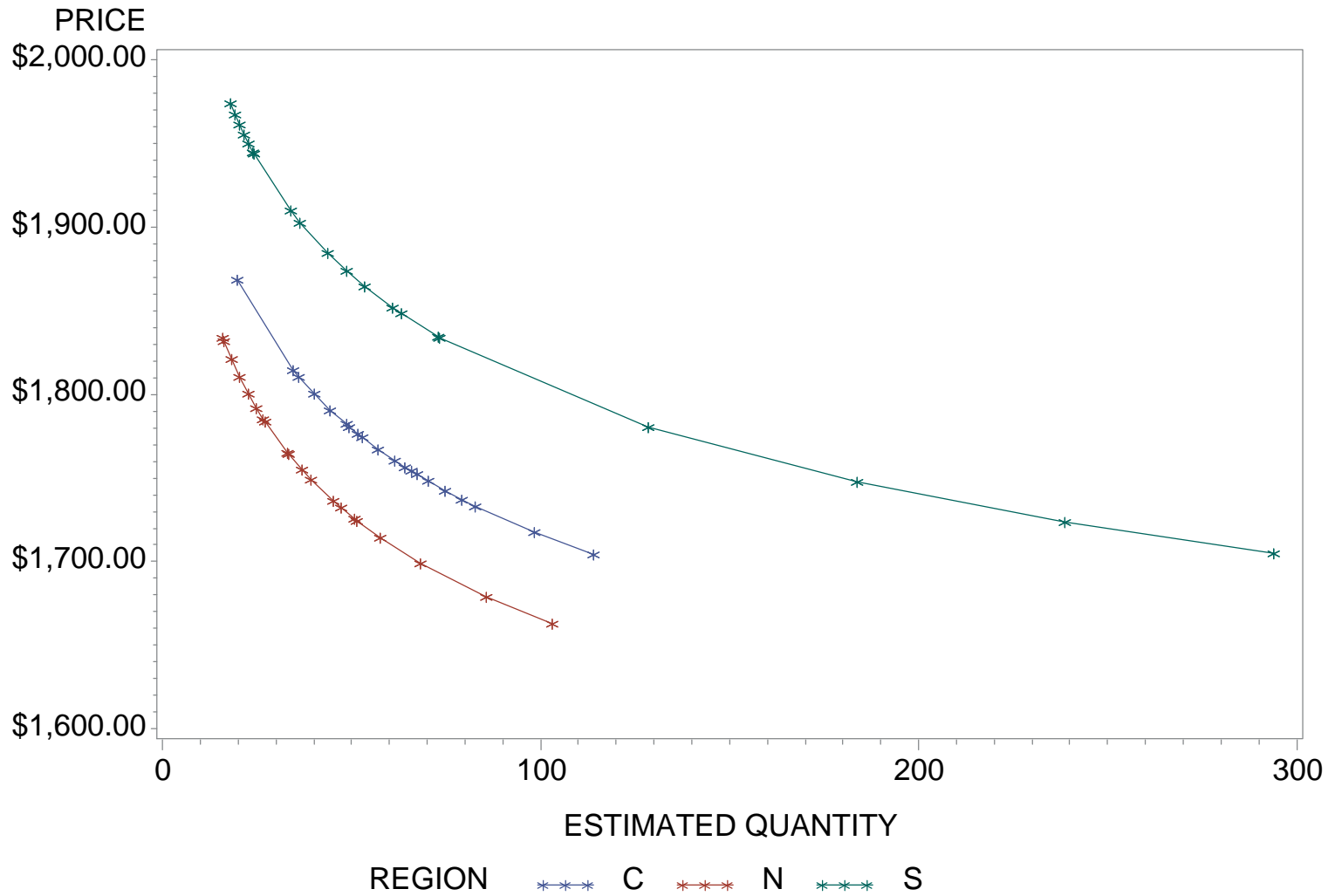
New Jersey Department of Transportation Jul 2019 - Jun 2022

ITEM NUMBER=702033P DESCRIPTION=TRAFFIC SIGNAL CABLE, 10 CONDU



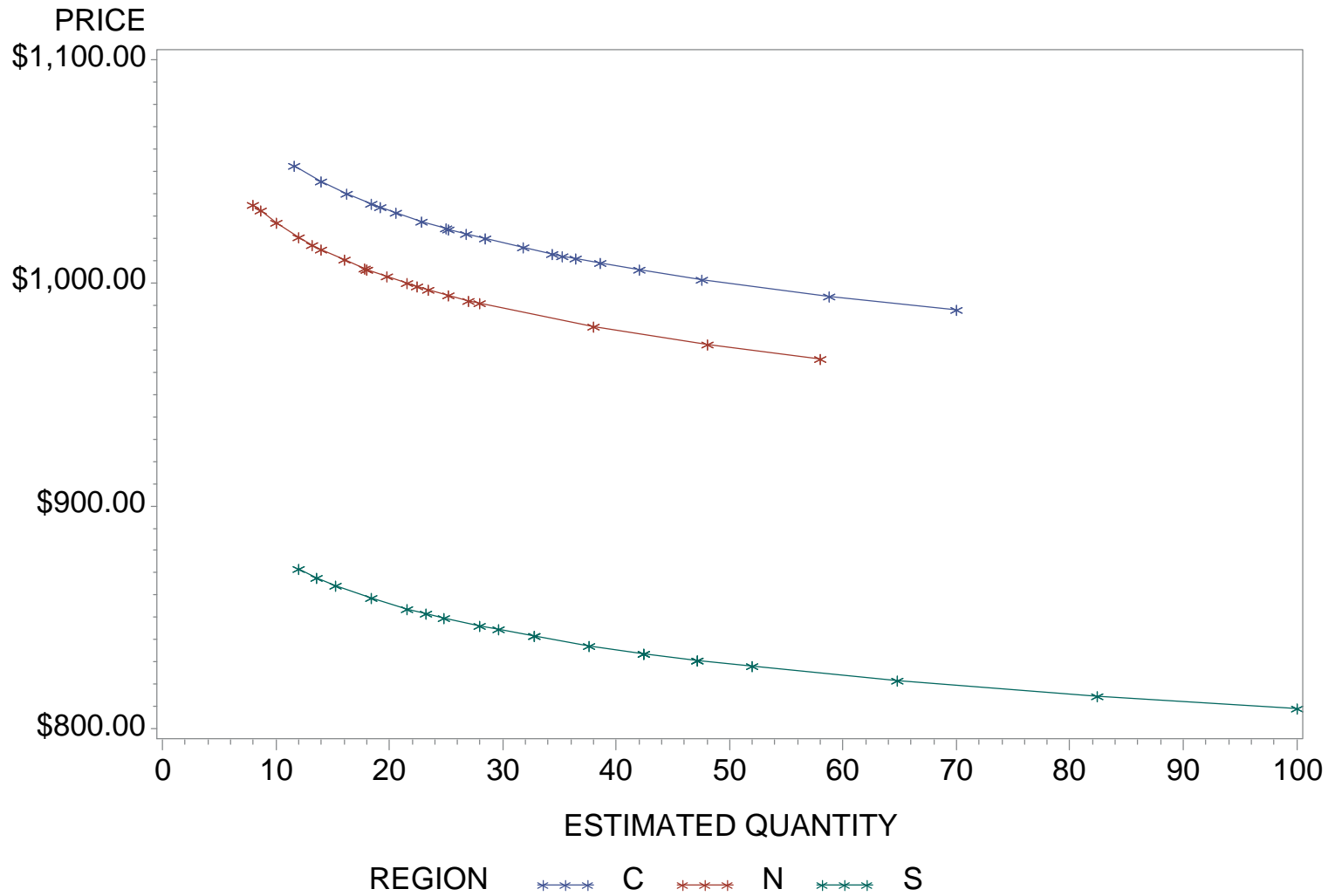
New Jersey Department of Transportation Jul 2019 - Jun 2022

ITEM NUMBER=702036M DESCRIPTION=TRAFFIC SIGNAL HEAD



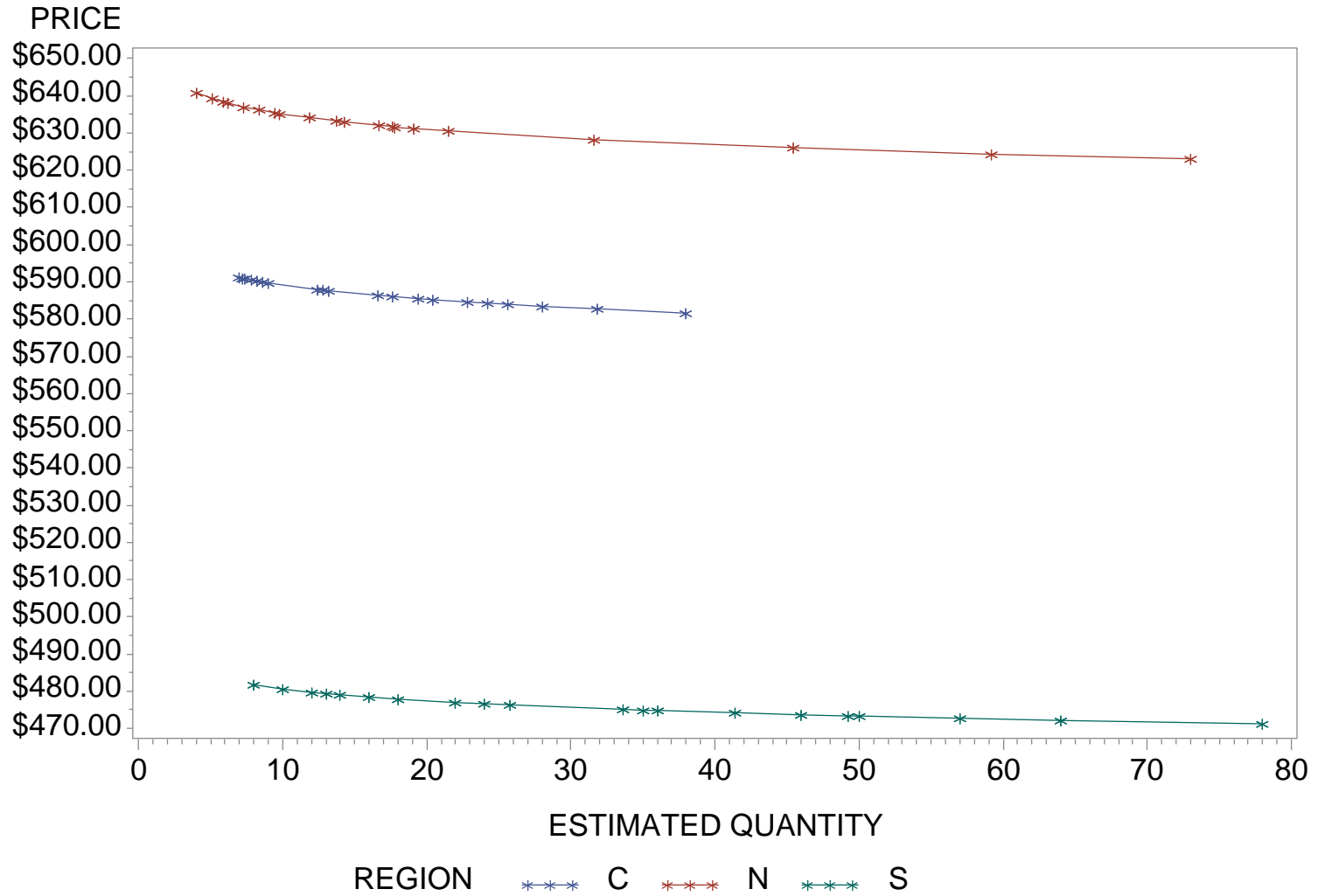
New Jersey Department of Transportation Jul 2019 - Jun 2022

ITEM NUMBER=702039M DESCRIPTION=PEDESTRIAN SIGNAL HEAD



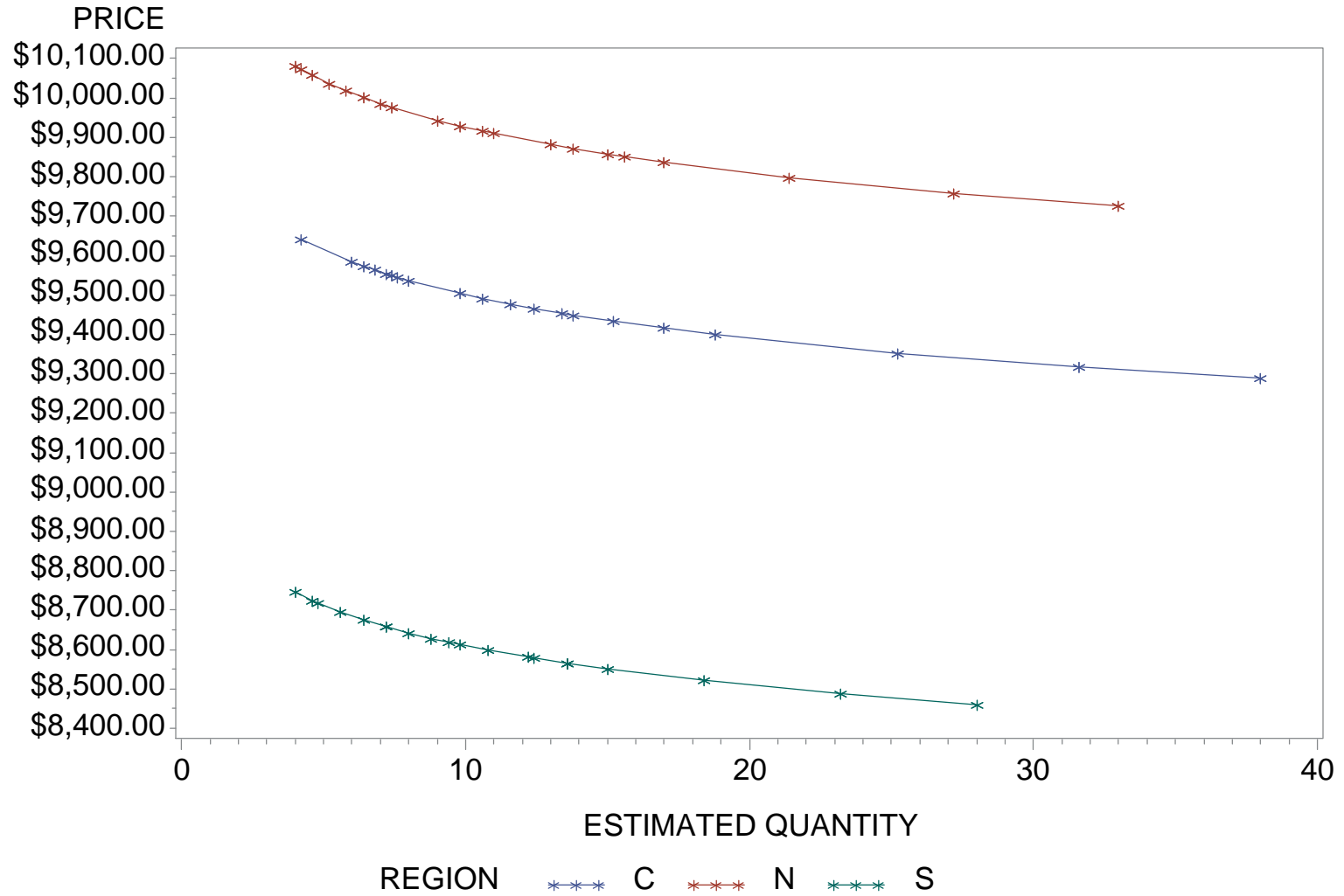
New Jersey Department of Transportation Jul 2019 - Jun 2022

ITEM NUMBER=702042M DESCRIPTION=PUSH BUTTON

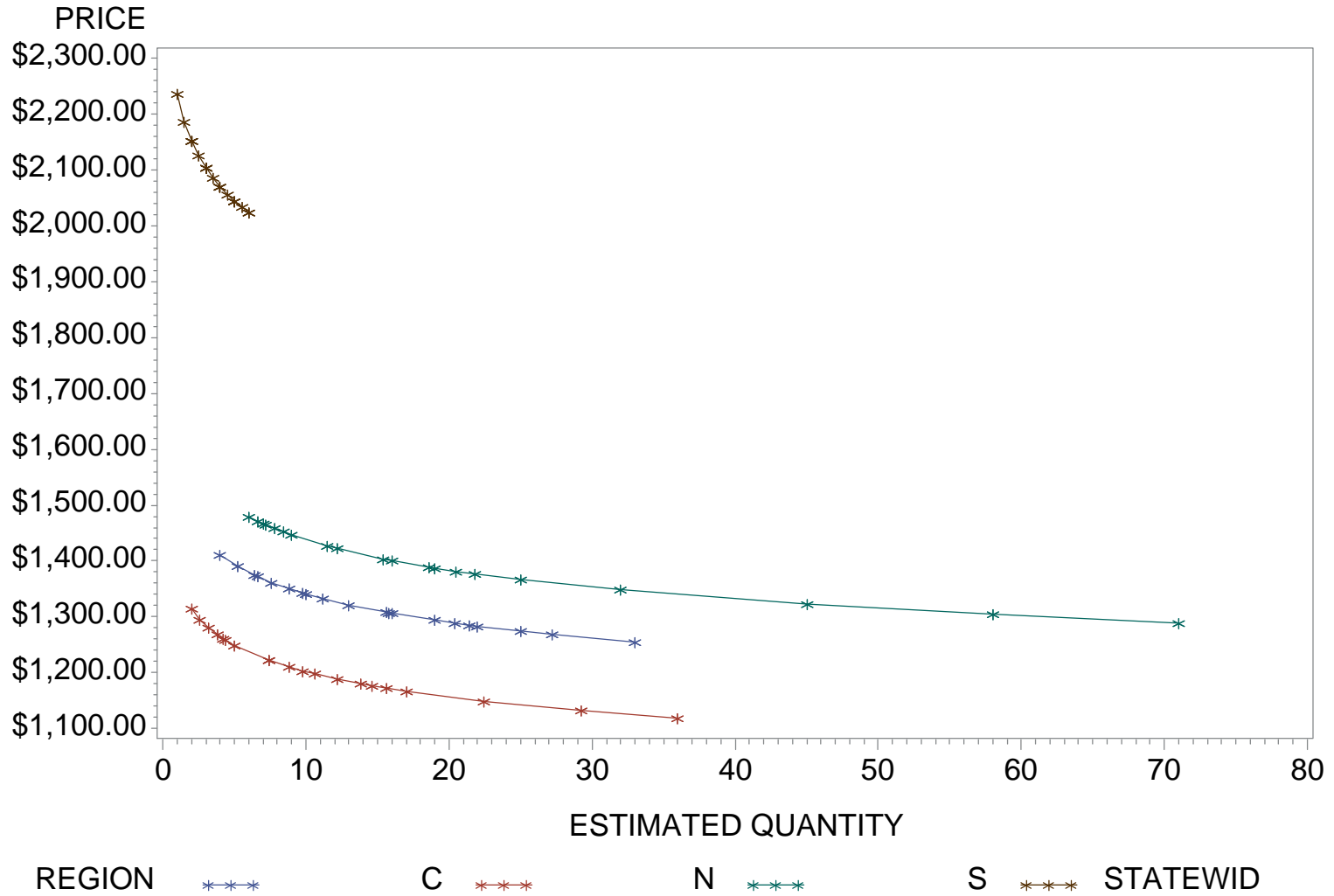


New Jersey Department of Transportation Jul 2019 - Jun 2022

ITEM NUMBER=702046M DESCRIPTION=RADAR DETECTOR

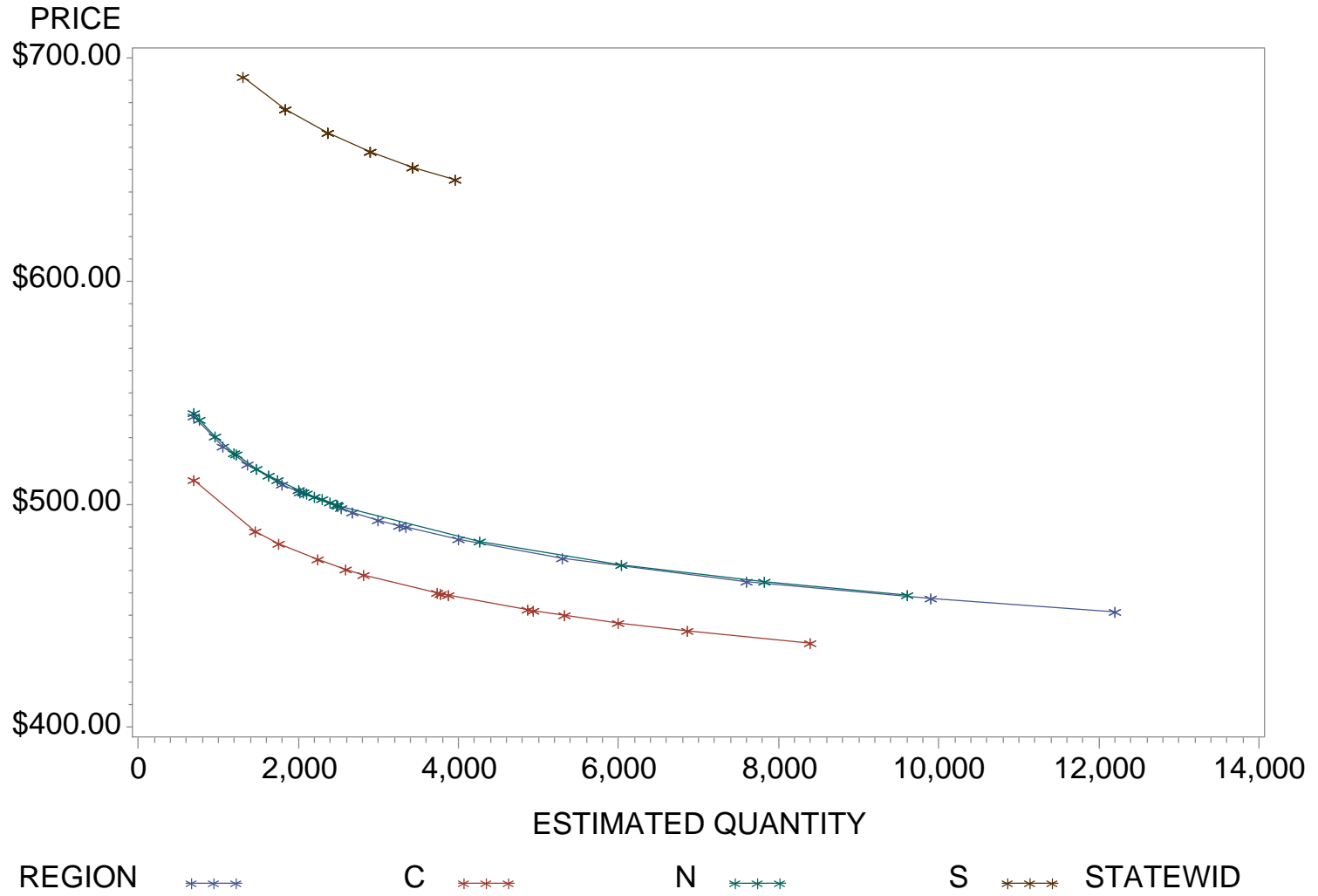


New Jersey Department of Transportation
 Jul 2019 - Jun 2022
 ITEM NUMBER=703018M DESCRIPTION=LUMINAIRE



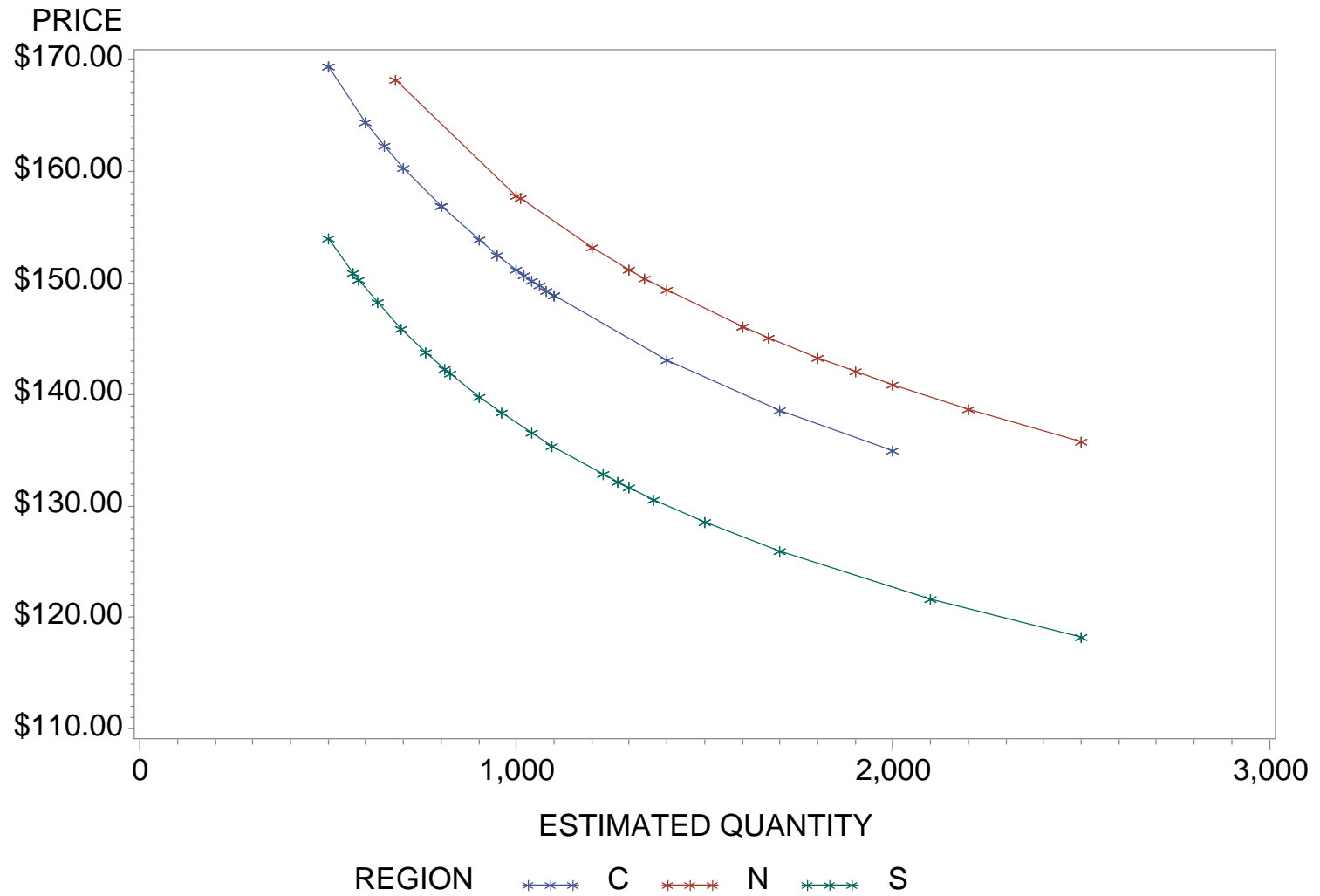
New Jersey Department of Transportation Jul 2019 - Jun 2022

ITEM NUMBER=MMB186M DESCRIPTION=LABOR CREW



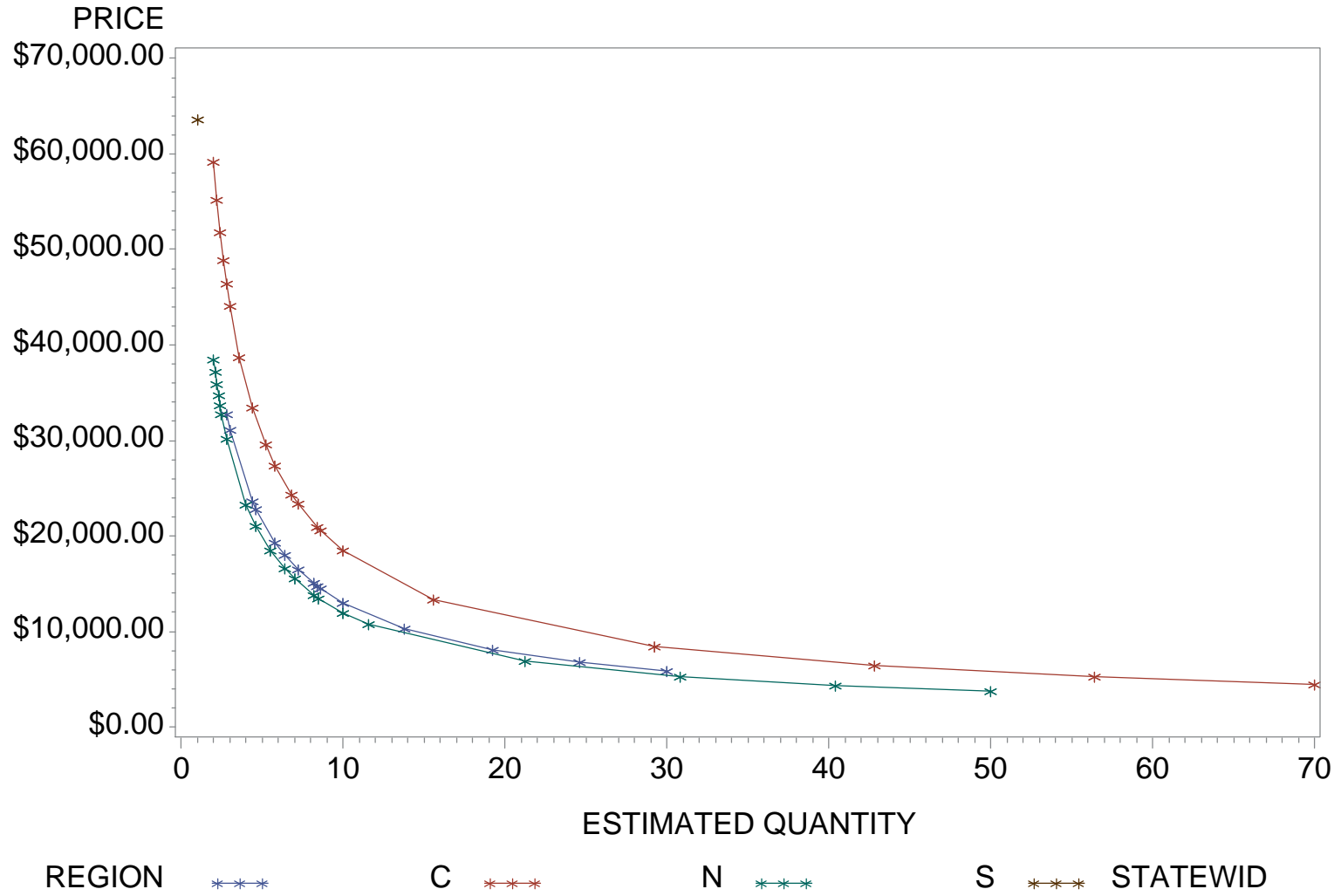
New Jersey Department of Transportation Jul 2019 - Jun 2022

ITEM NUMBER=MMG057M DESCRIPTION=WORKER, TYPE "B"



New Jersey Department of Transportation Jul 2019 - Jun 2022

ITEM NUMBER=MMR006M DESCRIPTION=EMERGENCY MOBILIZATION



Historical Statistics For January 1, 1960 to December 31, 2023
Summary Report

<< O V E R A L L T O T A L S >>

	Awarded Contracts	Contracts Work Began	Completed Contracts	Subcontracts
Total Number	91			
Total Dollars	\$712,960,220			
	Proposals Let	Previously Let Proposals	Proposals Rejected	Proposals Cancelled
Total Number	92			
Total Dollars	\$786,520,091			

<< A W A R D T O T A L S >>

Area Totals			Major Contract Work Types			Major Vendors		
Area	Contracts	Total \$	Work Type	Contracts	Total \$	Vendor	Contracts	Total \$
N	32	\$254,081,266	GENERAL CONSTRUCTION	13	\$157,183,500	21-0742073/SOUTH STATE	3	\$74,901,953
C	30	\$243,842,370	PRIMARILY ASPHALT WORK	23	\$144,547,313	22-2459294/SCHIFANO CO	6	\$54,898,612
S	23	\$178,779,879	BRIDGE, INCL CONCRETE	6	\$120,747,978	48-1287124/DELLA PELLO	6	\$53,972,980
STAT	6	\$36,256,704	BRIDGE MAINT (BUREAU O	15	\$82,113,030	22-1844145/NEW PRINCE	2	\$52,459,662
			STRUCTURES - LARGE	6	\$51,566,870	21-0529345/IEW CONSTRU	8	\$51,755,509
			EARTHWORK	2	\$36,797,835	22-1841600/EARLE ASPHA	2	\$49,148,426
			MISCELLANEOUS	8	\$30,339,943	I2943/IEW CONSTRUCTION	7	\$43,143,697
			BRIDGE PAINTING OR CLE	1	\$27,335,521	22-3334957/FERREIRA CO	1	\$29,772,835
			PAVEMENT MARKING	3	\$23,327,814	22-3416571/CARBRO CONS	1	\$29,117,588
			BASE COURSE	3	\$17,552,461	23-1715080/PKF-MARK II	1	\$27,335,521
			Other (6)	11	\$21,447,956	Other (32)	54	\$246,453,436

Historical Statistics For January 1, 1960 to December 31, 2023
Summary Report

<< B I D I N F O R M A T I O N >>

Area	Percent of Contracts Receiving Each Number of Bids										Total	Major Bidders		
	One	Two	Three	Four	Five	Six	Seven	Eight	Nine	Ten or More		Vendor	Bids	% Conts Bid
C	9.68	19.35	12.90	19.35	12.90	16.13	6.45	3.23			31	22-3170892/MOUNT CONST	32	34.78
N	6.25	9.38	31.25	15.63	12.50	9.38	6.25	3.13		6.25	32	21-0529345/IEW CONSTRU	19	20.65
S	21.74	21.74	26.09	13.04	8.70		4.35	4.35			23	22-2382970/CRISDEL GRO	15	16.30
STAT		33.33	16.67		33.33	16.67					6	22-2585273/JOSEPH M. S	14	15.22
ALL	10.87	17.39	22.83	15.22	13.04	9.78	5.43	3.26		2.17	92	22-2459294/SCHIFANO CO	13	14.13
												48-1287124/DELLA PELLO	12	13.04
												21-0742073/SOUTH STATE	11	11.96
												I2943/IEW CONSTRUCTION	11	11.96
												22-3416571/CARBRO CONS	10	10.87
												22-1863748/BERTO CONST	9	9.78
												Other (82)	212	

<< E S T I M A T E V S A W A R D E D B I D S >>

Area	Percent of Awards for Each Range Over/Under Estimate					Total Num	Area	Percent of Awarded Dollars for Each Range Over/Under Estimate				
	< -10%	-10% to 0	0 to +10%	> +10%	Total Num			< -10%	-10% to 0	0 to +10%	> +10%	Total Dollar
C	46.67	23.33	13.33	16.67	30	C	69.18	19.49	5.67	5.66	\$243,842,370	
N	37.50	25.00	15.63	21.88	32	N	35.63	16.62	8.66	39.10	\$254,081,266	
S	56.52	21.74	13.04	8.70	23	S	74.86	8.69	12.22	4.23	\$178,779,879	
STAT	16.67	66.67		16.67	6	STAT	17.39	45.22		37.39	\$36,256,704	
ALL	43.96	26.37	13.19	16.48	91	ALL	56.01	17.07	8.09	18.83	\$712,960,220	

Historical Statistics For January 1, 1960 to December 31, 2023
AREA/VENDOR REPORT FOR AREA C

-----<< O V E R A L L A R E A T O T A L S >>-----

	Awarded Contracts	Contracts Work Began	Completed Contracts	Subcontracts
Area Total Number	30			
% of Overall Total	32.97			
Area Total Dollars	\$243,842,370			
% of Overall Total	34.20			
	Proposals Let	Previously Let Proposals	Proposals Rejected	Proposals Cancelled
Area Total Number	31			
% of Overall Total	33.70			
Area Total Dollars	\$280,097,037			
% of Overall Total	35.61			

-----<< A R E A A W A R D T O T A L S >>-----

Vendor	Contracts	% Area Total	% Vendor Total	Vendor	Dollars	% Area Total	% Vendor Total
22-2459294/SCHIFANO CO	3	10.00	50.00	22-1841600/EARLE ASPHA	\$49,148,426	20.16	100.00
I2943/IEW CONSTRUCTION	3	10.00	42.86	22-2459294/SCHIFANO CO	\$30,960,499	12.70	56.40
22-1841600/EARLE ASPHA	2	6.67	100.00	22-3334957/FERREIRA CO	\$29,772,835	12.21	100.00
22-1863748/BERTO CONST	2	6.67	50.00	22-3416571/CARBRO CONS	\$29,117,588	11.94	100.00
22-3787755/ASPHALT PAV	2	6.67	33.33	I2943/IEW CONSTRUCTION	\$19,258,857	7.90	44.64
55-0807147/ORCHARD HOL	2	6.67	40.00	S0503/JOSEPH M. SANZAR	\$12,760,023	5.23	100.00
S0503/JOSEPH M. SANZAR	2	6.67	100.00	S6836/SOUTH STATE, INC	\$10,961,203	4.50	83.32
22-3334957/FERREIRA CO	1	3.33	100.00	21-0529345/IEW CONSTRU	\$9,326,900	3.82	18.02
22-3416571/CARBRO CONS	1	3.33	100.00	22-2153169/TRAFFIC LIN	\$7,395,959	3.03	100.00
S6836/SOUTH STATE, INC	1	3.33	50.00	22-1863748/BERTO CONST	\$7,258,934	2.98	40.73
Other (11)	11			Other (11)	\$37,881,147		

Historical Statistics For January 1, 1960 to December 31, 2023
AREA/VENDOR REPORT FOR AREA C

<< AREA BID INFORMATION >>

Vendor	Percent of Bids on Contracts Receiving Each Number of Bids										Ten or More	Bids	% Vendor Bids	% Conts Bid
	One	Two	Three	Four	Five	Six	Seven	Eight	Nine					
22-3170892/MOUNT CONST		10.00	20.00	40.00	10.00	20.00						10	31.25	32.26
22-1841600/EARLE ASPHA		16.67	16.67		16.67	16.67	33.33					6	75.00	19.35
22-2382970/CRISDEL GRO			16.67			50.00	16.67	16.67				6	40.00	19.35
21-0529345/IEW CONSTRU		20.00		60.00		20.00						5	26.32	16.13
22-2459294/SCHIFANO CO						60.00	20.00	20.00				5	38.46	16.13
48-1287124/DELLA PELLO						60.00	20.00	20.00				5	41.67	16.13
CAPITAL PAVING & CONTR						60.00	20.00	20.00				5	55.56	16.13
21-0742073/SOUTH STATE					50.00	25.00		25.00				4	36.36	12.90
22-1618743/ANSELM I & D				25.00	25.00	25.00	25.00					4	57.14	12.90
22-1863748/BERTO CONST		25.00	25.00	25.00		25.00						4	44.44	12.90
Other (45)												69		

<< AREA ESTIMATE VS AWARDED BIDS >>

Vendor	Percent of Awards for Each Range Over/Under Estimate					Total Num	Vendor	Percent of Awarded Dollars for Each Range Over/Under Estimate					Total Dollars
	< -10%	10% to 0	0 to +10%	> +10%				< -10%	10% to 0	0 to +10%	> +10%		
22-2459294/SCHIFANO CO		100.00				3	22-1841600/EARLE ASPHA	100.00				\$49,148,426	
I2943/IEW CONSTRUCTION	100.00					3	22-2459294/SCHIFANO CO		100.00			\$30,960,499	
22-1841600/EARLE ASPHA	100.00					2	22-3334957/FERREIRA CO	100.00				\$29,772,835	
22-1863748/BERTO CONST		50.00	50.00			2	22-3416571/CARBRO CONS	100.00				\$29,117,588	
22-3787755/ASPHALT PAV			100.00			2	I2943/IEW CONSTRUCTION	100.00				\$19,258,857	
55-0807147/ORCHARD HOL				100.00		2	S0503/JOSEPH M. SANZAR		76.50		23.50	\$12,760,023	
S0503/JOSEPH M. SANZAR		50.00		50.00		2	S6836/SOUTH STATE, INC	100.00				\$10,961,203	
22-3334957/FERREIRA CO	100.00					1	21-0529345/IEW CONSTRU	100.00				\$9,326,900	
22-3416571/CARBRO CONS	100.00					1	22-2153169/TRAFFIC LIN				100.00	\$7,395,959	
S6836/SOUTH STATE, INC	100.00					1	22-1863748/BERTO CONST		38.03	61.97		\$7,258,934	
Other (11)	54.55	18.18	9.09	18.18	11	Other (11)	55.70	10.67	24.64	8.99		\$37,881,147	

Historical Statistics For January 1, 1960 to December 31, 2023
AREA/VENDOR REPORT FOR AREA N

<< O V E R A L L A R E A T O T A L S >>

	Awarded Contracts	Contracts Work Began	Completed Contracts	Subcontracts
Area Total Number	32			
% of Overall Total	35.16			
Area Total Dollars	\$254,081,266			
% of Overall Total	35.64			
	Proposals Let	Previously Let Proposals	Proposals Rejected	Proposals Cancelled
Area Total Number	32			
% of Overall Total	34.78			
Area Total Dollars	\$254,148,211			
% of Overall Total	32.31			

<< A R E A A W A R D T O T A L S >>

Vendor	Contracts	% Area Total	% Vendor Total	Vendor	Dollars	% Area Total	% Vendor Total
48-1287124/DELLA PELLO	5	15.63	83.33	22-1844145/NEW PRINCE	\$52,459,662	20.65	100.00
55-0807147/ORCHARD HOL	3	9.38	60.00	48-1287124/DELLA PELLO	\$51,694,342	20.35	95.78
21-0529345/IEW CONSTRU	2	6.25	25.00	22-3170892/MOUNT CONST	\$21,599,772	8.50	88.83
22-1844145/NEW PRINCE	2	6.25	100.00	22-2459294/SCHIFANO CO	\$18,100,798	7.12	32.97
22-1863748/BERTO CONST	2	6.25	50.00	I2943/IEW CONSTRUCTION	\$17,337,513	6.82	40.19
22-2459294/SCHIFANO CO	2	6.25	33.33	21-0529345/IEW CONSTRU	\$15,571,574	6.13	30.09
I2943/IEW CONSTRUCTION	2	6.25	28.57	22-1618743/ANSELM I & D	\$11,560,560	4.55	100.00
22-1618743/ANSELM I & D	1	3.13	100.00	22-1863748/BERTO CONST	\$10,565,067	4.16	59.27
22-2328302/GREEN CONST	1	3.13	50.00	22-2328302/GREEN CONST	\$9,737,256	3.83	60.89
22-3170892/MOUNT CONST	1	3.13	50.00	22-2299140/DENVILLE LI	\$6,992,521	2.75	100.00
Other (11)	11			Other (11)	\$38,462,200		

Historical Statistics For January 1, 1960 to December 31, 2023
AREA/VENDOR REPORT FOR AREA N

<< AREA BID INFORMATION >>

Vendor	Percent of Bids on Contracts Receiving Each Number of Bids									Ten or More	Bids	% Vendor Bids	% Conts Bid
	One	Two	Three	Four	Five	Six	Seven	Eight	Nine				
22-3170892/MOUNT CONST			50.00		10.00	20.00				20.00	10	31.25	31.25
21-0529345/IEW CONSTRU	14.29	14.29	14.29	14.29	14.29	14.29	14.29			14.29	7	36.84	21.88
22-2382970/CRISDEL GRO		14.29			42.86		14.29	14.29		14.29	7	46.67	21.88
22-2459294/SCHIFANO CO				14.29	42.86	14.29	14.29	14.29			7	53.85	21.88
48-1287124/DELLA PELLO				14.29	42.86	14.29	14.29	14.29			7	58.33	21.88
22-2585273/JOSEPH M. S		33.33			16.67	16.67	16.67			16.67	6	42.86	18.75
22-1549727/UNION PAVIN		40.00				20.00				40.00	5	71.43	15.63
22-1863748/BERTO CONST		25.00					25.00			50.00	4	44.44	12.50
22-2696407/COLONNELLI					25.00	25.00				50.00	4	57.14	12.50
22-3397430/RITACCO CON		25.00					25.00			50.00	4	100.00	12.50
Other (47)											81		

<< AREA ESTIMATE VS AWARDED BIDS >>

Vendor	Percent of Awards for Each Range Over/Under Estimate					Total Num	Vendor	Percent of Awarded Dollars for Each Range Over/Under Estimate				
	< -10%	10% to 0	0 to +10%	> +10%	Total			< -10%	10% to 0	0 to +10%	> +10%	Total Dollars
48-1287124/DELLA PELLO	40.00	40.00		20.00	5	22-1844145/NEW PRINCE		7.60		92.40	\$52,459,662	
55-0807147/ORCHARD HOL		33.33	66.67		3	48-1287124/DELLA PELLO	14.54	36.46		49.00	\$51,694,342	
21-0529345/IEW CONSTRU	100.00				2	22-3170892/MOUNT CONST		100.00			\$21,599,772	
22-1844145/NEW PRINCE		50.00		50.00	2	22-2459294/SCHIFANO CO	54.61	45.39			\$18,100,798	
22-1863748/BERTO CONST	100.00				2	I2943/IEW CONSTRUCTION		100.00			\$17,337,513	
22-2459294/SCHIFANO CO	50.00	50.00			2	21-0529345/IEW CONSTRU		100.00			\$15,571,574	
I2943/IEW CONSTRUCTION	100.00				2	22-1618743/ANSELM I & D			100.00		\$11,560,560	
22-1618743/ANSELM I & D				100.00	1	22-1863748/BERTO CONST		100.00			\$10,565,067	
22-2328302/GREEN CONST			100.00		1	22-2328302/GREEN CONST			100.00		\$9,737,256	
22-3170892/MOUNT CONST	100.00				1	22-2299140/DENVILLE LI				100.00	\$6,992,521	
Other (11)	18.18	27.27	18.18	36.36	11	Other (11)	20.95	29.03	31.86	18.16	\$38,462,200	

Historical Statistics For January 1, 1960 to December 31, 2023
AREA/VENDOR REPORT FOR AREA S

<< O V E R A L L A R E A T O T A L S >>

	Awarded Contracts	Contracts Work Began	Completed Contracts	Subcontracts
Area Total Number	23			
% of Overall Total	25.27			
Area Total Dollars	\$178,779,879			
% of Overall Total	25.08			
	Proposals Let	Previously Let Proposals	Proposals Rejected	Proposals Cancelled
Area Total Number	23			
% of Overall Total	25.00			
Area Total Dollars	\$215,961,731			
% of Overall Total	27.46			

<< A R E A A W A R D T O T A L S >>

Vendor	Contracts	% Area Total	% Vendor Total	Vendor	Dollars	% Area Total	% Vendor Total
21-0742073/SOUTH STATE	3	13.04	100.00	21-0742073/SOUTH STATE	\$74,901,953	41.90	100.00
22-3787755/ASPHALT PAV	3	13.04	50.00	23-1715080/PKF-MARK II	\$27,335,521	15.29	100.00
21-0529345/IEW CONSTRU	2	8.70	25.00	22-3787755/ASPHALT PAV	\$10,107,964	5.65	56.43
I2943/IEW CONSTRUCTION	2	8.70	28.57	22-2332677/ZONE STRIPI	\$8,939,334	5.00	100.00
20-1354414/GREAT LAKES	1	4.35	100.00	21-0689285/STAVOLA CON	\$8,518,661	4.76	100.00
21-0689285/STAVOLA CON	1	4.35	100.00	20-1354414/GREAT LAKES	\$7,025,000	3.93	100.00
22-2328302/GREEN CONST	1	4.35	50.00	21-0529345/IEW CONSTRU	\$6,639,715	3.71	12.83
22-2332677/ZONE STRIPI	1	4.35	100.00	A8048/ASPHALT PAVING S	\$6,592,452	3.69	69.96
23-1715080/PKF-MARK II	1	4.35	100.00	I2943/IEW CONSTRUCTION	\$6,547,327	3.66	15.18
A8048/ASPHALT PAVING S	1	4.35	50.00	22-2328302/GREEN CONST	\$6,255,000	3.50	39.11
Other (7)	7			Other (7)	\$15,916,953		

Historical Statistics For January 1, 1960 to December 31, 2023
AREA/VENDOR REPORT FOR AREA S

<< AREA BID INFORMATION >>

Vendor	Percent of Bids on Contracts Receiving Each Number of Bids										Ten or More	Bids	% Vendor Bids	% Conts Bid
	One	Two	Three	Four	Five	Six	Seven	Eight	Nine					
21-0742073/SOUTH STATE	14.29	14.29	14.29		28.57		14.29	14.29				7	63.64	30.43
22-3170892/MOUNT CONST		14.29	28.57	28.57			14.29	14.29				7	21.88	30.43
21-0529345/IEW CONSTRU		66.67	33.33									3	15.79	13.04
22-3787755/ASPHALT PAV	100.00											3	50.00	13.04
I2943/IEW CONSTRUCTION			33.33	66.67								3	27.27	13.04
21-0665029/J. FLETCHER			50.00				50.00					2	28.57	8.70
22-1841600/EARLE ASPHA					50.00			50.00				2	25.00	8.70
22-2269412/RICHARD E.					50.00			50.00				2	100.00	8.70
22-2585273/JOSEPH M. S			100.00									2	14.29	8.70
22-3416571/CARBRO CONS					50.00			50.00				2	20.00	8.70
Other (34)												37		

<< AREA ESTIMATE VS AWARDED BIDS >>

Vendor	Percent of Awards for Each Range Over/Under Estimate					Total Num	Vendor	Percent of Awarded Dollars for Each Range Over/Under Estimate					Total Dollars
	< -10%	10% to 0	0 to +10%	> +10%				< -10%	10% to 0	0 to +10%	> +10%		
21-0742073/SOUTH STATE	66.67		33.33			3	21-0742073/SOUTH STATE	85.99		14.01			\$74,901,953
22-3787755/ASPHALT PAV		33.33	33.33	33.33		3	23-1715080/PKF-MARK II	100.00					\$27,335,521
21-0529345/IEW CONSTRU		100.00				2	22-3787755/ASPHALT PAV		26.90	23.82	49.27		\$10,107,964
I2943/IEW CONSTRUCTION	50.00	50.00				2	22-2332677/ZONE STRIPI			100.00			\$8,939,334
20-1354414/GREAT LAKES	100.00					1	21-0689285/STAVOLA CON	100.00					\$8,518,661
21-0689285/STAVOLA CON	100.00					1	20-1354414/GREAT LAKES	100.00					\$7,025,000
22-2328302/GREEN CONST	100.00					1	21-0529345/IEW CONSTRU		100.00				\$6,639,715
22-2332677/ZONE STRIPI			100.00			1	A8048/ASPHALT PAVING S	100.00					\$6,592,452
23-1715080/PKF-MARK II	100.00					1	I2943/IEW CONSTRUCTION	40.45	59.55				\$6,547,327
A8048/ASPHALT PAVING S	100.00					1	22-2328302/GREEN CONST	100.00					\$6,255,000
Other (7)	71.43	14.29		14.29		7	Other (7)	69.41	14.32		16.26		\$15,916,953

Historical Statistics For January 1, 1960 to December 31, 2023
 AREA/VENDOR REPORT FOR AREA STAT

<< O V E R A L L A R E A T O T A L S >>

	Awarded Contracts	Contracts Work Began	Completed Contracts	Subcontracts
Area Total Number	6			
% of Overall Total	6.59			
Area Total Dollars	\$36,256,704			
% of Overall Total	5.09			
	Proposals Let	Previously Let Proposals	Proposals Rejected	Proposals Cancelled
Area Total Number	6			
% of Overall Total	6.52			
Area Total Dollars	\$36,313,113			
% of Overall Total	4.62			

<< A R E A A W A R D T O T A L S >>

Vendor	Contracts	% Area Total	% Vendor Total	Vendor	Dollars	% Area Total	% Vendor Total
21-0529345/IEW CONSTRU	3	50.00	37.50	21-0529345/IEW CONSTRU	\$20,217,320	55.76	39.06
22-1753261/NATIONAL WA	1	16.67	100.00	22-1753261/NATIONAL WA	\$6,304,196	17.39	100.00
22-2459294/SCHIFANO CO	1	16.67	16.67	22-2459294/SCHIFANO CO	\$5,837,316	16.10	10.63
22-2696407/COLONNELLI	1	16.67	50.00	22-2696407/COLONNELLI	\$3,897,872	10.75	37.86
Other (0)	0			Other (0)	\$0		

Historical Statistics For January 1, 1960 to December 31, 2023
AREA/VENDOR REPORT FOR AREA STAT

-----< < A R E A B I D I N F O R M A T I O N > >-----

Vendor	Percent of Bids on Contracts Receiving Each Number of Bids										Ten or More	Bids	% Vendor Bids	% Conts Bid
	One	Two	Three	Four	Five	Six	Seven	Eight	Nine					
22-3170892/MOUNT CONST		40.00	20.00		20.00	20.00						5	15.63	83.33
21-0529345/IEW CONSTRU		50.00			25.00	25.00						4	21.05	66.67
22-2585273/JOSEPH M. S			33.33		33.33	33.33						3	21.43	50.00
21-0665029/J. FLETCHER					100.00							1	14.29	16.67
22-1753261/NATIONAL WA			100.00									1	100.00	16.67
22-1863748/BERTO CONST						100.00						1	11.11	16.67
22-2115708/M.L. RUBERT					100.00							1	25.00	16.67
22-2335070/D'ANNUNZIO					100.00							1	14.29	16.67
22-2382970/CRISDEL GRO					100.00							1	6.67	16.67
22-2459294/SCHIFANO CO					100.00							1	7.69	16.67
Other (4)												4		

-----< < A R E A E S T I M A T E V S A W A R D E D B I D S > >-----

Vendor	Percent of Awards for Each Range Over/Under Estimate					Total Num	Vendor	Percent of Awarded Dollars for Each Range Over/Under Estimate				
	< -10%	10% to 0	0 to +10%	> +10%	Total			< -10%	10% to 0	0 to +10%	> +10%	Total Dollars
21-0529345/IEW CONSTRU		66.67		33.33	3	21-0529345/IEW CONSTRU		32.95		67.05	\$20,217,320	
22-1753261/NATIONAL WA	100.00				1	22-1753261/NATIONAL WA	100.00				\$6,304,196	
22-2459294/SCHIFANO CO		100.00			1	22-2459294/SCHIFANO CO		100.00			\$5,837,316	
22-2696407/COLONNELLI		100.00			1	22-2696407/COLONNELLI		100.00			\$3,897,872	