

Third Quarter 2022 Estimation Support and Historical Statistics BAMS/DSS[®] Output

**Prepared for the New Jersey Department of
Transportation**

September 2022

Prepared by:

infotech[®]

2970 SW 50th Terrace; Gainesville, FL 32608-5076

Telephone: 352-381-4400 Fax: 888-971-3916

Web: www.infotechinc.com

TOP STANDARD ITEMS BETWEEN October 7, 2021 AND August 4, 2022
RANKED BY TOTAL AWARDED DOLLARS
94 CONTRACTS - AWARDED TOTAL: \$761,683,392

OVERALL RANK	ITEM NUMBER	SPEC YEAR	ITEM DESCRIPTION	UNITS	QUANTITY	DOLLARS (IN 000S)	AVERAGE PRICE	PERCENT DOLLARS	CONTRACT OCCURRENCES
1	MMB186M	19	LABOR CREW	HOUR	144,979	\$75,874	\$523.34	9.96	17
2	154003P	19	MOBILIZATION	LS	55	\$50,724	922253.2	6.66	55
3	109006M	19	FORCE ACCOUNT	DOLL	26,412,505	\$26,413	\$1.00	3.47	33
4	MMG095M	19	ADJUSTMENT FACTOR	PCT	25,665,000	\$20,927	\$0.82	2.75	4
5	404006M	19	STONE MATRIX ASPHALT 12.5 MM SURFACE COU	T	137,667	\$18,223	\$132.37	2.39	13
6	401054M	19	HOT MIX ASPHALT 12.5 M 64 SURFACE COURSE	T	140,861	\$15,291	\$108.56	2.01	26
7	554009P	19	NEAR-WHITE BLAST CLEANING AND PAINTING	LS	1	\$14,921	14920500	1.96	1
8	401009P	19	HMA MILLING, 3" OR LESS	SY	4,502,502	\$14,140	\$3.14	1.86	34
9	506003P	19	STRUCTURAL STEEL	LS	5	\$12,392	2478400	1.63	5
10	401061M	19	HMA 12.5 M E SURFACE COURSE	T	97,756	\$12,133	\$124.12	1.59	14
11	401099M	19	HOT MIX ASPHALT 25 M 64 BASE COURSE	T	96,048	\$11,609	\$120.86	1.52	23
12	607018P	19	9" X 16" CONCRETE VERTICAL CURB	LF	212,554	\$11,548	\$54.33	1.52	38
13	651064P	19	12" DUCTILE IRON WATER PIPE, CLASS 54	LF	28,605	\$11,511	\$402.43	1.51	4
14	609003M	19	BEAM GUIDE RAIL	LF	220,801	\$10,881	\$49.28	1.43	28
15	406005M	19	HIGH PERFORMANCE THIN OVERLAY	T	64,857	\$9,888	\$152.46	1.30	5
16	610003M	19	TRAFFIC STRIPES, 4"	LF	20,286,024	\$9,408	\$0.46	1.24	48
17	401042M	19	HOT MIX ASPHALT 9.5 M 64 SURFACE COURSE	T	85,920	\$9,387	\$109.26	1.23	10
18	202009P	19	EXCAVATION, UNCLASSIFIED	CY	136,293	\$7,852	\$57.61	1.03	31
19	601664M	19	VIDEO INSPECTION OF PIPE	LF	1,262,958	\$7,650	\$6.06	1.00	5
20	401049M	19	HOT MIX ASPHALT 9.5 ME SURFACE COURSE	T	57,460	\$6,760	\$117.65	0.89	9
21	610017M	19	TRAFFIC MARKING LINES, 24"	LF	632,397	\$5,778	\$9.14	0.76	35
22	511006P	19	STEEL SHEET PILING	SF	15,005	\$5,777	\$385.00	0.76	1
23	602216M	19	CLEANING DRAINAGE STRUCTURE	U	13,776	\$5,711	\$414.57	0.75	24
24	201006P	19	CLEARING SITE, BRIDGE (___)	LS	12	\$5,613	467777.1	0.74	12
25	MMG083M	19	SSPC, BLAST/PRIME	LS	4	\$5,546	1386568	0.73	4
26	406010M	19	ULTRA-HPTO	T	25,713	\$5,451	\$212.00	0.72	1
27	606012P	19	CONCRETE SIDEWALK, 4" THICK	SY	56,807	\$5,154	\$90.74	0.68	28
28	201003P	19	CLEARING SITE	LS	47	\$5,033	107076.3	0.66	47
29	MMB172M	19	LANE CLOSURES	HOUR	113,384	\$4,957	\$43.71	0.65	19
30	601122P	19	15" REINFORCED CONCRETE PIPE	LF	49,331	\$4,710	\$95.48	0.62	12
31	704002M	19	ITS CONDUIT, TYPE A	LF	63,966	\$4,707	\$73.59	0.62	7
32	421011M	19	SLURRY SEAL EMULSION	GAL	428,676	\$4,674	\$10.90	0.61	7
33	159021P	19	CONSTRUCTION BARRIER CURB	LF	66,974	\$4,655	\$69.51	0.61	20
34	401073M	19	HMA 9.5 M E INTERMEDIATE COURSE	T	36,167	\$4,495	\$124.27	0.59	2
35	701021P	19	3" RIGID METALLIC CONDUIT	LF	56,068	\$4,454	\$79.44	0.58	22
36	157004M	19	CONSTRUCTION LAYOUT	DOLL	47	\$4,416	93947.00	0.58	47
37	202041M	19	DREDGE, TRANS AND PLACE TO CDF	CY	850,000	\$4,165	\$4.90	0.55	1
38	655031P	19	ELECTRICAL UTILITY RELOCATION, JCP&L	LS	3	\$4,130	1376667	0.54	3
39	653033P	19	24" GAS MAIN	LF	11,390	\$3,987	\$350.00	0.52	1
40	453013M	19	FULL DEPTH CONCRETE PAVEMENT REPAIR, PRE	SY	2,373	\$3,701	\$1559.54	0.49	2
41	654035P	19	TELECOMMUNICATION RELOCATION	LF	2,435	\$3,689	\$1514.92	0.48	1
42	501012P	19	PERMANENT COFFERDAM	LS	1	\$3,635	3634500	0.48	1
43	202021P	19	REMOVAL OF PAVEMENT	SY	156,205	\$3,369	\$21.57	0.44	19
44	401079M	19	HMA 12.5 M E INTERMEDIATE COURSE	T	30,877	\$3,267	\$105.79	0.43	6
45	602012M	19	INLET, TYPE B	U	606	\$3,117	\$5143.42	0.41	12
46	151006M	19	PERFORMANCE BOND AND PAYMENT BOND	DOLL	162,079	\$3,070	\$18.94	0.40	87

TOP STANDARD ITEMS BETWEEN October 7, 2021 AND August 4, 2022
RANKED BY TOTAL AWARDED DOLLARS
94 CONTRACTS - AWARDED TOTAL: \$761,683,392

OVERALL RANK	ITEM NUMBER	SPEC YEAR	ITEM DESCRIPTION	UNITS	QUANTITY	DOLLARS (IN 000S)	AVERAGE PRICE	PERCENT DOLLARS	CONTRACT OCCURRENCES
47	MMG057M	19	WORKER, TYPE "B"	HOUR	16,450	\$2,915	\$177.18	0.38	15
48	407010M	19	BINDER RICH INTERMEDIATE COURSE, 4.75MM	T	8,850	\$2,888	\$326.38	0.38	2
49	159108M	19	TRAFFIC CONTROL TRUCK WITH MOUNTED CRASH	U	267	\$2,854	10690.65	0.37	56
50	610006M	19	TRAFFIC STRIPES, 6"	LF	4,338,800	\$2,679	\$0.62	0.35	13
51	MMG084M	19	SSPC, STRIPE/INTERMEDIATE	LS	4	\$2,636	658985.0	0.35	4
52	610027M	19	REMOVAL AND REPLACEMENT OF RPM LENS	U	154,200	\$2,612	\$16.94	0.34	3
53	160007M	19	ASPHALT PRICE ADJUSTMENT	DOLL	889,331	\$2,579	\$2.90	0.34	41
54	MMB022M	19	REPAIR CATEGORY "A", MOVABLE	HOUR	9,504	\$2,563	\$269.69	0.34	1
55	159141M	19	TRAFFIC DIRECTOR, FLAGGER	HOUR	54,710	\$2,534	\$46.31	0.33	49
56	610036M	19	REMOVAL OF TRAFFIC STRIPES	LF	4,228,035	\$2,399	\$0.57	0.31	37
57	610060M	19	TRAFFIC MARKINGS SYMBOLS	SF	252,754	\$2,350	\$9.30	0.31	27
58	MMG011M	19	Adjustment Factor - Normal Working Hours	PCT	2,586,207	\$2,328	\$0.90	0.31	1
59	MMR077M	19	MOBILIZATION OF MILL & HMA PAVING EQUIP.	U	150	\$2,250	15000.00	0.30	6
60	602013M	19	INLET, TYPE DOUBLE B	U	254	\$2,236	\$8802.76	0.29	6
61	159300M	19	TRAFFIC STRIPES, LATEX, 4"	LF	8,152,318	\$2,189	\$0.27	0.29	35
62	401027M	19	POLYMERIZED JOINT ADHESIVE	LF	4,976,125	\$2,178	\$0.44	0.29	35
63	507024P	19	CONCRETE BRIDGE DECK, HPC	CY	1,451	\$2,168	\$1493.87	0.28	5
64	555003M	19	SUBSTRUCTURE CONCRETE REPAIR	SF	10,503	\$2,128	\$202.65	0.28	9
65	201039P	19	TEMPORARY SHIELDING	LS	9	\$2,111	234532.7	0.28	9
66	MMG025M	19	OVERTIME DIFFERENTIAL (OD)	DOLL	2,105,000	\$2,105	\$1.00	0.28	19
67	505057P	19	PRECAST CONCRETE CULVERT	LF	149	\$2,072	13907.72	0.27	2
68	155033M	19	FIELD OFFICE TYPE E MAINTENANCE	MO	560	\$2,013	\$3595.43	0.26	25
69	607012P	19	24" X 41" CONCRETE BARRIER CURB	LF	12,276	\$1,969	\$160.40	0.26	6
70	MMB026M	19	WELDING CREW	HOUR	7,392	\$1,945	\$263.14	0.26	1
71	651270M	19	GATE VALVES AND BOXES	U	286	\$1,941	\$6786.11	0.25	1
72	501009P	19	TEMPORARY COFFERDAM	LS	2	\$1,927	963665.2	0.25	2
73	607115P	19	VAR WIDTH X VAR HT F SHAPE CONC BAR CURB	LF	4,072	\$1,893	\$465.00	0.25	1
74	607021P	19	9" X 18" CONCRETE VERTICAL CURB	LF	28,905	\$1,891	\$65.40	0.25	15
75	502016M	19	MICROPILE	LF	10,665	\$1,877	\$176.00	0.25	1
76	504006P	19	REINFORCEMENT STEEL, EPOXY-COATED	LB	764,197	\$1,877	\$2.46	0.25	11
77	MMG085M	19	SSPC, FINISH	LS	4	\$1,849	462374.8	0.24	4
78	401017P	19	MICRO-MILLING	SY	690,915	\$1,848	\$2.67	0.24	8
79	513006P	19	RETAINING WALL, CAST-IN-PLACE, LOCATION	SF	8,205	\$1,805	\$220.00	0.24	1
80	651246M	19	FIRE HYDRANT	U	90	\$1,778	19755.00	0.23	6
81	MMB181M	19	REPAIR CATEGORY "A"	HOUR	4,360	\$1,772	\$406.40	0.23	4
82	606042P	19	HOT MIX ASPHALT DRIVEWAY, VARIABLE THICK	SY	21,693	\$1,765	\$81.36	0.23	12
83	602226M	19	JUNCTION CHAMBER	U	75	\$1,765	23533.33	0.23	2
84	504018P	19	CONCRETE WING WALL	CY	968	\$1,765	\$1822.83	0.23	7
85	421010M	19	SLURRY SEAL AGGREGATE, TYPE II	T	14,477	\$1,745	\$120.56	0.23	7
86	601124P	19	18" REINFORCED CONCRETE PIPE	LF	16,970	\$1,729	\$101.86	0.23	9
87	551006M	19	CONCRETE DECK REPAIR, TYPE B	SF	20,298	\$1,705	\$83.98	0.22	6
88	154003P	07	MOBILIZATION	LS	2	\$1,704	851909.0	0.22	2
89	MMB185M	19	DIVING CREW	HOUR	4,800	\$1,679	\$349.69	0.22	3
90	MMB086M	19	DECK CORROSION INHIBITOR	SY	300,561	\$1,660	\$5.52	0.22	2
91	401021M	19	HOT MIX ASPHALT PAVEMENT REPAIR	SY	47,168	\$1,652	\$35.03	0.22	31
92	504036P	19	EPOXY WATERPROOFING	SY	31,399	\$1,641	\$52.26	0.22	14

TOP STANDARD ITEMS BETWEEN October 7, 2021 AND August 4, 2022
 RANKED BY TOTAL AWARDED DOLLARS
 94 CONTRACTS - AWARDED TOTAL: \$761,683,392

OVERALL RANK	ITEM NUMBER	SPEC YEAR	ITEM DESCRIPTION	UNITS	QUANTITY	DOLLARS (IN 000S)	AVERAGE PRICE	PERCENT DOLLARS	CONTRACT OCCURRENCES
93	608004P	19	NONVEGETATIVE SURFACE, POROUS HMA	SY	33,795	\$1,639	\$48.50	0.22	15
94	302042P	19	DENSE-GRADED AGGREGATE BASE COURSE, 8" T	SY	83,730	\$1,533	\$18.31	0.20	11
95	606039P	19	HOT MIX ASPHALT DRIVEWAY, 6" THICK	SY	22,742	\$1,526	\$67.10	0.20	13
96	MMD064M	19	CLEANING EXISTING PIPE	LF	1,260,000	\$1,496	\$1.19	0.20	3
97	161003P	19	FINAL CLEANUP	LS	45	\$1,472	32722.14	0.19	45
98	504015P	19	CONCRETE FOOTING	CY	1,845	\$1,445	\$783.14	0.19	8
99	MMB203M	19	METHACRYLATE FLOOD COAT	SY	30,000	\$1,440	\$48.00	0.19	1
100	MMG054M	19	WORKER, TYPE "A"	HOURL	18,950	\$1,434	\$75.69	0.19	16
						=====	=====		
						\$582,744	76.51		

HISTORICAL BID PRICE LISTING
 BY REGION

REGION: C

PAY ITEM	CALENDAR QUARTER	CONTRACT NUMBER	COUNTY LOCATION	PROJECT DESCRIPTION	BID QUANTITY	AWARD PRICE	SECOND BIDDER	THIRD BIDDER	ESTIMATE
DISPUTE RESOLUTION BOARD, REG MEETING, F / DOLL									
107010M	2022Q2	22120	MIDDLESEX	NHP-0018 (309)	1	\$76,800	\$76,800	\$76,800	\$76,800
DISPUTE RESOLUTION BOARD, REG MEETING, H / DOLL									
107011M	2022Q2	22120	MIDDLESEX	NHP-0018 (309)	1	\$19,200	\$19,200	\$19,200	\$19,200
DISPUTE RESOLUTION BOARD, CONFERENCE, F / DOLL									
107012M	2022Q2	22120	MIDDLESEX	NHP-0018 (309)	1	\$45,440	\$45,440	\$45,440	\$45,440
DISPUTE RESOLUTION BOARD, CONFERENCE, H / DOLL									
107013M	2022Q2	22120	MIDDLESEX	NHP-0018 (309)	1	\$11,360	\$11,360	\$11,360	\$11,360

HISTORICAL BID PRICE LISTING
 BY REGION

REGION: C

PAY ITEM	CALENDAR QUARTER	CONTRACT NUMBER	COUNTY LOCATION	PROJECT DESCRIPTION	BID QUANTITY	AWARD PRICE	SECOND BIDDER	THIRD BIDDER	ESTIMATE
-----	-----	-----	-----	-----	-----	-----	-----	-----	-----
FORCE ACCOUNT / DOLL									
109006M	2021Q4	22403	MERCER	STATE	100,000	\$1.00	\$1.00	\$1.00	\$1.00
		22419	MONMOUTH	N/A	200,000	\$1.00	\$1.00	\$1.00	\$1.00
		22432	MONMOUTH	100% State	750,000	\$1.00	\$1.00	\$1.00	\$1.00
		22416	HUNTERDON	N/A	1,250,000	\$1.00	\$1.00	\$1.00	\$1.00
		22435	HUNTERDON	N/A	1,600,000	\$1.00	\$1.00		\$1.00
		22413	HUNTERDON	N/A	2,000,000	\$1.00	\$1.00	\$1.00	\$1.00
	2022Q1	22428	MERCER	100% STATE	40,825	\$1.00	\$1.00		\$1.00
		22430	MERCER	100% STATE	50,000	\$1.00	\$1.00		\$1.00
		22404	MIDDLESEX	STATE	100,000	\$1.00	\$1.00	\$1.00	\$1.00
	2022Q2	22464	MONMOUTH	N/A	220,000	\$1.00	\$1.00		\$1.00

HISTORICAL BID PRICE LISTING
BY REGION

REGION: C

PAY ITEM	CALENDAR QUARTER	CONTRACT NUMBER	COUNTY LOCATION	PROJECT DESCRIPTION	BID QUANTITY	AWARD PRICE	SECOND BIDDER	THIRD BIDDER	ESTIMATE
PERFORMANCE BOND AND PAYMENT BOND / DOLL									
151006M	2021Q4	21454	MONMOUTH	STBGP-FLEX-D00S (502)	1	\$30,000	\$40,000		\$47,100
		22403	MERCER	STATE	1	\$36,275	\$15,000	\$86,500	\$50,400
		22413	HUNTERDON	N/A	1	\$0	\$1	\$88,780	\$12,000
		22416	HUNTERDON	N/A	1	\$82,300	\$15,000	\$300	\$25,000
		22419	MONMOUTH	N/A	1	\$1	\$0	\$24,000	\$10,000
		22432	MONMOUTH	100% State	1	\$0	\$57,000	\$1	\$11,000
		22435	HUNTERDON	N/A	1	\$0.01	\$1.00		\$12,000
		20466	MONMOUTH	NHP-D00S (456)	15,000	\$1.00	\$1.00	\$1.00	\$1.00
		20459	MERCER	NHP-D00S (454)	25,000	\$1.00	\$1.00	\$1.00	\$1.00
	2022Q1	22106	HUNTERDON	NHP-0179 (327)	1	\$12,600			\$25,000
		22404	MIDDLESEX	STATE	1	\$39,875	\$50,000	\$30,000	\$44,600
		22405	MONMOUTH	STATE	1	\$49,300	\$58,500	\$20,000	\$91,500
		22428	MERCER	100% STATE	1	\$13,200	\$20,000		\$12,000
		22430	MERCER	100% STATE	1	\$15,750	\$5,000		\$6,000
	2022Q2	22104	MERCER	NHP-0029 (328)	1	\$12,355			\$25,000
		22107	OCEAN	NHP-0009 (328)	1	\$150,000	\$400,000	\$370,000	\$275,000
		22108	MERCER	NHP-0029 (327)	1	\$30,575	\$12,000	\$25,000	\$25,000
		22112	MERCER	NHP-0029 (329)	1	\$180,000	\$150,000	\$140,000	\$200,000
		22113	SOMERSET	NHP-0022 (351)	1	\$47,500	\$27,000	\$27,755	\$45,000
		22116	MERCER	CRRSAA-FLEX-0027 (304)	1	\$2,200	\$9,900	\$10,700	\$8,000
		22118	MIDDLESEX	NHP- 0018 (308)	1	\$10,930	\$23,000	\$13,000	\$25,000
		22119	SOMERSET	NHP-0078 (332)	1	\$30,000	\$55,000	\$70,000	\$55,000
		22120	MIDDLESEX	NHP-0018 (309)	1	\$300,000	\$480,000	\$750,000	\$500,000
		22121	MONMOUTH	NHP-1015 (350)	1	\$23,000	\$50,000	\$41,000	\$30,000
		22131	OCEAN	STBGP-D00S (595)	1	\$41,000	\$25,000		\$25,000
		22462	MONMOUTH	STATE	1	\$7,250	\$5,000		\$8,000
		22464	MONMOUTH	N/A	1	\$31,954	\$12,000		\$33,000

HISTORICAL BID PRICE LISTING
BY REGION

REGION: C

PAY ITEM	CALENDAR QUARTER	CONTRACT NUMBER	COUNTY LOCATION	PROJECT DESCRIPTION	BID QUANTITY	AWARD PRICE	SECOND BIDDER	THIRD BIDDER	ESTIMATE
RAILROAD PROTECTIVE LIABILITY INSURANCE / DOLL									
152012P	2021Q4	22403	MERCER	STATE	1	\$2,518	\$1,500	\$1,200	\$10,000
	2022Q1	22404	MIDDLESEX	STATE	1	\$2,518	\$3,300	\$1,500	\$10,000
		22405	MONMOUTH	STATE	1	\$2,518	\$1,200	\$1,500	\$10,000
	2022Q2	22107	OCEAN	NHP-0009 (328)	1	\$2,500	\$5,000	\$4,000	\$274,000
		22113	SOMERSET	NHP-0022 (351)	1	\$900	\$2,518	\$2,856	\$40,800
POLLUTION LIABILITY INSURANCE / DOLL									
152015P	2021Q4	21454	MONMOUTH	STBGP-FLEX-D00S (502)	1	\$15,000	\$15,000		\$25,000
		22403	MERCER	STATE	1	\$10,070	\$1	\$12,400	\$5,000
		22413	HUNTERDON	N/A	1	\$0.01	\$1.00	\$1.00	\$7,500
		22416	HUNTERDON	N/A	1	\$1	\$10,000	\$1	\$7,500
		22419	MONMOUTH	N/A	1	\$1	\$0	\$1,000	\$3,500
		22432	MONMOUTH	100% State	1	\$0.01	\$1.00	\$1.00	\$5,000
		22435	HUNTERDON	N/A	1	\$0.01	\$1.00		\$5,000
		20459	MERCER	NHP-D00S (454)	10,000	\$1.00	\$1.00	\$1.00	\$1.00
		20466	MONMOUTH	NHP-D00S (456)	10,000	\$1.00	\$1.00	\$1.00	\$1.00
	2022Q1	22106	HUNTERDON	NHP-0179 (327)	1	\$15,000			\$16,000
		22404	MIDDLESEX	STATE	1	\$10,070	\$3,300	\$2	\$5,000
		22405	MONMOUTH	STATE	1	\$12,588	\$11,700	\$0	\$5,000
	2022Q2	22104	MERCER	NHP-0029 (328)	1	\$2,500			\$16,000
		22107	OCEAN	NHP-0009 (328)	1	\$0	\$1	\$45,000	\$20,000
		22108	MERCER	NHP-0029 (327)	1	\$12,575	\$100	\$10,000	\$2,500
		22112	MERCER	NHP-0029 (329)	1	\$48,776	\$1	\$10,000	\$14,000
		22113	SOMERSET	NHP-0022 (351)	1	\$2,700	\$10,070	\$13,000	\$750.00
		22116	MERCER	CRRSAA-FLEX-0027 (304)	1	\$1	\$8,300	\$4,265	\$1,250
		22118	MIDDLESEX	NHP- 0018 (308)	1	\$9,000	\$2,500	\$7,552	\$2,500
		22119	SOMERSET	NHP-0078 (332)	1	\$10,000	\$12,000	\$21,000	\$10,000
		22120	MIDDLESEX	NHP-0018 (309)	1	\$1	\$27,000	\$50,000	\$40,000
		22121	MONMOUTH	NHP-1015 (350)	1	\$0	\$15,000	\$9,500	\$10,000
		22131	OCEAN	STBGP-D00S (595)	1	\$9,500	\$1		\$425.00
		22462	MONMOUTH	STATE	1	\$1	\$2,295		\$1,000
		22464	MONMOUTH	N/A	1	\$12,575	\$1		\$10,000

HISTORICAL BID PRICE LISTING
 BY REGION

REGION: C

PAY ITEM	CALENDAR QUARTER	CONTRACT NUMBER	COUNTY LOCATION	PROJECT DESCRIPTION	BID QUANTITY	AWARD PRICE	SECOND BIDDER	THIRD BIDDER	ESTIMATE

PROGRESS SCHEDULE / LS									
153003P	2022Q1	22106	HUNTERDON	NHP-0179 (327)	1	\$35,000			\$8,000
	2022Q2	22104	MERCER	NHP-0029 (328)	1	\$38,000			\$6,500
		22107	OCEAN	NHP-0009 (328)	1	\$15,000	\$15,000	\$115,000	\$60,000
		22108	MERCER	NHP-0029 (327)	1	\$7,500	\$2,750	\$10,000	\$8,000
		22112	MERCER	NHP-0029 (329)	1	\$65,000	\$5,000	\$10,000	\$70,000
		22113	SOMERSET	NHP-0022 (351)	1	\$3,250	\$5,250	\$11,500	\$10,000
		22116	MERCER	CRRSAA-FLEX-0027 (304)	1	\$650	\$2,000	\$6,500	\$5,000
		22118	MIDDLESEX	NHP- 0018 (308)	1	\$8,725	\$2,500	\$4,200	\$8,000
		22119	SOMERSET	NHP-0078 (332)	1	\$9,000	\$4,000	\$6,000	\$25,000
		22120	MIDDLESEX	NHP-0018 (309)	1	\$12,500	\$25,000	\$125,000	\$100,000
		22121	MONMOUTH	NHP-1015 (350)	1	\$4,500	\$8,000	\$4,000	\$15,000
		22131	OCEAN	STBGP-D00S (595)	1	\$2,500	\$2,500		\$8,000

 PROGRESS SCHEDULE UPDATE / U

153005M	2022Q1	22106	HUNTERDON	NHP-0179 (327)	3	\$8,000			\$547.00
	2022Q2	22108	MERCER	NHP-0029 (327)	5	\$1,850	\$275	\$100	\$424.00
		22116	MERCER	CRRSAA-FLEX-0027 (304)	5	\$200.00	\$500.00	\$495.00	\$264.00
		22118	MIDDLESEX	NHP- 0018 (308)	6	\$725.00	\$500.00	\$525.00	\$600.00
		22104	MERCER	NHP-0029 (328)	7	\$6,500			\$553.00
		22113	SOMERSET	NHP-0022 (351)	8	\$450.00	\$525.00	\$775.00	\$1,200
		22121	MONMOUTH	NHP-1015 (350)	9	\$680.00	\$800.00	\$500.00	\$700.00
		22119	SOMERSET	NHP-0078 (332)	11	\$750.00	\$500.00	\$750.00	\$500.00
		22131	OCEAN	STBGP-D00S (595)	13	\$500.00	\$500.00		\$1,200
		22107	OCEAN	NHP-0009 (328)	20	\$200	\$1,000	\$850	\$480.00
		22120	MIDDLESEX	NHP-0018 (309)	25	\$700.00	\$700.00	\$848.00	\$460.00
		22112	MERCER	NHP-0029 (329)	39	\$600.00	\$1.00	\$500.00	\$600.00

 BAR CHART PROGRESS SCHEDULE AND UPDATES / LS

153009P	2021Q4	22403	MERCER	STATE	1	\$2,500	\$500	\$1,500	\$5,000
	2022Q1	22404	MIDDLESEX	STATE	1	\$2,500	\$1,100	\$5,000	\$5,000
		22405	MONMOUTH	STATE	1	\$2,500	\$10,000	\$500	\$5,000

HISTORICAL BID PRICE LISTING
 BY REGION

REGION: C

PAY ITEM	CALENDAR QUARTER	CONTRACT NUMBER	COUNTY LOCATION	PROJECT DESCRIPTION	BID QUANTITY	AWARD PRICE	SECOND BIDDER	THIRD BIDDER	ESTIMATE
TRAINees / HOUR									
153011M	2021Q4	20459	MERCER	NHP-D00S (454)	1,000	\$1.00	\$1.00	\$1.00	\$1.00
		21454	MONMOUTH	STBGP-FLEX-D00S (502)	1,500	\$0.80	\$0.80		\$0.80
	2022Q2	22118	MIDDLESEX	NHP- 0018 (308)	300	\$5.00	\$1.00	\$1.00	\$1.00
		22131	OCEAN	STBGP-D00S (595)	750	\$0.01	\$1.00		\$1.00
		22121	MONMOUTH	NHP-1015 (350)	1,920	\$0.01	\$0.01	\$1.00	\$1.00
		22113	SOMERSET	NHP-0022 (351)	2,550	\$1.00	\$1.00	\$4.00	\$1.00
		22119	SOMERSET	NHP-0078 (332)	2,820	\$0.01	\$1.00	\$0.01	\$1.00
		22112	MERCER	NHP-0029 (329)	8,270	\$0.01	\$1.00	\$0.01	\$1.00
		22107	OCEAN	NHP-0009 (328)	11,520	\$0.01	\$1.00	\$0.01	\$1.00
		22120	MIDDLESEX	NHP-0018 (309)	18,660	\$0.01	\$0.01	\$0.05	\$1.00

HISTORICAL BID PRICE LISTING
 BY REGION

REGION: C

PAY ITEM	CALENDAR QUARTER	CONTRACT NUMBER	COUNTY LOCATION	PROJECT DESCRIPTION	BID QUANTITY	AWARD PRICE	SECOND BIDDER	THIRD BIDDER	ESTIMATE
MOBILIZATION / LS									
154003P	2021Q4	20459	MERCER	NHP-D00S (454)	1	\$100,000	\$844,000	\$900,000	\$800,000
		20466	MONMOUTH	NHP-D00S (456)	1	\$149,000	\$310,000	\$310,000	\$105,000
		22403	MERCER	STATE	1	\$502,868	\$976,858	\$930,000	\$497,905
	2022Q1	22106	HUNTERDON	NHP-0179 (327)	1	\$197,500			\$280,000
		22404	MIDDLESEX	STATE	1	\$575,000	\$960,000	\$930,600	\$440,380
		22405	MONMOUTH	STATE	1	\$557,178	\$1,025,000	\$1,241,583	\$903,326
		22428	MERCER	100% STATE	1	\$110,000	\$39,337		\$42,000
		22430	MERCER	100% STATE	1	\$149,750	\$85,251		\$25,000
	2022Q2	22104	MERCER	NHP-0029 (328)	1	\$195,000			\$235,000
		22107	OCEAN	NHP-0009 (328)	1	\$4,725,000	\$5,200,000	\$5,900,000	\$8,000,000
		22108	MERCER	NHP-0029 (327)	1	\$325,000	\$493,000	\$450,000	\$370,000
		22112	MERCER	NHP-0029 (329)	1	\$2,800,000	\$2,877,000	\$3,000,000	\$4,700,000
		22113	SOMERSET	NHP-0022 (351)	1	\$650,000	\$339,000	\$542,600	\$850,000
		22116	MERCER	CRRSAA-FLEX-0027 (304)	1	\$76,000	\$122,000	\$383,500	\$70,000
		22118	MIDDLESEX	NHP- 0018 (308)	1	\$269,302	\$200,000	\$250,000	\$265,000
		22119	SOMERSET	NHP-0078 (332)	1	\$610,000	\$530,000	\$870,000	\$520,000
		22120	MIDDLESEX	NHP-0018 (309)	1	\$8,612,479	\$8,700,000	\$10000000	\$11000000
		22121	MONMOUTH	NHP-1015 (350)	1	\$425,000	\$400,000	\$250,000	\$396,000
		22131	OCEAN	STBGP-D00S (595)	1	\$295,000	\$529,738		\$420,000

HISTORICAL BID PRICE LISTING
BY REGION

REGION: C

PAY ITEM	CALENDAR QUARTER	CONTRACT NUMBER	COUNTY LOCATION	PROJECT DESCRIPTION	BID QUANTITY	AWARD PRICE	SECOND BIDDER	THIRD BIDDER	ESTIMATE

FIELD OFFICE TYPE B SET UP / U									
155006M	2021Q4	21454	MONMOUTH	STBGP-FLEX-D00S (502)	1	\$10,000	\$35,000		\$20,000
		22403	MERCER	STATE	1	\$25,000	\$40,000	\$14,500	\$20,000
	2022Q1	22404	MIDDLESEX	STATE	1	\$100	\$24,000	\$30,000	\$20,000
		22405	MONMOUTH	STATE	1	\$25,000	\$15,500	\$32,000	\$20,000

FIELD OFFICE TYPE D SET UP / U									
155012M	2022Q1	22106	HUNTERDON	NHP-0179 (327)	1	\$45,000			\$40,000
	2022Q2	22104	MERCER	NHP-0029 (328)	1	\$45,000			\$53,230
		22121	MONMOUTH	NHP-1015 (350)	1	\$30,000	\$50,000	\$25,000	\$40,000

FIELD OFFICE TYPE E SET UP / U									
155015M	2021Q4	20459	MERCER	NHP-D00S (454)	1	\$30,000	\$75,000	\$25,000	\$50,000
		20466	MONMOUTH	NHP-D00S (456)	1	\$30,250	\$113,000	\$30,000	\$50,000
	2022Q2	22108	MERCER	NHP-0029 (327)	1	\$25,000	\$35,000	\$50,000	\$37,630
		22113	SOMERSET	NHP-0022 (351)	1	\$11,000	\$35,000	\$45,200	\$50,000
		22116	MERCER	CRRSAA-FLEX-0027 (304)	1	\$29,000	\$30,000	\$50,000	\$37,630
		22118	MIDDLESEX	NHP- 0018 (308)	1	\$38,600	\$15,000	\$35,000	\$37,630
		22119	SOMERSET	NHP-0078 (332)	1	\$30,000	\$35,000	\$40,000	\$28,000
		22131	OCEAN	STBGP-D00S (595)	1	\$30,000	\$50,000		\$55,000

FIELD OFFICE TYPE F SET UP / U									
155018M	2022Q2	22107	OCEAN	NHP-0009 (328)	1	\$75,000	\$2,500	\$322,458	\$62,000
		22112	MERCER	NHP-0029 (329)	1	\$171,500	\$60,000	\$60,000	\$60,000
		22120	MIDDLESEX	NHP-0018 (309)	1	\$75,000	\$100,000	\$781,150	\$64,000

FIELD OFFICE TYPE B MAINTENANCE / MO									
155024M	2021Q4	21454	MONMOUTH	STBGP-FLEX-D00S (502)	12	\$2,000	\$10,000		\$3,000

HISTORICAL BID PRICE LISTING
 BY REGION

REGION: C

PAY ITEM	CALENDAR QUARTER	CONTRACT NUMBER	COUNTY LOCATION	PROJECT DESCRIPTION	BID QUANTITY	AWARD PRICE	SECOND BIDDER	THIRD BIDDER	ESTIMATE

FIELD OFFICE TYPE B MAINTENANCE / MO									
155024M	(cont)	22403	MERCER	STATE	12	\$3,500	\$3,500	\$4,900	\$2,500
	2022Q1	22404	MIDDLESEX	STATE	12	\$100	\$4,100	\$4,000	\$2,500
		22405	MONMOUTH	STATE	15	\$2,500	\$4,500	\$3,400	\$2,500

FIELD OFFICE TYPE D MAINTENANCE / MO									
155030M	2022Q1	22106	HUNTERDON	NHP-0179 (327)	8	\$6,000			\$3,500
	2022Q2	22104	MERCER	NHP-0029 (328)	17	\$6,500			\$5,000
		22121	MONMOUTH	NHP-1015 (350)	17	\$3,000	\$5,000	\$3,000	\$4,000

FIELD OFFICE TYPE E MAINTENANCE / MO									
155033M	2021Q4	20459	MERCER	NHP-D00S (454)	15	\$3,000	\$4,500	\$6,000	\$4,000
		20466	MONMOUTH	NHP-D00S (456)	15	\$4,510	\$3,000	\$3,500	\$4,000
	2022Q2	22108	MERCER	NHP-0029 (327)	12	\$6,000	\$4,250	\$3,500	\$3,810
		22116	MERCER	CRRSAA-FLEX-0027 (304)	12	\$2,500	\$4,000	\$5,000	\$4,000
		22113	SOMERSET	NHP-0022 (351)	15	\$4,800	\$3,500	\$5,530	\$3,560
		22118	MIDDLESEX	NHP- 0018 (308)	15	\$5,520	\$5,000	\$3,500	\$3,810
		22131	OCEAN	STBGP-D00S (595)	25	\$3,500	\$5,000		\$3,500
		22119	SOMERSET	NHP-0078 (332)	27	\$3,500	\$3,500	\$3,500	\$3,500

FIELD OFFICE TYPE F MAINTENANCE / MO									
155036M	2022Q2	22112	MERCER	NHP-0029 (329)	42	\$150	\$3,000	\$3,000	\$3,000
		22107	OCEAN	NHP-0009 (328)	44	\$4,000	\$5,500	\$500	\$4,360
		22120	MIDDLESEX	NHP-0018 (309)	60	\$4,500	\$6,000	\$1,000	\$3,255

HISTORICAL BID PRICE LISTING
 BY REGION

REGION: C

PAY ITEM	CALENDAR QUARTER	CONTRACT NUMBER	COUNTY LOCATION	PROJECT DESCRIPTION	BID QUANTITY	AWARD PRICE	SECOND BIDDER	THIRD BIDDER	ESTIMATE

MATERIALS FIELD LABORATORY SET-UP / U									
156003M	2022Q2	22107	OCEAN	NHP-0009 (328)	1	\$20,000	\$60,000	\$7,500	\$1,450
		22120	MIDDLESEX	NHP-0018 (309)	1	\$25,000	\$30,000	\$10,000	\$16,045
		22121	MONMOUTH	NHP-1015 (350)	1	\$12,500	\$15,000	\$35,000	\$15,000

MATERIALS FIELD LABORATORY MAINTENANCE / MO									
156006M	2022Q2	22121	MONMOUTH	NHP-1015 (350)	15	\$1,500	\$1,000	\$3,500	\$1,250
		22107	OCEAN	NHP-0009 (328)	39	\$1,000	\$5,000	\$100	\$1,025
		22120	MIDDLESEX	NHP-0018 (309)	60	\$2,400	\$3,500	\$10	\$1,470

CURING FACILITY SET-UP / U									
156009M	2022Q2	22107	OCEAN	NHP-0009 (328)	1	\$5,000	\$8,500	\$1,500	\$5,374
		22120	MIDDLESEX	NHP-0018 (309)	1	\$5,000	\$2,500	\$1,000	\$12,000

CURING FACILITY MAINTENANCE / MO									
156012M	2022Q2	22107	OCEAN	NHP-0009 (328)	40	\$200.00	\$800.00	\$50.00	\$347.00
		22120	MIDDLESEX	NHP-0018 (309)	51	\$300.00	\$500.00	\$100.00	\$1,200

NUCLEAR DENSITY GAUGE / U									
156015M	2022Q2	22107	OCEAN	NHP-0009 (328)	1	\$10,000	\$20,000	\$8,500	\$2,832
		22120	MIDDLESEX	NHP-0018 (309)	1	\$15,000	\$10,000	\$9,000	\$6,500

CONCRETE COMPRESSION TESTING EQUIPMENT / U									
156021M	2022Q2	22120	MIDDLESEX	NHP-0018 (309)	1	\$10,000	\$7,500	\$5,000	\$10,000

HISTORICAL BID PRICE LISTING
 BY REGION

REGION: C

PAY ITEM	CALENDAR QUARTER	CONTRACT NUMBER	COUNTY LOCATION	PROJECT DESCRIPTION	BID QUANTITY	AWARD PRICE	SECOND BIDDER	THIRD BIDDER	ESTIMATE
CONSTRUCTION LAYOUT / DOLL									
157004M	2021Q4	22403	MERCER	STATE	1	\$10,000	\$1,000	\$20,000	\$25,000
	2022Q1	22106	HUNTERDON	NHP-0179 (327)	1	\$35,000			\$70,000
		22404	MIDDLESEX	STATE	1	\$15,000	\$5,000	\$2	\$25,000
		22405	MONMOUTH	STATE	1	\$10,000	\$1,500	\$15,000	\$25,000
		22428	MERCER	100% STATE	1	\$1.00	\$1.00		\$250.00
	2022Q2	22104	MERCER	NHP-0029 (328)	1	\$35,000			\$70,000
		22107	OCEAN	NHP-0009 (328)	1	\$400,000	\$700,000	\$575,000	\$850,000
		22108	MERCER	NHP-0029 (327)	1	\$750	\$37,000	\$100,000	\$70,000
		22112	MERCER	NHP-0029 (329)	1	\$150,000	\$225,000	\$200,000	\$600,000
		22113	SOMERSET	NHP-0022 (351)	1	\$13,250	\$7,500	\$5,000	\$110,000
		22116	MERCER	CRRSAA-FLEX-0027 (304)	1	\$7,500	\$10,000	\$8,930	\$30,000
		22118	MIDDLESEX	NHP- 0018 (308)	1	\$3,000	\$10,000	\$5,000	\$70,000
		22119	SOMERSET	NHP-0078 (332)	1	\$100,000	\$75,000	\$262,000	\$185,000
		22120	MIDDLESEX	NHP-0018 (309)	1	\$1,250,000	\$2,750,000	\$625,000	\$850,000
		22121	MONMOUTH	NHP-1015 (350)	1	\$30,000	\$34,000	\$50,000	\$85,000
		22131	OCEAN	STBGP-D00S (595)	1	\$15,000	\$25,000		\$70,000

MONUMENT / U									
157006M	2022Q2	22107	OCEAN	NHP-0009 (328)	42	\$800	\$18	\$1,000	\$700.00

HISTORICAL BID PRICE LISTING
 BY REGION

REGION: C

PAY ITEM	CALENDAR QUARTER	CONTRACT NUMBER	COUNTY LOCATION	PROJECT DESCRIPTION	BID QUANTITY	AWARD PRICE	SECOND BIDDER	THIRD BIDDER	ESTIMATE
CAUTION FENCE / LF									
158003M	2022Q2	22107	OCEAN	NHP-0009 (328)	127	\$5.00	\$9.00	\$10.00	\$10.00
		22120	MIDDLESEX	NHP-0018 (309)	2,037	\$6.75	\$8.00	\$11.00	\$10.00

SILT FENCE / LF									
158006M	2021Q4	22403	MERCER	STATE	500	\$0.01	\$0.01	\$11.00	\$1.00
	2022Q1	22404	MIDDLESEX	STATE	500	\$0.01	\$1.00	\$0.02	\$1.00
	2022Q2	22121	MONMOUTH	NHP-1015 (350)	830	\$3.00	\$14.00	\$8.00	\$6.00

HEAVY DUTY SILT FENCE, ORANGE / LF									
158009M	2022Q1	22106	HUNTERDON	NHP-0179 (327)	1,415	\$41.33			\$9.00
	2022Q2	22113	SOMERSET	NHP-0022 (351)	200	\$0.01	\$1.00	\$1.00	\$4.00
		22112	MERCER	NHP-0029 (329)	892	\$13.00	\$6.00	\$7.00	\$8.00
		22104	MERCER	NHP-0029 (328)	1,000	\$30.79			\$9.00
		22120	MIDDLESEX	NHP-0018 (309)	2,760	\$8.25	\$6.50	\$15.00	\$6.00
		22107	OCEAN	NHP-0009 (328)	70,586	\$5.00	\$9.00	\$16.00	\$5.00

HEAVY DUTY SILT FENCE, BLACK / LF									
158012M	2022Q2	22118	MIDDLESEX	NHP- 0018 (308)	500	\$1.00	\$0.01	\$1.50	\$9.00
		22112	MERCER	NHP-0029 (329)	1,223	\$13.00	\$6.00	\$7.00	\$6.00
		22131	OCEAN	STBGP-D00S (595)	1,600	\$5.95	\$15.00		\$5.00
		22119	SOMERSET	NHP-0078 (332)	2,675	\$6.75	\$7.00	\$8.00	\$8.00
		22120	MIDDLESEX	NHP-0018 (309)	19,756	\$8.25	\$6.50	\$15.00	\$5.00
		22108	MERCER	NHP-0029 (327)	20,767	\$0.50	\$10.00	\$7.00	\$9.00

HAYBALE / U									
158015M	2022Q2	22121	MONMOUTH	NHP-1015 (350)	8	\$25.00	\$30.00	\$10.00	\$40.00
		22112	MERCER	NHP-0029 (329)	25	\$10.00	\$25.00	\$40.00	\$20.00

HISTORICAL BID PRICE LISTING
 BY REGION

REGION: C

PAY ITEM	CALENDAR QUARTER	CONTRACT NUMBER	COUNTY LOCATION	PROJECT DESCRIPTION	BID QUANTITY	AWARD PRICE	SECOND BIDDER	THIRD BIDDER	ESTIMATE

HAYBALE / U									
158015M	(cont)	22107	OCEAN	NHP-0009 (328)	100	\$5.00	\$50.00	\$10.00	\$38.00

INLET FILTER TYPE 2, 2' X 4' / U									
158030M	2021Q4	22403	MERCER	STATE	189	\$1.00	\$130.00	\$42.00	\$40.00
	2022Q1	22404	MIDDLESEX	STATE	112	\$1.00	\$25.00	\$2.00	\$40.00
		22405	MONMOUTH	STATE	353	\$1.00	\$40.00	\$125.00	\$40.00
	2022Q2	22116	MERCER	CRRSAA-FLEX-0027 (304)	2	\$300.00	\$500.00	\$50.75	\$155.00
		22121	MONMOUTH	NHP-1015 (350)	2	\$175.00	\$150.00	\$100.00	\$140.00
		22119	SOMERSET	NHP-0078 (332)	5	\$275.00	\$100.00	\$411.00	\$225.00
		22108	MERCER	NHP-0029 (327)	20	\$250.00	\$225.00	\$100.00	\$153.00
		22131	OCEAN	STBGP-D00S (595)	37	\$110.00	\$500.00		\$170.00
		22118	MIDDLESEX	NHP- 0018 (308)	90	\$5.00	\$1.00	\$50.00	\$19.00
		22112	MERCER	NHP-0029 (329)	202	\$175.00	\$1.00	\$120.00	\$70.00
		22113	SOMERSET	NHP-0022 (351)	366	\$15.00	\$1.00	\$5.00	\$170.00
		22107	OCEAN	NHP-0009 (328)	379	\$170.00	\$250.00	\$150.00	\$120.00
		22120	MIDDLESEX	NHP-0018 (309)	1,019	\$171.00	\$50.00	\$125.00	\$80.00

INLET FILTER TYPE 2, 4' X 4' / U									
158033M	2021Q4	22403	MERCER	STATE	28	\$1.00	\$175.00	\$85.00	\$60.00
	2022Q1	22404	MIDDLESEX	STATE	16	\$1.00	\$35.00	\$2.00	\$60.00
		22405	MONMOUTH	STATE	31	\$1.00	\$82.00	\$175.00	\$60.00
	2022Q2	22108	MERCER	NHP-0029 (327)	3	\$450.00	\$250.00	\$212.00	\$179.00
		22131	OCEAN	STBGP-D00S (595)	5	\$150.00	\$550.00		\$220.00
		22118	MIDDLESEX	NHP- 0018 (308)	10	\$19.00	\$1.00	\$55.00	\$163.00
		22112	MERCER	NHP-0029 (329)	27	\$200.00	\$1.00	\$180.00	\$80.00
		22113	SOMERSET	NHP-0022 (351)	40	\$15.00	\$1.00	\$10.00	\$320.00
		22107	OCEAN	NHP-0009 (328)	57	\$170.00	\$300.00	\$175.00	\$150.00
		22120	MIDDLESEX	NHP-0018 (309)	59	\$265.00	\$75.00	\$160.00	\$120.00

FLOATING TURBIDITY BARRIER, TYPE 3 / LF									
158048M	2022Q2	22121	MONMOUTH	NHP-1015 (350)	150	\$10.00	\$30.00	\$75.00	\$60.00

HISTORICAL BID PRICE LISTING
BY REGION

REGION: C

PAY ITEM	CALENDAR QUARTER	CONTRACT NUMBER	COUNTY LOCATION	PROJECT DESCRIPTION	BID QUANTITY	AWARD PRICE	SECOND BIDDER	THIRD BIDDER	ESTIMATE

FLOATING TURBIDITY BARRIER, TYPE 3 / LF									
158048M	(cont)	22112	MERCER	NHP-0029 (329)	1,046	\$40.00	\$25.00	\$35.00	\$65.00

SEDIMENT CONTROL BAG / SF									
158054M	2022Q2	22107	OCEAN	NHP-0009 (328)	450	\$0.01	\$5.00	\$1.00	\$6.00
		22112	MERCER	NHP-0029 (329)	1,500	\$1.00	\$1.00	\$11.00	\$1.00

CONSTRUCTION DRIVEWAY / T									
158060M	2022Q2	22112	MERCER	NHP-0029 (329)	143	\$60.00	\$55.00	\$85.00	\$45.00
		22120	MIDDLESEX	NHP-0018 (309)	180	\$70.00	\$100.00	\$45.00	\$29.00
		22107	OCEAN	NHP-0009 (328)	185	\$50.00	\$55.00	\$55.00	\$91.00

CONCRETE WASHOUT SYSTEM / LS									
158063P	2021Q4	22403	MERCER	STATE	1	\$2,500	\$500	\$3,000	\$5,000
	2022Q1	22106	HUNTERDON	NHP-0179 (327)	1	\$1,500			\$2,500
		22404	MIDDLESEX	STATE	1	\$2,500	\$5,000	\$21,000	\$5,000
		22405	MONMOUTH	STATE	1	\$2,500	\$925	\$500	\$5,000
	2022Q2	22107	OCEAN	NHP-0009 (328)	1	\$10,000	\$3,500	\$5,000	\$20,000
		22108	MERCER	NHP-0029 (327)	1	\$750	\$6,000	\$2,000	\$15,000
		22112	MERCER	NHP-0029 (329)	1	\$2,000	\$6,000	\$10,000	\$6,200
		22113	SOMERSET	NHP-0022 (351)	1	\$500	\$1,500	\$500	\$15,000
		22116	MERCER	CRRSAA-FLEX-0027 (304)	1	\$2,500	\$2,500	\$10,000	\$15,000
		22118	MIDDLESEX	NHP- 0018 (308)	1	\$1,500	\$500	\$1,500	\$15,000
		22119	SOMERSET	NHP-0078 (332)	1	\$7,500	\$5,000	\$8,263	\$5,000
		22120	MIDDLESEX	NHP-0018 (309)	1	\$20,000	\$40,000	\$10,000	\$7,000
		22121	MONMOUTH	NHP-1015 (350)	1	\$2,500	\$3,000	\$2,500	\$1,500
		22131	OCEAN	STBGP-D00S (595)	1	\$5,000	\$1,000		\$15,000

BIORETENTION SYSTEM / SY									
158068P	2022Q2	22120	MIDDLESEX	NHP-0018 (309)	1,348	\$100.00	\$200.00	\$160.00	\$120.00

HISTORICAL BID PRICE LISTING
 BY REGION

REGION: C

PAY ITEM	CALENDAR QUARTER	CONTRACT NUMBER	COUNTY LOCATION	PROJECT DESCRIPTION	BID QUANTITY	AWARD PRICE	SECOND BIDDER	THIRD BIDDER	ESTIMATE
OIL ONLY EMERGENCY SPILL KIT, TYPE 1 / U									
158072M	2021Q4	22403	MERCER	STATE	2	\$500	\$500	\$1,000	\$1,000
		22403	MERCER	STATE	2	\$1	\$0	\$1,100	\$1,500
	2022Q1	22404	MIDDLESEX	STATE	2	\$500.00	\$850.00	\$0.02	\$1,000
		22404	MIDDLESEX	STATE	2	\$1.00	\$1.00	\$0.02	\$1,500
		22405	MONMOUTH	STATE	2	\$500.00	\$850.00	\$750.00	\$1,000
		22106	HUNTERDON	NHP-0179 (327)	4	\$1,500			\$797.00
	2022Q2	22113	SOMERSET	NHP-0022 (351)	1	\$1,000	\$500	\$150	\$600.00
		22131	OCEAN	STBGP-D00S (595)	1	\$0	\$1,000		\$600.00
		22464	MONMOUTH	N/A	1	\$1.00	\$1.00		\$500.00
		22104	MERCER	NHP-0029 (328)	2	\$1,500			\$784.00
		22107	OCEAN	NHP-0009 (328)	2	\$1,000	\$1,300	\$1,000	\$462.00
		22108	MERCER	NHP-0029 (327)	2	\$750	\$1,500	\$2,000	\$613.00
		22112	MERCER	NHP-0029 (329)	2	\$1,000	\$2,000	\$1,200	\$1,100
		22116	MERCER	CRRSAA-FLEX-0027 (304)	2	\$0.01	\$0.01	\$250.00	\$620.00
		22118	MIDDLESEX	NHP- 0018 (308)	2	\$150	\$1,100	\$500	\$600.00
		22119	SOMERSET	NHP-0078 (332)	2	\$1,396	\$1,200	\$850	\$500.00
		22120	MIDDLESEX	NHP-0018 (309)	2	\$1,000	\$1,500	\$1,000	\$642.00
		22121	MONMOUTH	NHP-1015 (350)	2	\$1,000	\$1,000	\$1,200	\$750.00

EROSION CONTROL SEDIMENT REMOVAL / CY									
158084M	2022Q2	22108	MERCER	NHP-0029 (327)	10	\$291.00	\$200.00	\$100.00	\$40.00
		22113	SOMERSET	NHP-0022 (351)	10	\$1.00	\$25.00	\$1.00	\$55.00
		22118	MIDDLESEX	NHP- 0018 (308)	10	\$1.00	\$1.00	\$40.00	\$40.00
		22119	SOMERSET	NHP-0078 (332)	10	\$1.00	\$0.10	\$112.00	\$100.00
		22121	MONMOUTH	NHP-1015 (350)	10	\$0.01	\$100.00	\$1.00	\$65.00
		22131	OCEAN	STBGP-D00S (595)	50	\$0.01	\$50.00		\$35.00
		22112	MERCER	NHP-0029 (329)	117	\$1.00	\$1.00	\$0.01	\$42.00
		22120	MIDDLESEX	NHP-0018 (309)	500	\$0.01	\$1.00	\$1.00	\$15.00
		22107	OCEAN	NHP-0009 (328)	1,000	\$0.01	\$35.00	\$7.00	\$5.00

TEMPORARY RIPRAP / CY									
158087M	2022Q2	22121	MONMOUTH	NHP-1015 (350)	5	\$72.00	\$200.00	\$250.00	\$200.00

HISTORICAL BID PRICE LISTING
 BY REGION

REGION: C

PAY ITEM -----	CALENDAR QUARTER -----	CONTRACT NUMBER -----	COUNTY LOCATION -----	PROJECT DESCRIPTION -----	BID QUANTITY -----	AWARD PRICE -----	SECOND BIDDER -----	THIRD BIDDER -----	ESTIMATE -----
BASIN SAND LAYER / CY									
158095M	2022Q2	22107	OCEAN	NHP-0009 (328)	363	\$60.00	\$75.00	\$130.00	\$63.00

HISTORICAL BID PRICE LISTING
 BY REGION

REGION: C

PAY ITEM	CALENDAR QUARTER	CONTRACT NUMBER	COUNTY LOCATION	PROJECT DESCRIPTION	BID QUANTITY	AWARD PRICE	SECOND BIDDER	THIRD BIDDER	ESTIMATE

BREAKAWAY BARRICADE / U									
159003M	2021Q4	21454	MONMOUTH	STBGP-FLEX-D00S (502)	50	\$0.01	\$50.00		\$20.00
		22403	MERCER	STATE	100	\$1.00	\$0.01	\$0.01	\$15.00
		20459	MERCER	NHP-D00S (454)	104	\$50.00	\$50.00	\$100.00	\$50.00
		20466	MONMOUTH	NHP-D00S (456)	104	\$28.00	\$1.00	\$1.00	\$50.00
		22403	MERCER	STATE	250	\$1.00	\$1.00	\$0.01	\$15.00
	2022Q1	22428	MERCER	100% STATE	25	\$150.00	\$0.01		\$1.50
		22404	MIDDLESEX	STATE	100	\$1.00	\$1.00	\$0.02	\$15.00
		22430	MERCER	100% STATE	100	\$0.01	\$0.01		\$5.00
		22106	HUNTERDON	NHP-0179 (327)	200	\$1.00			\$25.00
		22404	MIDDLESEX	STATE	250	\$1.00	\$1.00	\$0.02	\$15.00
		22405	MONMOUTH	STATE	250	\$1.00	\$1.00	\$0.01	\$15.00
	2022Q2	22118	MIDDLESEX	NHP- 0018 (308)	15	\$1.00	\$150.00	\$125.00	\$80.00
		22116	MERCER	CRRSAA-FLEX-0027 (304)	30	\$0.01	\$0.01	\$130.00	\$90.00
		22121	MONMOUTH	NHP-1015 (350)	40	\$100.00	\$150.00	\$115.00	\$75.00
		22108	MERCER	NHP-0029 (327)	42	\$10.00	\$75.00	\$150.00	\$80.00
		22104	MERCER	NHP-0029 (328)	60	\$1.00			\$40.00
		22112	MERCER	NHP-0029 (329)	100	\$130.00	\$1.00	\$0.01	\$55.00
		22131	OCEAN	STBGP-D00S (595)	100	\$0.01	\$0.01		\$100.00
		22113	SOMERSET	NHP-0022 (351)	110	\$1.00	\$1.00	\$1.00	\$110.00
		22119	SOMERSET	NHP-0078 (332)	117	\$115.00	\$95.00	\$121.00	\$80.00
		22120	MIDDLESEX	NHP-0018 (309)	170	\$0.01	\$125.00	\$123.00	\$50.00
		22107	OCEAN	NHP-0009 (328)	475	\$0.01	\$45.00	\$120.00	\$20.00

DRUM / U									
159006M	2021Q4	21454	MONMOUTH	STBGP-FLEX-D00S (502)	50	\$0.01	\$50.00		\$20.00
		22403	MERCER	STATE	50	\$1.00	\$0.01	\$0.01	\$10.00
		20466	MONMOUTH	NHP-D00S (456)	100	\$17.00	\$1.00	\$0.01	\$25.00
		22403	MERCER	STATE	100	\$1.00	\$1.00	\$0.01	\$10.00
		20459	MERCER	NHP-D00S (454)	400	\$10.00	\$1.00	\$50.00	\$25.00
	2022Q1	22428	MERCER	100% STATE	25	\$150.00	\$0.01		\$1.50
		22404	MIDDLESEX	STATE	50	\$1.00	\$1.00	\$500.00	\$10.00
		22106	HUNTERDON	NHP-0179 (327)	80	\$100.00			\$50.00
		22404	MIDDLESEX	STATE	100	\$1.00	\$1.00	\$0.02	\$10.00

HISTORICAL BID PRICE LISTING
 BY REGION

REGION: C

PAY ITEM	CALENDAR QUARTER	CONTRACT NUMBER	COUNTY LOCATION	PROJECT DESCRIPTION	BID QUANTITY	AWARD PRICE	SECOND BIDDER	THIRD BIDDER	ESTIMATE
DRUM / U									
159006M	(cont)	22405	MONMOUTH	STATE	100	\$1.00	\$1.00	\$0.01	\$10.00
		22430	MERCER	100% STATE	100	\$0.01	\$0.01		\$5.00
	2022Q2	22116	MERCER	CRRSAA-FLEX-0027 (304	60	\$0.01	\$0.01	\$62.00	\$50.00
		22119	SOMERSET	NHP-0078 (332)	100	\$65.00	\$55.00	\$61.00	\$50.00
		22121	MONMOUTH	NHP-1015 (350)	100	\$80.00	\$60.00	\$55.00	\$60.00
		22131	OCEAN	STBGP-D00S (595)	200	\$0.01	\$0.01		\$50.00
		22104	MERCER	NHP-0029 (328)	250	\$1.00			\$34.00
		22118	MIDDLESEX	NHP- 0018 (308)	250	\$1.00	\$1.00	\$1.00	\$50.00
		22112	MERCER	NHP-0029 (329)	346	\$58.00	\$1.00	\$65.00	\$50.00
		22113	SOMERSET	NHP-0022 (351)	350	\$1.00	\$1.00	\$1.00	\$50.00
		22108	MERCER	NHP-0029 (327)	420	\$7.50	\$65.00	\$75.00	\$50.00
		22120	MIDDLESEX	NHP-0018 (309)	610	\$0.01	\$100.00	\$58.00	\$50.00
		22107	OCEAN	NHP-0009 (328)	900	\$0.01	\$35.00	\$56.00	\$50.00

TRAFFIC CONE / U									
159009M	2021Q4	22403	MERCER	STATE	250	\$1.00	\$0.01	\$16.00	\$10.00
		21454	MONMOUTH	STBGP-FLEX-D00S (502)	1,500	\$20.00	\$30.00		\$20.00
		22403	MERCER	STATE	2,000	\$1.00	\$1.00	\$0.01	\$10.00
		20459	MERCER	NHP-D00S (454)	3,000	\$5.00	\$0.25	\$20.00	\$20.00
		20466	MONMOUTH	NHP-D00S (456)	3,000	\$5.00	\$1.00	\$0.01	\$20.00
	2022Q1	22428	MERCER	100% STATE	150	\$20.00	\$0.01		\$1.50
		22404	MIDDLESEX	STATE	250	\$1.00	\$1.00	\$500.00	\$10.00
		22430	MERCER	100% STATE	250	\$0.01	\$0.01		\$5.00
		22106	HUNTERDON	NHP-0179 (327)	500	\$23.00			\$10.00
		22405	MONMOUTH	STATE	1,000	\$1.00	\$15.30	\$0.01	\$10.00
		22404	MIDDLESEX	STATE	2,000	\$1.00	\$1.00	\$0.02	\$10.00
	2022Q2	22119	SOMERSET	NHP-0078 (332)	100	\$22.00	\$15.00	\$19.00	\$15.00
		22121	MONMOUTH	NHP-1015 (350)	100	\$20.00	\$15.00	\$15.00	\$25.00
		22116	MERCER	CRRSAA-FLEX-0027 (304	120	\$0.01	\$0.01	\$20.00	\$20.00
		22131	OCEAN	STBGP-D00S (595)	200	\$0.01	\$0.01		\$5.00
		22104	MERCER	NHP-0029 (328)	250	\$25.00			\$10.00
		22118	MIDDLESEX	NHP- 0018 (308)	500	\$1.00	\$17.75	\$15.00	\$15.00
		22120	MIDDLESEX	NHP-0018 (309)	500	\$0.01	\$40.00	\$19.00	\$7.00

HISTORICAL BID PRICE LISTING
BY REGION

REGION: C

PAY ITEM	CALENDAR QUARTER	CONTRACT NUMBER	COUNTY LOCATION	PROJECT DESCRIPTION	BID QUANTITY	AWARD PRICE	SECOND BIDDER	THIRD BIDDER	ESTIMATE

TRAFFIC CONE / U									
159009M	(cont)	22113	SOMERSET	NHP-0022 (351)	700	\$17.25	\$15.00	\$1.00	\$22.00
		22108	MERCER	NHP-0029 (327)	850	\$3.00	\$12.00	\$18.00	\$15.00
		22107	OCEAN	NHP-0009 (328)	900	\$0.01	\$12.00	\$20.00	\$15.00

CONSTRUCTION SIGNS / SF									
159012M	2021Q4	21454	MONMOUTH	STBGP-FLEX-D00S (502)	800	\$0.01	\$10.00		\$15.00
		20459	MERCER	NHP-D00S (454)	1,000	\$5.00	\$8.00	\$20.00	\$10.00
		20466	MONMOUTH	NHP-D00S (456)	1,000	\$18.00	\$1.00	\$0.01	\$10.00
		22403	MERCER	STATE	2,000	\$1.00	\$0.01	\$13.00	\$10.00
		22403	MERCER	STATE	6,000	\$1.00	\$1.00	\$0.03	\$10.00
	2022Q1	22430	MERCER	100% STATE	250	\$0.01	\$0.01		\$3.00
		22428	MERCER	100% STATE	1,000	\$0.01	\$0.01		\$1.50
		22404	MIDDLESEX	STATE	2,000	\$1.00	\$1.00	\$0.02	\$10.00
		22106	HUNTERDON	NHP-0179 (327)	3,910	\$21.60			\$15.00
		22405	MONMOUTH	STATE	5,000	\$14.60	\$1.00	\$5.00	\$10.00
		22404	MIDDLESEX	STATE	6,000	\$1.00	\$0.03	\$0.02	\$10.00
	2022Q2	22116	MERCER	CRRSAA-FLEX-0027 (304)	421	\$15.00	\$20.00	\$11.00	\$25.00
		22121	MONMOUTH	NHP-1015 (350)	1,170	\$14.00	\$40.00	\$15.00	\$15.00
		22119	SOMERSET	NHP-0078 (332)	1,190	\$19.50	\$200.00	\$23.00	\$15.00
		22112	MERCER	NHP-0029 (329)	1,388	\$20.00	\$17.00	\$23.00	\$15.00
		22108	MERCER	NHP-0029 (327)	1,428	\$33.85	\$25.00	\$18.00	\$9.00
		22118	MIDDLESEX	NHP- 0018 (308)	1,433	\$16.50	\$14.50	\$15.75	\$9.00
		22104	MERCER	NHP-0029 (328)	1,715	\$22.80			\$17.00
		22131	OCEAN	STBGP-D00S (595)	1,879	\$16.00	\$0.01		\$10.00
		22120	MIDDLESEX	NHP-0018 (309)	3,459	\$0.01	\$22.00	\$20.00	\$12.00
		22113	SOMERSET	NHP-0022 (351)	3,644	\$14.00	\$14.60	\$1.00	\$11.00
		22107	OCEAN	NHP-0009 (328)	7,410	\$0.01	\$15.00	\$30.00	\$10.00

CONSTRUCTION IDENTIFICATION SIGN, 4' X 8 / U									
159015M	2022Q1	22106	HUNTERDON	NHP-0179 (327)	2	\$2,000			\$1,300
	2022Q2	22104	MERCER	NHP-0029 (328)	2	\$1,500			\$1,500

HISTORICAL BID PRICE LISTING
 BY REGION

REGION: C

PAY ITEM	CALENDAR QUARTER	CONTRACT NUMBER	COUNTY LOCATION	PROJECT DESCRIPTION	BID QUANTITY	AWARD PRICE	SECOND BIDDER	THIRD BIDDER	ESTIMATE
CONSTRUCTION IDENTIFICATION SIGN, 4' X 8' / U									
159015M	(cont)	22107	OCEAN	NHP-0009 (328)	2	\$1,500	\$1,100	\$1,000	\$1,168
		22108	MERCER	NHP-0029 (327)	2	\$2,500	\$1,100	\$1,100	\$1,100
		22112	MERCER	NHP-0029 (329)	2	\$1,000	\$750	\$900	\$1,200
		22113	SOMERSET	NHP-0022 (351)	2	\$1,000	\$950	\$850	\$2,200
		22116	MERCER	CRRSAA-FLEX-0027 (304)	2	\$2,000	\$1,000	\$440	\$1,300
		22118	MIDDLESEX	NHP- 0018 (308)	2	\$870	\$1,000	\$1,100	\$1,300
		22119	SOMERSET	NHP-0078 (332)	2	\$950	\$1,500	\$992	\$1,125
		22120	MIDDLESEX	NHP-0018 (309)	2	\$1,500	\$1,000	\$750	\$1,200
		22121	MONMOUTH	NHP-1015 (350)	2	\$900	\$2,000	\$1,500	\$1,500
		22131	OCEAN	STBGP-D00S (595)	6	\$1,000	\$1,500		\$900.00

CONSTRUCTION BARRIER CURB / LF									
159021P	2022Q2	22121	MONMOUTH	NHP-1015 (350)	400	\$20.00	\$100.00	\$100.00	\$75.00
		22131	OCEAN	STBGP-D00S (595)	460	\$50.00	\$50.00		\$70.00
		22107	OCEAN	NHP-0009 (328)	2,546	\$20.00	\$40.00	\$60.00	\$60.00
		22108	MERCER	NHP-0029 (327)	2,920	\$7.50	\$32.00	\$50.00	\$68.00
		22119	SOMERSET	NHP-0078 (332)	3,330	\$56.00	\$100.00	\$102.00	\$60.00
		22112	MERCER	NHP-0029 (329)	5,500	\$80.00	\$1.00	\$40.00	\$110.00
		22120	MIDDLESEX	NHP-0018 (309)	20,680	\$75.00	\$1.00	\$80.00	\$75.00

FLASHING ARROW BOARD, 4' X 8' / U									
159027M	2021Q4	20459	MERCER	NHP-D00S (454)	8	\$2,000	\$500	\$4,500	\$1,000
		20466	MONMOUTH	NHP-D00S (456)	8	\$1,182	\$250	\$0	\$1,000
		21454	MONMOUTH	STBGP-FLEX-D00S (502)	8	\$0	\$4,000		\$2,500
		22403	MERCER	STATE	8	\$100.00	\$1.00	\$0.02	\$1,000
	2022Q1	22428	MERCER	100% STATE	2	\$1	\$1,000		\$250.00
		22106	HUNTERDON	NHP-0179 (327)	4	\$1,200			\$2,000
		22430	MERCER	100% STATE	6	\$1.00	\$0.50		\$10.00
		22404	MIDDLESEX	STATE	8	\$100.00	\$100.00	\$2.00	\$1,000
		22405	MONMOUTH	STATE	8	\$1.00	\$50.00	\$0.01	\$1,000
	2022Q2	22104	MERCER	NHP-0029 (328)	2	\$5,000			\$331.00
		22108	MERCER	NHP-0029 (327)	2	\$3,500	\$3,000	\$5,400	\$1,500

HISTORICAL BID PRICE LISTING
BY REGION

REGION: C

PAY ITEM	CALENDAR QUARTER	CONTRACT NUMBER	COUNTY LOCATION	PROJECT DESCRIPTION	BID QUANTITY	AWARD PRICE	SECOND BIDDER	THIRD BIDDER	ESTIMATE
FLASHING ARROW BOARD, 4' X 8' / U									
159027M	(cont)	22116	MERCER	CRRSAA-FLEX-0027 (304	2	\$250	\$0	\$2,735	\$1,700
		22118	MIDDLESEX	NHP- 0018 (308)	2	\$1,200	\$1,200	\$100	\$1,500
		22121	MONMOUTH	NHP-1015 (350)	2	\$630	\$6,000	\$2,000	\$1,500
		22112	MERCER	NHP-0029 (329)	4	\$250	\$2,500	\$2,500	\$1,600
		22119	SOMERSET	NHP-0078 (332)	4	\$2,000	\$4,000	\$607	\$1,000
		22131	OCEAN	STBGP-D00S (595)	4	\$0.01	\$0.01		\$1,500
		22107	OCEAN	NHP-0009 (328)	6	\$4,500	\$2,500	\$1,500	\$2,000
		22113	SOMERSET	NHP-0022 (351)	6	\$1.00	\$100.00	\$1.00	\$2,000
		22120	MIDDLESEX	NHP-0018 (309)	10	\$2,500	\$2,500	\$250	\$1,400

PORTABLE VARIABLE MESSAGE SIGN W/REMOTE / U									
159029M	2022Q2	22112	MERCER	NHP-0029 (329)	2	\$500	\$40,000	\$7,500	\$30,000
		22120	MIDDLESEX	NHP-0018 (309)	6	\$20,000	\$19,000	\$500	\$8,800

PORTABLE VARIABLE MESSAGE SIGN / U									
159030M	2021Q4	21454	MONMOUTH	STBGP-FLEX-D00S (502)	6	\$1,000	\$6,000		\$3,500
		20459	MERCER	NHP-D00S (454)	8	\$4,000	\$500	\$10,000	\$5,000
		20466	MONMOUTH	NHP-D00S (456)	8	\$3,850	\$250	\$0	\$5,000
		22403	MERCER	STATE	8	\$500	\$500	\$3,000	\$5,000
	2022Q1	22106	HUNTERDON	NHP-0179 (327)	4	\$18,000			\$4,575
		22404	MIDDLESEX	STATE	8	\$500.00	\$100.00	\$200.00	\$5,000
		22405	MONMOUTH	STATE	8	\$500.00	\$100.00	\$0.01	\$5,000
	2022Q2	22108	MERCER	NHP-0029 (327)	2	\$6,500	\$8,600	\$20,000	\$5,600
		22116	MERCER	CRRSAA-FLEX-0027 (304	2	\$15,000	\$5,000	\$3,290	\$12,000
		22121	MONMOUTH	NHP-1015 (350)	2	\$13,200	\$10,000	\$8,000	\$5,000
		22104	MERCER	NHP-0029 (328)	3	\$18,000			\$4,412
		22113	SOMERSET	NHP-0022 (351)	4	\$5,000	\$2,500	\$1	\$8,000
		22119	SOMERSET	NHP-0078 (332)	4	\$3,000	\$6,000	\$9,112	\$4,800
		22131	OCEAN	STBGP-D00S (595)	5	\$0	\$15,000		\$5,700
		22107	OCEAN	NHP-0009 (328)	6	\$15,000	\$9,000	\$5,000	\$2,545
		22118	MIDDLESEX	NHP- 0018 (308)	8	\$1	\$3,000	\$100	\$1,400

PORTABLE TRAILER MOUNTED CCTV CAMERA ASS / U									
159032M	2022Q2	22120	MIDDLESEX	NHP-0018 (309)	4	\$20,000	\$25,000	\$30,000	\$20,000

HISTORICAL BID PRICE LISTING
 BY REGION

REGION: C

PAY ITEM	CALENDAR QUARTER	CONTRACT NUMBER	COUNTY LOCATION	PROJECT DESCRIPTION	BID QUANTITY	AWARD PRICE	SECOND BIDDER	THIRD BIDDER	ESTIMATE

TEMPORARY CRASH CUSHION, INERTIAL BARRIE / U									
159051M	2022Q2	22121	MONMOUTH	NHP-1015 (350)	1	\$5,000	\$5,000	\$10,000	\$10,000
		22107	OCEAN	NHP-0009 (328)	6	\$0	\$7,500	\$8,500	\$7,500
		22120	MIDDLESEX	NHP-0018 (309)	27	\$0	\$1	\$10,000	\$8,000

HISTORICAL BID PRICE LISTING
BY REGION

REGION: C

PAY ITEM	CALENDAR QUARTER	CONTRACT NUMBER	COUNTY LOCATION	PROJECT DESCRIPTION	BID QUANTITY	AWARD PRICE	SECOND BIDDER	THIRD BIDDER	ESTIMATE
TRAFFIC CONTROL TRUCK WITH MOUNTED CRASH / U									
159108M	2021Q4	20459	MERCER	NHP-D00S (454)	8	\$5,000	\$1,000	\$15,000	\$15,000
		20466	MONMOUTH	NHP-D00S (456)	8	\$2,100	\$250	\$1	\$15,000
		21454	MONMOUTH	STBGP-FLEX-D00S (502)	8	\$20,000	\$20,000		\$20,000
		22403	MERCER	STATE	8	\$500.00	\$500.00	\$500.00	\$15,000
	2022Q1	22428	MERCER	100% STATE	2	\$25,000	\$5,000		\$250.00
		22430	MERCER	100% STATE	3	\$35,000	\$1		\$5.00
		22106	HUNTERDON	NHP-0179 (327)	4	\$7,500			\$10,000
		22404	MIDDLESEX	STATE	8	\$500.00	\$250.00	\$2.00	\$15,000
		22405	MONMOUTH	STATE	8	\$500	\$1,000	\$0	\$15,000
	2022Q2	22118	MIDDLESEX	NHP- 0018 (308)	1	\$18,500	\$25,000	\$25,000	\$10,000
		22104	MERCER	NHP-0029 (328)	2	\$10,000			\$10,000
		22108	MERCER	NHP-0029 (327)	2	\$25,000	\$17,000	\$57,000	\$10,000
		22112	MERCER	NHP-0029 (329)	2	\$1,000	\$45,000	\$35,000	\$10,000
		22116	MERCER	CRRSAA-FLEX-0027 (304)	2	\$5,000	\$0	\$5,000	\$12,000
		22121	MONMOUTH	NHP-1015 (350)	2	\$4,000	\$20,000	\$25,000	\$10,000
		22131	OCEAN	STBGP-D00S (595)	2	\$10,000	\$50,000		\$10,000
		22107	OCEAN	NHP-0009 (328)	4	\$75,000	\$15,000	\$7,500	\$10,000
		22113	SOMERSET	NHP-0022 (351)	4	\$14,500	\$5,000	\$1	\$10,000
		22119	SOMERSET	NHP-0078 (332)	5	\$1,500	\$25,000	\$30,000	\$10,000
		22120	MIDDLESEX	NHP-0018 (309)	10	\$50,000	\$7,500	\$1,000	\$10,000

REMOVABLE BLACK LINE MASKING TAPE, 6" / LF									
159114M	2022Q2	22112	MERCER	NHP-0029 (329)	10,000	\$2.60	\$1.10	\$1.25	\$1.50

TEMPORARY PAVEMENT MARKING TAPE, 4" / LF									
159120M	2022Q2	22112	MERCER	NHP-0029 (329)	10,000	\$1.90	\$1.00	\$1.00	\$3.00

TEMPORARY TRAFFIC STRIPES, 4" / LF									
159126M	2022Q2	22112	MERCER	NHP-0029 (329)	107,102	\$0.26	\$0.25	\$0.55	\$0.50

TEMPORARY PAVEMENT MARKERS / U									
159135M	2022Q2	22121	MONMOUTH	NHP-1015 (350)	60	\$50.00	\$25.00	\$5.00	\$2.00

HISTORICAL BID PRICE LISTING
 BY REGION

REGION: C

PAY ITEM	CALENDAR QUARTER	CONTRACT NUMBER	COUNTY LOCATION	PROJECT DESCRIPTION	BID QUANTITY	AWARD PRICE	SECOND BIDDER	THIRD BIDDER	ESTIMATE

HMA PATCH / T									
159138M	2021Q4	22403	MERCER	STATE	100	\$100.00	\$1.00	\$300.00	\$150.00
		20466	MONMOUTH	NHP-D00S (456)	156	\$120.00	\$450.00	\$915.00	\$250.00
	2022Q1	22106	HUNTERDON	NHP-0179 (327)	26	\$1,002			\$260.00
		22404	MIDDLESEX	STATE	100	\$100.00	\$70.00	\$0.02	\$150.00
		22405	MONMOUTH	STATE	150	\$100.00	\$250.00	\$0.01	\$150.00
	2022Q2	22116	MERCER	CRRSAA-FLEX-0027 (304)	10	\$0.01	\$400.00	\$85.00	\$200.00
		22119	SOMERSET	NHP-0078 (332)	10	\$375	\$1,000	\$300	\$260.00
		22118	MIDDLESEX	NHP- 0018 (308)	15	\$50.00	\$175.00	\$100.00	\$250.00
		22104	MERCER	NHP-0029 (328)	23	\$800.00			\$136.00
		22131	OCEAN	STBGP-D00S (595)	25	\$400.00	\$200.00		\$84.00
		22108	MERCER	NHP-0029 (327)	100	\$275.00	\$350.00	\$110.00	\$84.00
		22107	OCEAN	NHP-0009 (328)	120	\$0.01	\$210.00	\$150.00	\$80.00
		22113	SOMERSET	NHP-0022 (351)	150	\$150.00	\$100.00	\$1.00	\$325.00
		22120	MIDDLESEX	NHP-0018 (309)	325	\$0.01	\$300.00	\$160.00	\$275.00

TRAFFIC DIRECTOR, FLAGGER / HOUR									
159141M	2021Q4	20466	MONMOUTH	NHP-D00S (456)	200	\$100.00	\$100.00	\$125.00	\$60.00
		20459	MERCER	NHP-D00S (454)	250	\$100.00	\$1.00	\$90.00	\$60.00
		21454	MONMOUTH	STBGP-FLEX-D00S (502)	750	\$0.01	\$3.00		\$75.00
		22403	MERCER	STATE	1,000	\$1.00	\$1.00	\$105.00	\$70.00
		22403	MERCER	STATE	1,318	\$1.00	\$1.00	\$0.01	\$70.00
	2022Q1	22106	HUNTERDON	NHP-0179 (327)	520	\$137.00			\$80.00
		22404	MIDDLESEX	STATE	1,000	\$1.00	\$1.00	\$0.02	\$70.00
		22404	MIDDLESEX	STATE	1,252	\$1.00	\$1.00	\$2.00	\$70.00
		22405	MONMOUTH	STATE	2,155	\$1.00	\$0.02	\$0.01	\$70.00
	2022Q2	22116	MERCER	CRRSAA-FLEX-0027 (304)	80	\$135.00	\$0.01	\$148.00	\$90.00
		22464	MONMOUTH	N/A	150	\$1.00	\$1.00		\$75.00
		22119	SOMERSET	NHP-0078 (332)	200	\$1.00	\$100.00	\$121.00	\$70.00
		22121	MONMOUTH	NHP-1015 (350)	250	\$110.00	\$100.00	\$100.00	\$81.00
		22108	MERCER	NHP-0029 (327)	300	\$12.00	\$13.00	\$95.00	\$75.00

HISTORICAL BID PRICE LISTING
 BY REGION

REGION: C

PAY ITEM	CALENDAR QUARTER	CONTRACT NUMBER	COUNTY LOCATION	PROJECT DESCRIPTION	BID QUANTITY	AWARD PRICE	SECOND BIDDER	THIRD BIDDER	ESTIMATE

TRAFFIC DIRECTOR, FLAGGER / HOUR									
159141M	(cont)	22104	MERCER	NHP-0029 (328)	1,000	\$142.00			\$62.00
		22107	OCEAN	NHP-0009 (328)	1,000	\$125.00	\$100.00	\$0.01	\$60.00
		22120	MIDDLESEX	NHP-0018 (309)	2,500	\$115.00	\$120.00	\$0.01	\$90.00

EMERGENCY TOWING SERVICE / U									
159144M	2021Q4	22403	MERCER	STATE	1	\$100.00	\$1.00	\$525.00	\$5,000
	2022Q1	22404	MIDDLESEX	STATE	1	\$100.00	\$550.00	\$2.00	\$5,000
		22405	MONMOUTH	STATE	1	\$100.00	\$500.00	\$0.01	\$5,000
	2022Q2	22107	OCEAN	NHP-0009 (328)	4	\$150.00	\$500.00	\$300.00	\$250.00
		22116	MERCER	CRRSAA-FLEX-0027 (304)	5	\$25.00	\$0.01	\$250.00	\$500.00
		22108	MERCER	NHP-0029 (327)	10	\$250.00	\$150.00	\$335.00	\$100.00
		22118	MIDDLESEX	NHP- 0018 (308)	10	\$1.00	\$1.00	\$1.00	\$100.00
		22119	SOMERSET	NHP-0078 (332)	10	\$190.00	\$0.10	\$400.00	\$150.00

PEDESTRIAN BUSING DURING CONSTRUCTION / HOUR									
159185M	2022Q2	22120	MIDDLESEX	NHP-0018 (309)	635	\$0.01	\$95.00	\$75.00	\$135.00

SNOW REMOVAL / LS									
159190M	2022Q2	22108	MERCER	NHP-0029 (327)	1	\$500	\$2,000	\$10,000	\$15,000

HISTORICAL BID PRICE LISTING
 BY REGION

REGION: C

PAY ITEM	CALENDAR QUARTER	CONTRACT NUMBER	COUNTY LOCATION	PROJECT DESCRIPTION	BID QUANTITY	AWARD PRICE	SECOND BIDDER	THIRD BIDDER	ESTIMATE

TEMP CRASH CUSH, COMP BAR, TYPE 2, NARR / U									
159200M	2022Q2	22120	MIDDLESEX	NHP-0018 (309)	20	\$12,500	\$1	\$8,500	\$13,000

TEMP CRASH CUSH, COMP, TYPE 3, NARROW / U									
159212M	2022Q2	22119	SOMERSET	NHP-0078 (332)	1	\$17,500	\$20,000	\$18,393	\$23,500
		22131	OCEAN	STBGP-D00S (595)	1	\$4,857	\$7,500		\$16,200
		22108	MERCER	NHP-0029 (327)	2	\$12,750	\$11,000	\$30,000	\$17,000
		22112	MERCER	NHP-0029 (329)	2	\$8,000	\$9,000	\$20,000	\$17,000
		22107	OCEAN	NHP-0009 (328)	8	\$4,000	\$30,000	\$25,000	\$9,510

HISTORICAL BID PRICE LISTING
 BY REGION

REGION: C

PAY ITEM	CALENDAR QUARTER	CONTRACT NUMBER	COUNTY LOCATION	PROJECT DESCRIPTION	BID QUANTITY	AWARD PRICE	SECOND BIDDER	THIRD BIDDER	ESTIMATE

TRAFFIC STRIPES, LATEX, 4" / LF									
159300M	2021Q4	20466	MONMOUTH	NHP-D00S (456)	1,000	\$2.00	\$5.10	\$2.00	\$4.00
		22403	MERCER	STATE	150,000	\$0.56	\$0.20	\$0.22	\$0.28
		22403	MERCER	STATE	256,302	\$0.01	\$0.01	\$0.22	\$0.30
	2022Q1	22404	MIDDLESEX	STATE	112,227	\$0.23	\$0.22	\$2.00	\$0.30
		22404	MIDDLESEX	STATE	150,000	\$0.23	\$0.23	\$2.00	\$0.28
		22106	HUNTERDON	NHP-0179 (327)	402,300	\$0.36			\$0.45
		22405	MONMOUTH	STATE	502,902	\$0.21	\$0.21	\$0.20	\$0.30
	2022Q2	22108	MERCER	NHP-0029 (327)	1,200	\$1.25	\$1.40	\$1.73	\$0.40
		22121	MONMOUTH	NHP-1015 (350)	1,200	\$2.00	\$1.50	\$2.00	\$1.00
		22116	MERCER	CRRSAA-FLEX-0027 (304)	4,320	\$0.20	\$0.30	\$0.26	\$0.75
		22119	SOMERSET	NHP-0078 (332)	8,702	\$0.67	\$0.50	\$0.40	\$0.75
		22131	OCEAN	STBGP-D00S (595)	53,700	\$0.30	\$0.25		\$0.40
		22118	MIDDLESEX	NHP- 0018 (308)	125,140	\$0.27	\$0.22	\$0.21	\$0.30
		22120	MIDDLESEX	NHP-0018 (309)	300,000	\$0.21	\$0.30	\$0.22	\$1.00
		22107	OCEAN	NHP-0009 (328)	376,000	\$0.15	\$0.40	\$0.22	\$0.30
		22113	SOMERSET	NHP-0022 (351)	432,000	\$0.22	\$0.21	\$0.27	\$0.33
		22104	MERCER	NHP-0029 (328)	444,450	\$0.17			\$0.50

TRAFFIC STRIPES, LATEX, 6" / LF									
159301M	2021Q4	22403	MERCER	STATE	37,500	\$0.31	\$0.25	\$0.27	\$0.43
	2022Q1	22404	MIDDLESEX	STATE	37,500	\$0.23	\$0.25	\$0.02	\$0.43
	2022Q2	22108	MERCER	NHP-0029 (327)	600	\$1.90	\$2.10	\$1.90	\$0.50

TRAFFIC STRIPES, LATEX, 8" / LF									
159302M	2021Q4	22403	MERCER	STATE	10,000	\$0.34	\$0.25	\$0.27	\$0.55
		22403	MERCER	STATE	23,212	\$0.01	\$0.01	\$0.27	\$0.50
	2022Q1	22106	HUNTERDON	NHP-0179 (327)	9,000	\$0.36			\$0.40
		22404	MIDDLESEX	STATE	10,000	\$0.26	\$0.01	\$0.02	\$0.55
		22404	MIDDLESEX	STATE	16,087	\$0.26	\$0.22	\$0.02	\$0.50

HISTORICAL BID PRICE LISTING
 BY REGION

REGION: C

PAY ITEM	CALENDAR QUARTER	CONTRACT NUMBER	COUNTY LOCATION	PROJECT DESCRIPTION	BID QUANTITY	AWARD PRICE	SECOND BIDDER	THIRD BIDDER	ESTIMATE

TRAFFIC STRIPES, LATEX, 8" / LF									
159302M	(cont)	22405	MONMOUTH	STATE	56,482	\$0.01	\$0.28	\$0.25	\$0.50
	2022Q2	22116	MERCER	CRRSAA-FLEX-0027 (304)	200	\$0.20	\$0.30	\$0.35	\$1.00
		22131	OCEAN	STBGP-D00S (595)	4,200	\$0.55	\$0.25		\$0.50
		22107	OCEAN	NHP-0009 (328)	21,700	\$0.15	\$0.40	\$0.22	\$0.50

TRAFFIC MARKINGS LINES, LATEX, 4" / LF									
159310M	2021Q4	22403	MERCER	STATE	500	\$0.52	\$1.00	\$1.10	\$0.55
	2022Q1	22404	MIDDLESEX	STATE	500	\$1.05	\$0.50	\$0.02	\$0.55

TRAFFIC MARKINGS LINES, LATEX, 6" / LF									
159311M	2022Q2	22120	MIDDLESEX	NHP-0018 (309)	15,000	\$0.21	\$0.32	\$0.22	\$2.00

TRAFFIC MARKINGS LINES, LATEX, 8" / LF									
159312M	2021Q4	22403	MERCER	STATE	500	\$1.05	\$1.00	\$1.10	\$0.83
		22403	MERCER	STATE	7,370	\$0.01	\$0.01	\$0.27	\$0.50
	2022Q1	22404	MIDDLESEX	STATE	500	\$1.05	\$0.75	\$0.02	\$0.83
		22404	MIDDLESEX	STATE	1,176	\$0.26	\$0.22	\$0.02	\$0.50
		22106	HUNTERDON	NHP-0179 (327)	1,350	\$0.60			\$0.40
		22405	MONMOUTH	STATE	19,914	\$0.01	\$0.28	\$0.25	\$0.50
	2022Q2	22116	MERCER	CRRSAA-FLEX-0027 (304)	460	\$0.20	\$0.40	\$0.35	\$1.00
		22108	MERCER	NHP-0029 (327)	600	\$2.50	\$2.80	\$2.35	\$0.60
		22131	OCEAN	STBGP-D00S (595)	3,070	\$0.80	\$0.25		\$0.60
		22118	MIDDLESEX	NHP- 0018 (308)	11,330	\$0.01	\$0.22	\$0.01	\$0.40
		22107	OCEAN	NHP-0009 (328)	15,644	\$0.15	\$0.40	\$0.22	\$0.50
		22113	SOMERSET	NHP-0022 (351)	31,600	\$0.28	\$0.01	\$0.04	\$0.38

TRAFFIC MARKINGS LINES, LATEX, 12" / LF									
159313M	2022Q2	22118	MIDDLESEX	NHP- 0018 (308)	110	\$0.05	\$0.22	\$0.01	\$0.50

HISTORICAL BID PRICE LISTING
 BY REGION

REGION: C

PAY ITEM	CALENDAR QUARTER	CONTRACT NUMBER	COUNTY LOCATION	PROJECT DESCRIPTION	BID QUANTITY	AWARD PRICE	SECOND BIDDER	THIRD BIDDER	ESTIMATE

TRAFFIC MARKINGS LINES, LATEX, 12" / LF									
159313M	(cont)	22113	SOMERSET	NHP-0022 (351)	800	\$0.39	\$0.01	\$0.03	\$0.50
		22104	MERCER	NHP-0029(328)	825	\$0.60			\$1.00

TRAFFIC MARKINGS LINES, LATEX, 24" / LF									
159314M	2021Q4	22403	MERCER	STATE	2,500	\$1.57	\$1.50	\$1.60	\$3.30
		22403	MERCER	STATE	13,916	\$0.01	\$0.25	\$1.60	\$1.70
	2022Q1	22404	MIDDLESEX	STATE	2,500	\$1.57	\$1.00	\$0.02	\$3.30
		22106	HUNTERDON	NHP-0179 (327)	3,000	\$1.20			\$1.50
		22404	MIDDLESEX	STATE	8,835	\$1.57	\$0.75	\$0.02	\$1.70
		22405	MONMOUTH	STATE	21,846	\$0.01	\$1.60	\$1.50	\$1.70
	2022Q2	22108	MERCER	NHP-0029 (327)	300	\$7.50	\$8.30	\$4.91	\$3.00
		22116	MERCER	CRRSAA-FLEX-0027 (304)	380	\$1.00	\$1.15	\$1.10	\$2.00
		22104	MERCER	NHP-0029 (328)	600	\$0.72			\$2.00
		22131	OCEAN	STBGP-D00S (595)	2,700	\$2.35	\$1.75		\$1.50
		22118	MIDDLESEX	NHP- 0018 (308)	4,460	\$0.05	\$1.65	\$0.01	\$0.60
		22113	SOMERSET	NHP-0022 (351)	9,000	\$0.43	\$0.01	\$0.02	\$0.70
		22107	OCEAN	NHP-0009 (328)	19,692	\$1.00	\$0.90	\$1.10	\$1.50

TRAFFIC MARKINGS SYMBOLS, LATEX / SF									
159320M	2021Q4	22403	MERCER	STATE	1,250	\$2.62	\$3.00	\$3.25	\$5.50
		22403	MERCER	STATE	6,150	\$0.01	\$0.25	\$3.25	\$1.70
	2022Q1	22404	MIDDLESEX	STATE	1,172	\$3.15	\$1.00	\$0.02	\$1.70
		22404	MIDDLESEX	STATE	1,250	\$3.15	\$1.25	\$0.02	\$5.50
		22106	HUNTERDON	NHP-0179 (327)	3,750	\$1.32			\$2.00
		22405	MONMOUTH	STATE	9,546	\$0.01	\$3.15	\$3.00	\$1.70
	2022Q2	22116	MERCER	CRRSAA-FLEX-0027 (304)	190	\$1.50	\$1.15	\$1.10	\$4.00
		22131	OCEAN	STBGP-D00S (595)	710	\$3.30	\$4.00		\$2.00
		22118	MIDDLESEX	NHP- 0018 (308)	4,540	\$0.10	\$2.75	\$0.01	\$0.90
		22113	SOMERSET	NHP-0022 (351)	13,000	\$0.59	\$0.01	\$0.05	\$0.60
		22107	OCEAN	NHP-0009 (328)	14,788	\$1.50	\$1.20	\$1.65	\$2.00

HISTORICAL BID PRICE LISTING
 BY REGION

REGION: C

PAY ITEM	CALENDAR QUARTER	CONTRACT NUMBER	COUNTY LOCATION	PROJECT DESCRIPTION	BID QUANTITY	AWARD PRICE	SECOND BIDDER	THIRD BIDDER	ESTIMATE
FUEL PRICE ADJUSTMENT / DOLL									
160004M	2021Q4	22403	MERCER	STATE	68,400	\$1.00	\$1.00	\$1.00	\$1.00
	2022Q1	22404	MIDDLESEX	STATE	53,600	\$1.00	\$1.00	\$1.00	\$1.00
		22405	MONMOUTH	STATE	83,800	\$1.00	\$1.00	\$1.00	\$1.00
	2022Q2	22104	MERCER	NHP-0029 (328)	1	\$100.00			\$100.00
		22107	OCEAN	NHP-0009 (328)	1	\$142,600	\$142,600	\$142,600	\$142,600
		22108	MERCER	NHP-0029 (327)	1	\$600.00	\$600.00	\$600.00	\$600.00
		22112	MERCER	NHP-0029 (329)	1	\$14,200	\$14,200	\$14,200	\$14,200
		22113	SOMERSET	NHP-0022 (351)	1	\$35,100	\$35,100	\$35,100	\$35,100
		22116	MERCER	CRRSAA-FLEX-0027 (304)	1	\$400.00	\$400.00	\$400.00	\$400.00
		22118	MIDDLESEX	NHP- 0018 (308)	1	\$5,600	\$5,600	\$5,600	\$5,600
		22119	SOMERSET	NHP-0078 (332)	1	\$1,900	\$1,900	\$1,900	\$1,900
		22120	MIDDLESEX	NHP-0018 (309)	1	\$289,500	\$289,500	\$289,500	\$289,500
		22121	MONMOUTH	NHP-1015 (350)	1	\$800.00	\$800.00	\$800.00	\$800.00
		22131	OCEAN	STBGP-D00S (595)	1	\$11,000	\$11,000		\$11,000
		22464	MONMOUTH	N/A	1,000	\$1.00	\$1.00		\$1.00

ASPHALT PRICE ADJUSTMENT / DOLL									
160007M	2021Q4	22403	MERCER	STATE	119,300	\$1.00	\$1.00	\$1.00	\$1.00
	2022Q1	22106	HUNTERDON	NHP-0179 (327)	1	\$100.00			\$100.00
		22404	MIDDLESEX	STATE	101,300	\$1.00	\$1.00	\$1.00	\$1.00
		22405	MONMOUTH	STATE	163,400	\$1.00	\$1.00	\$1.00	\$1.00
	2022Q2	22104	MERCER	NHP-0029 (328)	1	\$100.00			\$100.00
		22107	OCEAN	NHP-0009 (328)	1	\$302,600	\$302,600	\$302,600	\$302,600
		22108	MERCER	NHP-0029 (327)	1	\$500.00	\$500.00	\$500.00	\$500.00
		22112	MERCER	NHP-0029 (329)	1	\$11,400	\$11,400	\$11,400	\$11,400
		22113	SOMERSET	NHP-0022 (351)	1	\$47,200	\$47,200	\$47,200	\$47,200
		22116	MERCER	CRRSAA-FLEX-0027 (304)	1	\$600.00	\$600.00	\$600.00	\$600.00
		22118	MIDDLESEX	NHP- 0018 (308)	1	\$11,900	\$11,900	\$11,900	\$11,900
		22119	SOMERSET	NHP-0078 (332)	1	\$2,400	\$2,400	\$2,400	\$2,400
		22120	MIDDLESEX	NHP-0018 (309)	1	\$581,500	\$581,500	\$581,500	\$581,500
		22121	MONMOUTH	NHP-1015 (350)	1	\$900.00	\$900.00	\$900.00	\$900.00
		22131	OCEAN	STBGP-D00S (595)	1	\$22,200	\$22,200		\$22,200

HISTORICAL BID PRICE LISTING
 BY REGION

REGION: C

PAY ITEM	CALENDAR QUARTER	CONTRACT NUMBER	COUNTY LOCATION	PROJECT DESCRIPTION	BID QUANTITY	AWARD PRICE	SECOND BIDDER	THIRD BIDDER	ESTIMATE
FINAL CLEANUP / LS									
161003P	2021Q4	20459	MERCER	NHP-D00S (454)	1	\$14,000	\$5,000	\$20,000	\$5,000
		20459	MERCER	NHP-D00S (454)	1	\$10,000	\$5,000	\$15,000	\$5,000
		20459	MERCER	NHP-D00S (454)	1	\$6,200	\$5,000	\$10,000	\$5,000
		20459	MERCER	NHP-D00S (454)	1	\$8,000	\$5,000	\$10,000	\$5,000
		20459	MERCER	NHP-D00S (454)	1	\$8,000	\$5,000	\$10,000	\$5,000
		20459	MERCER	NHP-D00S (454)	1	\$6,000	\$5,000	\$10,000	\$5,000
		20459	MERCER	NHP-D00S (454)	1	\$6,000	\$5,000	\$10,000	\$5,000
		20459	MERCER	NHP-D00S (454)	1	\$14,000	\$5,000	\$15,000	\$5,000
		20459	MERCER	NHP-D00S (454)	1	\$14,000	\$5,000	\$20,000	\$5,000
		20459	MERCER	NHP-D00S (454)	1	\$14,000	\$5,000	\$15,000	\$5,000
		20459	MERCER	NHP-D00S (454)	1	\$10,000	\$5,000	\$10,000	\$5,000
		22403	MERCER	STATE	1	\$5,000	\$5,000	\$20,000	\$5,000
	2022Q1	22106	HUNTERDON	NHP-0179 (327)	1	\$38,000			\$8,500
		22404	MIDDLESEX	STATE	1	\$10,000	\$5,000	\$2	\$5,000
		22405	MONMOUTH	STATE	1	\$64,500	\$5,500	\$20,000	\$5,000
	2022Q2	22104	MERCER	NHP-0029 (328)	1	\$38,000			\$8,500
		22107	OCEAN	NHP-0009 (328)	1	\$100,000	\$15,000	\$25,000	\$30,000
		22108	MERCER	NHP-0029 (327)	1	\$14,500	\$5,500	\$1	\$8,500
		22112	MERCER	NHP-0029 (329)	1	\$10,000	\$100	\$10,000	\$27,000
		22113	SOMERSET	NHP-0022 (351)	1	\$9,500	\$5,000	\$3,000	\$15,000
		22116	MERCER	CRRSAA-FLEX-0027 (304)	1	\$15,500	\$25,000	\$5,600	\$7,000
		22118	MIDDLESEX	NHP- 0018 (308)	1	\$2,000	\$10,000	\$5,000	\$8,500
		22119	SOMERSET	NHP-0078 (332)	1	\$5,000	\$2,500	\$25,099	\$20,000
		22120	MIDDLESEX	NHP-0018 (309)	1	\$500,000	\$50,000	\$50,000	\$50,000
		22121	MONMOUTH	NHP-1015 (350)	1	\$15,000	\$12,000	\$2,500	\$10,000
		22131	OCEAN	STBGP-D00S (595)	1	\$25,000	\$20,000		\$8,500

HISTORICAL BID PRICE LISTING
 BY REGION

REGION: C

PAY ITEM	CALENDAR QUARTER	CONTRACT NUMBER	COUNTY LOCATION	PROJECT DESCRIPTION	BID QUANTITY	AWARD PRICE	SECOND BIDDER	THIRD BIDDER	ESTIMATE
VIBRATION MONITORING / LS									
162006P	2022Q2	22112	MERCER	NHP-0029 (329)	1	\$170,000	\$25,000	\$75,000	\$60,000
		22120	MIDDLESEX	NHP-0018 (309)	1	\$50,000	\$100,000	\$135,000	\$160,000
		22121	MONMOUTH	NHP-1015 (350)	1	\$23,500	\$18,000	\$25,000	\$20,000

HISTORICAL BID PRICE LISTING
BY REGION

REGION: C

PAY ITEM	CALENDAR QUARTER	CONTRACT NUMBER	COUNTY LOCATION	PROJECT DESCRIPTION	BID QUANTITY	AWARD PRICE	SECOND BIDDER	THIRD BIDDER	ESTIMATE
CLEARING SITE / LS									
201003P	2021Q4	20466	MONMOUTH	NHP-D00S (456)	1	\$20,000	\$25,000	\$24,000	\$72,000
		22403	MERCER	STATE	1	\$40,000	\$5,000	\$5,000	\$20,000
	2022Q1	22106	HUNTERDON	NHP-0179 (327)	1	\$40,000			\$40,000
		22404	MIDDLESEX	STATE	1	\$5,000	\$5,000	\$5,000	\$20,000
		22405	MONMOUTH	STATE	1	\$5,000	\$5,000	\$5,000	\$20,000
	2022Q2	22104	MERCER	NHP-0029 (328)	1	\$40,000			\$40,000
		22107	OCEAN	NHP-0009 (328)	1	\$1,829,145	\$1,600,000	\$1,238,577	\$500,000
		22108	MERCER	NHP-0029 (327)	1	\$37,500	\$40,000	\$50,000	\$40,000
		22112	MERCER	NHP-0029 (329)	1	\$325,000	\$325,000	\$325,000	\$325,000
		22113	SOMERSET	NHP-0022 (351)	1	\$24,750	\$5,000	\$5,000	\$60,000
		22116	MERCER	CRRSAA-FLEX-0027 (304)	1	\$32,364	\$34,000	\$25,000	\$25,000
		22118	MIDDLESEX	NHP- 0018 (308)	1	\$4,000	\$40,000	\$5,000	\$40,000
		22119	SOMERSET	NHP-0078 (332)	1	\$65,000	\$150,000	\$150,000	\$150,000
		22120	MIDDLESEX	NHP-0018 (309)	1	\$500,000	\$500,000	\$500,000	\$500,000
		22121	MONMOUTH	NHP-1015 (350)	1	\$50,000	\$50,000	\$50,000	\$50,000
		22131	OCEAN	STBGP-D00S (595)	1	\$40,000	\$40,000		\$40,000

CLEARING SITE, BRIDGE () / LS									
201006P	2022Q2	22119	SOMERSET	NHP-0078 (332)	1	\$111,000	\$110,000	\$111,000	\$111,000
		22119	SOMERSET	NHP-0078 (332)	1	\$112,000	\$112,000	\$112,000	\$112,000
		22121	MONMOUTH	NHP-1015 (350)	1	\$150,000	\$165,000	\$165,000	\$165,000

CLEARING SITE, STRUCTURE () / LS									
201009P	2022Q2	22112	MERCER	NHP-0029 (329)	1	\$726,000	\$726,000	\$726,000	\$726,000

DEMOLITION (), PARCEL () / U									
201033M	2022Q2	22107	OCEAN	NHP-0009 (328)	1	\$65,000	\$30,000	\$125,000	\$8,000

TEMPORARY SHIELDING / LS									
201039P	2022Q2	22119	SOMERSET	NHP-0078 (332)	1	\$325,000	\$400,000	\$400,000	\$140,000

HISTORICAL BID PRICE LISTING
 BY REGION

REGION: C

PAY ITEM	CALENDAR QUARTER	CONTRACT NUMBER	COUNTY LOCATION	PROJECT DESCRIPTION	BID QUANTITY	AWARD PRICE	SECOND BIDDER	THIRD BIDDER	ESTIMATE

TEMPORARY SHIELDING / LS									
201039P	(cont)	22119	SOMERSET	NHP-0078 (332)	1	\$325,000	\$400,000	\$400,000	\$140,000

REMOVAL/DISPOSAL OF ASBESTOS ROOFING / SF									
201071P	2022Q2	22119	SOMERSET	NHP-0078 (332)	100	\$25.00	\$1.00	\$107.00	\$75.00
		22119	SOMERSET	NHP-0078 (332)	100	\$25.00	\$1.00	\$107.00	\$75.00

HISTORICAL BID PRICE LISTING
BY REGION

REGION: C

PAY ITEM	CALENDAR QUARTER	CONTRACT NUMBER	COUNTY LOCATION	PROJECT DESCRIPTION	BID QUANTITY	AWARD PRICE	SECOND BIDDER	THIRD BIDDER	ESTIMATE

STRIPPING / ACRE									
202003P	2022Q2	22112	MERCER	NHP-0029 (329)	1	\$30,000	\$50,000	\$25,000	\$2,900
		22120	MIDDLESEX	NHP-0018 (309)	1	\$3,500	\$25,000	\$26,000	\$3,000
		22107	OCEAN	NHP-0009 (328)	14	\$5,000	\$14,000	\$20,000	\$7,000

EXCAVATION, TEST PIT / CY									
202006M	2022Q1	22428	MERCER	100% STATE	65	\$50.00	\$100.00		\$100.00
	2022Q2	22131	OCEAN	STBGP-D00S (595)	3	\$2,000	\$15,000		\$235.00
		22119	SOMERSET	NHP-0078 (332)	4	\$450	\$1,000	\$125	\$250.00
		22121	MONMOUTH	NHP-1015 (350)	5	\$600.00	\$500.00	\$200.00	\$300.00
		22116	MERCER	CRRSAA-FLEX-0027 (304)	10	\$300.00	\$400.00	\$414.00	\$400.00
		22107	OCEAN	NHP-0009 (328)	11	\$750.00	\$750.00	\$250.00	\$115.00
		22112	MERCER	NHP-0029 (329)	50	\$150.00	\$700.00	\$400.00	\$135.00
		22464	MONMOUTH	N/A	50	\$10.00	\$1.00		\$10.00
		22108	MERCER	NHP-0029 (327)	260	\$75.00	\$250.00	\$100.00	\$77.00
		22120	MIDDLESEX	NHP-0018 (309)	678	\$200.00	\$350.00	\$160.00	\$118.00

EXCAVATION, UNCLASSIFIED / CY									
202009P	2021Q4	22403	MERCER	STATE	100	\$25.00	\$10.00	\$35.00	\$75.00
		22403	MERCER	STATE	1,000	\$1.00	\$1.00	\$95.00	\$27.00
	2022Q1	22404	MIDDLESEX	STATE	100	\$25.00	\$25.00	\$2.00	\$75.00
		22405	MONMOUTH	STATE	100	\$25.00	\$10.00	\$10.00	\$75.00
		22404	MIDDLESEX	STATE	1,000	\$1.00	\$1.00	\$0.02	\$27.00
	2022Q2	22113	SOMERSET	NHP-0022 (351)	31	\$94.50	\$45.00	\$1.00	\$125.00
		22108	MERCER	NHP-0029 (327)	84	\$75.00	\$325.00	\$100.00	\$115.00
		22119	SOMERSET	NHP-0078 (332)	200	\$60.00	\$75.00	\$150.00	\$75.00
		22119	SOMERSET	NHP-0078 (332)	200	\$46.00	\$75.00	\$150.00	\$75.00
		22121	MONMOUTH	NHP-1015 (350)	270	\$70.00	\$120.00	\$71.00	\$60.00
		22121	MONMOUTH	NHP-1015 (350)	1,050	\$65.00	\$85.00	\$55.00	\$60.00
		22119	SOMERSET	NHP-0078 (332)	2,296	\$51.00	\$75.00	\$150.00	\$75.00
		22112	MERCER	NHP-0029 (329)	5,735	\$60.00	\$60.00	\$65.00	\$55.00
		22112	MERCER	NHP-0029 (329)	8,580	\$50.00	\$45.00	\$65.00	\$55.00

HISTORICAL BID PRICE LISTING
 BY REGION

REGION: C

PAY ITEM	CALENDAR QUARTER	CONTRACT NUMBER	COUNTY LOCATION	PROJECT DESCRIPTION	BID QUANTITY	AWARD PRICE	SECOND BIDDER	THIRD BIDDER	ESTIMATE

EXCAVATION, UNCLASSIFIED / CY									
202009P	(cont)	22120	MIDDLESEX	NHP-0018 (309)	17,876	\$60.00	\$95.00	\$90.00	\$43.00
		22107	OCEAN	NHP-0009 (328)	40,384	\$16.00	\$45.00	\$60.00	\$12.00

ROCK DOWEL PULL TEST / U									
202014M	2022Q2	22119	SOMERSET	NHP-0078 (332)	2	\$795	\$4,000	\$3,000	\$2,000

EXCAVATION, ACID PRODUCING SOIL / CY									
202018P	2022Q2	22120	MIDDLESEX	NHP-0018 (309)	6,734	\$30.00	\$65.00	\$25.00	\$53.00

REMOVAL AND DISPOSAL OF TRANSITE PIPE / LF									
202019M	2022Q2	22120	MIDDLESEX	NHP-0018 (309)	4,000	\$25.50	\$45.00	\$17.00	\$44.00

REMOVAL OF PAVEMENT / SY									
202021P	2022Q2	22116	MERCER	CRRSAA-FLEX-0027 (304)	141	\$50.00	\$85.00	\$115.00	\$65.00
		22121	MONMOUTH	NHP-1015 (350)	620	\$24.00	\$50.00	\$46.00	\$40.00
		22119	SOMERSET	NHP-0078 (332)	900	\$15.00	\$27.00	\$49.00	\$40.00
		22112	MERCER	NHP-0029 (329)	3,939	\$56.00	\$60.00	\$48.00	\$85.00
		22107	OCEAN	NHP-0009 (328)	33,164	\$10.75	\$20.00	\$20.00	\$10.00
		22120	MIDDLESEX	NHP-0018 (309)	56,864	\$12.50	\$28.00	\$30.00	\$14.00

DISPOSAL OF REGULATED MATERIAL / T									
202024M	2021Q4	22419	MONMOUTH	N/A	80	\$62.00	\$50.00	\$35.00	\$50.00
		22413	HUNTERDON	N/A	100	\$0.01	\$50.00	\$50.00	\$70.00
		22416	HUNTERDON	N/A	100	\$50.00	\$35.00	\$50.00	\$100.00
		22435	HUNTERDON	N/A	100	\$75.00	\$85.00	\$85.00	\$95.00
		22432	MONMOUTH	100% State	1,000	\$25.00	\$25.00	\$50.00	\$85.00

DISPOSAL OF ACID PRODUCING SOIL / T									
202039M	2022Q2	22120	MIDDLESEX	NHP-0018 (309)	11,820	\$14.00	\$35.00	\$5.00	\$35.00

HISTORICAL BID PRICE LISTING
 BY REGION

REGION: C

PAY ITEM	CALENDAR QUARTER	CONTRACT NUMBER	COUNTY LOCATION	PROJECT DESCRIPTION	BID QUANTITY	AWARD PRICE	SECOND BIDDER	THIRD BIDDER	ESTIMATE
EXCAVATION, ROCK SCALING / SY									
202047M	2022Q2	22119	SOMERSET	NHP-0078 (332)	3,323	\$21.00	\$60.00	\$150.00	\$50.00

SUBSOIL SCARIFICATION / SY									
202050M	2022Q2	22120	MIDDLESEX	NHP-0018 (309)	1,000	\$3.18	\$1.00	\$1.00	\$5.00

HISTORICAL BID PRICE LISTING
 BY REGION

REGION: C

PAY ITEM	CALENDAR QUARTER	CONTRACT NUMBER	COUNTY LOCATION	PROJECT DESCRIPTION	BID QUANTITY	AWARD PRICE	SECOND BIDDER	THIRD BIDDER	ESTIMATE
ROCK DOWEL 16 FT / U									
202116M	2022Q2	22119	SOMERSET	NHP-0078 (332)	15	\$2,100	\$3,600	\$10,000	\$2,000

HISTORICAL BID PRICE LISTING
 BY REGION

REGION: C

PAY ITEM	CALENDAR QUARTER	CONTRACT NUMBER	COUNTY LOCATION	PROJECT DESCRIPTION	BID QUANTITY	AWARD PRICE	SECOND BIDDER	THIRD BIDDER	ESTIMATE
I-9 SOIL AGGREGATE / CY									
203009P	2022Q2	22119	SOMERSET	NHP-0078 (332)	90	\$100.00	\$100.00	\$103.00	\$85.00
		22119	SOMERSET	NHP-0078 (332)	96	\$100.00	\$100.00	\$101.00	\$85.00
		22121	MONMOUTH	NHP-1015 (350)	650	\$118.00	\$80.00	\$110.00	\$65.00
		22112	MERCER	NHP-0029 (329)	4,664	\$100.00	\$75.00	\$0.01	\$90.00
I-14 SOIL AGGREGATE / CY									
203021P	2022Q2	22121	MONMOUTH	NHP-1015 (350)	10	\$53.00	\$100.00	\$1.00	\$25.00
		22108	MERCER	NHP-0029 (327)	18	\$9.25	\$207.00	\$101.00	\$66.00
		22116	MERCER	CRRSAA-FLEX-0027 (304)	51	\$35.00	\$140.00	\$290.00	\$76.00
		22120	MIDDLESEX	NHP-0018 (309)	1,749	\$8.20	\$18.00	\$35.00	\$30.00
GEOTEXTILE / SY									
203040M	2021Q4	22403	MERCER	STATE	500	\$1.00	\$1.00	\$1.00	\$2.20
	2022Q1	22404	MIDDLESEX	STATE	500	\$1.00	\$1.00	\$0.02	\$2.20
	2022Q2	22107	OCEAN	NHP-0009 (328)	3,931	\$0.90	\$4.00	\$4.00	\$1.00
GEOTEXTILE, ROADWAY STABILIZATION / SY									
203041P	2022Q2	22120	MIDDLESEX	NHP-0018 (309)	60,000	\$0.50	\$1.50	\$2.50	\$2.50
GEOGRID REINFORCEMENT / SY									
203043P	2022Q2	22120	MIDDLESEX	NHP-0018 (309)	725	\$50.00	\$60.00	\$6.00	\$2.00
CONTROLLED LOW STRENGTH MATERIAL / CY									
203050M	2022Q2	22112	MERCER	NHP-0029 (329)	2	\$200	\$2,300	\$2,000	\$300.00
		22120	MIDDLESEX	NHP-0018 (309)	500	\$1.00	\$325.00	\$240.00	\$600.00
LIGHTWEIGHT SOIL AGGREGATE / CY									
203056P	2022Q2	22112	MERCER	NHP-0029 (329)	5,096	\$105.00	\$163.00	\$150.00	\$120.00

HISTORICAL BID PRICE LISTING
 BY REGION

REGION: C

PAY ITEM	CALENDAR QUARTER	CONTRACT NUMBER	COUNTY LOCATION	PROJECT DESCRIPTION	BID QUANTITY	AWARD PRICE	SECOND BIDDER	THIRD BIDDER	ESTIMATE
GEOSYNTHETIC CLAY LINER / SY									
203100P	2022Q2	22107	OCEAN	NHP-0009(328)	2,085	\$31.50	\$30.00	\$17.00	\$45.00

HISTORICAL BID PRICE LISTING
 BY REGION

REGION: C

PAY ITEM ----- SUBBASE / CY	CALENDAR QUARTER -----	CONTRACT NUMBER -----	COUNTY LOCATION -----	PROJECT DESCRIPTION -----	BID QUANTITY -----	AWARD PRICE -----	SECOND BIDDER -----	THIRD BIDDER -----	ESTIMATE -----
301006P	2022Q2	22119	SOMERSET	NHP-0078 (332)	30	\$120.00	\$100.00	\$100.00	\$70.00
		22119	SOMERSET	NHP-0078 (332)	30	\$120.00	\$100.00	\$100.00	\$70.00
		22119	SOMERSET	NHP-0078 (332)	220	\$75.00	\$100.00	\$150.00	\$60.00
		22121	MONMOUTH	NHP-1015 (350)	230	\$98.00	\$120.00	\$89.00	\$71.00
		22107	OCEAN	NHP-0009 (328)	235	\$130.00	\$57.00	\$148.00	\$70.00
		22112	MERCER	NHP-0029 (329)	2,082	\$90.00	\$80.00	\$75.00	\$55.00

HISTORICAL BID PRICE LISTING
 BY REGION

REGION: C

PAY ITEM	CALENDAR QUARTER	CONTRACT NUMBER	COUNTY LOCATION	PROJECT DESCRIPTION	BID QUANTITY	AWARD PRICE	SECOND BIDDER	THIRD BIDDER	ESTIMATE
DENSE-GRADED AGGREGATE BASE COURSE, 6" T / SY									
302036P	2022Q2	22113	SOMERSET	NHP-0022 (351)	47	\$53.35	\$35.00	\$1.00	\$35.00
		22112	MERCER	NHP-0029 (329)	790	\$20.00	\$12.00	\$16.00	\$17.00
		22121	MONMOUTH	NHP-1015 (350)	910	\$17.00	\$22.00	\$20.00	\$20.00
		22107	OCEAN	NHP-0009 (328)	14,534	\$15.59	\$26.00	\$15.00	\$10.00
DENSE-GRADED AGGREGATE BASE COURSE, 8" T / SY									
302042P	2022Q2	22119	SOMERSET	NHP-0078 (332)	985	\$19.00	\$20.00	\$30.00	\$22.00
		22112	MERCER	NHP-0029 (329)	9,262	\$18.00	\$35.00	\$28.00	\$16.00
		22120	MIDDLESEX	NHP-0018 (309)	53,733	\$17.90	\$22.00	\$28.00	\$12.00
DENSE-GRADED AGGREGATE BASE COURSE, 12" / SY									
302048P	2022Q2	22107	OCEAN	NHP-0009 (328)	37,389	\$20.25	\$30.00	\$42.00	\$19.00
DENSE-GRADED AGGREGATE BASE COURSE, VARI / CY									
302051P	2021Q4	22403	MERCER	STATE	100	\$30.00	\$10.00	\$20.00	\$65.00
		22403	MERCER	STATE	350	\$10.00	\$10.00	\$80.00	\$44.00
	2022Q1	22106	HUNTERDON	NHP-0179 (327)	1	\$1,000			\$43.00
		22404	MIDDLESEX	STATE	100	\$35.00	\$30.00	\$2.00	\$65.00
		22405	MONMOUTH	STATE	100	\$30.00	\$10.00	\$12.00	\$65.00
		22404	MIDDLESEX	STATE	350	\$10.00	\$20.00	\$0.02	\$44.00
	2022Q2	22104	MERCER	NHP-0029 (328)	2	\$1,000			\$84.00
		22131	OCEAN	STBGP-D00S (595)	13	\$200.00	\$300.00		\$25.00
		22121	MONMOUTH	NHP-1015 (350)	30	\$50.00	\$140.00	\$115.00	\$65.00
		22119	SOMERSET	NHP-0078 (332)	250	\$59.00	\$50.00	\$100.00	\$50.00
		22120	MIDDLESEX	NHP-0018 (309)	7,013	\$25.00	\$40.00	\$70.00	\$53.00
COARSE AGGREGATE, SIZE NO. 57 / CY									
302060P	2021Q4	22403	MERCER	STATE	125	\$10.00	\$10.00	\$80.00	\$81.00

HISTORICAL BID PRICE LISTING
 BY REGION

REGION: C

PAY ITEM	CALENDAR QUARTER	CONTRACT NUMBER	COUNTY LOCATION	PROJECT DESCRIPTION	BID QUANTITY	AWARD PRICE	SECOND BIDDER	THIRD BIDDER	ESTIMATE
COARSE AGGREGATE, SIZE NO. 57 / CY									
302060P	2022Q1	22404	MIDDLESEX	STATE	125	\$10.00	\$20.00	\$0.02	\$81.00
	2022Q2	22107	OCEAN	NHP-0009 (328)	643	\$100.00	\$175.00	\$125.00	\$100.00

HISTORICAL BID PRICE LISTING
 BY REGION

REGION: C

PAY ITEM	CALENDAR CONTRACT QUARTER NUMBER	COUNTY LOCATION	PROJECT DESCRIPTION	BID QUANTITY	AWARD PRICE	SECOND BIDDER	THIRD BIDDER	ESTIMATE
-----	-----	-----	-----	-----	-----	-----	-----	-----
CONCRETE BASE COURSE, 8" THICK / SY								
304003P	2022Q2 22107	OCEAN	NHP-0009(328)	235	\$150.00	\$140.00	\$142.00	\$130.00

HISTORICAL BID PRICE LISTING
BY REGION

REGION: C

PAY ITEM	CALENDAR QUARTER	CONTRACT NUMBER	COUNTY LOCATION	PROJECT DESCRIPTION	BID QUANTITY	AWARD PRICE	SECOND BIDDER	THIRD BIDDER	ESTIMATE

HMA MILLING, 3" OR LESS / SY									
401009P	2021Q4	22403	MERCER	STATE	185,000	\$1.00	\$2.00	\$3.60	\$3.50
		22403	MERCER	STATE	212,753	\$3.70	\$3.65	\$4.00	\$3.60
	2022Q1	22404	MIDDLESEX	STATE	176,613	\$4.10	\$6.35	\$6.00	\$3.60
		22404	MIDDLESEX	STATE	185,000	\$1.00	\$1.00	\$0.02	\$3.50
		22405	MONMOUTH	STATE	434,142	\$3.33	\$3.90	\$3.50	\$3.60
	2022Q2	22112	MERCER	NHP-0029 (329)	1,167	\$11.00	\$10.00	\$20.00	\$8.00
		22121	MONMOUTH	NHP-1015 (350)	1,500	\$6.00	\$8.00	\$10.00	\$8.00
		22116	MERCER	CRRSAA-FLEX-0027 (304	3,859	\$5.70	\$7.25	\$16.00	\$20.00
		22131	OCEAN	STBGP-D00S (595)	47,513	\$9.00	\$4.75		\$8.00
		22107	OCEAN	NHP-0009 (328)	178,380	\$5.00	\$4.00	\$4.25	\$4.00
		22120	MIDDLESEX	NHP-0018 (309)	179,307	\$5.25	\$6.00	\$7.00	\$4.00

HMA MILLING, MORE THAN 3" TO 6" / SY									
401012P	2021Q4	22403	MERCER	STATE	18,500	\$0.01	\$1.00	\$5.75	\$2.00
		22404	MIDDLESEX	STATE	18,500	\$0.10	\$1.00	\$0.02	\$2.00
	2022Q2	22120	MIDDLESEX	NHP-0018 (309)	112,604	\$5.25	\$7.75	\$10.00	\$6.00

CONCRETE MILLING / SY									
401015P	2021Q4	22403	MERCER	STATE	1,000	\$1.00	\$10.00	\$4.00	\$6.00
		22403	MERCER	STATE	2,000	\$1.00	\$5.00	\$4.50	\$8.80
	2022Q1	22404	MIDDLESEX	STATE	1,000	\$1.00	\$1.00	\$0.02	\$6.00
		22404	MIDDLESEX	STATE	2,000	\$1.00	\$1.00	\$1.00	\$8.80
		22405	MONMOUTH	STATE	12,000	\$1.00	\$0.01	\$8.00	\$6.00
	2022Q2	22107	OCEAN	NHP-0009 (328)	2,000	\$10.00	\$30.00	\$12.00	\$20.00

MICRO-MILLING / SY									
401017P	2022Q1	22106	HUNTERDON	NHP-0179 (327)	3,814	\$25.00			\$15.00

HISTORICAL BID PRICE LISTING
 BY REGION

REGION: C

PAY ITEM	CALENDAR QUARTER	CONTRACT NUMBER	COUNTY LOCATION	PROJECT DESCRIPTION	BID QUANTITY	AWARD PRICE	SECOND BIDDER	THIRD BIDDER	ESTIMATE

MICRO-MILLING / SY									
401017P	2022Q2	22104	MERCER	NHP-0029 (328)	876	\$32.00			\$15.00
		22118	MIDDLESEX	NHP- 0018 (308)	115,319	\$2.45	\$2.55	\$3.85	\$5.00
		22113	SOMERSET	NHP-0022 (351)	368,715	\$2.05	\$3.00	\$2.70	\$5.00

HOT MIX ASPHALT PAVEMENT REPAIR / SY									
401021M	2021Q4	22403	MERCER	STATE	261	\$95.00	\$120.00	\$88.00	\$80.00
		22403	MERCER	STATE	1,500	\$10.00	\$15.00	\$54.00	\$55.00
	2022Q1	22106	HUNTERDON	NHP-0179 (327)	9	\$815.33			\$84.00
		22405	MONMOUTH	STATE	100	\$75.00	\$125.00	\$150.00	\$80.00
		22404	MIDDLESEX	STATE	110	\$95.00	\$75.00	\$0.02	\$80.00
		22404	MIDDLESEX	STATE	1,500	\$10.00	\$25.00	\$10.00	\$55.00
	2022Q2	22121	MONMOUTH	NHP-1015 (350)	40	\$125.00	\$200.00	\$500.00	\$80.00
		22104	MERCER	NHP-0029 (328)	75	\$498.63			\$37.00
		22131	OCEAN	STBGP-D00S (595)	86	\$90.00	\$200.00		\$120.00
		22119	SOMERSET	NHP-0078 (332)	100	\$85.00	\$200.00	\$80.00	\$40.00
		22113	SOMERSET	NHP-0022 (351)	129	\$105.00	\$95.00	\$20.00	\$110.00
		22118	MIDDLESEX	NHP- 0018 (308)	157	\$10.00	\$100.00	\$95.00	\$100.00
		22107	OCEAN	NHP-0009 (328)	8,920	\$35.00	\$40.00	\$110.00	\$25.00
		22120	MIDDLESEX	NHP-0018 (309)	15,000	\$30.00	\$42.00	\$10.00	\$65.00

SEALING OF CRACKS IN HOT MIX ASPHALT SUR / LF									
401024M	2021Q4	22403	MERCER	STATE	2,250	\$0.01	\$1.00	\$0.85	\$1.10
	2022Q1	22106	HUNTERDON	NHP-0179 (327)	2,000	\$8.00			\$2.00
		22404	MIDDLESEX	STATE	2,250	\$0.01	\$0.75	\$0.02	\$1.10
	2022Q2	22104	MERCER	NHP-0029 (328)	2,500	\$4.50			\$3.00

POLYMERIZED JOINT ADHESIVE / LF									
401027M	2021Q4	22403	MERCER	STATE	200,000	\$0.01	\$0.10	\$0.44	\$0.42

HISTORICAL BID PRICE LISTING
BY REGION

REGION: C

PAY ITEM	CALENDAR QUARTER	CONTRACT NUMBER	COUNTY LOCATION	PROJECT DESCRIPTION	BID QUANTITY	AWARD PRICE	SECOND BIDDER	THIRD BIDDER	ESTIMATE
POLYMERIZED JOINT ADHESIVE / LF									
401027M	(cont)	22403	MERCER	STATE	209,052	\$0.34	\$0.15	\$0.30	\$0.40
	2022Q1	22404	MIDDLESEX	STATE	152,220	\$0.01	\$0.28	\$0.02	\$0.35
		22404	MIDDLESEX	STATE	200,000	\$0.01	\$0.40	\$0.02	\$0.42
		22405	MONMOUTH	STATE	419,993	\$0.34	\$0.02	\$0.18	\$0.40
	2022Q2	22119	SOMERSET	NHP-0078 (332)	856	\$1.10	\$1.00	\$2.50	\$3.00
		22121	MONMOUTH	NHP-1015 (350)	1,770	\$5.00	\$3.00	\$2.00	\$3.00
		22116	MERCER	CRRSAA-FLEX-0027 (304)	3,810	\$0.01	\$0.01	\$1.40	\$3.00
		22131	OCEAN	STBGP-D00S (595)	12,400	\$1.25	\$1.00		\$1.00
		22112	MERCER	NHP-0029 (329)	14,271	\$1.10	\$1.00	\$1.50	\$1.00
		22118	MIDDLESEX	NHP- 0018 (308)	90,000	\$0.36	\$0.30	\$0.35	\$0.50
		22107	OCEAN	NHP-0009 (328)	203,810	\$0.20	\$2.00	\$0.33	\$0.30
		22120	MIDDLESEX	NHP-0018 (309)	217,175	\$0.35	\$0.85	\$1.30	\$0.40
		22113	SOMERSET	NHP-0022 (351)	320,000	\$0.01	\$0.34	\$0.36	\$0.50

TACK COAT / GAL									
401030M	2021Q4	22403	MERCER	STATE	35,000	\$0.01	\$0.01	\$3.55	\$1.10
		22403	MERCER	STATE	35,083	\$0.01	\$0.01	\$0.01	\$1.00
	2022Q1	22106	HUNTERDON	NHP-0179 (327)	27,500	\$3.20			\$4.00
		22404	MIDDLESEX	STATE	29,141	\$0.01	\$0.01	\$0.02	\$1.00
		22404	MIDDLESEX	STATE	35,000	\$0.01	\$0.01	\$0.02	\$1.10
		22405	MONMOUTH	STATE	71,633	\$0.01	\$0.01	\$0.01	\$1.00
	2022Q2	22121	MONMOUTH	NHP-1015 (350)	460	\$13.00	\$0.01	\$1.00	\$5.00
		22112	MERCER	NHP-0029 (329)	497	\$5.50	\$7.00	\$15.00	\$5.00
		22116	MERCER	CRRSAA-FLEX-0027 (304)	1,155	\$0.01	\$0.01	\$4.50	\$3.00
		22131	OCEAN	STBGP-D00S (595)	7,200	\$0.01	\$0.01		\$5.00
		22104	MERCER	NHP-0029 (328)	24,000	\$3.35			\$0.25
		22107	OCEAN	NHP-0009 (328)	31,840	\$3.00	\$5.00	\$6.12	\$0.50
		22118	MIDDLESEX	NHP- 0018 (308)	39,000	\$0.01	\$0.10	\$0.01	\$1.00
		22120	MIDDLESEX	NHP-0018 (309)	54,100	\$0.01	\$5.50	\$5.50	\$1.00
		22113	SOMERSET	NHP-0022 (351)	58,900	\$0.01	\$0.01	\$0.01	\$3.00

TACK COAT 64-22 / GAL									
401033M	2022Q2	22119	SOMERSET	NHP-0078 (332)	169	\$5.50	\$10.00	\$20.00	\$9.00

HISTORICAL BID PRICE LISTING
BY REGION

REGION: C

PAY ITEM	CALENDAR QUARTER	CONTRACT NUMBER	COUNTY LOCATION	PROJECT DESCRIPTION	BID QUANTITY	AWARD PRICE	SECOND BIDDER	THIRD BIDDER	ESTIMATE
PRIME COAT / GAL									
401036M	2022Q2	22121	MONMOUTH	NHP-1015 (350)	138	\$10.00	\$0.01	\$1.00	\$1.00
		22119	SOMERSET	NHP-0078 (332)	169	\$0.01	\$1.00	\$0.01	\$2.00
		22112	MERCER	NHP-0029 (329)	1,769	\$0.01	\$0.01	\$0.01	\$1.00
		22107	OCEAN	NHP-0009 (328)	18,100	\$0.01	\$7.00	\$5.50	\$0.50
		22120	MIDDLESEX	NHP-0018 (309)	162,200	\$0.01	\$0.01	\$0.01	\$1.00

HOT MIX ASPHALT 9.5 M 64 SURFACE COURSE / T									
401042M	2021Q4	22403	MERCER	STATE	2,000	\$113.00	\$136.00	\$100.00	\$92.00
	2022Q1	22404	MIDDLESEX	STATE	2,000	\$121.00	\$114.00	\$139.00	\$92.00

HOT MIX ASPHALT 9.5 ME SURFACE COURSE / T									
401049M	2021Q4	22403	MERCER	STATE	2,000	\$120.00	\$143.00	\$108.00	\$90.00
	2022Q1	22404	MIDDLESEX	STATE	2,000	\$134.50	\$124.00	\$148.00	\$90.00
	2022Q2	22120	MIDDLESEX	NHP-0018 (309)	26,893	\$125.00	\$140.00	\$158.00	\$90.00

HOT MIX ASPHALT 12.5 M 64 SURFACE COURSE / T									
401054M	2021Q4	22403	MERCER	STATE	4,000	\$113.00	\$145.00	\$100.00	\$80.00
		22403	MERCER	STATE	14,060	\$96.95	\$92.00	\$95.00	\$95.00
	2022Q1	22404	MIDDLESEX	STATE	4,000	\$121.00	\$114.00	\$144.00	\$80.00
		22404	MIDDLESEX	STATE	13,074	\$92.31	\$92.00	\$105.00	\$92.00
		22405	MONMOUTH	STATE	37,539	\$90.61	\$89.65	\$93.00	\$88.00
	2022Q2	22113	SOMERSET	NHP-0022 (351)	13	\$250.00	\$200.00	\$150.00	\$135.00
		22119	SOMERSET	NHP-0078 (332)	114	\$132.00	\$200.00	\$150.00	\$185.00
		22121	MONMOUTH	NHP-1015 (350)	280	\$150.00	\$150.00	\$200.00	\$175.00
		22116	MERCER	CRRSAA-FLEX-0027 (304)	444	\$150.00	\$210.00	\$250.00	\$180.00
		22107	OCEAN	NHP-0009 (328)	4,933	\$113.00	\$120.00	\$122.00	\$120.00

HOT MIX ASPHALT 12.5 M 76 SURFACE COURSE / T									
401060M	2022Q2	22112	MERCER	NHP-0029 (329)	982	\$225.00	\$250.00	\$165.00	\$155.00

HISTORICAL BID PRICE LISTING
 BY REGION

REGION: C

PAY ITEM	CALENDAR QUARTER	CONTRACT NUMBER	COUNTY LOCATION	PROJECT DESCRIPTION	BID QUANTITY	AWARD PRICE	SECOND BIDDER	THIRD BIDDER	ESTIMATE

HMA 12.5 M E SURFACE COURSE / T									
401061M	2021Q4	22403	MERCER	STATE	4,000	\$120.00	\$149.00	\$108.00	\$84.00
		22403	MERCER	STATE	8,001	\$99.40	\$99.00	\$104.00	\$100.00
	2022Q1	22404	MIDDLESEX	STATE	4,000	\$134.50	\$124.00	\$149.00	\$84.00
	2022Q2	22131	OCEAN	STBGP-D00S (595)	8,202	\$155.00	\$105.00		\$145.00

HOT MIX ASPHALT 12.5 M 64 INTERMEDIATE C / T									
401072M	2021Q4	22403	MERCER	STATE	1,000	\$85.00	\$90.00	\$100.00	\$79.00
	2022Q1	22404	MIDDLESEX	STATE	1,000	\$75.00	\$93.00	\$119.00	\$79.00

HMA 9.5 M E INTERMEDIATE COURSE / T									
401073M	2022Q2	22120	MIDDLESEX	NHP-0018 (309)	32,019	\$125.00	\$140.00	\$150.00	\$85.00

HMA 12.5 M E INTERMEDIATE COURSE / T									
401079M	2022Q2	22107	OCEAN	NHP-0009 (328)	23,848	\$100.00	\$110.00	\$132.00	\$105.00

HOT MIX ASPHALT 19 M 64 INTERMEDIATE COU / T									
401084M	2022Q2	22112	MERCER	NHP-0029 (329)	1,259	\$220.00	\$235.00	\$150.00	\$115.00

HOT MIX ASPHALT 25 M 64 BASE COURSE / T									
401099M	2021Q4	22403	MERCER	STATE	500	\$84.00	\$100.00	\$100.00	\$75.00
	2022Q1	22404	MIDDLESEX	STATE	500	\$84.00	\$97.00	\$109.00	\$75.00
	2022Q2	22121	MONMOUTH	NHP-1015 (350)	250	\$150.00	\$125.00	\$200.00	\$150.00

HISTORICAL BID PRICE LISTING
 BY REGION

REGION: C

PAY ITEM	CALENDAR QUARTER	CONTRACT NUMBER	COUNTY LOCATION	PROJECT DESCRIPTION	BID QUANTITY	AWARD PRICE	SECOND BIDDER	THIRD BIDDER	ESTIMATE
HOT MIX ASPHALT 25 M 64 BASE COURSE / T									
401099M	(cont)	22119	SOMERSET	NHP-0078 (332)	456	\$137.00	\$200.00	\$150.00	\$80.00
		22107	OCEAN	NHP-0009 (328)	23,619	\$110.00	\$105.00	\$112.00	\$95.00
		22120	MIDDLESEX	NHP-0018 (309)	40,205	\$137.50	\$130.00	\$158.00	\$83.00

HISTORICAL BID PRICE LISTING
 BY REGION

REGION: C

PAY ITEM	CALENDAR QUARTER	CONTRACT NUMBER	COUNTY LOCATION	PROJECT DESCRIPTION	BID QUANTITY	AWARD PRICE	SECOND BIDDER	THIRD BIDDER	ESTIMATE	
CORE SAMPLES, HOT MIX ASPHALT / U										
401108M	2021Q4	22403	MERCER	STATE	105	\$95.00	\$80.00	\$92.50	\$110.00	
		22403	MERCER	STATE	250	\$95.00	\$70.00	\$85.00	\$100.00	
	2022Q1	22404	MIDDLESEX	STATE	90	\$95.00	\$105.00	\$200.00	\$110.00	
		22405	MONMOUTH	STATE	215	\$95.00	\$98.00	\$75.00	\$110.00	
		22404	MIDDLESEX	STATE	250	\$95.00	\$95.00	\$0.02	\$100.00	
	2022Q2	22116	MERCER	CRRSAA-FLEX-0027 (304	10	\$25.00	\$75.00	\$145.00	\$150.00	
		22119	SOMERSET	NHP-0078 (332)	10	\$150.00	\$50.00	\$400.00	\$500.00	
		22121	MONMOUTH	NHP-1015 (350)	10	\$500.00	\$200.00	\$50.00	\$200.00	
		22118	MIDDLESEX	NHP- 0018 (308)	45	\$125.00	\$125.00	\$150.00	\$120.00	
		22131	OCEAN	STBGP-D00S (595)	50	\$350.00	\$115.00		\$220.00	
		22107	OCEAN	NHP-0009 (328)	300	\$85.00	\$100.00	\$180.00	\$95.00	
		22120	MIDDLESEX	NHP-0018 (309)	450	\$90.00	\$175.00	\$165.00	\$103.00	

	HMA LONGITUDINAL JOINT REPAIR / SY									
401113M	2022Q2	22118	MIDDLESEX	NHP- 0018 (308)	500	\$5.00	\$30.00	\$62.57	\$160.00	

HISTORICAL BID PRICE LISTING
 BY REGION

REGION: C

PAY ITEM	CALENDAR QUARTER	CONTRACT NUMBER	COUNTY LOCATION	PROJECT DESCRIPTION	BID QUANTITY	AWARD PRICE	SECOND BIDDER	THIRD BIDDER	ESTIMATE
STONE MATRIX ASPHALT 12.5 MM SURFACE COU / T									
404006M	2021Q4	22403	MERCER	STATE	1,500	\$149.50	\$157.00	\$145.00	\$120.00
		22403	MERCER	STATE	8,977	\$128.80	\$126.00	\$132.00	\$117.00
	2022Q1	22404	MIDDLESEX	STATE	1,500	\$164.00	\$140.00	\$164.00	\$120.00
		22404	MIDDLESEX	STATE	16,122	\$126.95	\$130.00	\$175.00	\$115.00
		22405	MONMOUTH	STATE	22,679	\$126.25	\$118.50	\$125.00	\$115.00

HISTORICAL BID PRICE LISTING
 BY REGION

REGION: C

PAY ITEM	CALENDAR QUARTER	CONTRACT NUMBER	COUNTY LOCATION	PROJECT DESCRIPTION	BID QUANTITY	AWARD PRICE	SECOND BIDDER	THIRD BIDDER	ESTIMATE
HIGH PERFORMANCE THIN OVERLAY / T									
406005M	2022Q2	22118	MIDDLESEX	NHP- 0018 (308)	6,659	\$160.00	\$165.00	\$176.20	\$155.00
		22107	OCEAN	NHP-0009 (328)	11,345	\$160.00	\$200.00	\$180.00	\$150.00
		22113	SOMERSET	NHP-0022 (351)	21,283	\$151.00	\$156.70	\$156.10	\$153.00

HISTORICAL BID PRICE LISTING
 BY REGION

REGION: C

PAY ITEM	CALENDAR QUARTER	CONTRACT NUMBER	COUNTY LOCATION	PROJECT DESCRIPTION	BID QUANTITY	AWARD PRICE	SECOND BIDDER	THIRD BIDDER	ESTIMATE

MICROPAVING JOINTS / LF									
421007M	2022Q1	22106	HUNTERDON	NHP-0179 (327)	32,200	\$4.10			\$5.00
	2022Q2	22104	MERCER	NHP-0029 (328)	54,000	\$4.10			\$5.00

SLURRY SEAL AGGREGATE, TYPE II / T									
421010M	2022Q1	22106	HUNTERDON	NHP-0179 (327)	1,779	\$121.79			\$145.00
	2022Q2	22104	MERCER	NHP-0029 (328)	1,514	\$121.79			\$145.00

SLURRY SEAL EMULSION / GAL									
421011M	2022Q1	22106	HUNTERDON	NHP-0179 (327)	52,669	\$11.09			\$11.00
	2022Q2	22104	MERCER	NHP-0029 (328)	44,662	\$11.09			\$11.00

HISTORICAL BID PRICE LISTING
 BY REGION

REGION: C

PAY ITEM	CALENDAR QUARTER	CONTRACT NUMBER	COUNTY LOCATION	PROJECT DESCRIPTION	BID QUANTITY	AWARD PRICE	SECOND BIDDER	THIRD BIDDER	ESTIMATE
FOG SEAL STRIP / LF									
422004M	2021Q4	22403	MERCER	STATE	5,000	\$1.57	\$1.25	\$1.00	\$1.00
		22403	MERCER	STATE	7,739	\$1.39	\$1.00	\$1.00	\$1.00
	2022Q1	22404	MIDDLESEX	STATE	5,000	\$1.57	\$1.00	\$0.02	\$1.00
		22405	MONMOUTH	STATE	6,219	\$1.42	\$1.45	\$1.50	\$1.00
		22404	MIDDLESEX	STATE	6,299	\$1.50	\$1.00	\$0.02	\$1.00
	2022Q2	22107	OCEAN	NHP-0009 (328)	15,223	\$1.20	\$1.30	\$1.00	\$1.50

HISTORICAL BID PRICE LISTING
 BY REGION

REGION: C

PAY ITEM	CALENDAR QUARTER	CONTRACT NUMBER	COUNTY LOCATION	PROJECT DESCRIPTION	BID QUANTITY	AWARD PRICE	SECOND BIDDER	THIRD BIDDER	ESTIMATE
FULL DEPTH CONCRETE PAVEMENT REPAIR, HMA / SY									
453006M	2021Q4	22403	MERCER	STATE	375	\$50.00	\$75.00	\$210.00	\$132.00
	2022Q1	22106	HUNTERDON	NHP-0179 (327)	2	\$2,169			\$140.00
		22405	MONMOUTH	STATE	200	\$50.00	\$100.00	\$175.00	\$225.00
		22404	MIDDLESEX	STATE	225	\$150.00	\$175.00	\$0.02	\$250.00
		22404	MIDDLESEX	STATE	375	\$50.00	\$100.00	\$50.00	\$132.00
	2022Q2	22116	MERCER	CRRSAA-FLEX-0027 (304)	23	\$100.00	\$165.00	\$528.00	\$200.00
		22107	OCEAN	NHP-0009 (328)	450	\$225.00	\$50.00	\$185.00	\$175.00
		22120	MIDDLESEX	NHP-0018 (309)	10,000	\$25.00	\$65.00	\$5.00	\$200.00

HISTORICAL BID PRICE LISTING
 BY REGION

REGION: C

PAY ITEM	CALENDAR QUARTER	CONTRACT NUMBER	COUNTY LOCATION	PROJECT DESCRIPTION	BID QUANTITY	AWARD PRICE	SECOND BIDDER	THIRD BIDDER	ESTIMATE
PERMANENT SHEETING / SF									
501006P	2022Q2	22121	MONMOUTH	NHP-1015(350)	80	\$560.00	\$100.00	\$785.00	\$525.00

TEMPORARY COFFERDAM / LS									
501009P	2022Q2	22121	MONMOUTH	NHP-1015(350)	1	\$602,330	\$380,000	\$808,000	\$355,000

PERMANENT COFFERDAM / LS									
501012P	2022Q2	22112	MERCER	NHP-0029(329)	1	\$3,634,500	\$3,762,000	\$5,000,000	\$3,370,000

HISTORICAL BID PRICE LISTING
 BY REGION

REGION: C

PAY ITEM	CALENDAR QUARTER	CONTRACT NUMBER	COUNTY LOCATION	PROJECT DESCRIPTION	BID QUANTITY	AWARD PRICE	SECOND BIDDER	THIRD BIDDER	ESTIMATE

FURNISHING EQUIPMENT FOR DRIVING PILES / LS									
502003P	2022Q2	22112	MERCER	NHP-0029 (329)	1	\$75,000	\$500,000	\$1,042,000	\$300,000
		22121	MONMOUTH	NHP-1015 (350)	1	\$350,000	\$25,000	\$100,000	\$250,000

TEST PILE, FURNISHED / LF									
502009M	2022Q2	22121	MONMOUTH	NHP-1015 (350)	260	\$61.00	\$85.00	\$85.00	\$60.00

TEST PILE, DRIVEN / LF									
502012M	2022Q2	22121	MONMOUTH	NHP-1015 (350)	244	\$5.00	\$75.00	\$85.00	\$120.00

MICROPILE / LF									
502016M	2022Q2	22112	MERCER	NHP-0029 (329)	10,665	\$176.00	\$204.00	\$165.00	\$200.00

DYNAMIC PILE LOAD TEST / U									
502018M	2022Q2	22121	MONMOUTH	NHP-1015 (350)	4	\$2,700	\$4,500	\$5,000	\$7,500

HISTORICAL BID PRICE LISTING
 BY REGION

REGION: C

PAY ITEM	CALENDAR QUARTER	CONTRACT NUMBER	COUNTY LOCATION	PROJECT DESCRIPTION	BID QUANTITY	AWARD PRICE	SECOND BIDDER	THIRD BIDDER	ESTIMATE

STEEL H-PILE, FURNISHED, HP 12 X 74 / LF									
502168M	2022Q2	22121	MONMOUTH	NHP-1015(350)	7,560	\$61.00	\$85.00	\$65.00	\$50.00

STEEL H-PILE, DRIVEN, HP 12 X 74 / LF									
502186M	2022Q2	22121	MONMOUTH	NHP-1015(350)	7,526	\$5.00	\$30.00	\$27.00	\$70.00

HISTORICAL BID PRICE LISTING
 BY REGION

REGION: C

PAY ITEM	CALENDAR QUARTER	CONTRACT NUMBER	COUNTY LOCATION	PROJECT DESCRIPTION	BID QUANTITY	AWARD PRICE	SECOND BIDDER	THIRD BIDDER	ESTIMATE
REINFORCEMENT STEEL, EPOXY-COATED / LB									
504006P	2022Q2	22112	MERCER	NHP-0029 (329)	32,000	\$2.25	\$2.35	\$3.00	\$2.00
		22119	SOMERSET	NHP-0078 (332)	41,278	\$2.45	\$3.00	\$3.00	\$2.00
		22119	SOMERSET	NHP-0078 (332)	42,545	\$2.45	\$3.00	\$3.00	\$2.00
REINFORCEMENT STEEL, GALVANIZED / LB									
504009P	2022Q2	22121	MONMOUTH	NHP-1015 (350)	25,100	\$2.35	\$3.00	\$3.00	\$3.00
CONCRETE FOOTING / CY									
504015P	2022Q2	22121	MONMOUTH	NHP-1015 (350)	156	\$500	\$480	\$1,200	\$800.00
CONCRETE WING WALL / CY									
504018P	2022Q2	22121	MONMOUTH	NHP-1015 (350)	42	\$1,900	\$2,300	\$1,300	\$1,750
CONCRETE ABUTMENT WALL / CY									
504024P	2022Q2	22119	SOMERSET	NHP-0078 (332)	40	\$2,950	\$2,500	\$2,000	\$2,000
		22119	SOMERSET	NHP-0078 (332)	40	\$2,800	\$2,500	\$2,000	\$2,000
EPOXY WATERPROOFING / SY									
504036P	2021Q4	20459	MERCER	NHP-D00S (454)	2,561	\$23.00	\$55.00	\$50.00	\$60.00
		20466	MONMOUTH	NHP-D00S (456)	3,345	\$50.00	\$57.50	\$45.00	\$50.00
	2022Q2	22119	SOMERSET	NHP-0078 (332)	82	\$44.00	\$50.00	\$66.00	\$75.00
		22119	SOMERSET	NHP-0078 (332)	82	\$44.00	\$50.00	\$66.00	\$75.00
		22112	MERCER	NHP-0029 (329)	2,542	\$66.00	\$50.00	\$40.00	\$80.00
		22112	MERCER	NHP-0029 (329)	4,089	\$66.00	\$50.00	\$40.00	\$110.00
CONCRETE STAINING / SY									
504048P	2022Q2	22121	MONMOUTH	NHP-1015 (350)	168	\$30.00	\$30.00	\$26.00	\$55.00

HISTORICAL BID PRICE LISTING
 BY REGION

REGION: C

PAY ITEM	CALENDAR QUARTER	CONTRACT NUMBER	COUNTY LOCATION	PROJECT DESCRIPTION	BID QUANTITY	AWARD PRICE	SECOND BIDDER	THIRD BIDDER	ESTIMATE
CONCRETE STAINING / SY									
504048P	(cont)	22112	MERCER	NHP-0029 (329)	2,366	\$19.00	\$23.00	\$35.00	\$80.00

CONCRETE PYLON / LF									
504053P	2022Q2	22107	OCEAN	NHP-0009 (328)	20	\$575	\$740	\$3,100	\$1,240

CONCRETE CAP / CY									
504085P	2022Q2	22121	MONMOUTH	NHP-1015 (350)	3	\$5,000	\$3,000	\$1,500	\$1,600

CONCRETE BRIDGE HEADWALL / CY									
504086P	2022Q2	22121	MONMOUTH	NHP-1015 (350)	14	\$1,800	\$2,000	\$2,000	\$1,200

HISTORICAL BID PRICE LISTING
 BY REGION

REGION: C

PAY ITEM	CALENDAR QUARTER	CONTRACT NUMBER	COUNTY LOCATION	PROJECT DESCRIPTION	BID QUANTITY	AWARD PRICE	SECOND BIDDER	THIRD BIDDER	ESTIMATE

PRECAST CONCRETE CULVERT / LF									
505057P	2022Q2	22121	MONMOUTH	NHP-1015 (350)	44	\$15,000	\$13,000	\$9,999	\$4,300

CONCRETE STEPS, PRECAST CONCRETE / LF									
505075P	2022Q2	22120	MIDDLESEX	NHP-0018 (309)	4	\$1,500	\$2,200	\$7,500	\$2,000

HISTORICAL BID PRICE LISTING
 BY REGION

REGION: C

PAY ITEM	CALENDAR QUARTER	CONTRACT NUMBER	COUNTY LOCATION	PROJECT DESCRIPTION	BID QUANTITY	AWARD PRICE	SECOND BIDDER	THIRD BIDDER	ESTIMATE
-----	-----	-----	-----	-----	-----	-----	-----	-----	-----
LUBRICATE BEARING / U									
506013P	2021Q4	20459	MERCER	NHP-D00S (454)	432	\$30.00	\$50.00	\$200.00	\$150.00
		20466	MONMOUTH	NHP-D00S (456)	821	\$35.00	\$55.00	\$30.00	\$65.00

HISTORICAL BID PRICE LISTING
 BY REGION

REGION: C

PAY ITEM	CALENDAR QUARTER	CONTRACT NUMBER	COUNTY LOCATION	PROJECT DESCRIPTION	BID QUANTITY	AWARD PRICE	SECOND BIDDER	THIRD BIDDER	ESTIMATE
STRIP SEAL EXPANSION JOINT ASSEMBLY / LF									
507015P	2022Q2	22119	SOMERSET	NHP-0078 (332)	88	\$1,100	\$550	\$1,056	\$500.00
		22119	SOMERSET	NHP-0078 (332)	88	\$1,100	\$550	\$1,056	\$500.00

CONCRETE BRIDGE DECK, HPC / CY									
507024P	2022Q2	22119	SOMERSET	NHP-0078 (332)	110	\$1,950	\$100	\$1,500	\$1,200
		22119	SOMERSET	NHP-0078 (332)	110	\$1,950	\$100	\$1,500	\$1,200

DATE PANEL / U									
507027M	2022Q2	22119	SOMERSET	NHP-0078 (332)	1	\$2,500	\$2,500	\$570	\$500.00
		22119	SOMERSET	NHP-0078 (332)	1	\$2,500	\$2,500	\$570	\$500.00

CONCRETE BRIDGE SIDEWALK, HPC / CY									
507033P	2022Q2	22108	MERCER	NHP-0029 (327)	16	\$2,780	\$1,500	\$4,000	\$1,100
		22119	SOMERSET	NHP-0078 (332)	35	\$1,200	\$800	\$1,322	\$1,000
		22119	SOMERSET	NHP-0078 (332)	35	\$1,200	\$800	\$1,322	\$1,000

CONCRETE BRIDGE PARAPET / LF									
507036P	2022Q2	22121	MONMOUTH	NHP-1015 (350)	72	\$400.00	\$600.00	\$350.00	\$1,150

BARRIER PARAPET MODIFICATIONS / LF									
507037P	2022Q2	22108	MERCER	NHP-0029 (327)	13	\$1,750	\$975	\$2,000	\$900.00
		22108	MERCER	NHP-0029 (327)	13	\$1,750	\$975	\$2,000	\$900.00

CONCRETE BRIDGE PARAPET, HPC / LF									
507039P	2022Q2	22112	MERCER	NHP-0029 (329)	705	\$550.00	\$450.00	\$300.00	\$400.00

CONCRETE BRIDGE APPROACH / CY									
507051P	2022Q2	22119	SOMERSET	NHP-0078 (332)	90	\$900	\$100	\$1,050	\$900.00

HISTORICAL BID PRICE LISTING
BY REGION

REGION: C

PAY ITEM	CALENDAR QUARTER	CONTRACT NUMBER	COUNTY LOCATION	PROJECT DESCRIPTION	BID QUANTITY	AWARD PRICE	SECOND BIDDER	THIRD BIDDER	ESTIMATE
-----		22119	SOMERSET	NHP-0078 (332)	90	\$900	\$100	\$1,050	\$900.00

HISTORICAL BID PRICE LISTING
 BY REGION

REGION: C

PAY ITEM	CALENDAR QUARTER	CONTRACT NUMBER	COUNTY LOCATION	PROJECT DESCRIPTION	BID QUANTITY	AWARD PRICE	SECOND BIDDER	THIRD BIDDER	ESTIMATE
CHAIN-LINK FENCE, TYPE IV / LF									
509083P	2022Q2	22119	SOMERSET	NHP-0078 (332)	250	\$205.00	\$200.00	\$241.00	\$180.00
		22119	SOMERSET	NHP-0078 (332)	255	\$205.00	\$200.00	\$241.00	\$180.00

HISTORICAL BID PRICE LISTING
 BY REGION

REGION: C

PAY ITEM	CALENDAR QUARTER	CONTRACT NUMBER	COUNTY LOCATION	PROJECT DESCRIPTION	BID QUANTITY	AWARD PRICE	SECOND BIDDER	THIRD BIDDER	ESTIMATE

ORNAMENTAL RAILING / LF									
509100P	2022Q2	22112	MERCER	NHP-0029 (329)	110	\$400	\$1,700	\$1,800	\$725.00

BRIDGE COMB RAILING (1 RAIL, STEEL) / LF									
509150P	2022Q2	22119	SOMERSET	NHP-0078 (332)	251	\$435.00	\$350.00	\$518.00	\$400.00
		22119	SOMERSET	NHP-0078 (332)	256	\$470.00	\$350.00	\$518.00	\$400.00

HISTORICAL BID PRICE LISTING
 BY REGION

REGION: C

PAY ITEM	CALENDAR QUARTER	CONTRACT NUMBER	COUNTY LOCATION	PROJECT DESCRIPTION	BID QUANTITY	AWARD PRICE	SECOND BIDDER	THIRD BIDDER	ESTIMATE

STEEL SHEET PILING / SF									
511006P	2022Q2	22112	MERCER	NHP-0029 (329)	15,005	\$385.00	\$300.00	\$350.00	\$500.00

TIE-ROD SYSTEM / U									
511025M	2022Q2	22112	MERCER	NHP-0029 (329)	105	\$5,000	\$4,500	\$22,000	\$12,120

HISTORICAL BID PRICE LISTING
 BY REGION

REGION: C

PAY ITEM	CALENDAR QUARTER	CONTRACT NUMBER	COUNTY LOCATION	PROJECT DESCRIPTION	BID QUANTITY	AWARD PRICE	SECOND BIDDER	THIRD BIDDER	ESTIMATE

LANDSCAPE RETAINING WALL / SF									
513015P	2022Q2	22112	MERCER	NHP-0029 (329)	655	\$420.00	\$875.00	\$435.00	\$317.00

CONCRETE COPING / LF									
513022P	2022Q2	22112	MERCER	NHP-0029 (329)	705	\$1,100	\$550	\$425	\$550.00

HISTORICAL BID PRICE LISTING
 BY REGION

REGION: C

PAY ITEM	CALENDAR QUARTER	CONTRACT NUMBER	COUNTY LOCATION	PROJECT DESCRIPTION	BID QUANTITY	AWARD PRICE	SECOND BIDDER	THIRD BIDDER	ESTIMATE
-----	-----	-----	-----	-----	-----	-----	-----	-----	-----
TEMPORARY SUPPORT / LS									
514015P	2022Q2	22119	SOMERSET	NHP-0078 (332)	1	\$150,000	\$60,000	\$120,000	\$50,000
		22119	SOMERSET	NHP-0078 (332)	1	\$150,000	\$60,000	\$120,000	\$50,000

HISTORICAL BID PRICE LISTING
 BY REGION

REGION: C

PAY ITEM	CALENDAR QUARTER	CONTRACT NUMBER	COUNTY LOCATION	PROJECT DESCRIPTION	BID QUANTITY	AWARD PRICE	SECOND BIDDER	THIRD BIDDER	ESTIMATE

CONCRETE DECK REPAIR, TYPE B / SF									
551006M	2021Q4	20466	MONMOUTH	NHP-D00S (456)	1,741	\$95.00	\$100.00	\$195.00	\$70.00
	2022Q2	22120	MIDDLESEX	NHP-0018 (309)	425	\$135.00	\$80.00	\$125.00	\$120.00

CONCRETE DECK REPAIR, TYPE C / SF									
551009M	2021Q4	20466	MONMOUTH	NHP-D00S (456)	100	\$180.00	\$200.00	\$240.00	\$250.00

HISTORICAL BID PRICE LISTING
 BY REGION

REGION: C

PAY ITEM	CALENDAR QUARTER	CONTRACT NUMBER	COUNTY LOCATION	PROJECT DESCRIPTION	BID QUANTITY	AWARD PRICE	SECOND BIDDER	THIRD BIDDER	ESTIMATE
PRESSURE INJECTION, CONCRETE CRACKS / LF									
552003M	2021Q4	20466	MONMOUTH	NHP-D00S (456)	1,000	\$38.00	\$115.00	\$20.00	\$95.00
	2022Q2	22112	MERCER	NHP-0029 (329)	37	\$327.00	\$140.00	\$40.00	\$165.00
		22112	MERCER	NHP-0029 (329)	53	\$300.00	\$140.00	\$40.00	\$165.00
		22119	SOMERSET	NHP-0078 (332)	129	\$86.00	\$100.00	\$200.00	\$100.00
		22119	SOMERSET	NHP-0078 (332)	173	\$67.00	\$100.00	\$200.00	\$100.00

HISTORICAL BID PRICE LISTING
 BY REGION

REGION: C

PAY ITEM	CALENDAR QUARTER	CONTRACT NUMBER	COUNTY LOCATION	PROJECT DESCRIPTION	BID QUANTITY	AWARD PRICE	SECOND BIDDER	THIRD BIDDER	ESTIMATE

POLLUTION CONTROL SYSTEM / LS									
554003P	2022Q2	22119	SOMERSET	NHP-0078 (332)	1	\$8,000	\$10,000	\$2,203	\$10,000
		22119	SOMERSET	NHP-0078 (332)	1	\$8,000	\$10,000	\$2,203	\$10,000

HAND/POWER TOOL CLEANING AND PAINTING / LS									
554006P	2022Q2	22119	SOMERSET	NHP-0078 (332)	1	\$5,000	\$25,000	\$0	\$7,500
		22119	SOMERSET	NHP-0078 (332)	1	\$5,000	\$25,000	\$0	\$7,500

CLEANING AND PAINTING OF BEARING / U									
554027P	2022Q2	22119	SOMERSET	NHP-0078 (332)	14	\$1,000	\$1,000	\$900	\$800.00
		22119	SOMERSET	NHP-0078 (332)	14	\$1,250	\$1,000	\$881	\$800.00

HISTORICAL BID PRICE LISTING
 BY REGION

REGION: C

PAY ITEM	CALENDAR QUARTER	CONTRACT NUMBER	COUNTY LOCATION	PROJECT DESCRIPTION	BID QUANTITY	AWARD PRICE	SECOND BIDDER	THIRD BIDDER	ESTIMATE

SUBSTRUCTURE CONCRETE REPAIR / SF									
555003M	2021Q4	20466	MONMOUTH	NHP-D00S (456)	395	\$470.00	\$300.00	\$181.00	\$235.00
		20459	MERCER	NHP-D00S (454)	400	\$50.00	\$300.00	\$500.00	\$350.00
	2022Q2	22119	SOMERSET	NHP-0078 (332)	10	\$265.00	\$300.00	\$700.00	\$200.00
		22119	SOMERSET	NHP-0078 (332)	20	\$250.00	\$300.00	\$337.00	\$200.00
		22112	MERCER	NHP-0029 (329)	263	\$329.00	\$435.00	\$250.00	\$400.00
		22112	MERCER	NHP-0029 (329)	3,090	\$329.00	\$435.00	\$235.00	\$400.00

BRIDGE DECK WATERPROOF SURFACE COURSE / T									
555006M	2022Q2	22120	MIDDLESEX	NHP-0018 (309)	57	\$1,300	\$800	\$210	\$500.00

HISTORICAL BID PRICE LISTING
 BY REGION

REGION: C

PAY ITEM -----	CALENDAR QUARTER -----	CONTRACT NUMBER -----	COUNTY LOCATION -----	PROJECT DESCRIPTION -----	BID QUANTITY -----	AWARD PRICE -----	SECOND BIDDER -----	THIRD BIDDER -----	ESTIMATE -----
BEARING RESTRAINER / U									
556015M	2022Q2	22119	SOMERSET	NHP-0078 (332)	1	\$5,000	\$5,000	\$8,000	\$3,000

HISTORICAL BID PRICE LISTING
 BY REGION

REGION: C

PAY ITEM	CALENDAR QUARTER	CONTRACT NUMBER	COUNTY LOCATION	PROJECT DESCRIPTION	BID QUANTITY	AWARD PRICE	SECOND BIDDER	THIRD BIDDER	ESTIMATE

CONCRETE BEAM REPAIR / SF									
557003P	2022Q2	22119	SOMERSET	NHP-0078 (332)	133	\$245.00	\$300.00	\$900.00	\$200.00
		22119	SOMERSET	NHP-0078 (332)	162	\$245.00	\$300.00	\$900.00	\$200.00

CONCRETE BEAM REPAIR, TYPE A / U									
557040M	2022Q2	22119	SOMERSET	NHP-0078 (332)	7	\$245	\$1,500	\$600	\$50.00
		22119	SOMERSET	NHP-0078 (332)	16	\$245	\$1,500	\$900	\$50.00

HISTORICAL BID PRICE LISTING
 BY REGION

REGION: C

PAY ITEM	CALENDAR QUARTER	CONTRACT NUMBER	COUNTY LOCATION	PROJECT DESCRIPTION	BID QUANTITY	AWARD PRICE	SECOND BIDDER	THIRD BIDDER	ESTIMATE

12" REINFORCED CONCRETE PIPE / LF									
601120P	2022Q2	22112	MERCER	NHP-0029 (329)	2	\$160	\$800	\$1,500	\$240.00
		22107	OCEAN	NHP-0009 (328)	14	\$80.00	\$120.00	\$160.00	\$113.00

15" REINFORCED CONCRETE PIPE / LF									
601122P	2022Q2	22121	MONMOUTH	NHP-1015 (350)	20	\$70.00	\$180.00	\$82.00	\$100.00
		22112	MERCER	NHP-0029 (329)	3,093	\$165.00	\$190.00	\$135.00	\$100.00
		22120	MIDDLESEX	NHP-0018 (309)	15,187	\$87.50	\$120.00	\$200.00	\$65.00
		22107	OCEAN	NHP-0009 (328)	22,011	\$80.75	\$120.00	\$175.00	\$73.00

18" REINFORCED CONCRETE PIPE / LF									
601124P	2022Q2	22121	MONMOUTH	NHP-1015 (350)	40	\$70.00	\$210.00	\$82.00	\$150.00
		22112	MERCER	NHP-0029 (329)	657	\$175.00	\$230.00	\$185.00	\$135.00
		22120	MIDDLESEX	NHP-0018 (309)	4,374	\$98.75	\$130.00	\$210.00	\$70.00
		22107	OCEAN	NHP-0009 (328)	5,847	\$89.50	\$130.00	\$185.00	\$90.00

21" REINFORCED CONCRETE PIPE / LF									
601126P	2022Q2	22120	MIDDLESEX	NHP-0018 (309)	575	\$100.75	\$135.00	\$240.00	\$85.00

24" REINFORCED CONCRETE PIPE / LF									
601128P	2022Q2	22112	MERCER	NHP-0029 (329)	88	\$400.00	\$340.00	\$275.00	\$175.00
		22120	MIDDLESEX	NHP-0018 (309)	2,321	\$138.75	\$150.00	\$260.00	\$100.00
		22107	OCEAN	NHP-0009 (328)	3,903	\$113.00	\$155.00	\$195.00	\$100.00

30" REINFORCED CONCRETE PIPE / LF									
601132P	2022Q2	22120	MIDDLESEX	NHP-0018 (309)	97	\$143.50	\$225.00	\$370.00	\$111.00
		22107	OCEAN	NHP-0009 (328)	749	\$145.50	\$210.00	\$260.00	\$120.00

36" REINFORCED CONCRETE PIPE / LF									
601134P	2022Q2	22120	MIDDLESEX	NHP-0018 (309)	1,109	\$240.50	\$250.00	\$400.00	\$140.00

HISTORICAL BID PRICE LISTING
 BY REGION

REGION: C

PAY ITEM	CALENDAR QUARTER	CONTRACT NUMBER	COUNTY LOCATION	PROJECT DESCRIPTION	BID QUANTITY	AWARD PRICE	SECOND BIDDER	THIRD BIDDER	ESTIMATE

42" REINFORCED CONCRETE PIPE / LF									
601136P	2022Q2	22107	OCEAN	NHP-0009 (328)	12	\$294	\$360	\$1,100	\$240.00
		22112	MERCER	NHP-0029 (329)	87	\$500.00	\$465.00	\$500.00	\$195.00

48" REINFORCED CONCRETE PIPE / LF									
601138P	2022Q2	22112	MERCER	NHP-0029 (329)	3	\$600	\$1,000	\$2,500	\$250.00

15" REINFORCED CONCRETE PIPE, CLASS V / LF									
601194P	2022Q2	22120	MIDDLESEX	NHP-0018 (309)	2,380	\$94.50	\$135.00	\$210.00	\$107.00

18" REINFORCED CONCRETE PIPE, CLASS V / LF									
601196P	2022Q2	22120	MIDDLESEX	NHP-0018 (309)	353	\$97.75	\$145.00	\$270.00	\$80.00

HISTORICAL BID PRICE LISTING
 BY REGION

REGION: C

PAY ITEM	CALENDAR QUARTER	CONTRACT NUMBER	COUNTY LOCATION	PROJECT DESCRIPTION	BID QUANTITY	AWARD PRICE	SECOND BIDDER	THIRD BIDDER	ESTIMATE
30" REINFORCED CONCRETE PIPE, CLASS V / LF									
601204P	2022Q2	22120	MIDDLESEX	NHP-0018 (309)	20	\$295.00	\$300.00	\$450.00	\$180.00
15" HIGH DENSITY POLYETHYLENE PIPE / LF									
601248P	2022Q2	22112	MERCER	NHP-0029 (329)	416	\$150.00	\$200.00	\$125.00	\$108.00
18" HIGH DENSITY POLYETHYLENE PIPE / LF									
601250P	2022Q2	22112	MERCER	NHP-0029 (329)	4	\$200	\$550	\$1,500	\$130.00

HISTORICAL BID PRICE LISTING
 BY REGION

REGION: C

PAY ITEM	CALENDAR QUARTER	CONTRACT NUMBER	COUNTY LOCATION	PROJECT DESCRIPTION	BID QUANTITY	AWARD PRICE	SECOND BIDDER	THIRD BIDDER	ESTIMATE

15" REINFORCED CONCRETE END SECTION / U									
601370M	2022Q2	22120	MIDDLESEX	NHP-0018 (309)	2	\$2,150	\$2,500	\$4,500	\$1,200

18" REINFORCED CONCRETE END SECTION / U									
601372M	2022Q2	22120	MIDDLESEX	NHP-0018 (309)	1	\$2,260	\$2,500	\$5,000	\$1,400

HISTORICAL BID PRICE LISTING
 BY REGION

REGION: C

PAY ITEM	CALENDAR QUARTER	CONTRACT NUMBER	COUNTY LOCATION	PROJECT DESCRIPTION	BID QUANTITY	AWARD PRICE	SECOND BIDDER	THIRD BIDDER	ESTIMATE

SUBBASE OUTLET DRAIN / LF									
601404P	2022Q2	22119	SOMERSET	NHP-0078 (332)	30	\$43.00	\$75.00	\$54.00	\$60.00
		22119	SOMERSET	NHP-0078 (332)	30	\$43.00	\$75.00	\$54.00	\$60.00
		22120	MIDDLESEX	NHP-0018 (309)	132	\$76.49	\$50.00	\$70.00	\$33.00

8" CORRUGATED STEEL UNDERDRAIN PIPE / LF									
601410P	2022Q2	22121	MONMOUTH	NHP-1015 (350)	155	\$70.00	\$80.00	\$82.00	\$75.00

UNDERDRAIN, TYPE X / LF									
601417P	2022Q2	22120	MIDDLESEX	NHP-0018 (309)	17,881	\$41.50	\$35.00	\$60.00	\$32.00

8" PERFORATED HD POLYETHYLENE PIPE / LF									
601419P	2022Q2	22112	MERCER	NHP-0029 (329)	776	\$55.00	\$57.00	\$45.00	\$50.00

HISTORICAL BID PRICE LISTING
 BY REGION

REGION: C

PAY ITEM	CALENDAR QUARTER	CONTRACT NUMBER	COUNTY LOCATION	PROJECT DESCRIPTION	BID QUANTITY	AWARD PRICE	SECOND BIDDER	THIRD BIDDER	ESTIMATE
-----	-----	-----	-----	-----	-----	-----	-----	-----	-----
14" X 23" REINFORCED CONCRETE ELLIPTICAL / LF									
601596P	2022Q2	22120	MIDDLESEX	NHP-0018 (309)	159	\$155.00	\$300.00	\$420.00	\$125.00

HISTORICAL BID PRICE LISTING
BY REGION

REGION: C

PAY ITEM	CALENDAR QUARTER	CONTRACT NUMBER	COUNTY LOCATION	PROJECT DESCRIPTION	BID QUANTITY	AWARD PRICE	SECOND BIDDER	THIRD BIDDER	ESTIMATE
29" X 45" REINFORCED CONCRETE ELLIPTICAL / LF									
601606P	2022Q2	22120	MIDDLESEX	NHP-0018 (309)	505	\$344.50	\$400.00	\$650.00	\$275.00
38" X 60" REINFORCED CONCRETE ELLIPTICAL / LF									
601612P	2022Q2	22120	MIDDLESEX	NHP-0018 (309)	257	\$531.00	\$575.00	\$950.00	\$300.00
14" X 23" REINFORCED CONCRETE ELLIPTICAL / LF									
601630P	2022Q2	22107	OCEAN	NHP-0009 (328)	601	\$127.00	\$160.00	\$240.00	\$150.00
CLEANING EXISTING PIPE, 12" TO 24" DIAME / LF									
601670M	2021Q4	22403	MERCER	STATE	1,000	\$5.50	\$8.00	\$9.50	\$5.00
	2022Q1	22404	MIDDLESEX	STATE	1,000	\$6.50	\$6.00	\$2.00	\$5.00
		22405	MONMOUTH	STATE	1,000	\$5.50	\$8.40	\$5.00	\$5.00
	2022Q2	22107	OCEAN	NHP-0009 (328)	500	\$17.25	\$20.00	\$9.00	\$13.00
		22112	MERCER	NHP-0029 (329)	725	\$9.50	\$10.00	\$20.00	\$13.50
		22131	OCEAN	STBGP-D00S (595)	1,000	\$6.25	\$13.00		\$35.00
		22120	MIDDLESEX	NHP-0018 (309)	2,568	\$9.46	\$9.00	\$9.00	\$7.00
CLEANING EXISTING PIPE, OVER 24" TO 48" / LF									
601672M	2022Q2	22120	MIDDLESEX	NHP-0018 (309)	758	\$15.77	\$20.00	\$18.00	\$8.00
16" DUCTILE IRON PIPE / LF									
601680M	2022Q2	22107	OCEAN	NHP-0009 (328)	962	\$175.00	\$300.00	\$260.00	\$120.00
18" DUCTILE IRON PIPE / LF									
601681M	2022Q2	22120	MIDDLESEX	NHP-0018 (309)	75	\$196.25	\$650.00	\$400.00	\$125.00

HISTORICAL BID PRICE LISTING
 BY REGION

REGION: C

PAY ITEM	CALENDAR QUARTER	CONTRACT NUMBER	COUNTY LOCATION	PROJECT DESCRIPTION	BID QUANTITY	AWARD PRICE	SECOND BIDDER	THIRD BIDDER	ESTIMATE
14" DUCTILE IRON PIPE / LF									
601685M	2022Q2	22120	MIDDLESEX	NHP-0018 (309)	39	\$167.25	\$425.00	\$375.00	\$125.00
		22121	MONMOUTH	NHP-1015 (350)	60	\$45.00	\$400.00	\$120.00	\$180.00

HISTORICAL BID PRICE LISTING
 BY REGION

REGION: C

PAY ITEM	CALENDAR QUARTER	CONTRACT NUMBER	COUNTY LOCATION	PROJECT DESCRIPTION	BID QUANTITY	AWARD PRICE	SECOND BIDDER	THIRD BIDDER	ESTIMATE
CURED-IN-PLACE PIPE, 36" / LF									
601987M	2022Q2	22120	MIDDLESEX	NHP-0018 (309)	229	\$474.61	\$900.00	\$390.00	\$350.00

HISTORICAL BID PRICE LISTING
 BY REGION

REGION: C

PAY ITEM	CALENDAR QUARTER	CONTRACT NUMBER	COUNTY LOCATION	PROJECT DESCRIPTION	BID QUANTITY	AWARD PRICE	SECOND BIDDER	THIRD BIDDER	ESTIMATE

CONCRETE HEADWALL / CY									
602006P	2022Q2	22107	OCEAN	NHP-0009 (328)	41	\$1,150	\$1,900	\$1,000	\$1,800
		22120	MIDDLESEX	NHP-0018 (309)	51	\$1,650	\$2,850	\$1,500	\$1,800

INLET, TYPE A / U									
602009M	2022Q2	22112	MERCER	NHP-0029 (329)	2	\$4,000	\$7,800	\$4,500	\$5,000
		22107	OCEAN	NHP-0009 (328)	11	\$4,000	\$5,500	\$6,500	\$4,200

INLET, TYPE B / U									
602012M	2022Q2	22113	SOMERSET	NHP-0022 (351)	1	\$7,000	\$5,100	\$9,750	\$5,600
		22121	MONMOUTH	NHP-1015 (350)	1	\$4,000	\$6,000	\$6,500	\$5,500
		22112	MERCER	NHP-0029 (329)	60	\$4,500	\$8,000	\$5,200	\$5,000
		22120	MIDDLESEX	NHP-0018 (309)	121	\$5,750	\$6,500	\$7,000	\$3,600
		22107	OCEAN	NHP-0009 (328)	250	\$5,000	\$5,800	\$7,500	\$3,900

INLET, TYPE DOUBLE B / U									
602013M	2022Q2	22107	OCEAN	NHP-0009 (328)	6	\$7,250	\$12,000	\$10,000	\$7,600
		22112	MERCER	NHP-0029 (329)	12	\$7,600	\$13,000	\$10,000	\$7,600
		22120	MIDDLESEX	NHP-0018 (309)	194	\$9,000	\$10,500	\$10,500	\$7,900

INLET, TYPE C / U									
602015M	2022Q2	22107	OCEAN	NHP-0009 (328)	1	\$5,000	\$5,900	\$4,000	\$6,300

INLET, TYPE E / U									
602018M	2022Q2	22113	SOMERSET	NHP-0022 (351)	1	\$7,000	\$5,200	\$9,915	\$6,200
		22118	MIDDLESEX	NHP- 0018 (308)	1	\$5,775	\$5,000	\$2,365	\$5,350
		22112	MERCER	NHP-0029 (329)	3	\$7,200	\$10,000	\$5,200	\$5,400
		22120	MIDDLESEX	NHP-0018 (309)	6	\$7,000	\$6,500	\$7,500	\$3,400
		22107	OCEAN	NHP-0009 (328)	37	\$5,000	\$5,950	\$7,500	\$4,120

HISTORICAL BID PRICE LISTING
BY REGION

REGION: C

PAY ITEM	CALENDAR QUARTER	CONTRACT NUMBER	COUNTY LOCATION	PROJECT DESCRIPTION	BID QUANTITY	AWARD PRICE	SECOND BIDDER	THIRD BIDDER	ESTIMATE

INLET, TYPE DOUBLE E / U									
602019M	2022Q2	22120	MIDDLESEX	NHP-0018 (309)	15	\$9,500	\$10,500	\$11,500	\$6,500

INLET, TYPE B-1 / U									
602024M	2022Q2	22120 22107	MIDDLESEX OCEAN	NHP-0018 (309) NHP-0009 (328)	1 11	\$8,500 \$6,750	\$11,000 \$7,500	\$5,300 \$9,500	\$5,400 \$6,400

INLET, TYPE B-2 / U									
602027M	2022Q2	22120 22107	MIDDLESEX OCEAN	NHP-0018 (309) NHP-0009 (328)	9 11	\$10,600 \$6,750	\$11,000 \$8,600	\$10,000 \$10,000	\$7,500 \$6,800

INLET, TYPE D-1 / U									
602030M	2022Q2	22120	MIDDLESEX	NHP-0018 (309)	45	\$5,000	\$6,500	\$7,250	\$4,200

STORM DRAIN MARKER / U									
602031M	2021Q4	22403	MERCER	STATE	45	\$50.00	\$55.00	\$15.00	\$35.00
	2022Q1	22404 22405	MIDDLESEX MONMOUTH	STATE STATE	4 9	\$75.00 \$50.00	\$52.00 \$105.50	\$100.00 \$55.00	\$35.00 \$35.00

INLET, TYPE D-2 / U									
602033M	2022Q2	22120	MIDDLESEX	NHP-0018 (309)	89	\$8,500	\$8,500	\$8,000	\$6,300

INLET, TYPE E-2 / U									
602039M	2022Q2	22120 22107	MIDDLESEX OCEAN	NHP-0018 (309) NHP-0009 (328)	1 9	\$8,500 \$9,500	\$12,500 \$9,500	\$5,750 \$10,000	\$6,200 \$7,000

MANHOLE, 4' DIAMETER / U									
602054M	2022Q2	22120	MIDDLESEX	NHP-0018 (309)	9	\$6,750	\$7,500	\$7,500	\$4,300

HISTORICAL BID PRICE LISTING
 BY REGION

REGION: C

PAY ITEM	CALENDAR QUARTER	CONTRACT NUMBER	COUNTY LOCATION	PROJECT DESCRIPTION	BID QUANTITY	AWARD PRICE	SECOND BIDDER	THIRD BIDDER	ESTIMATE
		22107	OCEAN	NHP-0009 (328)	24	\$5,250	\$7,700	\$7,500	\$5,100
MANHOLE, 5' DIAMETER / U									
602057M	2022Q2	22112	MERCER	NHP-0029 (329)	1	\$4,800	\$11,000	\$10,000	\$6,300
		22120	MIDDLESEX	NHP-0018 (309)	7	\$7,900	\$9,000	\$10,249	\$5,400
		22107	OCEAN	NHP-0009 (328)	8	\$5,250	\$9,200	\$10,000	\$7,500

MANHOLE, 8' DIAMETER / U									
602058M	2022Q2	22107	OCEAN	NHP-0009 (328)	2	\$20,000	\$25,000	\$25,000	\$16,000

MANHOLE, 6' DIAMETER / U									
602060M	2022Q2	22112	MERCER	NHP-0029 (329)	1	\$18,000	\$24,000	\$18,000	\$7,200
		22120	MIDDLESEX	NHP-0018 (309)	2	\$10,000	\$17,500	\$16,000	\$7,500
		22107	OCEAN	NHP-0009 (328)	3	\$9,000	\$10,000	\$13,000	\$7,700

INLET CONVERTED TO MANHOLE / U									
602096M	2022Q2	22107	OCEAN	NHP-0009 (328)	3	\$2,000	\$4,000	\$3,500	\$2,500
		22112	MERCER	NHP-0029 (329)	9	\$4,500	\$2,400	\$3,000	\$1,800

MODIFIED INLET CONVERTED TO MANHOLE / U									
602097M	2022Q2	22112	MERCER	NHP-0029 (329)	3	\$6,500	\$27,000	\$3,000	\$5,200

RESET EXISTING CASTING / U									
602099M	2021Q4	22403	MERCER	STATE	25	\$50.00	\$50.00	\$640.00	\$825.00
	2022Q1	22404	MIDDLESEX	STATE	25	\$50.00	\$50.00	\$25.00	\$825.00
	2022Q2	22113	SOMERSET	NHP-0022 (351)	10	\$1,000	\$550	\$750	\$1,000
		22131	OCEAN	STBGP-D00S (595)	11	\$750.00	\$900.00		\$750.00
		22120	MIDDLESEX	NHP-0018 (309)	781	\$0.01	\$0.01	\$50.00	\$600.00

HISTORICAL BID PRICE LISTING
BY REGION

REGION: C

PAY ITEM	CALENDAR QUARTER	CONTRACT NUMBER	COUNTY LOCATION	PROJECT DESCRIPTION	BID QUANTITY	AWARD PRICE	SECOND BIDDER	THIRD BIDDER	ESTIMATE
SET INLET TYPE A, CASTING / U									
602102M	2021Q4	22403	MERCER	STATE	15	\$1,555	\$1,175	\$1,200	\$1,000
		22403	MERCER	STATE	20	\$50	\$50	\$1,600	\$825.00
	2022Q1	22404	MIDDLESEX	STATE	5	\$1,286	\$1,000	\$500	\$1,000
		22405	MONMOUTH	STATE	9	\$1,155	\$1,150	\$1,150	\$1,000
		22404	MIDDLESEX	STATE	20	\$50.00	\$50.00	\$25.00	\$825.00

SET INLET TYPE B, CASTING / U									
602105M	2021Q4	22403	MERCER	STATE	20	\$50	\$50	\$1,900	\$1,430
		22403	MERCER	STATE	111	\$1,300	\$1,700	\$1,600	\$1,500
	2022Q1	22404	MIDDLESEX	STATE	20	\$50.00	\$50.00	\$25.00	\$1,430
		22404	MIDDLESEX	STATE	40	\$1,391	\$1,350	\$500	\$1,500
		22405	MONMOUTH	STATE	123	\$1,470	\$1,450	\$1,750	\$1,500
	2022Q2	22112	MERCER	NHP-0029 (329)	2	\$1,400	\$2,000	\$2,000	\$1,500
22107		OCEAN	NHP-0009 (328)	40	\$1,850	\$1,200	\$2,000	\$800.00	

SET INLET TYPE E, CASTING / U									
602108M	2021Q4	22403	MERCER	STATE	13	\$1,400	\$1,800	\$1,700	\$1,700
		22403	MERCER	STATE	20	\$50	\$50	\$2,100	\$1,760
	2022Q1	22405	MONMOUTH	STATE	6	\$1,575	\$1,600	\$1,800	\$1,700
		22404	MIDDLESEX	STATE	11	\$1,470	\$1,500	\$500	\$1,700
		22404	MIDDLESEX	STATE	20	\$50.00	\$50.00	\$25.00	\$1,760
	2022Q2	22112	MERCER	NHP-0029 (329)	1	\$1,500	\$2,200	\$2,000	\$1,600
22121		MONMOUTH	NHP-1015 (350)	1	\$2,500	\$500	\$2,300	\$1,500	
22107		OCEAN	NHP-0009 (328)	10	\$1,950	\$1,200	\$2,000	\$812.00	

SET INLET TYPE ES, CASTING / U									
602111M	2021Q4	22403	MERCER	STATE	3	\$4,500	\$3,750	\$4,800	\$2,500

HISTORICAL BID PRICE LISTING
 BY REGION

REGION: C

PAY ITEM	CALENDAR QUARTER	CONTRACT NUMBER	COUNTY LOCATION	PROJECT DESCRIPTION	BID QUANTITY	AWARD PRICE	SECOND BIDDER	THIRD BIDDER	ESTIMATE
SET INLET TYPE ES, CASTING / U									
602111M	(cont)	22403	MERCER	STATE	5	\$50	\$50	\$2,100	\$2,310
	2022Q1	22404	MIDDLESEX	STATE	5	\$50.00	\$50.00	\$25.00	\$2,310
		22405	MONMOUTH	STATE	10	\$3,570	\$3,600	\$3,875	\$2,000

SET MANHOLE CASTING / U									
602114M	2021Q4	22403	MERCER	STATE	10	\$50	\$50	\$1,500	\$990.00
		22403	MERCER	STATE	32	\$793	\$1,050	\$1,350	\$1,000
	2022Q1	22404	MIDDLESEX	STATE	10	\$50.00	\$50.00	\$25.00	\$990.00
		22404	MIDDLESEX	STATE	33	\$865	\$1,150	\$500	\$1,100
		22405	MONMOUTH	STATE	67	\$850	\$1,100	\$1,050	\$1,000
	2022Q2	22107	OCEAN	NHP-0009 (328)	11	\$1,135	\$1,200	\$1,500	\$680.00

SET SQUARE FRAMED MANHOLE CASTING, CIRCU / U									
602117M	2021Q4	22403	MERCER	STATE	10	\$1,575	\$2,050	\$2,500	\$2,000
	2022Q1	22404	MIDDLESEX	STATE	18	\$2,375	\$2,300	\$500	\$2,000
		22405	MONMOUTH	STATE	29	\$2,506	\$2,500	\$2,250	\$2,000

RECONSTRUCTED INLET, TYPE A, USING EXIST / U									
602120M	2021Q4	22403	MERCER	STATE	5	\$50	\$50	\$1,100	\$800.00
	2022Q1	22404	MIDDLESEX	STATE	5	\$50.00	\$50.00	\$25.00	\$800.00

RECONSTRUCTED INLET, TYPE B, USING EXIST / U									
602123M	2021Q4	22403	MERCER	STATE	5	\$50	\$50	\$1,100	\$1,000
	2022Q1	22404	MIDDLESEX	STATE	5	\$50.00	\$50.00	\$25.00	\$1,000

HISTORICAL BID PRICE LISTING
 BY REGION

REGION: C

PAY ITEM	CALENDAR QUARTER	CONTRACT NUMBER	COUNTY LOCATION	PROJECT DESCRIPTION	BID QUANTITY	AWARD PRICE	SECOND BIDDER	THIRD BIDDER	ESTIMATE
RECONSTRUCTED INLET, TYPE B, USING EXIST / U									
602123M	2022Q2	22131	OCEAN	STBGP-D00S (595)	5	\$2,100	\$3,200		\$1,400
RECONSTRUCTED INLET, TYPE E, USING EXIST / U									
602129M	2021Q4	22403	MERCER	STATE	5	\$50	\$50	\$1,100	\$1,600
	2022Q1	22404	MIDDLESEX	STATE	5	\$50.00	\$50.00	\$25.00	\$1,600
RECONSTRUCTED INLET, TYPE A, USING NEW C / U									
602150M	2021Q4	22403	MERCER	STATE	2	\$2,130	\$1,500	\$2,000	\$1,600
		22403	MERCER	STATE	10	\$50	\$50	\$1,650	\$1,100
	2022Q1	22405	MONMOUTH	STATE	2	\$1,680	\$1,700	\$1,525	\$1,600
		22404	MIDDLESEX	STATE	3	\$1,916	\$1,100	\$1,200	\$1,600
		22404	MIDDLESEX	STATE	10	\$50.00	\$50.00	\$25.00	\$1,100
	2022Q2	22107	OCEAN	NHP-0009 (328)	3	\$1,525	\$3,200	\$5,000	\$1,437
RECONSTRUCTED INLET, TYPE B, USING NEW C / U									
602153M	2021Q4	22403	MERCER	STATE	20	\$50	\$50	\$2,000	\$1,600
		22403	MERCER	STATE	29	\$2,275	\$1,900	\$2,300	\$2,000
	2022Q1	22404	MIDDLESEX	STATE	20	\$50.00	\$50.00	\$25.00	\$1,600
		22404	MIDDLESEX	STATE	28	\$2,310	\$1,600	\$1,750	\$2,000
		22405	MONMOUTH	STATE	50	\$2,100	\$2,100	\$1,925	\$2,000
	2022Q2	22119	SOMERSET	NHP-0078 (332)	1	\$2,750	\$4,500	\$2,955	\$3,500
		22107	OCEAN	NHP-0009 (328)	27	\$1,865	\$3,200	\$4,800	\$890.00
		22120	MIDDLESEX	NHP-0018 (309)	40	\$2,000	\$1,500	\$4,000	\$2,700
RECONSTRUCTED INLET, TYPE B MODIFIED, US / U									
602155M	2022Q1	22404	MIDDLESEX	STATE	1	\$3,990	\$1,600	\$1,000	\$2,400

HISTORICAL BID PRICE LISTING
 BY REGION

REGION: C

PAY ITEM	CALENDAR QUARTER	CONTRACT NUMBER	COUNTY LOCATION	PROJECT DESCRIPTION	BID QUANTITY	AWARD PRICE	SECOND BIDDER	THIRD BIDDER	ESTIMATE
RECONSTRUCTED INLET, TYPE B MODIFIED, US / U									
602155M	(cont)	22405	MONMOUTH	STATE	1	\$2,100	\$2,100	\$1,925	\$2,500
RECONSTRUCTED INLET, TYPE E, USING NEW C / U									
602159M	2021Q4	22403	MERCER	STATE	8	\$2,375	\$2,000	\$2,400	\$2,200
		22403	MERCER	STATE	10	\$50	\$50	\$2,000	\$1,650
	2022Q1	22404	MIDDLESEX	STATE	6	\$2,363	\$1,700	\$1,750	\$2,200
		22404	MIDDLESEX	STATE	10	\$50.00	\$50.00	\$25.00	\$1,650
		22405	MONMOUTH	STATE	11	\$2,205	\$2,200	\$2,000	\$2,200
	2022Q2	22107	OCEAN	NHP-0009 (328)	6	\$2,000	\$3,250	\$4,500	\$900.00
		22120	MIDDLESEX	NHP-0018 (309)	10	\$2,250	\$1,500	\$4,000	\$2,500
RECONSTRUCTED INLET, TYPE ES, USING NEW / U									
602160M	2022Q1	22405	MONMOUTH	STATE	4	\$4,410	\$4,450	\$4,050	\$4,500
RECONSTRUCTED MANHOLE, USING EXISTING CA / U									
602180M	2021Q4	22403	MERCER	STATE	5	\$50	\$50	\$1,100	\$2,200
	2022Q1	22404	MIDDLESEX	STATE	5	\$50.00	\$50.00	\$25.00	\$2,200
	2022Q2	22107	OCEAN	NHP-0009 (328)	2	\$775	\$2,600	\$4,500	\$1,160
RECONSTRUCTED MANHOLE, USING NEW CASTING / U									
602183M	2021Q4	22403	MERCER	STATE	5	\$50	\$50	\$1,500	\$1,540
	2022Q1	22404	MIDDLESEX	STATE	5	\$50.00	\$50.00	\$25.00	\$1,540
	2022Q2	22107	OCEAN	NHP-0009 (328)	7	\$1,300	\$3,200	\$4,000	\$1,500
		22120	MIDDLESEX	NHP-0018 (309)	10	\$1,250	\$1,200	\$3,600	\$2,000

HISTORICAL BID PRICE LISTING
BY REGION

REGION: C

PAY ITEM	CALENDAR QUARTER	CONTRACT NUMBER	COUNTY LOCATION	PROJECT DESCRIPTION	BID QUANTITY	AWARD PRICE	SECOND BIDDER	THIRD BIDDER	ESTIMATE

BICYCLE SAFE GRATE / U									
602210M	2021Q4	22403	MERCER	STATE	22	\$426.00	\$345.00	\$500.00	\$400.00
		22403	MERCER	STATE	100	\$50.00	\$300.00	\$550.00	\$275.00
	2022Q1	22404	MIDDLESEX	STATE	4	\$500.00	\$500.00	\$350.00	\$400.00
		22405	MONMOUTH	STATE	5	\$470.00	\$250.00	\$350.00	\$400.00
		22404	MIDDLESEX	STATE	100	\$50.00	\$300.00	\$25.00	\$275.00
	2022Q2	22108	MERCER	NHP-0029 (327)	1	\$875	\$625	\$2,000	\$816.00
		22119	SOMERSET	NHP-0078 (332)	5	\$610.00	\$500.00	\$617.00	\$400.00
		22113	SOMERSET	NHP-0022 (351)	10	\$1,000	\$368	\$400	\$380.00
		22120	MIDDLESEX	NHP-0018 (309)	22	\$375	\$650	\$1,000	\$400.00

CURB PIECE / U									
602213M	2021Q4	22403	MERCER	STATE	3	\$344.00	\$525.00	\$450.00	\$450.00
		22403	MERCER	STATE	125	\$50.00	\$440.00	\$400.00	\$275.00
	2022Q1	22404	MIDDLESEX	STATE	9	\$405.00	\$400.00	\$350.00	\$450.00
		22405	MONMOUTH	STATE	9	\$370.00	\$175.00	\$525.00	\$450.00
		22404	MIDDLESEX	STATE	125	\$50.00	\$300.00	\$25.00	\$275.00
	2022Q2	22116	MERCER	CRRSAA-FLEX-0027 (304)	2	\$700.00	\$350.00	\$220.00	\$800.00
		22108	MERCER	NHP-0029 (327)	8	\$73	\$550	\$2,000	\$661.00
		22113	SOMERSET	NHP-0022 (351)	10	\$1,000	\$345	\$390	\$650.00
		22131	OCEAN	STBGP-D00S (595)	24	\$600.00	\$900.00		\$700.00
		22120	MIDDLESEX	NHP-0018 (309)	52	\$550.00	\$650.00	\$900.00	\$500.00

CLEANING DRAINAGE STRUCTURE / U									
602216M	2021Q4	22403	MERCER	STATE	3	\$1,250	\$340	\$530	\$375.00
		22403	MERCER	STATE	50	\$50.00	\$150.00	\$425.00	\$375.00
	2022Q1	22405	MONMOUTH	STATE	4	\$1,500	\$525	\$500	\$375.00
		22404	MIDDLESEX	STATE	6	\$1,500	\$250	\$200	\$375.00
		22404	MIDDLESEX	STATE	50	\$50.00	\$50.00	\$25.00	\$375.00
2022Q2	22107	OCEAN	NHP-0009 (328)	8	\$550	\$1,400	\$440	\$350.00	

HISTORICAL BID PRICE LISTING
 BY REGION

REGION: C

PAY ITEM	CALENDAR QUARTER	CONTRACT NUMBER	COUNTY LOCATION	PROJECT DESCRIPTION	BID QUANTITY	AWARD PRICE	SECOND BIDDER	THIRD BIDDER	ESTIMATE

CLEANING DRAINAGE STRUCTURE / U									
602216M	(cont)	22112	MERCER	NHP-0029 (329)	12	\$330.00	\$350.00	\$650.00	\$330.00
		22131	OCEAN	STBGP-D00S (595)	25	\$550.00	\$525.00		\$400.00
		22120	MIDDLESEX	NHP-0018 (309)	34	\$275.00	\$400.00	\$300.00	\$300.00

OUTLET CONTROL STRUCTURE / U									
602223M	2022Q2	22107	OCEAN	NHP-0009 (328)	4	\$20,000	\$13,000	\$35,000	\$12,000
		22120	MIDDLESEX	NHP-0018 (309)	4	\$29,000	\$20,000	\$22,000	\$25,000

JUNCTION CHAMBER / U									
602226M	2022Q2	22112	MERCER	NHP-0029 (329)	11	\$15,000	\$20,000	\$20,000	\$6,800
		22120	MIDDLESEX	NHP-0018 (309)	64	\$25,000	\$15,000	\$18,000	\$16,000

MANUFACTURED TREATMENT DEVICE / U									
602229M	2022Q2	22112	MERCER	NHP-0029 (329)	3	\$25,000	\$31,000	\$25,000	\$62,600
		22120	MIDDLESEX	NHP-0018 (309)	4	\$127,500	\$75,000	\$65,000	\$40,000

SPECIAL DRAINAGE STRUCTURE / U									
602235M	2022Q2	22112	MERCER	NHP-0029 (329)	1	\$29,000	\$40,000	\$30,000	\$28,000
		22112	MERCER	NHP-0029 (329)	2	\$15,000	\$18,000	\$20,000	\$15,500
		22112	MERCER	NHP-0029 (329)	4	\$13,000	\$17,000	\$20,000	\$15,000
		22112	MERCER	NHP-0029 (329)	5	\$13,000	\$24,000	\$20,000	\$17,200

INLET, NON-STANDARD / U									
602290M	2022Q2	22107	OCEAN	NHP-0009 (328)	7	\$17,500	\$14,000	\$25,000	\$6,000

18" TIDE CONTROL CHECK VALVE, INLINE / U									
602291M	2022Q2	22112	MERCER	NHP-0029 (329)	2	\$8,000	\$5,600	\$6,500	\$9,800

HISTORICAL BID PRICE LISTING
 BY REGION

REGION: C

PAY ITEM	CALENDAR QUARTER	CONTRACT NUMBER	COUNTY LOCATION	PROJECT DESCRIPTION	BID QUANTITY	AWARD PRICE	SECOND BIDDER	THIRD BIDDER	ESTIMATE

24" TIDE CONTROL CHECK VALVE, INLINE / U									
602292M	2022Q2	22112	MERCER	NHP-0029 (329)	2	\$8,500	\$9,300	\$7,000	\$13,000

30" TIDE CONTROL CHECK VALVE, INLINE / U									
602293M	2022Q2	22112	MERCER	NHP-0029 (329)	1	\$16,000	\$11,700	\$8,500	\$16,300

36" TIDE CONTROL CHECK VALVE, INLINE / U									
602294M	2022Q2	22112	MERCER	NHP-0029 (329)	1	\$17,000	\$18,000	\$10,000	\$19,500

42" TIDE CONTROL CHECK VALVE, INLINE / U									
602295M	2022Q2	22112	MERCER	NHP-0029 (329)	2	\$21,000	\$20,000	\$14,000	\$22,800

HISTORICAL BID PRICE LISTING
 BY REGION

REGION: C

PAY ITEM	CALENDAR QUARTER	CONTRACT NUMBER	COUNTY LOCATION	PROJECT DESCRIPTION	BID QUANTITY	AWARD PRICE	SECOND BIDDER	THIRD BIDDER	ESTIMATE

15" TIDE CONTROL CHECK VALVE, INLINE / U									
602307M	2022Q2	22112	MERCER	NHP-0029 (329)	3	\$6,220	\$6,000	\$5,000	\$8,200

48" TIDE CONTROL CHECK VALVE, INLINE / U									
602316M	2022Q2	22112	MERCER	NHP-0029 (329)	2	\$42,000	\$23,000	\$20,000	\$26,000

TIDAL CHECK VALVE, SIZE 15" / U									
602344M	2022Q2	22112	MERCER	NHP-0029 (329)	1	\$13,000	\$6,500	\$5,000	\$8,200

TIDAL CHECK VALVE, SIZE 18" / U									
602345M	2022Q2	22112	MERCER	NHP-0029 (329)	1	\$14,000	\$7,500	\$6,500	\$9,800

HISTORICAL BID PRICE LISTING
 BY REGION

REGION: C

PAY ITEM	CALENDAR QUARTER	CONTRACT NUMBER	COUNTY LOCATION	PROJECT DESCRIPTION	BID QUANTITY	AWARD PRICE	SECOND BIDDER	THIRD BIDDER	ESTIMATE

RIPRAP STONE SLOPE PROTECTION,_"THICK / SY									
603017P	2022Q2	22121	MONMOUTH	NHP-1015 (350)	70	\$40.00	\$60.00	\$100.00	\$150.00
		22107	OCEAN	NHP-0009 (328)	129	\$55.00	\$40.00	\$200.00	\$70.00
		22112	MERCER	NHP-0029 (329)	1,391	\$230.00	\$325.00	\$265.00	\$250.00

RIPRAP STONE CHANNEL PROTECTION, 12" THI / SY									
603036P	2022Q2	22107	OCEAN	NHP-0009 (328)	58	\$100.00	\$80.00	\$325.00	\$110.00
		22120	MIDDLESEX	NHP-0018 (309)	963	\$50.00	\$125.00	\$85.00	\$69.00

DRAPED ROCKFALL MESH / SY									
603062P	2022Q2	22119	SOMERSET	NHP-0078 (332)	2,613	\$125.00	\$150.00	\$200.00	\$150.00

HISTORICAL BID PRICE LISTING
 BY REGION

REGION: C

PAY ITEM	CALENDAR QUARTER	CONTRACT NUMBER	COUNTY LOCATION	PROJECT DESCRIPTION	BID QUANTITY	AWARD PRICE	SECOND BIDDER	THIRD BIDDER	ESTIMATE
GABION WALL / CY									
604003P	2022Q2	22121	MONMOUTH	NHP-1015 (350)	3	\$1,500	\$1,500	\$1,200	\$1,500
		22107	OCEAN	NHP-0009 (328)	371	\$650.00	\$270.00	\$360.00	\$450.00

GABION CHANNEL LINING / CY									
604012P	2022Q2	22107	OCEAN	NHP-0009 (328)	38	\$475.00	\$400.00	\$550.00	\$240.00

HISTORICAL BID PRICE LISTING
 BY REGION

REGION: C

PAY ITEM	CALENDAR QUARTER	CONTRACT NUMBER	COUNTY LOCATION	PROJECT DESCRIPTION	BID QUANTITY	AWARD PRICE	SECOND BIDDER	THIRD BIDDER	ESTIMATE

CHAIN-LINK FENCE, ALUMINUM-COATED STEEL, / LF									
605009P	2022Q2	22119 22462	SOMERSET MONMOUTH	NHP-0078 (332) STATE	320 3,000	\$76.00 \$65.00	\$40.00 \$94.75	\$76.00	\$50.00 \$75.00

POST AND RAIL FENCE / LF									
605010P	2022Q2	22107	OCEAN	NHP-0009 (328)	2,311	\$28.00	\$80.00	\$68.00	\$42.00

CHAIN-LINK FENCE, PVC-COATED STEEL, 6' H / LF									
605027P	2022Q2	22462	MONMOUTH	STATE	1,400	\$65.00	\$99.25		\$79.00

CHAIN-LINK FENCE, 7' HIGH / LF									
605048P	2022Q2	22131	OCEAN	STBGP-D00S (595)	99	\$73.00	\$115.00		\$40.00

GATE, CHAIN-LINK FENCE, ALUMINUM COATED / U									
605060M	2022Q2	22462	MONMOUTH	STATE	3	\$0.01	\$555.00		\$350.00

GATE, CHAIN-LINK FENCE, ALUMINUM COATED / U									
605066M	2022Q2	22462	MONMOUTH	STATE	3	\$0	\$1,099		\$400.00

GATE, CHAIN-LINK FENCE, ALUMINUM COATED / U									
605069M	2022Q2	22462	MONMOUTH	STATE	3	\$0	\$1,445		\$450.00

GATE, CHAIN-LINK FENCE, ALUMINUM COATED / U									
605072M	2022Q2	22462	MONMOUTH	STATE	3	\$0	\$1,495		\$500.00

GATE, CHAIN-LINK FENCE, ALUMINUM COATED / U									
605081M	2022Q2	22462	MONMOUTH	STATE	3	\$0	\$2,045		\$600.00

HISTORICAL BID PRICE LISTING
BY REGION

REGION: C

PAY ITEM	CALENDAR QUARTER	CONTRACT NUMBER	COUNTY LOCATION	PROJECT DESCRIPTION	BID QUANTITY	AWARD PRICE	SECOND BIDDER	THIRD BIDDER	ESTIMATE

GATE, CHAIN-LINK FENCE, PVC-COATED STEEL / U									
605099M	2022Q2	22462	MONMOUTH	STATE	3	\$0.01	\$840.00		\$360.00

HISTORICAL BID PRICE LISTING
 BY REGION

REGION: C

PAY ITEM	CALENDAR QUARTER	CONTRACT NUMBER	COUNTY LOCATION	PROJECT DESCRIPTION	BID QUANTITY	AWARD PRICE	SECOND BIDDER	THIRD BIDDER	ESTIMATE
GATE, CHAIN-LINK FENCE, PVC-COATED STEEL / U									
605105M	2022Q2	22462	MONMOUTH	STATE	3	\$0	\$1,750		\$410.00
GATE, CHAIN-LINK FENCE, PVC-COATED STEEL / U									
605108M	2022Q2	22462	MONMOUTH	STATE	3	\$0	\$2,175		\$460.00
GATE, CHAIN-LINK FENCE, PVC-COATED STEEL / U									
605111M	2022Q2	22462	MONMOUTH	STATE	3	\$0	\$2,250		\$630.00
GATE, CHAIN-LINK FENCE, PVC-COATED STEEL / U									
605120M	2022Q2	22462	MONMOUTH	STATE	3	\$0	\$3,030		\$650.00
SLIDING GATE, SECURITY FENCE, 12' WIDE / U									
605152M	2022Q2	22462	MONMOUTH	STATE	2	\$0	\$4,625		\$4,125
REPAIRING CHAIN-LINK FENCE / LF									
605174M	2022Q2	22462	MONMOUTH	STATE	2,000	\$60.00	\$74.22		\$55.00
BARRIER CURB MOUNTED FENCE / LF									
605175M	2022Q2	22120 22462	MIDDLESEX MONMOUTH	NHP-0018 (309) STATE	264 740	\$125.00 \$145.00	\$130.00 \$144.65	\$135.00	\$150.00 \$115.00
TEMPORARY CHAIN-LINK FENCE, 6' HIGH / LF									
605183P	2022Q2	22121	MONMOUTH	NHP-1015 (350)	322	\$10.00	\$40.00	\$40.00	\$25.00
HANDRAIL / LF									
605193P	2022Q2	22112	MERCER	NHP-0029 (329)	19	\$500.00	\$750.00	\$500.00	\$200.00

HISTORICAL BID PRICE LISTING
 BY REGION

REGION: C

PAY ITEM	CALENDAR QUARTER	CONTRACT NUMBER	COUNTY LOCATION	PROJECT DESCRIPTION	BID QUANTITY	AWARD PRICE	SECOND BIDDER	THIRD BIDDER	ESTIMATE
RESET FENCE / LF									
605212P	2022Q2	22107	OCEAN	NHP-0009 (328)	30	\$27.00	\$65.00	\$95.00	\$70.00
		22462	MONMOUTH	STATE	500	\$145.00	\$144.65		\$145.00
		22462	MONMOUTH	STATE	1,000	\$60.00	\$74.22		\$60.00

HISTORICAL BID PRICE LISTING
 BY REGION

REGION: C

PAY ITEM	CALENDAR QUARTER	CONTRACT NUMBER	COUNTY LOCATION	PROJECT DESCRIPTION	BID QUANTITY	AWARD PRICE	SECOND BIDDER	THIRD BIDDER	ESTIMATE
HOT MIX ASPHALT SIDEWALK, 2" THICK / SY									
606003P	2022Q1	22405	MONMOUTH	STATE	13	\$73.50	\$75.00	\$85.00	\$85.00
HOT MIX ASPHALT SIDEWALK, 5" THICK / SY									
606006P	2022Q1	22404	MIDDLESEX	STATE	20	\$150.00	\$200.00	\$60.00	\$85.00
	2022Q2	22131	OCEAN	STBGP-D00S (595)	36	\$65.00	\$170.00		\$150.00
		22120	MIDDLESEX	NHP-0018 (309)	500	\$70.00	\$38.00	\$71.00	\$135.00
CONCRETE SIDEWALK, 4" THICK / SY									
606012P	2021Q4	22403	MERCER	STATE	500	\$45.00	\$75.00	\$200.00	\$77.00
	2022Q1	22428	MERCER	100% STATE	200	\$85.00	\$130.00		\$80.00
		22404	MIDDLESEX	STATE	500	\$50.00	\$105.00	\$20.00	\$77.00
	2022Q2	22121	MONMOUTH	NHP-1015 (350)	1	\$1,500	\$500	\$500	\$300.00
		22113	SOMERSET	NHP-0022 (351)	28	\$215.00	\$157.50	\$340.00	\$100.00
		22131	OCEAN	STBGP-D00S (595)	579	\$190.00	\$200.00		\$100.00
		22118	MIDDLESEX	NHP- 0018 (308)	582	\$160.00	\$140.00	\$138.96	\$75.00
		22120	MIDDLESEX	NHP-0018 (309)	9,858	\$70.00	\$110.00	\$114.00	\$105.00
		22107	OCEAN	NHP-0009 (328)	18,719	\$65.00	\$105.00	\$112.00	\$103.00
TINTED CONCRETE SIDEWALK, 4" THICK / SY									
606013P	2022Q2	22107	OCEAN	NHP-0009 (328)	22	\$175.00	\$245.00	\$210.00	\$100.00
		22116	MERCER	CRRSAA-FLEX-0027 (304)	238	\$140.00	\$400.00	\$123.00	\$260.00
CONCRETE SIDEWALK, 6" THICK / SY									
606018P	2021Q4	22403	MERCER	STATE	222	\$125.25	\$165.00	\$215.00	\$90.00
		22403	MERCER	STATE	250	\$45.00	\$85.00	\$200.00	\$82.00
	2022Q1	22404	MIDDLESEX	STATE	118	\$105.00	\$105.00	\$75.00	\$90.00

HISTORICAL BID PRICE LISTING
 BY REGION

REGION: C

PAY ITEM	CALENDAR QUARTER	CONTRACT NUMBER	COUNTY LOCATION	PROJECT DESCRIPTION	BID QUANTITY	AWARD PRICE	SECOND BIDDER	THIRD BIDDER	ESTIMATE
CONCRETE SIDEWALK, 6" THICK / SY									
606018P	(cont)	22428	MERCER	100% STATE	150	\$85.00	\$150.00		\$85.00
		22404	MIDDLESEX	STATE	250	\$50.00	\$105.00	\$20.00	\$82.00
		22405	MONMOUTH	STATE	1,056	\$141.75	\$148.00	\$170.00	\$90.00
	2022Q2	22119	SOMERSET	NHP-0078 (332)	63	\$105.00	\$150.00	\$187.00	\$100.00
		22112	MERCER	NHP-0029 (329)	790	\$165.00	\$150.00	\$110.00	\$120.00

CONCRETE SIDEWALK, 8" THICK / SY									
606021P	2022Q2	22113	SOMERSET	NHP-0022 (351)	20	\$270.00	\$183.75	\$455.00	\$180.00
		22120	MIDDLESEX	NHP-0018 (309)	175	\$180.00	\$210.00	\$245.00	\$135.00
		22108	MERCER	NHP-0029 (327)	404	\$405.00	\$345.00	\$300.00	\$145.00

BRICK PAVERS / SY									
606029P	2022Q1	22428	MERCER	100% STATE	25	\$125.00	\$400.00		\$175.00

HOT MIX ASPHALT DRIVEWAY, 1 1/2" THICK / SY									
606030P	2022Q2	22107	OCEAN	NHP-0009 (328)	245	\$40.00	\$25.00	\$96.00	\$52.00

HOT MIX ASPHALT DRIVEWAY, 4" THICK / SY									
606036P	2022Q2	22120	MIDDLESEX	NHP-0018 (309)	4,462	\$75.00	\$45.00	\$60.00	\$40.00

HOT MIX ASPHALT DRIVEWAY, 6" THICK / SY									
606039P	2021Q4	22403	MERCER	STATE	250	\$10.00	\$25.00	\$125.00	\$77.00
		22403	MERCER	STATE	251	\$150.00	\$130.00	\$110.00	\$65.00
	2022Q1	22404	MIDDLESEX	STATE	80	\$150.00	\$80.00	\$55.00	\$65.00
		22404	MIDDLESEX	STATE	250	\$10.00	\$85.00	\$5.00	\$77.00
		22405	MONMOUTH	STATE	689	\$125.00	\$93.00	\$120.00	\$65.00

HISTORICAL BID PRICE LISTING
 BY REGION

REGION: C

PAY ITEM	CALENDAR QUARTER	CONTRACT NUMBER	COUNTY LOCATION	PROJECT DESCRIPTION	BID QUANTITY	AWARD PRICE	SECOND BIDDER	THIRD BIDDER	ESTIMATE
HOT MIX ASPHALT DRIVEWAY, 6" THICK / SY									
606039P	2022Q2	22107	OCEAN	NHP-0009 (328)	10,553	\$68.00	\$56.00	\$72.00	\$42.00
HOT MIX ASPHALT DRIVEWAY, VARIABLE THICK / SY									
606042P	2021Q4	22403	MERCER	STATE	250	\$10.00	\$25.00	\$90.00	\$60.00
		22403	MERCER	STATE	2,221	\$74.50	\$45.00	\$44.00	\$45.00
	2022Q1	22404	MIDDLESEX	STATE	250	\$10.00	\$75.00	\$5.00	\$60.00
		22404	MIDDLESEX	STATE	837	\$125.00	\$70.00	\$50.00	\$45.00
		22405	MONMOUTH	STATE	3,560	\$78.00	\$71.00	\$44.00	\$45.00
	2022Q2	22120	MIDDLESEX	NHP-0018 (309)	2,384	\$250.00	\$85.00	\$84.00	\$60.00
STONE OR GRAVEL DRIVEWAY, ___" THICK / SY									
606044P	2022Q2	22120	MIDDLESEX	NHP-0018 (309)	51	\$45.00	\$40.00	\$71.00	\$38.00
		22121	MONMOUTH	NHP-1015 (350)	295	\$25.00	\$50.00	\$25.00	\$25.00
CONCRETE DRIVEWAY, 6" THICK / SY									
606051P	2021Q4	22403	MERCER	STATE	62	\$145.00	\$165.00	\$215.00	\$160.00
	2022Q1	22405	MONMOUTH	STATE	70	\$152.25	\$160.00	\$170.00	\$160.00
		22404	MIDDLESEX	STATE	268	\$120.75	\$105.00	\$100.00	\$150.00
	2022Q2	22120	MIDDLESEX	NHP-0018 (309)	354	\$135.00	\$170.00	\$185.00	\$140.00
		22107	OCEAN	NHP-0009 (328)	4,499	\$130.00	\$120.00	\$120.00	\$100.00
CONCRETE DRIVEWAY, REINFORCED, 6" THICK / SY									
606057P	2021Q4	22403	MERCER	STATE	70	\$155.00	\$165.00	\$220.00	\$170.00
	2022Q1	22405	MONMOUTH	STATE	70	\$152.25	\$160.00	\$170.00	\$170.00
CONCRETE DRIVEWAY, REINFORCED, 8" THICK / SY									
606060P	2022Q2	22120	MIDDLESEX	NHP-0018 (309)	2,780	\$180.00	\$200.00	\$210.00	\$200.00

HISTORICAL BID PRICE LISTING
 BY REGION

REGION: C

PAY ITEM	CALENDAR QUARTER	CONTRACT NUMBER	COUNTY LOCATION	PROJECT DESCRIPTION	BID QUANTITY	AWARD PRICE	SECOND BIDDER	THIRD BIDDER	ESTIMATE

CONCRETE ISLAND, 4" THICK / SY									
606075P	2022Q2	22118	MIDDLESEX	NHP- 0018 (308)	4	\$162.00	\$225.00	\$138.96	\$154.00
		22107	OCEAN	NHP-0009 (328)	118	\$150.00	\$245.00	\$270.00	\$125.00
		22107	OCEAN	NHP-0009 (328)	439	\$65.00	\$115.00	\$135.00	\$125.00
		22120	MIDDLESEX	NHP-0018 (309)	952	\$70.00	\$200.00	\$220.00	\$95.00

CONCRETE ISLAND, 6" THICK / SY									
606078P	2021Q4	22403	MERCER	STATE	351	\$125.25	\$165.00	\$220.00	\$160.00
	2022Q1	22404	MIDDLESEX	STATE	31	\$105.00	\$105.00	\$100.00	\$130.00
		22405	MONMOUTH	STATE	137	\$141.75	\$155.00	\$170.00	\$160.00
	2022Q2	22112	MERCER	NHP-0029 (329)	10	\$150.00	\$140.00	\$200.00	\$130.00

DETECTABLE WARNING SURFACE / SY									
606084P	2021Q4	22403	MERCER	STATE	21	\$300.00	\$130.00	\$350.00	\$200.00
		22403	MERCER	STATE	50	\$300.00	\$300.00	\$350.00	\$200.00
	2022Q1	22404	MIDDLESEX	STATE	9	\$294.00	\$520.00	\$500.00	\$200.00
		22428	MERCER	100% STATE	25	\$80.00	\$100.00		\$50.00
		22404	MIDDLESEX	STATE	50	\$300.00	\$500.00	\$500.00	\$200.00
		22405	MONMOUTH	STATE	98	\$294.00	\$300.00	\$130.00	\$200.00
	2022Q2	22113	SOMERSET	NHP-0022 (351)	15	\$540.00	\$265.00	\$400.00	\$340.00
		22131	OCEAN	STBGP-D00S (595)	26	\$225.00	\$400.00		\$340.00
		22118	MIDDLESEX	NHP- 0018 (308)	65	\$330.00	\$550.00	\$265.00	\$275.00
		22120	MIDDLESEX	NHP-0018 (309)	192	\$275.00	\$900.00	\$440.00	\$268.00
		22107	OCEAN	NHP-0009 (328)	282	\$265.00	\$400.00	\$360.00	\$270.00

DETECTABLE WARNING SURFACE, CAST IRON / SY									
606088P	2022Q2	22116	MERCER	CRRSAA-FLEX-0027 (304)	14	\$450.00	\$400.00	\$440.00	\$550.00

HISTORICAL BID PRICE LISTING
 BY REGION

REGION: C

PAY ITEM -----	CALENDAR QUARTER -----	CONTRACT NUMBER -----	COUNTY LOCATION -----	PROJECT DESCRIPTION -----	BID QUANTITY -----	AWARD PRICE -----	SECOND BIDDER -----	THIRD BIDDER -----	ESTIMATE -----
TURF PAVERS / SY									
606095P	2022Q1	22428	MERCER	100% STATE	125	\$150.00	\$160.00		\$175.00
	2022Q2	22121	MONMOUTH	NHP-1015 (350)	58	\$235.00	\$200.00	\$130.00	\$93.00

HISTORICAL BID PRICE LISTING
 BY REGION

REGION: C

PAY ITEM	CALENDAR QUARTER	CONTRACT NUMBER	COUNTY LOCATION	PROJECT DESCRIPTION	BID QUANTITY	AWARD PRICE	SECOND BIDDER	THIRD BIDDER	ESTIMATE
BLUESTONE SIDEWALK / SY	2022Q2	22116	MERCER	CRRSAA-FLEX-0027 (304	163	\$250.00	\$550.00	\$871.00	\$250.00

HISTORICAL BID PRICE LISTING
 BY REGION

REGION: C

PAY ITEM	CALENDAR QUARTER	CONTRACT NUMBER	COUNTY LOCATION	PROJECT DESCRIPTION	BID QUANTITY	AWARD PRICE	SECOND BIDDER	THIRD BIDDER	ESTIMATE

15" X 41" CONCRETE BARRIER CURB / LF									
607003P	2022Q2	22120	MIDDLESEX	NHP-0018 (309)	3,122	\$100.00	\$100.00	\$99.00	\$107.00

24" X 41" CONCRETE BARRIER CURB / LF									
607012P	2022Q2	22131	OCEAN	STBGP-D00S (595)	40	\$100.00	\$535.00		\$500.00
		22120	MIDDLESEX	NHP-0018 (309)	11,248	\$135.00	\$135.00	\$130.00	\$116.00

9" X 16" CONCRETE VERTICAL CURB / LF									
607018P	2021Q4	22403	MERCER	STATE	1,000	\$45.00	\$48.00	\$100.00	\$42.00
		22403	MERCER	STATE	2,240	\$80.85	\$40.00	\$100.00	\$40.00
	2022Q1	22428	MERCER	100% STATE	50	\$75.00	\$100.00		\$50.00
		22404	MIDDLESEX	STATE	1,000	\$50.00	\$55.00	\$10.00	\$42.00
		22404	MIDDLESEX	STATE	2,029	\$75.60	\$52.00	\$50.00	\$40.00
		22405	MONMOUTH	STATE	4,779	\$64.29	\$73.00	\$41.00	\$40.00
	2022Q2	22464	MONMOUTH	N/A	100	\$60.00	\$25.00		\$35.00
		22121	MONMOUTH	NHP-1015 (350)	110	\$75.00	\$50.00	\$50.00	\$60.00
		22113	SOMERSET	NHP-0022 (351)	218	\$81.00	\$97.75	\$148.00	\$100.00
		22119	SOMERSET	NHP-0078 (332)	652	\$44.00	\$40.00	\$64.00	\$60.00
		22131	OCEAN	STBGP-D00S (595)	1,037	\$110.00	\$100.00		\$60.00
		22118	MIDDLESEX	NHP- 0018 (308)	1,068	\$91.25	\$72.00	\$90.03	\$65.00
		22108	MERCER	NHP-0029 (327)	2,151	\$86.50	\$68.00	\$100.00	\$60.00
		22112	MERCER	NHP-0029 (329)	10,594	\$53.00	\$50.00	\$50.00	\$55.00
		22120	MIDDLESEX	NHP-0018 (309)	41,335	\$45.00	\$32.00	\$36.00	\$40.00
		22107	OCEAN	NHP-0009 (328)	65,333	\$35.00	\$35.00	\$37.00	\$32.00

9" X 18" CONCRETE VERTICAL CURB / LF									
607021P	2021Q4	22403	MERCER	STATE	750	\$45.00	\$48.00	\$100.00	\$50.00
		22403	MERCER	STATE	3,927	\$80.85	\$45.00	\$100.00	\$50.00
	2022Q1	22404	MIDDLESEX	STATE	750	\$50.00	\$55.00	\$10.00	\$50.00
		22404	MIDDLESEX	STATE	1,746	\$75.60	\$52.00	\$50.00	\$50.00

HISTORICAL BID PRICE LISTING
 BY REGION

REGION: C

PAY ITEM	CALENDAR QUARTER	CONTRACT NUMBER	COUNTY LOCATION	PROJECT DESCRIPTION	BID QUANTITY	AWARD PRICE	SECOND BIDDER	THIRD BIDDER	ESTIMATE

9" X 18" CONCRETE VERTICAL CURB / LF									
607021P	(cont)	22405	MONMOUTH	STATE	4,018	\$64.29	\$73.00	\$46.00	\$50.00
	2022Q2	22107	OCEAN	NHP-0009 (328)	62	\$39.00	\$43.00	\$37.00	\$45.00

9" X 20" CONCRETE VERTICAL CURB / LF									
607024P	2021Q4	22403	MERCER	STATE	100	\$45.00	\$48.00	\$100.00	\$60.00
		22403	MERCER	STATE	196	\$80.85	\$50.00	\$100.00	\$60.00
	2022Q1	22404	MIDDLESEX	STATE	100	\$50.00	\$55.00	\$10.00	\$60.00
		22405	MONMOUTH	STATE	421	\$64.29	\$73.00	\$51.00	\$60.00
		22404	MIDDLESEX	STATE	477	\$75.60	\$52.00	\$75.00	\$60.00

9" X 22" CONCRETE VERTICAL CURB / LF									
607027P	2022Q1	22106	HUNTERDON	NHP-0179 (327)	19	\$918.68			\$65.00
		22405	MONMOUTH	STATE	230	\$64.29	\$73.00	\$56.50	\$70.00
	2022Q2	22107	OCEAN	NHP-0009 (328)	45	\$53.00	\$55.00	\$47.00	\$67.00

12" X 13" CONCRETE SLOPING CURB / LF									
607030P	2021Q4	22403	MERCER	STATE	250	\$45.00	\$48.00	\$115.00	\$52.00
	2022Q1	22405	MONMOUTH	STATE	60	\$64.29	\$73.00	\$45.00	\$90.00
		22404	MIDDLESEX	STATE	250	\$50.00	\$55.00	\$10.00	\$52.00
	2022Q2	22131	OCEAN	STBGP-D00S (595)	95	\$190.00	\$110.00		\$75.00
		22107	OCEAN	NHP-0009 (328)	593	\$35.00	\$55.00	\$60.00	\$50.00

9" X 14" CONCRETE VERTICAL CURB / LF									
607034P	2022Q2	22121	MONMOUTH	NHP-1015 (350)	60	\$75.00	\$48.00	\$50.00	\$35.00
		22464	MONMOUTH	N/A	100	\$60.00	\$50.00		\$34.00

HISTORICAL BID PRICE LISTING
 BY REGION

REGION: C

PAY ITEM	CALENDAR QUARTER	CONTRACT NUMBER	COUNTY LOCATION	PROJECT DESCRIPTION	BID QUANTITY	AWARD PRICE	SECOND BIDDER	THIRD BIDDER	ESTIMATE
9" X 14" CONCRETE VERTICAL CURB / LF									
607034P	(cont)	22107	OCEAN	NHP-0009 (328)	277	\$29.00	\$37.00	\$33.00	\$55.00
		22108	MERCER	NHP-0029 (327)	555	\$85.00	\$68.00	\$100.00	\$44.00
		22112	MERCER	NHP-0029 (329)	812	\$53.00	\$50.00	\$50.00	\$55.00
		22120	MIDDLESEX	NHP-0018 (309)	827	\$45.00	\$47.00	\$53.00	\$50.00

24" X VARIABLE HEIGHT CONCRETE BARRIER C / LF									
607060P	2022Q2	22120	MIDDLESEX	NHP-0018 (309)	687	\$165.00	\$175.00	\$165.00	\$230.00

9" X VARIABLE HEIGHT CONCRETE VERTICAL C / LF									
607069P	2021Q4	22403	MERCER	STATE	152	\$80.85	\$55.00	\$100.00	\$75.00
	2022Q1	22404	MIDDLESEX	STATE	50	\$75.60	\$52.00	\$50.00	\$75.00
		22405	MONMOUTH	STATE	1,192	\$64.29	\$73.00	\$56.50	\$75.00
	2022Q2	22113	SOMERSET	NHP-0022 (351)	141	\$81.00	\$97.75	\$153.00	\$100.00
		22120	MIDDLESEX	NHP-0018 (309)	1,000	\$45.00	\$35.00	\$62.00	\$65.00

GRANITE CURB / LF									
607075P	2022Q2	22116	MERCER	CRRSAA-FLEX-0027 (304)	128	\$60.00	\$400.00	\$202.00	\$110.00

RESET BELGIAN BLOCK CURB / LF									
607077P	2022Q2	22120	MIDDLESEX	NHP-0018 (309)	78	\$60.00	\$125.00	\$110.00	\$100.00

BLUESTONE CURB / LF									
607079P	2022Q2	22116	MERCER	CRRSAA-FLEX-0027 (304)	112	\$90.00	\$250.00	\$171.00	\$200.00

HISTORICAL BID PRICE LISTING
 BY REGION

REGION: C

PAY ITEM	CALENDAR QUARTER	CONTRACT NUMBER	COUNTY LOCATION	PROJECT DESCRIPTION	BID QUANTITY	AWARD PRICE	SECOND BIDDER	THIRD BIDDER	ESTIMATE

NONVEGETATIVE SURFACE, HOT MIX ASPHALT / SY									
608003P	2021Q4	22403	MERCER	STATE	10	\$75.00	\$220.00	\$98.00	\$50.00
	2022Q1	22428	MERCER	100% STATE	75	\$50.00	\$55.00		\$75.00
	2022Q2	22121	MONMOUTH	NHP-1015 (350)	436	\$55.00	\$65.00	\$40.00	\$55.00
		22464	MONMOUTH	N/A	750	\$48.00	\$50.00		\$45.00
		22107	OCEAN	NHP-0009 (328)	1,745	\$35.50	\$95.00	\$60.00	\$47.00
		22112	MERCER	NHP-0029 (329)	6,145	\$43.00	\$46.00	\$60.00	\$60.00

NONVEGETATIVE SURFACE, POROUS HMA / SY									
608004P	2022Q2	22119	SOMERSET	NHP-0078 (332)	199	\$48.00	\$50.00	\$88.00	\$55.00
		22131	OCEAN	STBGP-D00S (595)	459	\$47.00	\$115.00		\$50.00
		22120	MIDDLESEX	NHP-0018 (309)	3,151	\$38.50	\$50.00	\$60.00	\$53.00
		22108	MERCER	NHP-0029 (327)	3,985	\$45.00	\$83.00	\$65.00	\$55.00

NONVEGETATIVE SURFACE, POROUS HOT MIX AS / SY									
608005P	2022Q2	22464	MONMOUTH	N/A	350	\$56.25	\$50.00		\$60.00
		22108	MERCER	NHP-0029 (327)	1,791	\$54.00	\$119.00	\$75.00	\$50.00
		22119	SOMERSET	NHP-0078 (332)	2,713	\$63.00	\$55.00	\$103.00	\$40.00

NONVEGETATIVE SURFACE, POLYESTER MATTING / SY									
608012P	2022Q2	22121	MONMOUTH	NHP-1015 (350)	70	\$87.00	\$60.00	\$60.00	\$64.00

HISTORICAL BID PRICE LISTING
 BY REGION

REGION: C

PAY ITEM	CALENDAR QUARTER	CONTRACT NUMBER	COUNTY LOCATION	PROJECT DESCRIPTION	BID QUANTITY	AWARD PRICE	SECOND BIDDER	THIRD BIDDER	ESTIMATE
BEAM GUIDE RAIL / LF									
609003M	2022Q2	22121	MONMOUTH	NHP-1015 (350)	400	\$38.00	\$45.00	\$30.00	\$37.00
		22131	OCEAN	STBGP-D00S (595)	976	\$37.00	\$65.00		\$48.00
		22107	OCEAN	NHP-0009 (328)	2,138	\$32.00	\$50.00	\$45.00	\$30.00
		22119	SOMERSET	NHP-0078 (332)	2,726	\$38.00	\$35.00	\$50.00	\$30.00
		22120	MIDDLESEX	NHP-0018 (309)	3,571	\$31.50	\$31.00	\$47.00	\$30.00
		22112	MERCER	NHP-0029 (329)	8,346	\$38.00	\$37.00	\$40.00	\$37.00
		22108	MERCER	NHP-0029 (327)	23,950	\$38.00	\$37.35	\$70.00	\$40.00
		22464	MONMOUTH	N/A	37,000	\$52.00	\$70.00		\$54.00

BEAM GUIDE RAIL, BRIDGE / LF									
609004M	2022Q2	22120	MIDDLESEX	NHP-0018 (309)	775	\$178.50	\$190.00	\$230.00	\$129.00
		22112	MERCER	NHP-0029 (329)	1,189	\$190.00	\$215.00	\$235.00	\$155.00
		22108	MERCER	NHP-0029 (327)	1,703	\$195.75	\$224.00	\$250.00	\$160.00

BEAM GUIDE RAIL, DUAL-FACED / LF									
609006M	2022Q2	22120	MIDDLESEX	NHP-0018 (309)	285	\$42.00	\$44.00	\$68.00	\$40.00
		22131	OCEAN	STBGP-D00S (595)	363	\$48.50	\$117.00		\$120.00
		22112	MERCER	NHP-0029 (329)	447	\$61.00	\$47.00	\$57.00	\$45.00

MODIFIED THRIE BEAM GUIDE RAIL / LF									
609009M	2022Q2	22464	MONMOUTH	N/A	1,500	\$65.00	\$70.00		\$58.00

FLARED GUIDE RAIL TERMINAL / U									
609024M	2022Q2	22464	MONMOUTH	N/A	15	\$1,400	\$2,300		\$2,200

BURIED GUIDE RAIL TERMINAL / U									
609025M	2022Q2	22119	SOMERSET	NHP-0078 (332)	1	\$1,925	\$2,000	\$4,300	\$2,000
		22464	MONMOUTH	N/A	5	\$1.00	\$1.00		\$1,000

HISTORICAL BID PRICE LISTING
 BY REGION

REGION: C

PAY ITEM	CALENDAR QUARTER	CONTRACT NUMBER	COUNTY LOCATION	PROJECT DESCRIPTION	BID QUANTITY	AWARD PRICE	SECOND BIDDER	THIRD BIDDER	ESTIMATE
TANGENT GUIDE RAIL TERMINAL / U									
609027M	2022Q2	22131	OCEAN	STBGP-D00S (595)	1	\$4,300	\$6,800		\$4,300
		22119	SOMERSET	NHP-0078 (332)	2	\$4,300	\$4,000	\$4,300	\$4,000
		22121	MONMOUTH	NHP-1015 (350)	4	\$3,750	\$4,700	\$4,000	\$3,500
		22112	MERCER	NHP-0029 (329)	5	\$4,100	\$4,200	\$4,600	\$3,700
		22120	MIDDLESEX	NHP-0018 (309)	5	\$4,048	\$4,200	\$4,000	\$3,000
		22108	MERCER	NHP-0029 (327)	7	\$3,025	\$3,250	\$5,000	\$4,200
		22107	OCEAN	NHP-0009 (328)	9	\$4,150	\$4,400	\$4,000	\$3,350
		22464	MONMOUTH	N/A	75	\$3,800	\$3,000		\$2,750
TELESCOPING GUIDE RAIL END TERMINAL / U									
609030M	2022Q2	22120	MIDDLESEX	NHP-0018 (309)	2	\$6,571	\$7,000	\$7,800	\$6,000
		22464	MONMOUTH	N/A	10	\$3,700	\$2,500		\$3,500
CONTROLLED RELEASE TERMINAL / U									
609033M	2022Q2	22121	MONMOUTH	NHP-1015 (350)	1	\$2,000	\$2,500	\$2,500	\$1,600
		22464	MONMOUTH	N/A	5	\$500.00	\$730.00		\$750.00
CONTROLLED RELEASE TERMINAL ANCHORAGE / U									
609036M	2022Q2	22121	MONMOUTH	NHP-1015 (350)	1	\$2,250	\$2,500	\$2,300	\$2,000
		22464	MONMOUTH	N/A	5	\$600.00	\$750.00		\$750.00
BEAM GUIDE RAIL ANCHORAGE / U									
609039M	2022Q2	22121	MONMOUTH	NHP-1015 (350)	2	\$2,000	\$2,500	\$1,000	\$1,500
		22119	SOMERSET	NHP-0078 (332)	3	\$1,425	\$1,500	\$3,197	\$1,250
		22131	OCEAN	STBGP-D00S (595)	5	\$1,250	\$3,200		\$1,300
		22112	MERCER	NHP-0029 (329)	6	\$1,800	\$1,400	\$1,450	\$1,350
		22107	OCEAN	NHP-0009 (328)	7	\$1,150	\$2,200	\$2,000	\$1,100
		22108	MERCER	NHP-0029 (327)	7	\$1,450	\$1,650	\$1,300	\$1,300
		22120	MIDDLESEX	NHP-0018 (309)	14	\$1,209	\$1,250	\$2,000	\$1,200
		22464	MONMOUTH	N/A	45	\$1,300	\$1,000		\$1,000

HISTORICAL BID PRICE LISTING
 BY REGION

REGION: C

PAY ITEM	CALENDAR QUARTER	CONTRACT NUMBER	COUNTY LOCATION	PROJECT DESCRIPTION	BID QUANTITY	AWARD PRICE	SECOND BIDDER	THIRD BIDDER	ESTIMATE

BEAM GUIDE RAIL POST / U									
609042M	2022Q2	22119	SOMERSET	NHP-0078 (332)	10	\$90.00	\$90.00	\$165.00	\$125.00
		22108	MERCER	NHP-0029 (327)	130	\$125.00	\$115.00	\$120.00	\$90.00
		22120	MIDDLESEX	NHP-0018 (309)	135	\$78.85	\$84.00	\$150.00	\$60.00

BEAM GUIDE RAIL POST, 8' LONG / U									
609048M	2022Q2	22108	MERCER	NHP-0029 (327)	489	\$75.00	\$27.00	\$120.00	\$78.00

APPROACH GUIDE RAIL TRANSITION TL-2 / U									
609058M	2022Q2	22119	SOMERSET	NHP-0078 (332)	4	\$3,800	\$2,400	\$4,300	\$2,500
		22121	MONMOUTH	NHP-1015 (350)	4	\$2,750	\$4,250	\$2,500	\$2,000
		22107	OCEAN	NHP-0009 (328)	9	\$2,550	\$3,400	\$3,000	\$3,000

APPROACH GUIDE RAIL TRANSITION TL-3 / U									
609059M	2022Q2	22108	MERCER	NHP-0029 (327)	2	\$4,200	\$5,675	\$6,000	\$5,100
		22120	MIDDLESEX	NHP-0018 (309)	3	\$3,101	\$3,200	\$6,000	\$3,500

REMOVAL OF BEAM GUIDE RAIL / LF									
609075M	2022Q2	22121	MONMOUTH	NHP-1015 (350)	650	\$0.01	\$5.00	\$1.00	\$5.00
		22131	OCEAN	STBGP-D00S (595)	2,442	\$1.10	\$5.75		\$2.00
		22107	OCEAN	NHP-0009 (328)	3,116	\$1.00	\$6.00	\$5.00	\$2.00
		22119	SOMERSET	NHP-0078 (332)	3,162	\$1.25	\$1.00	\$1.00	\$3.00
		22120	MIDDLESEX	NHP-0018 (309)	4,909	\$1.05	\$5.00	\$6.00	\$3.00
		22112	MERCER	NHP-0029 (329)	8,812	\$1.00	\$1.00	\$2.00	\$5.00
		22108	MERCER	NHP-0029 (327)	26,129	\$5.00	\$2.00	\$2.00	\$2.00

HISTORICAL BID PRICE LISTING
 BY REGION

REGION: C

PAY ITEM	CALENDAR QUARTER	CONTRACT NUMBER	COUNTY LOCATION	PROJECT DESCRIPTION	BID QUANTITY	AWARD PRICE	SECOND BIDDER	THIRD BIDDER	ESTIMATE

TRAFFIC STRIPES, 4" / LF									
610003M	2021Q4	20466	MONMOUTH	NHP-D00S (456)	1,000	\$2.50	\$10.20	\$3.00	\$3.50
		22403	MERCER	STATE	128,151	\$0.95	\$0.40	\$0.35	\$0.30
		22403	MERCER	STATE	150,000	\$0.47	\$0.34	\$0.35	\$0.35
		21454	MONMOUTH	STBGP-FLEX-D00S (502)	3,936,131	\$0.45	\$0.47		\$0.40
	2022Q1	22404	MIDDLESEX	STATE	112,227	\$0.36	\$0.35	\$0.02	\$0.30
		22106	HUNTERDON	NHP-0179 (327)	134,100	\$0.58			\$0.50
		22404	MIDDLESEX	STATE	150,000	\$0.36	\$0.35	\$0.02	\$0.35
		22405	MONMOUTH	STATE	502,902	\$0.36	\$0.36	\$0.35	\$0.30
	2022Q2	22108	MERCER	NHP-0029 (327)	400	\$2.50	\$2.50	\$6.42	\$2.00
		22121	MONMOUTH	NHP-1015 (350)	2,000	\$1.50	\$2.00	\$2.00	\$1.00
		22116	MERCER	CRRSAA-FLEX-0027 (304)	2,160	\$1.50	\$1.65	\$1.65	\$1.00
		22119	SOMERSET	NHP-0078 (332)	4,252	\$1.30	\$1.00	\$1.50	\$1.00
		22131	OCEAN	STBGP-D00S (595)	19,355	\$0.65	\$0.85		\$0.80
		22112	MERCER	NHP-0029 (329)	32,100	\$0.55	\$0.70	\$0.67	\$3.00
		22118	MIDDLESEX	NHP- 0018 (308)	62,570	\$0.39	\$0.44	\$0.48	\$0.60
		22104	MERCER	NHP-0029 (328)	148,150	\$0.90			\$0.50
		22113	SOMERSET	NHP-0022 (351)	240,000	\$0.40	\$0.45	\$0.38	\$0.50
		22107	OCEAN	NHP-0009 (328)	323,186	\$0.75	\$1.00	\$0.38	\$0.40
		22120	MIDDLESEX	NHP-0018 (309)	386,374	\$0.40	\$0.40	\$0.40	\$0.50

TRAFFIC STRIPES, 6" / LF									
610006M	2021Q4	22403	MERCER	STATE	37,500	\$0.57	\$0.51	\$0.55	\$0.70
		21454	MONMOUTH	STBGP-FLEX-D00S (502)	1,895,450	\$0.75	\$0.65		\$0.65
	2022Q1	22404	MIDDLESEX	STATE	37,500	\$0.54	\$0.40	\$0.02	\$0.70
	2022Q2	22131	OCEAN	STBGP-D00S (595)	96	\$1.10	\$1.30		\$1.00
		22108	MERCER	NHP-0029 (327)	200	\$3.75	\$3.75	\$8.93	\$2.00

TRAFFIC STRIPES, 8" / LF									
610007M	2021Q4	22403	MERCER	STATE	11,606	\$0.89	\$0.75	\$0.74	\$0.70
		22403	MERCER	STATE	20,000	\$0.89	\$0.68	\$0.75	\$1.00

HISTORICAL BID PRICE LISTING
 BY REGION

REGION: C

PAY ITEM	CALENDAR QUARTER	CONTRACT NUMBER	COUNTY LOCATION	PROJECT DESCRIPTION	BID QUANTITY	AWARD PRICE	SECOND BIDDER	THIRD BIDDER	ESTIMATE
TRAFFIC STRIPES, 8" / LF									
610007M	(cont)	21454	MONMOUTH	STBGP-FLEX-D00S (502)	196,807	\$0.90	\$1.55		\$0.90
	2022Q1	22106	HUNTERDON	NHP-0179 (327)	3,000	\$1.15			\$1.50
		22404	MIDDLESEX	STATE	16,087	\$0.71	\$0.55	\$0.70	\$0.70
		22404	MIDDLESEX	STATE	20,000	\$0.72	\$0.55	\$0.02	\$1.00
		22405	MONMOUTH	STATE	56,482	\$0.71	\$0.70	\$0.70	\$0.70
	2022Q2	22116	MERCER	CRRSAA-FLEX-0027 (304)	100	\$3.00	\$1.95	\$1.65	\$1.50
		22108	MERCER	NHP-0029 (327)	200	\$5.00	\$5.00	\$12.28	\$1.00
		22131	OCEAN	STBGP-D00S (595)	2,471	\$1.25	\$1.75		\$1.00
		22112	MERCER	NHP-0029 (329)	7,950	\$1.10	\$0.90	\$0.95	\$4.00
		22120	MIDDLESEX	NHP-0018 (309)	8,845	\$0.80	\$0.75	\$0.80	\$1.00
		22107	OCEAN	NHP-0009 (328)	21,700	\$0.85	\$1.70	\$0.77	\$0.80

TRAFFIC MARKINGS, SYMBOLS / SF									
610008M	2021Q4	20466	MONMOUTH	NHP-D00S (456)	1,000	\$5.50	\$15.30	\$10.00	\$5.00

TRAFFIC MARKINGS / SF									
610009M	2022Q2	22107	OCEAN	NHP-0009 (328)	403	\$2.50	\$1.20	\$2.40	\$9.00
		22112	MERCER	NHP-0029 (329)	455	\$7.70	\$7.25	\$8.00	\$20.00

RPM, MONO-DIRECTIONAL, WHITE LENS / U									
610012M	2021Q4	22403	MERCER	STATE	606	\$31.45	\$33.00	\$35.00	\$30.00
		22403	MERCER	STATE	750	\$31.45	\$32.00	\$35.00	\$30.00
		21454	MONMOUTH	STBGP-FLEX-D00S (502)	1,000	\$25.00	\$50.00		\$35.00
	2022Q1	22106	HUNTERDON	NHP-0179 (327)	400	\$41.52			\$31.00
		22404	MIDDLESEX	STATE	569	\$33.60	\$33.00	\$30.00	\$30.00
		22404	MIDDLESEX	STATE	750	\$33.60	\$35.00	\$0.02	\$30.00
		22405	MONMOUTH	STATE	1,382	\$33.60	\$33.75	\$33.50	\$30.00
	2022Q2	22116	MERCER	CRRSAA-FLEX-0027 (304)	8	\$140.00	\$125.00	\$2.00	\$40.00

HISTORICAL BID PRICE LISTING
BY REGION

REGION: C

PAY ITEM	CALENDAR QUARTER	CONTRACT NUMBER	COUNTY LOCATION	PROJECT DESCRIPTION	BID QUANTITY	AWARD PRICE	SECOND BIDDER	THIRD BIDDER	ESTIMATE
RPM, MONO-DIRECTIONAL, WHITE LENS / U									
610012M	(cont)	22104	MERCER	NHP-0029 (328)	50	\$54.90			\$31.00
		22107	OCEAN	NHP-0009 (328)	234	\$38.75	\$40.00	\$39.00	\$40.00
		22131	OCEAN	STBGP-D00S (595)	280	\$33.00	\$73.00		\$35.00
		22112	MERCER	NHP-0029 (329)	603	\$33.00	\$37.00	\$42.00	\$45.00
		22118	MIDDLESEX	NHP- 0018 (308)	830	\$37.00	\$1.00	\$32.55	\$33.00
		22120	MIDDLESEX	NHP-0018 (309)	1,699	\$36.80	\$40.00	\$38.00	\$28.00
		22113	SOMERSET	NHP-0022 (351)	4,350	\$1.00	\$32.55	\$36.50	\$30.00

TRAFFIC MARKING LINES, 4" / LF									
610013M	2021Q4	22403	MERCER	STATE	10,000	\$0.78	\$0.65	\$0.70	\$1.00
		21454	MONMOUTH	STBGP-FLEX-D00S (502)	30,000	\$1.00	\$2.95		\$1.50
	2022Q1	22404	MIDDLESEX	STATE	10,000	\$0.79	\$0.90	\$0.02	\$1.00

TRAFFIC MARKING LINES, 8" / LF									
610014M	2021Q4	22403	MERCER	STATE	3,685	\$1.47	\$1.30	\$1.40	\$1.50
		22403	MERCER	STATE	5,000	\$1.57	\$1.30	\$1.40	\$1.50
		21454	MONMOUTH	STBGP-FLEX-D00S (502)	60,778	\$6.50	\$5.25		\$4.00
	2022Q1	22106	HUNTERDON	NHP-0179 (327)	450	\$2.88			\$2.00
		22404	MIDDLESEX	STATE	1,176	\$1.57	\$1.30	\$15.00	\$1.50
		22404	MIDDLESEX	STATE	5,000	\$1.57	\$1.55	\$0.02	\$1.50
		22405	MONMOUTH	STATE	19,914	\$1.36	\$1.38	\$1.35	\$1.50
	2022Q2	22116	MERCER	CRRSAA-FLEX-0027 (304)	230	\$1.75	\$2.75	\$2.75	\$2.00
		22131	OCEAN	STBGP-D00S (595)	1,206	\$1.65	\$2.50		\$2.50
		22118	MIDDLESEX	NHP- 0018 (308)	5,665	\$1.65	\$1.25	\$1.47	\$2.00
		22120	MIDDLESEX	NHP-0018 (309)	14,250	\$1.58	\$1.70	\$1.60	\$1.00
		22107	OCEAN	NHP-0009 (328)	15,644	\$1.60	\$1.20	\$1.60	\$1.60
		22113	SOMERSET	NHP-0022 (351)	15,800	\$1.30	\$1.36	\$1.50	\$1.50

RPM, BI-DIRECTIONAL, WHITE LENS / U									
610015M	2022Q2	22131	OCEAN	STBGP-D00S (595)	180	\$0.01	\$73.00		\$40.00

HISTORICAL BID PRICE LISTING
 BY REGION

REGION: C

PAY ITEM	CALENDAR QUARTER	CONTRACT NUMBER	COUNTY LOCATION	PROJECT DESCRIPTION	BID QUANTITY	AWARD PRICE	SECOND BIDDER	THIRD BIDDER	ESTIMATE

TRAFFIC MARKING LINES, 12" / LF									
610016M	2022Q2	22118	MIDDLESEX	NHP- 0018 (308)	55	\$3.50	\$3.30	\$3.15	\$4.00
		22131	OCEAN	STBGP-D00S(595)	112	\$2.50	\$3.75		\$4.00
		22104	MERCER	NHP-0029(328)	275	\$4.80			\$3.00
		22113	SOMERSET	NHP-0022 (351)	400	\$1.95	\$2.10	\$2.30	\$2.00
		22107	OCEAN	NHP-0009(328)	1,096	\$2.40	\$2.50	\$2.40	\$2.20

TRAFFIC MARKING LINES, 24" / LF									
610017M	2021Q4	22403	MERCER	STATE	2,000	\$4.72	\$4.00	\$4.35	\$5.00
		22403	MERCER	STATE	6,958	\$4.41	\$4.15	\$4.35	\$4.00
		21454	MONMOUTH	STBGP-FLEX-D00S(502)	142,343	\$9.00	\$11.00		\$7.00
	2022Q1	22106	HUNTERDON	NHP-0179(327)	1,000	\$8.64			\$6.00
		22404	MIDDLESEX	STATE	2,000	\$4.73	\$5.00	\$6.00	\$5.00
		22404	MIDDLESEX	STATE	8,835	\$4.75	\$4.75	\$4.50	\$4.00
		22405	MONMOUTH	STATE	21,846	\$4.10	\$4.10	\$4.00	\$4.00
	2022Q2	22108	MERCER	NHP-0029(327)	100	\$15.00	\$15.00	\$19.94	\$6.00
		22116	MERCER	CRRSAA-FLEX-0027(304)	190	\$5.25	\$8.15	\$8.25	\$6.00
		22104	MERCER	NHP-0029(328)	200	\$8.82			\$7.00
		22131	OCEAN	STBGP-D00S(595)	952	\$5.00	\$7.25		\$5.00
		22112	MERCER	NHP-0029(329)	1,545	\$5.00	\$6.25	\$7.00	\$11.00
		22118	MIDDLESEX	NHP- 0018 (308)	2,230	\$5.50	\$5.00	\$4.98	\$6.00
		22113	SOMERSET	NHP-0022 (351)	4,500	\$4.00	\$4.83	\$5.25	\$4.00
		22120	MIDDLESEX	NHP-0018 (309)	8,990	\$4.73	\$5.40	\$4.70	\$5.00
		22107	OCEAN	NHP-0009(328)	19,692	\$4.85	\$3.60	\$4.90	\$4.40

RPM, MONO-DIRECTIONAL, AMBER LENS / U									
610018M	2021Q4	22403	MERCER	STATE	439	\$31.45	\$33.00	\$35.00	\$30.00
		22403	MERCER	STATE	750	\$31.45	\$32.00	\$35.00	\$30.00
		21454	MONMOUTH	STBGP-FLEX-D00S(502)	1,000	\$25.00	\$50.00		\$35.00
	2022Q1	22106	HUNTERDON	NHP-0179(327)	15	\$41.52			\$42.00
		22404	MIDDLESEX	STATE	414	\$33.60	\$33.00	\$30.00	\$30.00
		22404	MIDDLESEX	STATE	750	\$33.60	\$35.00	\$0.02	\$30.00

HISTORICAL BID PRICE LISTING
 BY REGION

REGION: C

PAY ITEM	CALENDAR QUARTER	CONTRACT NUMBER	COUNTY LOCATION	PROJECT DESCRIPTION	BID QUANTITY	AWARD PRICE	SECOND BIDDER	THIRD BIDDER	ESTIMATE
RPM, MONO-DIRECTIONAL, AMBER LENS / U									
610018M	(cont)	22405	MONMOUTH	STATE	1,136	\$33.60	\$33.75	\$33.50	\$30.00
	2022Q2	22131	OCEAN	STBGP-D00S (595)	40	\$33.00	\$73.00		\$40.00
		22112	MERCER	NHP-0029 (329)	180	\$33.00	\$37.00	\$40.00	\$45.00
		22107	OCEAN	NHP-0009 (328)	300	\$38.75	\$40.00	\$39.00	\$32.00
		22118	MIDDLESEX	NHP- 0018 (308)	415	\$37.00	\$42.00	\$32.55	\$35.00
		22120	MIDDLESEX	NHP-0018 (309)	510	\$36.80	\$40.00	\$38.00	\$29.00
		22113	SOMERSET	NHP-0022 (351)	1,930	\$14.80	\$32.55	\$36.50	\$30.00
RPM, BI-DIRECTIONAL, AMBER LENS / U									
610021M	2021Q4	22403	MERCER	STATE	196	\$31.45	\$33.00	\$35.00	\$30.00
		21454	MONMOUTH	STBGP-FLEX-D00S (502)	1,000	\$25.00	\$50.00		\$35.00
		22403	MERCER	STATE	1,000	\$31.45	\$32.00	\$35.00	\$30.00
	2022Q1	22404	MIDDLESEX	STATE	137	\$33.60	\$33.00	\$30.00	\$30.00
		22405	MONMOUTH	STATE	221	\$33.60	\$33.75	\$33.50	\$30.00
		22106	HUNTERDON	NHP-0179 (327)	600	\$41.52			\$33.00
		22404	MIDDLESEX	STATE	1,000	\$33.60	\$35.00	\$0.02	\$30.00
	2022Q2	22116	MERCER	CRRSAA-FLEX-0027 (304)	8	\$140.00	\$125.00	\$126.50	\$50.00
		22121	MONMOUTH	NHP-1015 (350)	11	\$140.00	\$150.00	\$250.00	\$43.00
		22131	OCEAN	STBGP-D00S (595)	30	\$33.00	\$73.00		\$45.00
		22113	SOMERSET	NHP-0022 (351)	180	\$34.50	\$32.55	\$36.50	\$32.80
		22107	OCEAN	NHP-0009 (328)	316	\$38.75	\$40.00	\$39.00	\$30.00
		22104	MERCER	NHP-0029 (328)	740	\$54.90			\$33.00
REMOVAL OF RPM / U									
610024M	2021Q4	21454	MONMOUTH	STBGP-FLEX-D00S (502)	1,000	\$4.95	\$5.00		\$8.00
		22403	MERCER	STATE	1,241	\$2.00	\$10.00	\$6.00	\$5.00
		22403	MERCER	STATE	2,500	\$1.00	\$1.00	\$6.00	\$3.30
	2022Q1	22106	HUNTERDON	NHP-0179 (327)	1,015	\$65.00			\$9.00
		22404	MIDDLESEX	STATE	1,120	\$2.00	\$5.40	\$0.02	\$5.00
		22404	MIDDLESEX	STATE	2,500	\$1.00	\$5.50	\$0.02	\$3.30

HISTORICAL BID PRICE LISTING
 BY REGION

REGION: C

PAY ITEM	CALENDAR QUARTER	CONTRACT NUMBER	COUNTY LOCATION	PROJECT DESCRIPTION	BID QUANTITY	AWARD PRICE	SECOND BIDDER	THIRD BIDDER	ESTIMATE
REMOVAL OF RPM / U									
610024M	(cont)	22405	MONMOUTH	STATE	2,739	\$2.00	\$5.25	\$10.00	\$6.00
	2022Q2	22121	MONMOUTH	NHP-1015 (350)	5	\$50.00	\$1.00	\$1.00	\$35.00
		22116	MERCER	CRRSAA-FLEX-0027 (304)	16	\$1.00	\$0.01	\$71.50	\$7.00
		22112	MERCER	NHP-0029 (329)	783	\$3.30	\$1.00	\$11.00	\$10.00
		22104	MERCER	NHP-0029 (328)	900	\$65.00			\$11.00
		22118	MIDDLESEX	NHP- 0018 (308)	1,245	\$5.00	\$1.00	\$10.00	\$7.00
		22113	SOMERSET	NHP-0022 (351)	6,460	\$1.00	\$10.00	\$2.00	\$0.60
REMOVAL AND REPLACEMENT OF RPM LENS / U									
610027M	2021Q4	21454	MONMOUTH	STBGP-FLEX-D00S (502)	47,100	\$15.00	\$19.00		\$12.00
RUMBLE STRIP / LF									
610033M	2021Q4	22403	MERCER	STATE	5,000	\$3.15	\$1.65	\$3.25	\$1.05
		22403	MERCER	STATE	7,739	\$2.24	\$1.75	\$1.40	\$1.00
	2022Q1	22404	MIDDLESEX	STATE	5,000	\$2.83	\$2.75	\$7.75	\$1.05
		22405	MONMOUTH	STATE	6,219	\$2.15	\$2.40	\$2.10	\$1.00
		22404	MIDDLESEX	STATE	6,299	\$2.25	\$2.50	\$5.00	\$1.00
		22106	HUNTERDON	NHP-0179 (327)	32,200	\$0.60			\$2.00
	2022Q2	22112	MERCER	NHP-0029 (329)	5,250	\$2.20	\$1.00	\$1.00	\$2.00
		22107	OCEAN	NHP-0009 (328)	15,223	\$1.00	\$0.80	\$0.75	\$1.00
		22104	MERCER	NHP-0029 (328)	49,100	\$0.49			\$0.50
REMOVAL OF TRAFFIC STRIPES / LF									
610036M	2021Q4	22403	MERCER	STATE	1,000	\$1.05	\$1.00	\$1.10	\$0.85
		22403	MERCER	STATE	5,000	\$0.77	\$1.00	\$1.10	\$0.85
		21454	MONMOUTH	STBGP-FLEX-D00S (502)	650,000	\$0.25	\$0.25		\$0.50
	2022Q1	22404	MIDDLESEX	STATE	1,000	\$1.00	\$1.55	\$1.00	\$0.85
		22405	MONMOUTH	STATE	1,000	\$1.05	\$1.00	\$1.00	\$0.85

HISTORICAL BID PRICE LISTING
BY REGION

REGION: C

PAY ITEM	CALENDAR QUARTER	CONTRACT NUMBER	COUNTY LOCATION	PROJECT DESCRIPTION	BID QUANTITY	AWARD PRICE	SECOND BIDDER	THIRD BIDDER	ESTIMATE	
REMOVAL OF TRAFFIC STRIPES / LF										
610036M	(cont)	22404	MIDDLESEX	STATE	5,000	\$0.78	\$1.00	\$0.02	\$0.85	
		22106	HUNTERDON	NHP-0179 (327)	137,100	\$0.75			\$1.00	
	2022Q2	22108	MERCER	NHP-0029 (327)	900	\$2.50	\$2.50	\$1.23	\$0.90	
		22121	MONMOUTH	NHP-1015 (350)	2,000	\$1.40	\$1.00	\$1.00	\$1.00	
		22112	MERCER	NHP-0029 (329)	107,102	\$0.80	\$0.35	\$0.70	\$1.00	
		22104	MERCER	NHP-0029 (328)	148,150	\$0.75			\$1.00	
		22120	MIDDLESEX	NHP-0018 (309)	288,636	\$0.68	\$0.67	\$0.65	\$0.50	
		22107	OCEAN	NHP-0009 (328)	376,060	\$0.75	\$0.70	\$0.65	\$0.50	
	REMOVAL OF TRAFFIC MARKINGS / SF									
	610039M	2021Q4	22403	MERCER	STATE	500	\$3.15	\$3.00	\$3.25	\$3.30
		22403	MERCER	STATE	500	\$3.15	\$3.00	\$3.25	\$3.00	
		21454	MONMOUTH	STBGP-FLEX-D00S (502)	26,230	\$1.80	\$2.00		\$1.30	
2022Q1		22404	MIDDLESEX	STATE	500	\$3.00	\$3.00	\$3.00	\$3.30	
		22404	MIDDLESEX	STATE	500	\$3.15	\$3.00	\$0.02	\$3.00	
		22405	MONMOUTH	STATE	500	\$3.10	\$3.15	\$3.05	\$3.30	
		22106	HUNTERDON	NHP-0179 (327)	3,550	\$5.88			\$2.00	
2022Q2		22107	OCEAN	NHP-0009 (328)	204	\$3.20	\$7.50	\$3.30	\$3.81	
		22104	MERCER	NHP-0029 (328)	675	\$7.14			\$3.00	
TRAFFIC MARKINGS SYMBOLS / SF										
610060M		2021Q4	22403	MERCER	STATE	1,250	\$7.35	\$7.00	\$7.50	\$8.00
			22403	MERCER	STATE	3,075	\$7.35	\$7.00	\$7.50	\$6.00
			21454	MONMOUTH	STBGP-FLEX-D00S (502)	52,460	\$15.00	\$11.00		\$8.00
	2022Q1	22404	MIDDLESEX	STATE	1,172	\$7.35	\$7.00	\$5.00	\$6.00	
		22106	HUNTERDON	NHP-0179 (327)	1,250	\$23.70			\$7.00	
		22404	MIDDLESEX	STATE	1,250	\$7.35	\$6.75	\$2.00	\$8.00	
		22405	MONMOUTH	STATE	9,546	\$7.35	\$7.40	\$7.15	\$6.00	
	2022Q2	22116	MERCER	CRRSAA-FLEX-0027 (304)	95	\$8.00	\$10.25	\$10.45	\$9.00	

HISTORICAL BID PRICE LISTING
 BY REGION

REGION: C

PAY ITEM	CALENDAR QUARTER	CONTRACT NUMBER	COUNTY LOCATION	PROJECT DESCRIPTION	BID QUANTITY	AWARD PRICE	SECOND BIDDER	THIRD BIDDER	ESTIMATE
-----	-----	-----	-----	-----	-----	-----	-----	-----	-----
TRAFFIC MARKINGS	SYMBOLS	/ SF							
610060M	(cont)	22131	OCEAN	STBGP-D00S (595)	250	\$7.75	\$11.25		\$8.00
		22118	MIDDLESEX	NHP- 0018 (308)	2,270	\$7.75	\$7.75	\$7.03	\$6.00
		22120	MIDDLESEX	NHP-0018 (309)	3,968	\$7.36	\$9.00	\$8.00	\$7.00
		22113	SOMERSET	NHP-0022 (351)	6,500	\$6.20	\$7.14	\$7.75	\$5.00
		22107	OCEAN	NHP-0009 (328)	14,788	\$7.50	\$1.20	\$7.50	\$7.00

HISTORICAL BID PRICE LISTING
 BY REGION

REGION: C

PAY ITEM	CALENDAR QUARTER	CONTRACT NUMBER	COUNTY LOCATION	PROJECT DESCRIPTION	BID QUANTITY	AWARD PRICE	SECOND BIDDER	THIRD BIDDER	ESTIMATE

CUSH, COMP BAR, TYPE 2, NARROW / U									
611300M	2022Q2	22107	OCEAN	NHP-0009 (328)	1	\$30,000	\$60,000	\$35,000	\$30,000

CRASH CUSH, COMP BAR, TYPE 3, NARROW / U									
611312M	2022Q2	22107	OCEAN	NHP-0009 (328)	1	\$40,000	\$52,000	\$44,000	\$34,000
		22120	MIDDLESEX	NHP-0018 (309)	5	\$28,018	\$34,000	\$41,000	\$35,000

CRASH CUSH, COMP BAR, TYPE 4, X-WIDE / U									
611333M	2022Q2	22108	MERCER	NHP-0029 (327)	1	\$50,500	\$63,800	\$45,000	\$55,000

CRASH CUSHION, LOW MAINTENANCE, COMPRESS / U									
611348M	2022Q2	22108	MERCER	NHP-0029 (327)	1	\$46,250	\$51,500	\$35,000	\$39,000
		22131	OCEAN	STBGP-D00S (595)	2	\$55,000	\$85,000		\$30,000
		22120	MIDDLESEX	NHP-0018 (309)	14	\$38,398	\$36,000	\$47,000	\$40,000

HISTORICAL BID PRICE LISTING
 BY REGION

REGION: C

PAY ITEM	CALENDAR QUARTER	CONTRACT NUMBER	COUNTY LOCATION	PROJECT DESCRIPTION	BID QUANTITY	AWARD PRICE	SECOND BIDDER	THIRD BIDDER	ESTIMATE
REGULATORY AND WARNING SIGN / SF									
612003P	2022Q2	22116	MERCER	CRRSAA-FLEX-0027 (304	23	\$50.00	\$50.00	\$49.50	\$50.00
		22121	MONMOUTH	NHP-1015 (350)	75	\$35.00	\$40.00	\$40.00	\$40.00
		22131	OCEAN	STBGP-D00S (595)	645	\$50.00	\$73.00		\$45.00
		22107	OCEAN	NHP-0009 (328)	2,661	\$45.50	\$40.00	\$14.00	\$38.00
		22120	MIDDLESEX	NHP-0018 (309)	3,897	\$39.95	\$50.00	\$48.00	\$55.00

GUIDE SIGN, TYPE GA, STEEL "U" POST SUPP / SF									
612006P	2022Q2	22120	MIDDLESEX	NHP-0018 (309)	1,124	\$33.64	\$52.00	\$52.00	\$38.00

RELOCATE SIGN / U									
612021M	2022Q2	22113	SOMERSET	NHP-0022 (351)	1	\$500.00	\$500.00	\$285.00	\$500.00
		22120	MIDDLESEX	NHP-0018 (309)	18	\$194.49	\$550.00	\$390.00	\$170.00

OVERHEAD STREET NAME SIGNS / SF									
612030P	2022Q2	22120	MIDDLESEX	NHP-0018 (309)	192.75	\$84.10	\$55.00	\$40.00	\$85.00

SPECIALIZED SIGN / U									
612033P	2022Q2	22112	MERCER	NHP-0029 (329)	1	\$4,900	\$10,000	\$4,000	\$8,500

HISTORICAL BID PRICE LISTING
 BY REGION

REGION: C

PAY ITEM ----- BENCH, TYPE _ / U	CALENDAR QUARTER -----	CONTRACT NUMBER -----	COUNTY LOCATION -----	PROJECT DESCRIPTION -----	BID QUANTITY -----	AWARD PRICE -----	SECOND BIDDER -----	THIRD BIDDER -----	ESTIMATE -----
618003M	2022Q2	22107	OCEAN	NHP-0009 (328)	4	\$1,825	\$3,500	\$4,000	\$1,700

HISTORICAL BID PRICE LISTING
 BY REGION

REGION: C

PAY ITEM	CALENDAR QUARTER	CONTRACT NUMBER	COUNTY LOCATION	PROJECT DESCRIPTION	BID QUANTITY	AWARD PRICE	SECOND BIDDER	THIRD BIDDER	ESTIMATE

8" DUCTILE IRON WATER PIPE, CLASS 54 / LF									
651058P	2022Q2	22107	OCEAN	NHP-0009 (328)	40	\$295.00	\$170.00	\$250.00	\$500.00
		22120	MIDDLESEX	NHP-0018 (309)	2,516	\$285.00	\$325.00	\$300.00	\$190.00

10" DUCTILE IRON WATER PIPE, C 54 / LF									
651061P	2022Q2	22119	SOMERSET	NHP-0078 (332)	180	\$275.00	\$550.00	\$400.00	\$400.00

12" DUCTILE IRON WATER PIPE, CLASS 54 / LF									
651064P	2022Q2	22119	SOMERSET	NHP-0078 (332)	40	\$625.00	\$700.00	\$900.00	\$425.00
		22107	OCEAN	NHP-0009 (328)	6,610	\$325.00	\$200.00	\$350.00	\$350.00
		22120	MIDDLESEX	NHP-0018 (309)	21,850	\$425.00	\$378.00	\$575.00	\$194.65

16" DUCTILE IRON WATER PIPE, CLASS 54 / LF									
651073P	2022Q2	22120	MIDDLESEX	NHP-0018 (309)	88	\$815.00	\$450.00	\$800.00	\$440.00
		22107	OCEAN	NHP-0009 (328)	2,400	\$525.00	\$525.00	\$440.00	\$385.00

20" DUCTILE IRON WATER PIPE, CLASS 54 / LF									
651076P	2022Q2	22120	MIDDLESEX	NHP-0018 (309)	146	\$775	\$1,250	\$1,400	\$1,200

HISTORICAL BID PRICE LISTING
 BY REGION

REGION: C

PAY ITEM	CALENDAR QUARTER	CONTRACT NUMBER	COUNTY LOCATION	PROJECT DESCRIPTION	BID QUANTITY	AWARD PRICE	SECOND BIDDER	THIRD BIDDER	ESTIMATE
12" DUCTILE IRON WATER PIPE BRIDGE, CL54 / LF									
651146P	2022Q2	22120	MIDDLESEX	NHP-0018 (309)	200	\$1,500	\$550	\$1,200	\$825.00
10" DUCTILE IRON WATER PIPE BRIDGE, C 54 / LF									
651190P	2022Q2	22119	SOMERSET	NHP-0078 (332)	220	\$375.00	\$400.00	\$600.00	\$325.00
		22119	SOMERSET	NHP-0078 (332)	220	\$375.00	\$400.00	\$600.00	\$325.00

HISTORICAL BID PRICE LISTING
BY REGION

REGION: C

PAY ITEM	CALENDAR QUARTER	CONTRACT NUMBER	COUNTY LOCATION	PROJECT DESCRIPTION	BID QUANTITY	AWARD PRICE	SECOND BIDDER	THIRD BIDDER	ESTIMATE
WATER SERVICE CONNECTION / U									
651243M	2022Q2	22107	OCEAN	NHP-0009 (328)	57	\$5,000	\$3,200	\$10,000	\$5,900
		22120	MIDDLESEX	NHP-0018 (309)	82	\$11,500	\$1,500	\$150	\$2,700

WATER SERVICE PIPE / LF									
651245P	2022Q2	22120	MIDDLESEX	NHP-0018 (309)	2,841	\$20.00	\$150.00	\$250.00	\$55.00

FIRE HYDRANT / U									
651246M	2022Q2	22107	OCEAN	NHP-0009 (328)	13	\$12,800	\$10,000	\$17,000	\$8,500
		22120	MIDDLESEX	NHP-0018 (309)	66	\$22,500	\$10,000	\$14,500	\$8,750

RESET FIRE HYDRANT / U									
651252M	2022Q2	22107	OCEAN	NHP-0009 (328)	6	\$8,500	\$6,500	\$3,000	\$2,100

RESET WATER VALVE BOX / U									
651255M	2021Q4	22403	MERCER	STATE	34	\$125.00	\$50.00	\$25.00	\$50.00
		22403	MERCER	STATE	100	\$0.01	\$0.01	\$25.00	\$50.00
	2022Q1	22404	MIDDLESEX	STATE	51	\$100.00	\$25.00	\$0.02	\$50.00
		22405	MONMOUTH	STATE	89	\$75.00	\$30.00	\$50.00	\$50.00
		22404	MIDDLESEX	STATE	100	\$1.00	\$25.00	\$0.02	\$50.00
	2022Q2	22116	MERCER	CRRSAA-FLEX-0027 (304)	1	\$25	\$35	\$1,650	\$173.00
		22131	OCEAN	STBGP-D00S (595)	15	\$35.00	\$73.00		\$250.00
		22120	MIDDLESEX	NHP-0018 (309)	25	\$53.38	\$450.00	\$600.00	\$50.00
		22107	OCEAN	NHP-0009 (328)	75	\$50.00	\$225.00	\$600.00	\$80.00

WATER AS-BUILT PLAN / LS									
651258M	2022Q2	22107	OCEAN	NHP-0009 (328)	1	\$3,000	\$20,000	\$5,000	\$2,500

HISTORICAL BID PRICE LISTING
 BY REGION

REGION: C

PAY ITEM	CALENDAR QUARTER	CONTRACT NUMBER	COUNTY LOCATION	PROJECT DESCRIPTION	BID QUANTITY	AWARD PRICE	SECOND BIDDER	THIRD BIDDER	ESTIMATE
WATER AS-BUILT PLAN / LS									
651258M	(cont)	22120	MIDDLESEX	NHP-0018 (309)	1	\$7,885	\$7,500	\$5,000	\$50,000
GATE VALVES AND BOXES / U									
651270M	2022Q2	22120	MIDDLESEX	NHP-0018 (309)	286	\$6,786	\$4,000	\$5,000	\$2,720
BUTTERFLY VALVES AND BOXES / U									
651273M	2022Q2	22120	MIDDLESEX	NHP-0018 (309)	1	\$13,396	\$35,000	\$52,000	\$14,500

HISTORICAL BID PRICE LISTING
 BY REGION

REGION: C

PAY ITEM	CALENDAR QUARTER	CONTRACT NUMBER	COUNTY LOCATION	PROJECT DESCRIPTION	BID QUANTITY	AWARD PRICE	SECOND BIDDER	THIRD BIDDER	ESTIMATE
SANITARY SEWER SERVICE CONNECTION / U									
652417M	2022Q2	22107	OCEAN	NHP-0009 (328)	10	\$8,225	\$4,500	\$4,500	\$2,250
RECONSTRUCTED MANHOLE, SANITARY SEWER, U / U									
652429M	2022Q2	22120	MIDDLESEX	NHP-0018 (309)	6	\$1,377	\$2,000	\$2,500	\$2,700
		22107	OCEAN	NHP-0009 (328)	27	\$1,330	\$3,100	\$2,500	\$2,500
RESET MANHOLE, SANITARY SEWER, USING EXI / U									
652432M	2022Q2	22131	OCEAN	STBGP-D00S (595)	10	\$1,200	\$900		\$1,200
		22107	OCEAN	NHP-0009 (328)	144	\$445	\$1,250	\$350	\$555.00
RESET MANHOLE, SANITARY SEWER, USING NEW / U									
652435M	2022Q2	22120	MIDDLESEX	NHP-0018 (309)	57	\$846	\$1,250	\$500	\$1,400
SEWER AS-BUILT PLAN / LS									
652441M	2022Q2	22107	OCEAN	NHP-0009 (328)	1	\$1,615	\$13,000	\$10,000	\$2,500
RESET SANITARY SEWER CLEANOUT / U									
652450M	2022Q2	22107	OCEAN	NHP-0009 (328)	7	\$400.00	\$675.00	\$250.00	\$500.00
		22120	MIDDLESEX	NHP-0018 (309)	25	\$404.86	\$650.00	\$250.00	\$600.00
RESET SANITARY SEWER VENT / U									
652451M	2022Q2	22107	OCEAN	NHP-0009 (328)	30	\$1,200	\$750	\$250	\$170.00

HISTORICAL BID PRICE LISTING
 BY REGION

REGION: C

PAY ITEM	CALENDAR QUARTER	CONTRACT NUMBER	COUNTY LOCATION	PROJECT DESCRIPTION	BID QUANTITY	AWARD PRICE	SECOND BIDDER	THIRD BIDDER	ESTIMATE

2" GAS MAIN / LF									
653003P	2022Q2	22120	MIDDLESEX	NHP-0018 (309)	990	\$300.00	\$300.00	\$260.00	\$350.00

4" GAS MAIN / LF									
653006P	2022Q2	22120	MIDDLESEX	NHP-0018 (309)	985	\$300.00	\$300.00	\$400.00	\$350.00

8" GAS MAIN / LF									
653012P	2022Q2	22120	MIDDLESEX	NHP-0018 (309)	220	\$375.00	\$390.00	\$515.00	\$450.00

GAS MAIN, TIE-IN ASSISTANCE / U									
653015M	2022Q2	22120	MIDDLESEX	NHP-0018 (309)	17	\$75,000	\$60,000	\$9,000	\$39,000

12" GAS MAIN / LF									
653018P	2022Q2	22120	MIDDLESEX	NHP-0018 (309)	100	\$400.00	\$410.00	\$790.00	\$400.00

24" GAS MAIN / LF									
653033P	2022Q2	22120	MIDDLESEX	NHP-0018 (309)	11,390	\$350.00	\$415.00	\$700.00	\$750.00

GAS SERVICE CONNECTION / U									
653081M	2022Q2	22120	MIDDLESEX	NHP-0018 (309)	8	\$4,000	\$4,000	\$4,100	\$3,800

RESET GAS VALVE BOX / U									
653084M	2021Q4	22403	MERCER	STATE	27	\$125.00	\$50.00	\$25.00	\$50.00
		22403	MERCER	STATE	100	\$0.01	\$0.01	\$25.00	\$50.00
	2022Q1	22404	MIDDLESEX	STATE	12	\$100.00	\$25.00	\$0.02	\$50.00

HISTORICAL BID PRICE LISTING
 BY REGION

REGION: C

PAY ITEM	CALENDAR QUARTER	CONTRACT NUMBER	COUNTY LOCATION	PROJECT DESCRIPTION	BID QUANTITY	AWARD PRICE	SECOND BIDDER	THIRD BIDDER	ESTIMATE

RESET GAS VALVE BOX / U									
653084M	(cont)	22405	MONMOUTH	STATE	16	\$75.00	\$30.00	\$50.00	\$50.00
		22404	MIDDLESEX	STATE	100	\$1.00	\$25.00	\$0.02	\$50.00
	2022Q2	22113	SOMERSET	NHP-0022 (351)	1	\$200.00	\$150.00	\$200.00	\$50.00
		22119	SOMERSET	NHP-0078 (332)	2	\$275	\$500	\$1,185	\$250.00
		22131	OCEAN	STBGP-D00S (595)	15	\$35.00	\$73.00		\$150.00
		22120	MIDDLESEX	NHP-0018 (309)	24	\$850.00	\$900.00	\$500.00	\$25.00

GAS AS-BUILT PLAN / LS									
653087P	2022Q2	22120	MIDDLESEX	NHP-0018 (309)	1	\$17,500	\$25,000	\$8,000	\$23,000

GAS MAIN REMOVAL / LF									
653088P	2022Q2	22120	MIDDLESEX	NHP-0018 (309)	690	\$50.00	\$60.00	\$200.00	\$115.00

GAS MAIN PROTECTION STRUCTURE / U									
653095P	2022Q2	22120	MIDDLESEX	NHP-0018 (309)	6	\$10,000	\$8,000	\$12,000	\$60,000

HISTORICAL BID PRICE LISTING
 BY REGION

REGION: C

PAY ITEM	CALENDAR QUARTER	CONTRACT NUMBER	COUNTY LOCATION	PROJECT DESCRIPTION	BID QUANTITY	AWARD PRICE	SECOND BIDDER	THIRD BIDDER	ESTIMATE
GUY ANCHOR INSTALLATION / U									
654005M	2022Q2	22120	MIDDLESEX	NHP-0018 (309)	5	\$3,154	\$1,250	\$5,105	\$650.00
ELECTRICAL UTILITY RELOCATION / LS									
654007P	2022Q2	22119	SOMERSET	NHP-0078 (332)	1	\$27,000	\$50,000	\$29,875	\$17,195
		22131	OCEAN	STBGP-D00S (595)	1	\$40,000	\$100,000		\$46,364
UTILITY POLE SHEATH / U									
654010M	2022Q2	22120	MIDDLESEX	NHP-0018 (309)	5	\$3,154	\$2,000	\$5,105	\$710.00
TELECOMMUNICATION RELOCATION / LF									
654035P	2022Q2	22120	MIDDLESEX	NHP-0018 (309)	2,435	\$1,515	\$1,550	\$1,400	\$200.00
TELECOM RELOCATION PROTECTION STRUCTURE / U									
654036P	2022Q2	22120	MIDDLESEX	NHP-0018 (309)	16	\$14,571	\$15,000	\$13,000	\$11,000
RESET TELECOMMUNICATIONS MANHOLE / U									
654050M	2021Q4	22403	MERCER	STATE	11	\$2,625	\$2,000	\$2,700	\$1,500
	2022Q1	22405	MONMOUTH	STATE	4	\$24	\$2,400	\$2,750	\$1,500
		22404	MIDDLESEX	STATE	7	\$2,680	\$2,700	\$500	\$1,500
	2022Q2	22120	MIDDLESEX	NHP-0018 (309)	15	\$2,047	\$2,100	\$1,900	\$2,500
		22107	OCEAN	NHP-0009 (328)	62	\$1,775	\$2,000	\$1,650	\$3,000

HISTORICAL BID PRICE LISTING
 BY REGION

REGION: C

PAY ITEM	CALENDAR QUARTER	CONTRACT NUMBER	COUNTY LOCATION	PROJECT DESCRIPTION	BID QUANTITY	AWARD PRICE	SECOND BIDDER	THIRD BIDDER	ESTIMATE
TELECOMMUNICATION CONDUIT / LF									
655003P	2022Q2	22107	OCEAN	NHP-0009 (328)	650	\$72.00	\$80.00	\$73.00	\$96.00
TELECOMMUNICATIONS RELOCATION / LS									
655007P	2022Q2	22107	OCEAN	NHP-0009 (328)	1	\$425,000	\$235,000	\$200,000	\$44,000
TELECOMMUNICATION MANHOLE / U									
655012M	2022Q2	22107	OCEAN	NHP-0009 (328)	1	\$51,000	\$30	\$50,000	\$17,000
RESET TELECOMMUNICATIONS MANHOLE / U									
655013P	2022Q2	22116	MERCER	CRRSAA-FLEX-0027 (304)	2	\$3,000	\$1,650	\$5,445	\$2,000
ELECTRICAL UTILITY RELOCATION, JCP&L / LS									
655031P	2022Q2	22107	OCEAN	NHP-0009 (328)	1	\$3,900,000	\$18,000	\$3,373,000	\$11500000
		22121	MONMOUTH	NHP-1015 (350)	1	\$55,000	\$69,486	\$75,000	\$53,532

HISTORICAL BID PRICE LISTING
 BY REGION

REGION: C

PAY ITEM	CALENDAR QUARTER	CONTRACT NUMBER	COUNTY LOCATION	PROJECT DESCRIPTION	BID QUANTITY	AWARD PRICE	SECOND BIDDER	THIRD BIDDER	ESTIMATE

TEMPORARY SUPPORT, UTILITY POLES / U									
657004P	2022Q2	22120	MIDDLESEX	NHP-0018 (309)	28	\$4,415	\$2,500	\$300	\$3,800

UTILITY PIPE SUPPORT / LS									
657005P	2022Q2	22119	SOMERSET	NHP-0078 (332)	1	\$225,000	\$125,000	\$180,000	\$100,000
		22119	SOMERSET	NHP-0078 (332)	1	\$225,000	\$125,000	\$180,000	\$100,000

HISTORICAL BID PRICE LISTING
BY REGION

REGION: C

PAY ITEM	CALENDAR QUARTER	CONTRACT NUMBER	COUNTY LOCATION	PROJECT DESCRIPTION	BID QUANTITY	AWARD PRICE	SECOND BIDDER	THIRD BIDDER	ESTIMATE
3/4" RIGID METALLIC CONDUIT / LF									
701006P	2022Q1	22430	MERCER	100% STATE	130	\$40.00	\$95.00		\$20.00
1 1/2" RIGID METALLIC CONDUIT / LF									
701012P	2022Q1	22430	MERCER	100% STATE	100	\$50.00	\$106.00		\$35.00
		22428	MERCER	100% STATE	125	\$10.00	\$100.00		\$20.00
	2022Q2	22112	MERCER	NHP-0029 (329)	41	\$53.00	\$75.00	\$50.00	\$90.00
		22107	OCEAN	NHP-0009 (328)	152	\$71.00	\$92.00	\$66.00	\$50.00
2" RIGID METALLIC CONDUIT / LF									
701015P	2022Q1	22428	MERCER	100% STATE	350	\$50.00	\$125.00		\$35.00
	2022Q2	22121	MONMOUTH	NHP-1015 (350)	103	\$60.00	\$60.00	\$65.00	\$40.00
		22112	MERCER	NHP-0029 (329)	272	\$200.00	\$130.00	\$125.00	\$45.00
		22107	OCEAN	NHP-0009 (328)	1,024	\$105.00	\$115.00	\$95.00	\$46.00
2 1/2" RIGID METALLIC CONDUIT / LF									
701018P	2022Q1	22428	MERCER	100% STATE	100	\$10.00	\$130.00		\$15.00
	2022Q2	22120	MIDDLESEX	NHP-0018 (309)	1,343	\$63.00	\$35.00	\$55.00	\$55.00
3" RIGID METALLIC CONDUIT / LF									
701021P	2022Q1	22428	MERCER	100% STATE	3,000	\$70.00	\$130.00		\$55.00
	2022Q2	22121	MONMOUTH	NHP-1015 (350)	168	\$65.00	\$65.00	\$70.00	\$60.00
		22108	MERCER	NHP-0029 (327)	320	\$114.00	\$125.00	\$110.00	\$67.00
		22116	MERCER	CRRSAA-FLEX-0027 (304)	350	\$120.00	\$100.00	\$84.70	\$70.00
		22119	SOMERSET	NHP-0078 (332)	550	\$54.00	\$60.00	\$61.00	\$50.00
		22119	SOMERSET	NHP-0078 (332)	560	\$54.00	\$60.00	\$61.00	\$50.00
		22131	OCEAN	STBGP-D00S (595)	1,940	\$80.00	\$125.00		\$65.00

HISTORICAL BID PRICE LISTING
 BY REGION

REGION: C

PAY ITEM	CALENDAR QUARTER	CONTRACT NUMBER	COUNTY LOCATION	PROJECT DESCRIPTION	BID QUANTITY	AWARD PRICE	SECOND BIDDER	THIRD BIDDER	ESTIMATE

3" RIGID METALLIC CONDUIT / LF									
701021P	(cont)	22112	MERCER	NHP-0029 (329)	4,219	\$75.00	\$83.00	\$85.00	\$60.00
		22107	OCEAN	NHP-0009 (328)	4,524	\$90.00	\$120.00	\$85.00	\$64.00
		22120	MIDDLESEX	NHP-0018 (309)	7,680	\$73.00	\$60.00	\$95.00	\$62.00

4" RIGID METALLIC CONDUIT / LF									
701024P	2022Q2	22131	OCEAN	STBGP-D00S (595)	15	\$85.00	\$135.00		\$120.00
		22120	MIDDLESEX	NHP-0018 (309)	270	\$94.00	\$85.00	\$105.00	\$90.00

2" RIGID NONMETALLIC CONDUIT / LF									
701027P	2022Q1	22428	MERCER	100% STATE	500	\$32.00	\$40.00		\$25.00

3" RIGID NONMETALLIC CONDUIT / LF									
701030P	2022Q1	22428	MERCER	100% STATE	3,000	\$34.00	\$45.00		\$35.00
	2022Q2	22108	MERCER	NHP-0029 (327)	472	\$47.00	\$51.00	\$62.00	\$34.00

1 1/4" FLEXIBLE METALLIC CONDUIT / LF									
701036P	2022Q1	22430	MERCER	100% STATE	50	\$20.00	\$102.00		\$20.00

1 1/2" FLEXIBLE METALLIC CONDUIT / LF									
701039P	2022Q1	22430	MERCER	100% STATE	50	\$20.00	\$102.00		\$20.00

FIBERGLASS CONDUIT / LF									
701091P	2022Q2	22107	OCEAN	NHP-0009 (328)	250	\$250.00	\$860.00	\$110.00	\$80.00

38" JUNCTION BOX / U									
701093M	2022Q1	22428	MERCER	100% STATE	1	\$500	\$2,000		\$1,200

HISTORICAL BID PRICE LISTING
BY REGION

REGION: C

PAY ITEM	CALENDAR CONTRACT QUARTER NUMBER	COUNTY LOCATION	PROJECT DESCRIPTION	BID QUANTITY	AWARD PRICE	SECOND BIDDER	THIRD BIDDER	ESTIMATE
17" X 30" JUNCTION BOX / U								
701099M	2022Q1 22428	MERCER	100% STATE	4	\$200	\$2,000		\$500.00

HISTORICAL BID PRICE LISTING
BY REGION

REGION: C

PAY ITEM	CALENDAR QUARTER	CONTRACT NUMBER	COUNTY LOCATION	PROJECT DESCRIPTION	BID QUANTITY	AWARD PRICE	SECOND BIDDER	THIRD BIDDER	ESTIMATE

18" X 36" JUNCTION BOX / U									
701102M	2022Q1	22428	MERCER	100% STATE	40	\$2,200	\$2,500		\$1,800
	2022Q2	22116	MERCER	CRRSAA-FLEX-0027 (304	3	\$3,750	\$3,500	\$2,684	\$2,706
		22119	SOMERSET	NHP-0078 (332)	3	\$3,500	\$1,000	\$2,919	\$2,000
		22119	SOMERSET	NHP-0078 (332)	3	\$3,500	\$1,000	\$2,919	\$2,000
		22112	MERCER	NHP-0029 (329)	8	\$3,500	\$3,200	\$2,500	\$2,700
		22131	OCEAN	STBGP-D00S (595)	14	\$3,250	\$4,500		\$2,600
		22107	OCEAN	NHP-0009 (328)	31	\$2,550	\$3,100	\$2,400	\$2,800
		22120	MIDDLESEX	NHP-0018 (309)	55	\$2,625	\$2,500	\$2,300	\$2,600

12" X 10" X 8" METAL JUNCTION BOX / U									
701108M	2022Q1	22428	MERCER	100% STATE	2	\$200.00	\$400.00		\$400.00
		22430	MERCER	100% STATE	5	\$2,000	\$1,274		\$750.00

JUNCTION BOX FOUNDATION / U									
701117M	2022Q1	22428	MERCER	100% STATE	75	\$2,400	\$2,500		\$1,500
	2022Q2	22131	OCEAN	STBGP-D00S (595)	1	\$3,500	\$6,000		\$3,600
		22108	MERCER	NHP-0029 (327)	4	\$3,430	\$3,700	\$4,400	\$2,500
		22107	OCEAN	NHP-0009 (328)	5	\$2,900	\$4,900	\$2,700	\$2,750
		22120	MIDDLESEX	NHP-0018 (309)	6	\$3,780	\$2,800	\$2,800	\$2,400
		22112	MERCER	NHP-0029 (329)	21	\$3,700	\$3,100	\$2,600	\$3,000

JUNCTION BOX FRAME AND COVER / U									
701120M	2022Q1	22428	MERCER	100% STATE	20	\$650	\$1,000		\$800.00
	2022Q2	22120	MIDDLESEX	NHP-0018 (309)	25	\$625	\$225	\$2,700	\$1,600

FOUNDATION, TYPE SFT / U									
701123M	2022Q1	22428	MERCER	100% STATE	15	\$1,100	\$1,400		\$1,100

HISTORICAL BID PRICE LISTING
 BY REGION

REGION: C

PAY ITEM	CALENDAR QUARTER	CONTRACT NUMBER	COUNTY LOCATION	PROJECT DESCRIPTION	BID QUANTITY	AWARD PRICE	SECOND BIDDER	THIRD BIDDER	ESTIMATE

FOUNDATION, TYPE SFT / U									
701123M	2022Q2	22116	MERCER	CRRSAA-FLEX-0027 (304	2	\$4,750	\$3,500	\$2,574	\$2,500
		22131	OCEAN	STBGP-D00S (595)	5	\$3,350	\$4,700		\$2,400
		22120	MIDDLESEX	NHP-0018 (309)	9	\$2,950	\$2,500	\$2,200	\$2,100
		22107	OCEAN	NHP-0009 (328)	11	\$2,550	\$6,100	\$2,400	\$2,300

FOUNDATION, TYPE MCF / U									
701126M	2022Q1	22428	MERCER	100% STATE	5	\$700.00	\$800.00		\$750.00

FOUNDATION, TYPE P-MC MODIFIED / U									
701128M	2022Q1	22428	MERCER	100% STATE	10	\$2,500	\$2,200		\$2,000
	2022Q2	22131	OCEAN	STBGP-D00S (595)	2	\$6,400	\$6,700		\$4,500
		22120	MIDDLESEX	NHP-0018 (309)	7	\$4,000	\$6,500	\$5,200	\$4,700
		22107	OCEAN	NHP-0009 (328)	9	\$4,350	\$7,500	\$4,000	\$4,200

FOUNDATION, TYPE P / U									
701129M	2022Q1	22428	MERCER	100% STATE	2	\$100.00	\$500.00		\$600.00

FOUNDATION, TYPE P-MC / U									
701132M	2022Q1	22428	MERCER	100% STATE	10	\$2,500	\$1,800		\$1,500
	2022Q2	22116	MERCER	CRRSAA-FLEX-0027 (304	1	\$5,000	\$10,000	\$3,850	\$4,200

FOUNDATION, TYPE SPF / U									
701135M	2022Q1	22428	MERCER	100% STATE	10	\$1,000	\$1,500		\$800.00
	2022Q2	22116	MERCER	CRRSAA-FLEX-0027 (304	3	\$3,500	\$2,500	\$1,815	\$1,800
		22107	OCEAN	NHP-0009 (328)	7	\$1,885	\$5,500	\$1,800	\$1,700

HISTORICAL BID PRICE LISTING
 BY REGION

REGION: C

PAY ITEM	CALENDAR QUARTER	CONTRACT NUMBER	COUNTY LOCATION	PROJECT DESCRIPTION	BID QUANTITY	AWARD PRICE	SECOND BIDDER	THIRD BIDDER	ESTIMATE
FOUNDATION, TYPE SPF / U									
701135M	(cont)	22120	MIDDLESEX	NHP-0018 (309)	7	\$2,100	\$1,500	\$1,450	\$1,600
		22131	OCEAN	STBGP-D00S(595)	8	\$2,200	\$4,700		\$1,500

BORING FOR FOUNDATION, STF 50 FOOT ARM / U									
701136M	2022Q2	22131	OCEAN	STBGP-D00S(595)	3	\$6,300	\$15,500		\$10,900

FOUNDATION, STF FOR GREATER THAN 50 FOOT / LF									
701137P	2022Q2	22131	OCEAN	STBGP-D00S(595)	60	\$2,200	\$4,000		\$1,600

FOUNDATION, TYPE STF / U									
701138M	2022Q1	22428	MERCER	100% STATE	10	\$4,500	\$5,000		\$4,500
	2022Q2	22131	OCEAN	STBGP-D00S(595)	7	\$11,000	\$15,000		\$5,700
		22107	OCEAN	NHP-0009(328)	15	\$5,900	\$11,000	\$5,400	\$5,000
		22120	MIDDLESEX	NHP-0018 (309)	24	\$17,500	\$7,500	\$5,150	\$4,900

FOUNDATION, TYPE SFX / U									
701141M	2022Q1	22428	MERCER	100% STATE	2	\$1.00	\$100.00		\$100.00

FOUNDATION, TYPE SFK / U									
701144M	2022Q1	22428	MERCER	100% STATE	15	\$1,400	\$1,700		\$1,100
	2022Q2	22120	MIDDLESEX	NHP-0018 (309)	4	\$3,100	\$2,500	\$2,350	\$2,000
		22107	OCEAN	NHP-0009(328)	11	\$2,700	\$7,500	\$2,500	\$2,600

FOUNDATION, TYPE 1M / U									
701153M	2022Q1	22428	MERCER	100% STATE	2	\$200.00	\$400.00		\$450.00

HISTORICAL BID PRICE LISTING
 BY REGION

REGION: C

PAY ITEM	CALENDAR QUARTER	CONTRACT NUMBER	COUNTY LOCATION	PROJECT DESCRIPTION	BID QUANTITY	AWARD PRICE	SECOND BIDDER	THIRD BIDDER	ESTIMATE
FOUNDATION, TYPE 2M / U									
701156M	2022Q1	22428	MERCER	100% STATE	2	\$400.00	\$400.00		\$450.00
FOUNDATION, TYPE 1M-MC / U									
701159M	2022Q1	22428	MERCER	100% STATE	2	\$550.00	\$800.00		\$650.00
FOUNDATION, TYPE 2M-MC / U									
701162M	2022Q1	22428	MERCER	100% STATE	2	\$650	\$1,100		\$800.00
CABLE RACK / U									
701165M	2022Q2	22107	OCEAN	NHP-0009 (328)	88	\$96.00	\$550.00	\$90.00	\$120.00
METER CABINET, TYPE T / U									
701168M	2022Q2	22116	MERCER	CRRSAA-FLEX-0027 (304)	1	\$7,000	\$5,350	\$6,490	\$3,400
METER CABINET, TYPE TL / U									
701171M	2022Q2	22131	OCEAN	STBGP-D00S (595)	3	\$3,850	\$7,500		\$4,200
		22120	MIDDLESEX	NHP-0018 (309)	7	\$6,300	\$6,000	\$3,200	\$4,000
		22107	OCEAN	NHP-0009 (328)	9	\$7,000	\$7,500	\$6,500	\$4,000
GROUND WIRE, NO. 8 AWG / LF									
701192P	2022Q1	22430	MERCER	100% STATE	4,000	\$3.00	\$3.60		\$2.50
		22121	MONMOUTH	NHP-1015 (350)	58	\$3.00	\$3.00	\$4.00	\$6.00
			MERCER	CRRSAA-FLEX-0027 (304)	350	\$2.00	\$4.75	\$2.00	\$3.00
			MERCER	NHP-0029 (327)	784	\$2.60	\$2.75	\$5.00	\$3.00
22131	OCEAN	STBGP-D00S (595)	2,871	\$3.20	\$3.20		\$2.00		

HISTORICAL BID PRICE LISTING
 BY REGION

REGION: C

PAY ITEM	CALENDAR QUARTER	CONTRACT NUMBER	COUNTY LOCATION	PROJECT DESCRIPTION	BID QUANTITY	AWARD PRICE	SECOND BIDDER	THIRD BIDDER	ESTIMATE

GROUND WIRE, NO. 8 AWG / LF									
701192P	(cont)	22112	MERCER	NHP-0029 (329)	4,250	\$2.20	\$3.25	\$3.25	\$2.50
		22107	OCEAN	NHP-0009 (328)	6,139	\$3.40	\$9.00	\$3.30	\$2.00
		22120	MIDDLESEX	NHP-0018 (309)	7,975	\$2.40	\$3.30	\$2.85	\$2.00

MULTIPLE LIGHTING WIRE, NO. 2 AWG / LF									
701195P	2022Q1	22430	MERCER	100% STATE	5,000	\$7.00	\$8.60		\$5.00
	2022Q2	22108	MERCER	NHP-0029 (327)	3,898	\$6.35	\$7.00	\$8.00	\$6.00
		22112	MERCER	NHP-0029 (329)	17,945	\$7.00	\$6.00	\$6.00	\$5.00

MULTIPLE LIGHTING WIRE, NO. 4 AWG / LF									
701196P	2022Q1	22430	MERCER	100% STATE	150	\$1.00	\$5.60		\$2.50

MULTIPLE LIGHTING WIRE, NO. 6 AWG / LF									
701198P	2022Q1	22430	MERCER	100% STATE	500	\$1.00	\$7.00		\$3.50
	2022Q2	22121	MONMOUTH	NHP-1015 (350)	174	\$5.00	\$5.00	\$5.00	\$10.00
		22120	MIDDLESEX	NHP-0018 (309)	1,540	\$3.65	\$4.50	\$3.50	\$3.00

HISTORICAL BID PRICE LISTING
 BY REGION

REGION: C

PAY ITEM	CALENDAR QUARTER	CONTRACT NUMBER	COUNTY LOCATION	PROJECT DESCRIPTION	BID QUANTITY	AWARD PRICE	SECOND BIDDER	THIRD BIDDER	ESTIMATE

MULTIPLE LIGHTING WIRE, NO. 8 AWG / LF									
701201P	2022Q1	22430	MERCER	100% STATE	4,500	\$2.00	\$5.60		\$2.00
	2022Q2	22131	OCEAN	STBGP-D00S (595)	5,270	\$3.20	\$3.15		\$2.25
		22107	OCEAN	NHP-0009 (328)	9,176	\$4.50	\$10.00	\$4.40	\$2.00
		22120	MIDDLESEX	NHP-0018 (309)	15,655	\$2.90	\$3.30	\$2.85	\$3.00

MULTIPLE LIGHTING WIRE, NO. 10 AWG / LF									
701204P	2022Q1	22430	MERCER	100% STATE	5,000	\$6.00	\$6.30		\$3.00

SERVICE WIRE, NO. 2 AWG / LF									
701210P	2022Q2	22121	MONMOUTH	NHP-1015 (350)	120	\$8.00	\$8.00	\$10.00	\$15.00

SERVICE WIRE, NO. 6 AWG / LF									
701213P	2022Q2	22116	MERCER	CRRSAA-FLEX-0027 (304)	160	\$2.30	\$7.00	\$2.20	\$5.00
		22131	OCEAN	STBGP-D00S (595)	345	\$13.50	\$7.50		\$4.00
		22120	MIDDLESEX	NHP-0018 (309)	795	\$4.20	\$7.75	\$9.00	\$3.00
		22107	OCEAN	NHP-0009 (328)	1,671	\$4.50	\$8.00	\$4.40	\$3.50

HISTORICAL BID PRICE LISTING
 BY REGION

REGION: C

PAY ITEM	CALENDAR QUARTER	CONTRACT NUMBER	COUNTY LOCATION	PROJECT DESCRIPTION	BID QUANTITY	AWARD PRICE	SECOND BIDDER	THIRD BIDDER	ESTIMATE
MODIFY EXISTING LOAD CENTER / LS									
701375P	2022Q2	22108	MERCER	NHP-0029 (327)	1	\$2,555	\$2,700	\$17,000	\$8,000
		22112	MERCER	NHP-0029 (329)	1	\$2,400	\$9,000	\$9,000	\$8,000

HISTORICAL BID PRICE LISTING
BY REGION

REGION: C

PAY ITEM	CALENDAR QUARTER	CONTRACT NUMBER	COUNTY LOCATION	PROJECT DESCRIPTION	BID QUANTITY	AWARD PRICE	SECOND BIDDER	THIRD BIDDER	ESTIMATE
CONTROLLER, 8 PHASE / U									
702009M	2022Q2	22116	MERCER	CRRSAA-FLEX-0027 (304	1	\$20,500	\$21,000	\$19,800	\$21,500
		22131	OCEAN	STBGP-D00S (595)	2	\$30,300	\$50,000		\$15,500
		22107	OCEAN	NHP-0009 (328)	9	\$35,000	\$25,000	\$24,000	\$21,000

TRAFFIC SIGNAL STANDARD, ALUMINUM / U									
702012M	2022Q2	22116	MERCER	CRRSAA-FLEX-0027 (304	2	\$3,750	\$4,200	\$3,465	\$3,423
		22131	OCEAN	STBGP-D00S (595)	5	\$3,200	\$5,500		\$3,200
		22120	MIDDLESEX	NHP-0018 (309)	8	\$3,800	\$4,500	\$4,000	\$3,100
		22107	OCEAN	NHP-0009 (328)	21	\$4,250	\$4,500	\$4,000	\$3,100

SIGNAL STANDARD GREATER 50 FOOT, STEEL / U									
702014M	2022Q2	22131	OCEAN	STBGP-D00S (595)	3	\$15,750	\$21,000		\$10,300

TRAFFIC SIGNAL STANDARD, STEEL / U									
702015M	2022Q2	22131	OCEAN	STBGP-D00S (595)	7	\$9,100	\$15,000		\$6,900
		22107	OCEAN	NHP-0009 (328)	14	\$8,600	\$9,200	\$8,000	\$7,000
		22120	MIDDLESEX	NHP-0018 (309)	23	\$7,900	\$9,000	\$11,000	\$6,300

PEDESTRIAN SIGNAL STANDARD / U									
702018M	2022Q2	22116	MERCER	CRRSAA-FLEX-0027 (304	3	\$1,500	\$2,350	\$1,397	\$1,133
		22120	MIDDLESEX	NHP-0018 (309)	6	\$1,300	\$1,450	\$1,150	\$1,000
		22107	OCEAN	NHP-0009 (328)	7	\$1,400	\$2,000	\$1,400	\$1,100
		22131	OCEAN	STBGP-D00S (595)	8	\$1,100	\$1,750		\$1,100

TRAFFIC SIGNAL MAST ARM, ALUMINUM / U									
702021M	2022Q2	22116	MERCER	CRRSAA-FLEX-0027 (304	2	\$4,800	\$4,200	\$4,565	\$3,000
		22131	OCEAN	STBGP-D00S (595)	3	\$2,100	\$5,500		\$2,700
		22120	MIDDLESEX	NHP-0018 (309)	6	\$5,000	\$4,500	\$4,300	\$2,500

HISTORICAL BID PRICE LISTING
 BY REGION

REGION: C

PAY ITEM	CALENDAR QUARTER	CONTRACT NUMBER	COUNTY LOCATION	PROJECT DESCRIPTION	BID QUANTITY	AWARD PRICE	SECOND BIDDER	THIRD BIDDER	ESTIMATE

TRAFFIC SIGNAL MAST ARM, ALUMINUM / U									
702021M	(cont)	22107	OCEAN	NHP-0009 (328)	20	\$5,000	\$3,700	\$4,600	\$2,700

TRAFFIC SIGNAL MAST ARM, STEEL / U									
702024M	2022Q2	22131	OCEAN	STBGP-D00S (595)	7	\$7,000	\$11,500		\$5,800
		22107	OCEAN	NHP-0009 (328)	13	\$8,950	\$9,800	\$8,400	\$6,000
		22120	MIDDLESEX	NHP-0018 (309)	23	\$20,000	\$9,800	\$11,000	\$5,200

TRAFFIC ARM GREATER THAN 50 FOOT, STEEL / U									
702025M	2022Q2	22131	OCEAN	STBGP-D00S (595)	3	\$43,000	\$65,000		\$22,300

TRAFFIC SIGNAL CABLE, 2 CONDUCTOR / LF									
702027P	2022Q2	22116	MERCER	CRRSAA-FLEX-0027 (304)	650	\$2.50	\$4.50	\$2.40	\$3.00
		22131	OCEAN	STBGP-D00S (595)	957	\$2.40	\$3.00		\$2.50
		22120	MIDDLESEX	NHP-0018 (309)	3,960	\$3.40	\$3.30	\$2.20	\$2.00
		22107	OCEAN	NHP-0009 (328)	5,604	\$4.00	\$5.00	\$3.90	\$2.00

TRAFFIC SIGNAL CABLE, 5 CONDUCTOR / LF									
702030P	2022Q2	22116	MERCER	CRRSAA-FLEX-0027 (304)	650	\$3.20	\$5.50	\$3.05	\$4.00
		22131	OCEAN	STBGP-D00S (595)	2,174	\$3.00	\$4.25		\$3.00
		22120	MIDDLESEX	NHP-0018 (309)	9,540	\$4.00	\$4.50	\$2.70	\$2.50
		22107	OCEAN	NHP-0009 (328)	12,399	\$4.50	\$6.00	\$4.50	\$2.50

TRAFFIC SIGNAL CABLE, 10 CONDUCTOR / LF									
702033P	2022Q2	22116	MERCER	CRRSAA-FLEX-0027 (304)	600	\$4.30	\$6.75	\$4.15	\$5.00
		22131	OCEAN	STBGP-D00S (595)	8,250	\$3.95	\$5.75		\$3.30
		22120	MIDDLESEX	NHP-0018 (309)	20,445	\$5.25	\$5.50	\$3.70	\$3.00
		22107	OCEAN	NHP-0009 (328)	21,604	\$5.90	\$10.00	\$5.60	\$3.00

TRAFFIC SIGNAL HEAD / U									
702036M	2022Q2	22116	MERCER	CRRSAA-FLEX-0027 (304)	5	\$1,500	\$2,100	\$1,414	\$1,384

HISTORICAL BID PRICE LISTING
BY REGION

REGION: C

PAY ITEM	CALENDAR QUARTER	CONTRACT NUMBER	COUNTY LOCATION	PROJECT DESCRIPTION	BID QUANTITY	AWARD PRICE	SECOND BIDDER	THIRD BIDDER	ESTIMATE
TRAFFIC SIGNAL HEAD / U		22107	OCEAN	NHP-0009 (328)	43	\$1,725	\$1,900	\$1,700	\$1,800
702036M	(cont)	22131	OCEAN	STBGP-D00S (595)	48	\$1,900	\$1,600		\$1,500
		22107	OCEAN	NHP-0009 (328)	85	\$1,800	\$1,700	\$1,750	\$1,350
		22120	MIDDLESEX	NHP-0018 (309)	122	\$1,450	\$1,000	\$1,600	\$1,300

PUSH BUTTON INSTALLATION / U									
702038M	2022Q2	22131	OCEAN	STBGP-D00S (595)	1	\$1,700	\$2,500		\$1,800
		22120	MIDDLESEX	NHP-0018 (309)	10	\$1,650	\$2,500	\$2,300	\$1,700
		22107	OCEAN	NHP-0009 (328)	11	\$2,000	\$2,440	\$2,000	\$1,840

PEDESTRIAN SIGNAL HEAD / U									
702039M	2022Q2	22116	MERCER	CRRSAA-FLEX-0027 (304)	6	\$1,200	\$1,700	\$1,122	\$1,075
		22131	OCEAN	STBGP-D00S (595)	14	\$1,050	\$1,300		\$1,100
		22120	MIDDLESEX	NHP-0018 (309)	42	\$1,250	\$1,350	\$1,050	\$1,000
		22107	OCEAN	NHP-0009 (328)	70	\$1,125	\$1,500	\$1,100	\$930.00

PUSH BUTTON / U									
702042M	2022Q2	22116	MERCER	CRRSAA-FLEX-0027 (304)	6	\$600.00	\$650.00	\$550.00	\$500.00
		22131	OCEAN	STBGP-D00S (595)	7	\$465.00	\$700.00		\$440.00
		22120	MIDDLESEX	NHP-0018 (309)	18	\$800.00	\$800.00	\$600.00	\$500.00
		22107	OCEAN	NHP-0009 (328)	38	\$565.00	\$600.00	\$550.00	\$360.00

IMAGE DETECTOR / U									
702045M	2022Q2	22131	OCEAN	STBGP-D00S (595)	4	\$18,800	\$37,500		\$6,500

RADAR DETECTOR / U									
702046M	2022Q2	22116	MERCER	CRRSAA-FLEX-0027 (304)	1	\$12,000	\$10,900	\$9,966	\$10,000
		22131	OCEAN	STBGP-D00S (595)	5	\$10,350	\$17,500		\$9,200

HISTORICAL BID PRICE LISTING
 BY REGION

REGION: C

PAY ITEM	CALENDAR QUARTER	CONTRACT NUMBER	COUNTY LOCATION	PROJECT DESCRIPTION	BID QUANTITY	AWARD PRICE	SECOND BIDDER	THIRD BIDDER	ESTIMATE
RADAR DETECTOR / U									
702046M	(cont)	22107	OCEAN	NHP-0009 (328)	38	\$17,000	\$12,500	\$10,000	\$9,000

LOOP DETECTOR / LF									
702048M	2022Q1	22428	MERCER	100% STATE	50	\$10.00	\$8.00		\$15.00

GENERATOR AUXILIARY CABINET / U									
702050M	2022Q2	22131	OCEAN	STBGP-D00S (595)	2	\$7,400	\$16,000		\$7,200
		22120	MIDDLESEX	NHP-0018 (309)	7	\$9,400	\$8,400	\$6,600	\$7,500
		22107	OCEAN	NHP-0009 (328)	14	\$17,000	\$9,800	\$9,500	\$8,000

INTERIM TRAFFIC SIGNAL SYSTEM, LOCATION / LS									
702057M	2022Q2	22107	OCEAN	NHP-0009 (328)	1	\$17,000	\$60,000	\$15,000	\$8,500
		22107	OCEAN	NHP-0009 (328)	1	\$17,000	\$60,000	\$12,000	\$8,500
		22107	OCEAN	NHP-0009 (328)	1	\$17,000	\$60,000	\$18,000	\$8,500
		22107	OCEAN	NHP-0009 (328)	1	\$17,000	\$60,000	\$18,000	\$8,500
		22107	OCEAN	NHP-0009 (328)	1	\$17,000	\$60,000	\$18,000	\$8,500
		22107	OCEAN	NHP-0009 (328)	1	\$17,000	\$60,000	\$18,000	\$8,500
		22107	OCEAN	NHP-0009 (328)	1	\$17,000	\$60,000	\$18,000	\$8,500
		22107	OCEAN	NHP-0009 (328)	1	\$17,000	\$60,000	\$18,000	\$8,500
		22107	OCEAN	NHP-0009 (328)	1	\$17,000	\$60,000	\$18,000	\$8,500
		22107	OCEAN	NHP-0009 (328)	1	\$17,000	\$60,000	\$18,000	\$8,500
		22107	OCEAN	NHP-0009 (328)	1	\$17,000	\$60,000	\$18,000	\$8,500
		22116	MERCER	CRRSAA-FLEX-0027 (304)	1	\$7,500	\$10,000	\$7,920	\$15,000
		22120	MIDDLESEX	NHP-0018 (309)	1	\$65,000	\$180,000	\$85,000	\$7,500
		22120	MIDDLESEX	NHP-0018 (309)	1	\$25,000	\$30,000	\$30,000	\$10,000
		22120	MIDDLESEX	NHP-0018 (309)	1	\$10,000	\$30,000	\$5,000	\$10,000
		22120	MIDDLESEX	NHP-0018 (309)	1	\$25,000	\$30,000	\$9,000	\$10,000
		22120	MIDDLESEX	NHP-0018 (309)	1	\$25,000	\$30,000	\$5,000	\$10,000
		22120	MIDDLESEX	NHP-0018 (309)	1	\$25,000	\$30,000	\$9,000	\$10,000
		22120	MIDDLESEX	NHP-0018 (309)	1	\$25,000	\$30,000	\$15,000	\$10,000
		22131	OCEAN	STBGP-D00S (595)	1	\$36,775	\$35,000		\$10,000

HISTORICAL BID PRICE LISTING
 BY REGION

REGION: C

PAY ITEM	CALENDAR QUARTER	CONTRACT NUMBER	COUNTY LOCATION	PROJECT DESCRIPTION	BID QUANTITY	AWARD PRICE	SECOND BIDDER	THIRD BIDDER	ESTIMATE
INTERIM TRAFFIC SIGNAL SYSTEM, LOCATION / LS									
702057M	(cont)	22131	OCEAN	STBGP-D00S (595)	1	\$13,750	\$7,500		\$10,000
		22131	OCEAN	STBGP-D00S (595)	1	\$36,775	\$17,500		\$10,000

CONTROLLER TURN-ON / U									
702060M	2022Q2	22116	MERCER	CRRSAA-FLEX-0027 (304)	1	\$10,000	\$8,100	\$9,680	\$8,308
		22131	OCEAN	STBGP-D00S (595)	2	\$11,000	\$8,500		\$6,900
		22107	OCEAN	NHP-0009 (328)	14	\$17,000	\$9,200	\$14,000	\$6,300

BLANK-OUT SIGN / U									
702091M	2022Q2	22107	OCEAN	NHP-0009 (328)	1	\$17,000	\$8,000	\$12,000	\$6,000

BACKPLATE / U									
702093P	2022Q2	22107	OCEAN	NHP-0009 (328)	12	\$375	\$1,900	\$400	\$450.00

HISTORICAL BID PRICE LISTING
BY REGION

REGION: C

PAY ITEM	CALENDAR QUARTER	CONTRACT NUMBER	COUNTY LOCATION	PROJECT DESCRIPTION	BID QUANTITY	AWARD PRICE	SECOND BIDDER	THIRD BIDDER	ESTIMATE

LIGHTING STANDARD ALUMINUM / U									
703003M	2022Q2	22131	OCEAN	STBGP-D00S (595)	1	\$2,800	\$4,700		\$3,400
		22108	MERCER	NHP-0029 (327)	4	\$6,000	\$6,500	\$8,400	\$2,500
		22107	OCEAN	NHP-0009 (328)	6	\$2,900	\$3,700	\$3,000	\$2,500
		22120	MIDDLESEX	NHP-0018 (309)	10	\$3,600	\$3,700	\$4,000	\$2,400
		22112	MERCER	NHP-0029 (329)	21	\$3,400	\$3,200	\$3,500	\$2,800

LIGHTING MAST ARM ALUMINUM / U									
703012M	2022Q2	22131	OCEAN	STBGP-D00S (595)	1	\$1,100	\$2,250		\$1,300
		22107	OCEAN	NHP-0009 (328)	3	\$1,175	\$1,900	\$1,200	\$1,200
		22112	MERCER	NHP-0029 (329)	21	\$1,350	\$1,700	\$1,800	\$1,100

LIGHTING MAST ARM STEEL / U									
703015M	2022Q2	22120	MIDDLESEX	NHP-0018 (309)	2	\$2,700	\$2,900	\$2,450	\$3,300

LUMINAIRE / U									
703018M	2022Q2	22108	MERCER	NHP-0029 (327)	4	\$2,475	\$2,600	\$4,100	\$1,800
		22131	OCEAN	STBGP-D00S (595)	6	\$2,200	\$3,200		\$1,300
		22112	MERCER	NHP-0029 (329)	21	\$550	\$1,000	\$960	\$1,500
		22107	OCEAN	NHP-0009 (328)	26	\$2,375	\$2,200	\$2,300	\$1,600
		22120	MIDDLESEX	NHP-0018 (309)	30	\$3,100	\$2,100	\$2,050	\$1,500

TEMPORARY HIGHWAY LIGHTING SYSTEM / LS									
703033P	2022Q2	22108	MERCER	NHP-0029 (327)	1	\$500	\$14,500	\$25,000	\$88,000
		22108	MERCER	NHP-0029 (327)	1	\$500	\$14,500	\$27,000	\$88,000
		22112	MERCER	NHP-0029 (329)	1	\$35,000	\$200,000	\$40,000	\$50,000

HISTORICAL BID PRICE LISTING
 BY REGION

REGION: C

PAY ITEM	CALENDAR QUARTER	CONTRACT NUMBER	COUNTY LOCATION	PROJECT DESCRIPTION	BID QUANTITY	AWARD PRICE	SECOND BIDDER	THIRD BIDDER	ESTIMATE
ITS CONDUIT, TYPE A / LF									
704002M	2022Q2	22107	OCEAN	NHP-0009 (328)	75	\$370.00	\$275.00	\$260.00	\$40.00
		22121	MONMOUTH	NHP-1015 (350)	404	\$95.00	\$95.00	\$100.00	\$80.00
		22112	MERCER	NHP-0029 (329)	6,036	\$57.00	\$63.00	\$85.00	\$38.00
		22120	MIDDLESEX	NHP-0018 (309)	18,600	\$87.50	\$30.00	\$61.00	\$38.00
		22107	OCEAN	NHP-0009 (328)	35,937	\$70.00	\$60.00	\$45.00	\$40.00

JUNCTION BOX ITS TYPE A / U									
704003M	2022Q2	22121	MONMOUTH	NHP-1015 (350)	5	\$3,500	\$3,500	\$3,700	\$6,000
		22120	MIDDLESEX	NHP-0018 (309)	9	\$6,600	\$4,000	\$8,200	\$4,500
		22107	OCEAN	NHP-0009 (328)	25	\$7,800	\$8,000	\$5,200	\$5,100
		22112	MERCER	NHP-0029 (329)	29	\$6,500	\$5,000	\$3,500	\$4,800

JUNCTION BOX ITS RELOCATION / U									
704007M	2022Q2	22120	MIDDLESEX	NHP-0018 (309)	15	\$3,100	\$400	\$8,000	\$5,000

JUNCTION BOX ITS TYPE C / U									
704009M	2022Q2	22120	MIDDLESEX	NHP-0018 (309)	2	\$3,500	\$3,500	\$4,850	\$2,600
		22121	MONMOUTH	NHP-1015 (350)	2	\$2,100	\$2,100	\$2,200	\$3,000

METER CABINET ITS / U									
704011M	2022Q2	22121	MONMOUTH	NHP-1015 (350)	1	\$5,400	\$5,400	\$5,500	\$4,000

FOUNDATION, ITS / U									
704014M	2022Q2	22121	MONMOUTH	NHP-1015 (350)	1	\$1,400	\$1,400	\$1,500	\$3,000

FOUNDATION ITS TYPE D / U									
704024M	2022Q2	22121	MONMOUTH	NHP-1015 (350)	1	\$2,300	\$2,300	\$2,400	\$3,000

HISTORICAL BID PRICE LISTING
 BY REGION

REGION: C

PAY ITEM	CALENDAR QUARTER	CONTRACT NUMBER	COUNTY LOCATION	PROJECT DESCRIPTION	BID QUANTITY	AWARD PRICE	SECOND BIDDER	THIRD BIDDER	ESTIMATE
CONTROLLER MODIFICATIONS, TYPE ___ / U									
704032M	2022Q2	22120	MIDDLESEX	NHP-0018 (309)	1	\$11,800	\$15,000	\$8,000	\$11,000
		22131	OCEAN	STBGP-D00S (595)	1	\$16,500	\$17,200		\$10,500
		22120	MIDDLESEX	NHP-0018 (309)	5	\$3,400	\$10,000	\$5,000	\$11,000

CONTROL CENTER SYSTEM, LOCATION NO. ___ / LS									
704033P	2022Q2	22120	MIDDLESEX	NHP-0018 (309)	1	\$30,000	\$75,000	\$34,500	\$17,500
		22121	MONMOUTH	NHP-1015 (350)	1	\$13,800	\$13,800	\$14,000	\$15,000
		22121	MONMOUTH	NHP-1015 (350)	1	\$15,100	\$15,100	\$16,000	\$5,000

FOUNDATION CSS / U									
704035M	2022Q2	22121	MONMOUTH	NHP-1015 (350)	1	\$12,000	\$12,000	\$12,000	\$20,000

CAMERA STANDARD TYPE A / U									
704048M	2022Q2	22121	MONMOUTH	NHP-1015 (350)	1	\$98,580	\$99,000	\$100,000	\$47,000

CAMERA / U									
704060M	2022Q2	22121	MONMOUTH	NHP-1015 (350)	2	\$7,700	\$7,700	\$8,000	\$8,000

CONTROLLER, CAMERA / U									
704063M	2022Q2	22121	MONMOUTH	NHP-1015 (350)	1	\$49,850	\$50,000	\$50,000	\$35,000

FIBER OPTIC CABLE TYPE D / LF									
704075P	2022Q2	22120	MIDDLESEX	NHP-0018 (309)	1,275	\$9.85	\$58.00	\$88.00	\$9.00

FIBER OPTIC CABLE TYPE G / LF									
704076P	2022Q2	22120	MIDDLESEX	NHP-0018 (309)	23,295	\$16.00	\$12.25	\$13.00	\$8.00

HISTORICAL BID PRICE LISTING
 BY REGION

REGION: C

PAY ITEM	CALENDAR QUARTER	CONTRACT NUMBER	COUNTY LOCATION	PROJECT DESCRIPTION	BID QUANTITY	AWARD PRICE	SECOND BIDDER	THIRD BIDDER	ESTIMATE
FIBER OPTIC CABLE TYPE F / LF									
704081P	2022Q2	22120	MIDDLESEX	NHP-0018 (309)	10,490	\$10.00	\$17.00	\$12.00	\$15.00
CONTROLLER, CTSS / U									
704084M	2022Q2	22120	MIDDLESEX	NHP-0018 (309)	7	\$87,000	\$142,000	\$86,000	\$29,000
CONTROLLER, CTSS TURN ON / U									
704090M	2022Q2	22131	OCEAN	STBGP-D00S (595)	1	\$6,400	\$8,500		\$7,000
		22120	MIDDLESEX	NHP-0018 (309)	7	\$18,000	\$7,500	\$19,000	\$6,500
ADAPTIVE IMAGE DETECTOR, CTSS / U									
704092M	2022Q2	22120	MIDDLESEX	NHP-0018 (309)	30	\$18,900	\$25,000	\$18,000	\$8,000

HISTORICAL BID PRICE LISTING
BY REGION

REGION: C

PAY ITEM	CALENDAR QUARTER	CONTRACT NUMBER	COUNTY LOCATION	PROJECT DESCRIPTION	BID QUANTITY	AWARD PRICE	SECOND BIDDER	THIRD BIDDER	ESTIMATE
TVS ROADWAY DEVICES 1 LANES / U									
704204M	2022Q2	22120	MIDDLESEX	NHP-0018 (309)	3	\$11,500	\$8,500	\$8,000	\$27,000

HISTORICAL BID PRICE LISTING
BY REGION

REGION: C

PAY ITEM	CALENDAR CONTRACT QUARTER NUMBER	COUNTY LOCATION	PROJECT DESCRIPTION	BID QUANTITY	AWARD PRICE	SECOND BIDDER	THIRD BIDDER	ESTIMATE
REMOVAL, RELOCATION OF ELECTRICAL / LS								
706005P	2022Q2 22112	MERCER	NHP-0029(329)	1	\$120,000	\$50,000	\$5,000	\$80,000

HISTORICAL BID PRICE LISTING
 BY REGION

REGION: C

PAY ITEM	CALENDAR QUARTER	CONTRACT NUMBER	COUNTY LOCATION	PROJECT DESCRIPTION	BID QUANTITY	AWARD PRICE	SECOND BIDDER	THIRD BIDDER	ESTIMATE

SELECTIVE THINNING / SY									
801006M	2022Q2	22121	MONMOUTH	NHP-1015 (350)	100	\$35.00	\$10.00	\$60.00	\$25.00
		22120	MIDDLESEX	NHP-0018 (309)	150	\$9.25	\$20.00	\$13.00	\$8.00
		22107	OCEAN	NHP-0009 (328)	200	\$4.80	\$30.00	\$27.00	\$35.00
		22131	OCEAN	STBGP-D00S (595)	608	\$35.00	\$60.00		\$15.00

SELECTIVE CLEARING / SY									
801012M	2022Q2	22121	MONMOUTH	NHP-1015 (350)	100	\$35.00	\$25.00	\$80.00	\$30.00
		22107	OCEAN	NHP-0009 (328)	5,000	\$3.00	\$18.00	\$2.00	\$5.00

HISTORICAL BID PRICE LISTING
BY REGION

REGION: C

PAY ITEM	CALENDAR QUARTER	CONTRACT NUMBER	COUNTY LOCATION	PROJECT DESCRIPTION	BID QUANTITY	AWARD PRICE	SECOND BIDDER	THIRD BIDDER	ESTIMATE

TRIMMING EXISTING TREE, OVER 6" TO 12" D / U									
802003M	2022Q2	22116	MERCER	CRRSAA-FLEX-0027 (304	5	\$450.00	\$450.00	\$330.00	\$120.00
		22462	MONMOUTH	STATE	25	\$25.00	\$120.00		\$100.00

TRIMMING EXISTING TREE, OVER 12" TO 18" / U									
802006M	2022Q2	22107	OCEAN	NHP-0009 (328)	1	\$375	\$2,500	\$725	\$150.00
		22462	MONMOUTH	STATE	3	\$25.00	\$120.00		\$150.00

TRIMMING EXISTING TREE, OVER 18" TO 24" / U									
802009M	2022Q2	22120	MIDDLESEX	NHP-0018 (309)	1	\$315	\$1,000	\$575	\$600.00
		22104	MERCER	NHP-0029 (328)	3	\$3,650			\$760.00
		22462	MONMOUTH	STATE	3	\$25.00	\$120.00		\$150.00
		22116	MERCER	CRRSAA-FLEX-0027 (304	5	\$750.00	\$750.00	\$550.00	\$200.00

TRIMMING EXISTING TREE, OVER 24" TO 30" / U									
802012M	2022Q2	22119	SOMERSET	NHP-0078 (332)	1	\$800	\$2,500	\$2,314	\$800.00
		22462	MONMOUTH	STATE	3	\$25.00	\$120.00		\$150.00

TRIMMING EXISTING TREE, OVER 30" TO 36" / U									
802015M	2022Q2	22462	MONMOUTH	STATE	3	\$25.00	\$120.00		\$150.00

TRIMMING EXISTING TREE, OVER 36" DIAMETE / U									
802018M	2022Q2	22462	MONMOUTH	STATE	3	\$25.00	\$120.00		\$170.00

TREE REMOVAL, OVER 6" TO 12" DIAMETER / U									
802021M	2022Q2	22120	MIDDLESEX	NHP-0018 (309)	1	\$470.00	\$550.00	\$650.00	\$700.00
		22118	MIDDLESEX	NHP- 0018 (308)	15	\$985.00	\$405.00	\$893.00	\$550.00

HISTORICAL BID PRICE LISTING
 BY REGION

REGION: C

PAY ITEM	CALENDAR QUARTER	CONTRACT NUMBER	COUNTY LOCATION	PROJECT DESCRIPTION	BID QUANTITY	AWARD PRICE	SECOND BIDDER	THIRD BIDDER	ESTIMATE
TREE REMOVAL, OVER 6" TO 12" DIAMETER / U									
802021M	(cont)	22462	MONMOUTH	STATE	25	\$50.00	\$300.00		\$100.00

TREE REMOVAL, OVER 12" TO 18" DIAMETER / U									
802024M	2022Q2	22107	OCEAN	NHP-0009 (328)	1	\$2,260	\$1,800	\$1,175	\$2,200
		22462	MONMOUTH	STATE	3	\$50.00	\$300.00		\$250.00
		22120	MIDDLESEX	NHP-0018 (309)	6	\$525.00	\$600.00	\$790.00	\$1,100

TREE REMOVAL, OVER 18" TO 24" DIAMETER / U									
802027M	2022Q2	22108	MERCER	NHP-0029 (327)	1	\$1,950	\$1,000	\$2,800	\$2,100
		22107	OCEAN	NHP-0009 (328)	3	\$2,725	\$2,400	\$1,900	\$1,300
		22462	MONMOUTH	STATE	3	\$250.00	\$300.00		\$250.00
		22120	MIDDLESEX	NHP-0018 (309)	7	\$735	\$1,000	\$1,500	\$1,800

TREE REMOVAL, OVER 24" TO 30" DIAMETER / U									
802030M	2022Q2	22107	OCEAN	NHP-0009 (328)	1	\$3,650	\$4,200	\$3,000	\$3,700
		22119	SOMERSET	NHP-0078 (332)	1	\$2,500	\$4,000	\$6,186	\$1,700
		22462	MONMOUTH	STATE	3	\$750.00	\$300.00		\$250.00
		22120	MIDDLESEX	NHP-0018 (309)	7	\$945	\$1,100	\$1,900	\$2,600

TREE REMOVAL, OVER 30" TO 36" DIAMETER / U									
802033M	2022Q2	22462	MONMOUTH	STATE	3	\$1,250	\$300		\$550.00
		22120	MIDDLESEX	NHP-0018 (309)	8	\$1,250	\$1,500	\$2,200	\$2,900

TREE REMOVAL, OVER 36" DIAMETER / U									
802036M	2022Q2	22462	MONMOUTH	STATE	3	\$1,500	\$300		\$1,000

HISTORICAL BID PRICE LISTING
 BY REGION

REGION: C

PAY ITEM -----	CALENDAR CONTRACT QUARTER NUMBER -----	COUNTY LOCATION -----	PROJECT DESCRIPTION -----	BID QUANTITY -----	AWARD PRICE -----	SECOND BIDDER -----	THIRD BIDDER -----	ESTIMATE -----
PREPARATION OF EXISTING SOIL / SY								
803006M	2022Q2 22112	MERCER	NHP-0029 (329)	1,241	\$4.40	\$4.00	\$5.00	\$4.50

HISTORICAL BID PRICE LISTING
 BY REGION

REGION: C

PAY ITEM	CALENDAR QUARTER	CONTRACT NUMBER	COUNTY LOCATION	PROJECT DESCRIPTION	BID QUANTITY	AWARD PRICE	SECOND BIDDER	THIRD BIDDER	ESTIMATE
TOPSOIL SPREADING ___" THICK / SY									
804000P	2021Q4	22403	MERCER	STATE	1,666	\$3.00	\$9.25	\$6.35	\$4.00
		22403	MERCER	STATE	5,000	\$0.01	\$2.50	\$5.25	\$5.00
	2022Q1	22404	MIDDLESEX	STATE	1,787	\$3.00	\$7.00	\$0.02	\$4.00
		22405	MONMOUTH	STATE	4,466	\$3.00	\$7.00	\$4.25	\$4.00
		22404	MIDDLESEX	STATE	5,000	\$0.01	\$4.00	\$0.02	\$5.00
	2022Q2	22113	SOMERSET	NHP-0022 (351)	38	\$15.00	\$5.00	\$10.00	\$5.00
		22108	MERCER	NHP-0029 (327)	56	\$65.00	\$45.00	\$110.00	\$12.00
		22118	MIDDLESEX	NHP- 0018 (308)	67	\$10.00	\$20.00	\$5.00	\$10.00
		22131	OCEAN	STBGP-D00S (595)	549	\$3.50	\$65.00		\$5.00
		22119	SOMERSET	NHP-0078 (332)	641	\$10.00	\$10.00	\$6.00	\$6.50
		22121	MONMOUTH	NHP-1015 (350)	670	\$4.75	\$5.00	\$21.00	\$6.00
		22107	OCEAN	NHP-0009 (328)	2,961	\$5.50	\$8.00	\$6.00	\$4.00
		22112	MERCER	NHP-0029 (329)	15,382	\$7.00	\$3.75	\$4.00	\$6.50
		22120	MIDDLESEX	NHP-0018 (309)	16,482	\$4.20	\$4.00	\$7.00	\$4.00
		22107	OCEAN	NHP-0009 (328)	50,976	\$5.50	\$6.00	\$3.00	\$2.00

SUBSOIL / CY									
804001P	2022Q2	22107	OCEAN	NHP-0009 (328)	619	\$0.01	\$30.00	\$70.00	\$50.00

PLANT PIT SOIL / CY									
804014P	2022Q2	22121	MONMOUTH	NHP-1015 (350)	5	\$70.00	\$70.00	\$140.00	\$70.00
		22112	MERCER	NHP-0029 (329)	32	\$77.00	\$70.00	\$80.00	\$70.00
		22120	MIDDLESEX	NHP-0018 (309)	195	\$56.00	\$65.00	\$72.00	\$1.00
		22107	OCEAN	NHP-0009 (328)	197	\$59.00	\$100.00	\$70.00	\$70.00

BORROW TOPSOIL / CY									
804015P	2021Q4	22403	MERCER	STATE	116	\$25.00	\$35.00	\$38.00	\$50.00
		22403	MERCER	STATE	1,250	\$0.01	\$5.00	\$38.00	\$4.00
	2022Q1	22405	MONMOUTH	STATE	125	\$25.00	\$48.00	\$35.00	\$50.00

HISTORICAL BID PRICE LISTING
 BY REGION

REGION: C

PAY ITEM	CALENDAR QUARTER	CONTRACT NUMBER	COUNTY LOCATION	PROJECT DESCRIPTION	BID QUANTITY	AWARD PRICE	SECOND BIDDER	THIRD BIDDER	ESTIMATE
BORROW TOPSOIL / CY									
804015P	(cont)	22404	MIDDLESEX	STATE	199	\$25.00	\$37.00	\$0.02	\$50.00
		22404	MIDDLESEX	STATE	1,250	\$0.01	\$5.00	\$0.02	\$4.00
	2022Q2	22119	SOMERSET	NHP-0078 (332)	5	\$100.00	\$200.00	\$121.00	\$60.00
		22108	MERCER	NHP-0029 (327)	7	\$14.00	\$50.00	\$600.00	\$63.00
		22118	MIDDLESEX	NHP- 0018 (308)	10	\$20.00	\$55.00	\$25.00	\$34.00
		22131	OCEAN	STBGP-D00S (595)	16	\$65.00	\$33.00		\$55.00
		22121	MONMOUTH	NHP-1015 (350)	80	\$65.00	\$65.00	\$66.00	\$70.00
		22120	MIDDLESEX	NHP-0018 (309)	1,400	\$35.00	\$85.00	\$40.00	\$50.00

BIORETENTION SOIL MIXTURE / CY									
804030P	2022Q2	22107	OCEAN	NHP-0009 (328)	205	\$80.00	\$100.00	\$82.00	\$75.00

HISTORICAL BID PRICE LISTING
 BY REGION

REGION: C

PAY ITEM	CALENDAR QUARTER	CONTRACT NUMBER	COUNTY LOCATION	PROJECT DESCRIPTION	BID QUANTITY	AWARD PRICE	SECOND BIDDER	THIRD BIDDER	ESTIMATE

TURF REPAIR STRIP / LF									
805003M	2021Q4	22403	MERCER	STATE	2,000	\$3.50	\$4.50	\$9.75	\$5.00
		22403	MERCER	STATE	5,000	\$0.01	\$2.50	\$7.00	\$2.00
	2022Q1	22106	HUNTERDON	NHP-0179 (327)	40	\$274.37			\$9.00
		22404	MIDDLESEX	STATE	2,000	\$2.50	\$5.50	\$0.02	\$5.00
		22405	MONMOUTH	STATE	2,000	\$3.50	\$5.75	\$8.50	\$5.00
		22404	MIDDLESEX	STATE	5,000	\$0.01	\$2.00	\$0.02	\$2.00
	2022Q2	22108	MERCER	NHP-0029 (327)	211	\$30.00	\$2.00	\$11.00	\$6.00
		22104	MERCER	NHP-0029 (328)	775	\$39.53			\$9.00
		22131	OCEAN	STBGP-D00S (595)	1,113	\$10.00	\$8.50		\$10.00

STABILIZED TURF / SY									
805005M	2022Q2	22131	OCEAN	STBGP-D00S (595)	6	\$55.00	\$85.00		\$60.00

HISTORICAL BID PRICE LISTING
 BY REGION

REGION: C

PAY ITEM	CALENDAR QUARTER	CONTRACT NUMBER	COUNTY LOCATION	PROJECT DESCRIPTION	BID QUANTITY	AWARD PRICE	SECOND BIDDER	THIRD BIDDER	ESTIMATE

FERTILIZING AND SEEDING, TYPE A / SY									
806003P	2021Q4	22403	MERCER	STATE	5,000	\$0.01	\$0.25	\$1.00	\$2.00
	2022Q1	22404	MIDDLESEX	STATE	5,000	\$0.01	\$0.50	\$0.02	\$2.00
	2022Q2	22113	SOMERSET	NHP-0022 (351)	38	\$3.00	\$1.00	\$10.00	\$3.00

FERTILIZING AND SEEDING, TYPE A-3 / SY									
806006P	2021Q4	22403	MERCER	STATE	1,666	\$0.75	\$0.50	\$1.00	\$2.00
	2022Q1	22404	MIDDLESEX	STATE	1,787	\$0.75	\$1.00	\$0.02	\$2.00
		22405	MONMOUTH	STATE	4,466	\$0.75	\$2.00	\$0.60	\$2.00
	2022Q2	22108	MERCER	NHP-0029 (327)	56	\$18.00	\$5.50	\$110.00	\$4.00
		22118	MIDDLESEX	NHP- 0018 (308)	67	\$10.00	\$1.25	\$1.00	\$2.00
		22131	OCEAN	STBGP-D00S (595)	549	\$2.25	\$3.30		\$3.00
		22119	SOMERSET	NHP-0078 (332)	639	\$3.30	\$1.00	\$2.00	\$2.00
		22112	MERCER	NHP-0029 (329)	15,382	\$1.60	\$1.50	\$1.35	\$2.00
		22120	MIDDLESEX	NHP-0018 (309)	17,391	\$1.55	\$1.75	\$1.30	\$1.00

FERTILIZING AND SEEDING, TYPE F / SY									
806018P	2022Q2	22131	OCEAN	STBGP-D00S (595)	51	\$2.75	\$4.25		\$25.00
		22112	MERCER	NHP-0029 (329)	1,399	\$1.60	\$2.00	\$1.40	\$2.00
		22120	MIDDLESEX	NHP-0018 (309)	4,527	\$1.55	\$1.75	\$1.30	\$6.00
		22107	OCEAN	NHP-0009 (328)	5,580	\$1.60	\$1.20	\$2.50	\$1.20

FERTILIZING AND SEEDING, TYPE R / SY									
806020P	2022Q2	22121	MONMOUTH	NHP-1015 (350)	63	\$5.25	\$5.25	\$12.00	\$2.00

FERTILIZING AND SEEDING, TYPE PINELANDS / SY									
806027P	2022Q2	22107	OCEAN	NHP-0009 (328)	1,004	\$2.15	\$2.50	\$2.90	\$1.20

HISTORICAL BID PRICE LISTING
 BY REGION

REGION: C

PAY ITEM	CALENDAR QUARTER	CONTRACT NUMBER	COUNTY LOCATION	PROJECT DESCRIPTION	BID QUANTITY	AWARD PRICE	SECOND BIDDER	THIRD BIDDER	ESTIMATE

WILDFLOWER SEEDING / SY									
806030P	2022Q2	22121	MONMOUTH	NHP-1015 (350)	140	\$6.50	\$6.50	\$27.00	\$5.00
		22112	MERCER	NHP-0029 (329)	1,795	\$4.90	\$2.00	\$5.00	\$5.00
		22107	OCEAN	NHP-0009 (328)	1,957	\$2.15	\$4.50	\$4.00	\$4.75
		22120	MIDDLESEX	NHP-0018 (309)	2,152	\$2.05	\$2.25	\$6.00	\$5.00

FERTILIZING AND SEEDING, LOW MAINTENANCE / SY									
806033P	2022Q2	22121	MONMOUTH	NHP-1015 (350)	670	\$2.25	\$2.25	\$5.00	\$1.00
		22120	MIDDLESEX	NHP-0018 (309)	1,480	\$1.85	\$2.00	\$2.20	\$3.00
		22107	OCEAN	NHP-0009 (328)	52,758	\$1.60	\$2.50	\$1.40	\$1.50

HISTORICAL BID PRICE LISTING
 BY REGION

REGION: C

PAY ITEM	CALENDAR QUARTER	CONTRACT NUMBER	COUNTY LOCATION	PROJECT DESCRIPTION	BID QUANTITY	AWARD PRICE	SECOND BIDDER	THIRD BIDDER	ESTIMATE
TOPSOIL STABILIZATION, TYPE 1 MAT / SY									
807003M	2022Q2	22131	OCEAN	STBGP-D00S (595)	21	\$11.00	\$18.00		\$15.00
TOPSOIL STABILIZATION, TYPE 4 MAT / SY									
807012M	2022Q2	22107	OCEAN	NHP-0009 (328)	500	\$4.30	\$6.00	\$6.50	\$5.00

HISTORICAL BID PRICE LISTING
 BY REGION

REGION: C

PAY ITEM	CALENDAR QUARTER	CONTRACT NUMBER	COUNTY LOCATION	PROJECT DESCRIPTION	BID QUANTITY	AWARD PRICE	SECOND BIDDER	THIRD BIDDER	ESTIMATE

STRAW MULCHING / SY									
809003M	2021Q4	22403	MERCER	STATE	1,666	\$0.75	\$0.50	\$1.00	\$1.50
		22403	MERCER	STATE	5,000	\$0.01	\$0.25	\$1.00	\$1.00
	2022Q1	22404	MIDDLESEX	STATE	1,787	\$0.75	\$1.00	\$0.02	\$1.50
		22405	MONMOUTH	STATE	4,466	\$0.75	\$1.00	\$0.60	\$1.50
		22404	MIDDLESEX	STATE	5,000	\$0.01	\$0.50	\$0.02	\$1.00
	2022Q2	22113	SOMERSET	NHP-0022 (351)	38	\$3.00	\$1.00	\$10.00	\$4.00
		22108	MERCER	NHP-0029 (327)	56	\$18.00	\$1.40	\$110.00	\$3.00
		22118	MIDDLESEX	NHP- 0018 (308)	67	\$10.00	\$1.25	\$1.00	\$4.00
		22131	OCEAN	STBGP-D00S (595)	549	\$1.00	\$1.50		\$4.00
		22119	SOMERSET	NHP-0078 (332)	639	\$3.30	\$1.00	\$2.00	\$2.00
		22120	MIDDLESEX	NHP-0018 (309)	3,925	\$1.00	\$1.25	\$1.00	\$1.00
		22112	MERCER	NHP-0029 (329)	15,382	\$1.10	\$0.50	\$1.00	\$1.50

FIBER MULCHING / SY									
809006M	2022Q2	22121	MONMOUTH	NHP-1015 (350)	670	\$3.00	\$3.00	\$8.00	\$5.00
		22120	MIDDLESEX	NHP-0018 (309)	16,661	\$1.00	\$1.25	\$3.00	\$1.00
		22107	OCEAN	NHP-0009 (328)	61,299	\$1.10	\$1.20	\$2.70	\$0.60

GRAVEL MULCHING / SY									
809012M	2022Q2	22120	MIDDLESEX	NHP-0018 (309)	287	\$6.25	\$6.75	\$22.00	\$10.00

WOOD MULCHING / SY									
809018M	2022Q2	22121	MONMOUTH	NHP-1015 (350)	16	\$6.00	\$6.00	\$25.00	\$7.00
		22112	MERCER	NHP-0029 (329)	81	\$6.00	\$5.75	\$4.50	\$7.00
		22107	OCEAN	NHP-0009 (328)	3,549	\$1.10	\$3.50	\$4.90	\$7.00

WOOD MULCHING, 2" THICK / SY									
809021M	2022Q2	22120	MIDDLESEX	NHP-0018 (309)	2,749	\$1.00	\$1.25	\$3.50	\$4.00

HISTORICAL BID PRICE LISTING
 BY REGION

REGION: C

PAY ITEM	CALENDAR QUARTER	CONTRACT NUMBER	COUNTY LOCATION	PROJECT DESCRIPTION	BID QUANTITY	AWARD PRICE	SECOND BIDDER	THIRD BIDDER	ESTIMATE
MOWING / ACRE									
810003M	2022Q2	22120	MIDDLESEX	NHP-0018 (309)	8	\$470.00	\$525.00	\$210.00	\$900.00
		22107	OCEAN	NHP-0009 (328)	26	\$430.00	\$650.00	\$220.00	\$800.00
MOWING / SY									
810006M	2022Q2	22131	OCEAN	STBGP-D00S (595)	250	\$10.00	\$8.00		\$4.00

HISTORICAL BID PRICE LISTING
 BY REGION

REGION: C

PAY ITEM	CALENDAR QUARTER	CONTRACT NUMBER	COUNTY LOCATION	PROJECT DESCRIPTION	BID QUANTITY	AWARD PRICE	SECOND BIDDER	THIRD BIDDER	ESTIMATE
LARGE DECIDUOUS TREE, 3-3 1/2" CALIPER, / U									
811003M	2022Q2	22120	MIDDLESEX	NHP-0018 (309)	27	\$785	\$850	\$1,000	\$700.00
LARGE DECIDUOUS TREE, 2 1/2-3" CALIPER, / U									
811004M	2022Q2	22120	MIDDLESEX	NHP-0018 (309)	70	\$525.00	\$550.00	\$750.00	\$650.00
LARGE DECIDUOUS TREE, 2-2 1/2" CALIPER, / U									
811006M	2022Q2	22112	MERCER	NHP-0029 (329)	25	\$710.00	\$660.00	\$725.00	\$500.00
		22107	OCEAN	NHP-0009 (328)	33	\$550.00	\$900.00	\$680.00	\$500.00
LARGE DECID TREE 10-12' HIGH, MULTI STEM / U									
811016M	2022Q2	22107	OCEAN	NHP-0009 (328)	15	\$645.00	\$900.00	\$750.00	\$450.00
		22120	MIDDLESEX	NHP-0018 (309)	43	\$630.00	\$660.00	\$750.00	\$450.00
SMALL DECIDUOUS TREE, 2-2 1/2" CALIPER, / U									
811024M	2022Q2	22107	OCEAN	NHP-0009 (328)	47	\$550.00	\$400.00	\$670.00	\$450.00
SMALL DECIDUOUS TREE, 6-7' HIGH B&B / U									
811029M	2022Q2	22121	MONMOUTH	NHP-1015 (350)	7	\$595.00	\$600.00	\$750.00	\$350.00
		22107	OCEAN	NHP-0009 (328)	12	\$550.00	\$300.00	\$650.00	\$350.00
SMALL DECIDUOUS TREE, 7-8' HIGH, B&B / U									
811031M	2022Q2	22112	MERCER	NHP-0029 (329)	48	\$650.00	\$600.00	\$650.00	\$375.00
EVERGREEN TREE, 7-8' HIGH B&B / U									
811037M	2022Q2	22107	OCEAN	NHP-0009 (328)	37	\$600.00	\$350.00	\$725.00	\$375.00

HISTORICAL BID PRICE LISTING
 BY REGION

REGION: C

PAY ITEM	CALENDAR QUARTER	CONTRACT NUMBER	COUNTY LOCATION	PROJECT DESCRIPTION	BID QUANTITY	AWARD PRICE	SECOND BIDDER	THIRD BIDDER	ESTIMATE

EVERGREEN TREE, 7-8' HIGH B&B / U									
811037M	(cont)	22120	MIDDLESEX	NHP-0018 (309)	85	\$575.00	\$600.00	\$700.00	\$375.00

EVERGREEN TREE, 6-7' HIGH, B&B / U									
811039M	2022Q2	22120	MIDDLESEX	NHP-0018 (309)	20	\$470.00	\$500.00	\$625.00	\$350.00

DECIDUOUS SHRUB, 18-24" HIGH, #3 CONTAIN / U									
811063M	2022Q2	22121	MONMOUTH	NHP-1015 (350)	45	\$60.00	\$60.00	\$150.00	\$65.00

DECIDUOUS SHRUB, 24-36" HIGH, CONTAINER / U									
811067M	2022Q2	22107	OCEAN	NHP-0009 (328)	1,512	\$64.50	\$85.00	\$70.00	\$65.00

EVERGREEN SHRUB, 18-24" HIGH, #3 CONTAIN / U									
811078M	2022Q2	22107	OCEAN	NHP-0009 (328)	170	\$59.00	\$90.00	\$65.00	\$55.00

HISTORICAL BID PRICE LISTING
 BY REGION

REGION: C

PAY ITEM	CALENDAR QUARTER	CONTRACT NUMBER	COUNTY LOCATION	PROJECT DESCRIPTION	BID QUANTITY	AWARD PRICE	SECOND BIDDER	THIRD BIDDER	ESTIMATE
PERENNIAL, 2" PLUG / U									
811120M	2022Q2	22120	MIDDLESEX	NHP-0018 (309)	18,034	\$4.60	\$5.00	\$3.50	\$5.00

BULB / U									
811123M	2022Q2	22107	OCEAN	NHP-0009 (328)	12,519	\$1.10	\$15.00	\$4.20	\$2.50
		22120	MIDDLESEX	NHP-0018 (309)	13,900	\$1.00	\$1.25	\$3.00	\$2.50

PLANT ESTABLISHMENT PERIOD / LS									
811138M	2022Q2	22107	OCEAN	NHP-0009 (328)	1	\$9,150	\$55,000	\$70,000	\$28,000
		22112	MERCER	NHP-0029 (329)	1	\$7,000	\$6,250	\$5,000	\$8,100
		22120	MIDDLESEX	NHP-0018 (309)	1	\$8,750	\$10,000	\$39,500	\$30,000
		22121	MONMOUTH	NHP-1015 (350)	1	\$2,500	\$2,500	\$15,000	\$6,000

WATERING / MG									
811165M	2022Q2	22121	MONMOUTH	NHP-1015 (350)	2	\$400.00	\$400.00	\$700.00	\$1,000
		22112	MERCER	NHP-0029 (329)	8	\$550.00	\$500.00	\$450.00	\$1,000
		22120	MIDDLESEX	NHP-0018 (309)	38	\$260.00	\$275.00	\$220.00	\$650.00
		22107	OCEAN	NHP-0009 (328)	66	\$265.00	\$400.00	\$250.00	\$1,000

HISTORICAL BID PRICE LISTING
BY REGION

REGION: C

<u>PAY ITEM</u>	<u>CALENDAR CONTRACT</u> <u>QUARTER NUMBER</u>	<u>COUNTY</u> <u>LOCATION</u>	<u>PROJECT</u> <u>DESCRIPTION</u>	<u>BID</u> <u>QUANTITY</u>	<u>AWARD</u> <u>PRICE</u>	<u>SECOND</u> <u>BIDDER</u>	<u>THIRD</u> <u>BIDDER</u>	<u>ESTIMATE</u>
MISCELLANEOUS CONCRETE / CY								
903006M	2022Q2 22464	MONMOUTH	N/A	40	\$250.00	\$50.00		\$700.00

HISTORICAL BID PRICE LISTING
BY REGION

REGION: C

PAY ITEM	CALENDAR QUARTER	CONTRACT NUMBER	COUNTY LOCATION	PROJECT DESCRIPTION	BID QUANTITY	AWARD PRICE	SECOND BIDDER	THIRD BIDDER	ESTIMATE
INSPECTION OF UNITS / U									
MMA001M	2022Q2	22464	MONMOUTH	N/A	25	\$1,000	\$1,000		\$1,000

HISTORICAL BID PRICE LISTING
 BY REGION

REGION: C

PAY ITEM	CALENDAR QUARTER	CONTRACT NUMBER	COUNTY LOCATION	PROJECT DESCRIPTION	BID QUANTITY	AWARD PRICE	SECOND BIDDER	THIRD BIDDER	ESTIMATE
BRIDGE HEADER REPAIR / LF									
MMB070M	2021Q4	20466	MONMOUTH	NHP-D00S (456)	2,034	\$286.00	\$200.00	\$183.00	\$155.00
REPAIR CONCRETE CURB / LF									
MMB077M	2021Q4	20466	MONMOUTH	NHP-D00S (456)	175	\$115.00	\$80.00	\$200.00	\$75.00
FLOODLIGHTS FOR NIGHTTIME OPERATION / U									
MMB085M	2021Q4	20459	MERCER	NHP-D00S (454)	8	\$1,000	\$1,500	\$1,500	\$500.00
DECK JOINT RESEAL (SILICON) / LF									
MMB087M	2021Q4	20466	MONMOUTH	NHP-D00S (456)	4,638	\$70.00	\$80.00	\$85.00	\$70.00
DECK JOINT REPAIR / LF									
MMB089M	2021Q4	20466	MONMOUTH	NHP-D00S (456)	5,630	\$181.00	\$160.00	\$180.00	\$110.00
DECK JOINT RESEAL (RUBBER ASPHALT) / LF									
MMB090M	2021Q4	20466	MONMOUTH	NHP-D00S (456)	2,418	\$5.00	\$40.00	\$17.00	\$20.00
FORCE ACCOUNT LABOR, EQUIPMENT & MATERIA / DOLL									
MMB091M	2022Q2	22462	MONMOUTH	STATE	80,000	\$1.00	\$1.00		\$1.00
CREW COORDINATOR / HOUR									
MMB092M	2021Q4	22413	HUNTERDON	N/A	100	\$125.00	\$125.00	\$125.00	\$125.00
		22416	HUNTERDON	N/A	100	\$125.00	\$125.00	\$125.00	\$125.00
		22435	HUNTERDON	N/A	100	\$125.00	\$125.00		\$125.00

HISTORICAL BID PRICE LISTING
BY REGION

REGION: C

PAY ITEM -----	CALENDAR QUARTER	CONTRACT NUMBER	COUNTY LOCATION -----	PROJECT DESCRIPTION -----	BID QUANTITY -----	AWARD PRICE -----	SECOND BIDDER -----	THIRD BIDDER -----	ESTIMATE -----
CREW COORDINATOR / HOUR									
MMB092M	(cont)	22419	MONMOUTH	N/A	250	\$125.00	\$125.00	\$125.00	\$125.00

HISTORICAL BID PRICE LISTING
BY REGION

REGION: C

PAY ITEM	CALENDAR QUARTER	CONTRACT NUMBER	COUNTY LOCATION	PROJECT DESCRIPTION	BID QUANTITY	AWARD PRICE	SECOND BIDDER	THIRD BIDDER	ESTIMATE
LANE CLOSURES / HOUR									
MMB172M	2021Q4	22419	MONMOUTH	N/A	1,500	\$142.00	\$130.00	\$1.01	\$75.00
		22432	MONMOUTH	100% State	4,000	\$175.00	\$1.00	\$0.01	\$65.00
		22435	HUNTERDON	N/A	5,000	\$0.01	\$0.01		\$65.00
		22413	HUNTERDON	N/A	7,000	\$0.01	\$0.01	\$1.00	\$50.00
		22416	HUNTERDON	N/A	13,000	\$1.00	\$0.01	\$0.01	\$50.00

SOLID WASTE DISPOSAL / DOLL									
MMB173M	2021Q4	22419	MONMOUTH	N/A	1,000	\$1.00	\$1.00	\$1.00	\$1.00
		22413	HUNTERDON	N/A	7,500	\$1.00	\$1.00	\$1.00	\$1.00
		22432	MONMOUTH	100% State	10,000	\$1.00	\$1.00	\$1.00	\$1.00
		22416	HUNTERDON	N/A	20,000	\$1.00	\$1.00	\$1.00	\$1.00
		22435	HUNTERDON	N/A	100,000	\$1.00	\$1.00		\$1.00

REPAIR CATEGORY "A" / HOUR									
MMB181M	2022Q2	22464	MONMOUTH	N/A	165	\$1,800	\$1,750		\$1,500

DIVING CREW / HOUR									
MMB185M	2021Q4	22435	HUNTERDON	N/A	2,200	\$360.18	\$483.00		\$480.00

LABOR CREW / HOUR									
MMB186M	2021Q4	22419	MONMOUTH	N/A	325	\$345.00	\$360.00	\$295.00	\$350.00
		22419	MONMOUTH	N/A	700	\$535.00	\$555.00	\$620.00	\$575.00
		22419	MONMOUTH	N/A	700	\$438.00	\$412.00	\$510.00	\$510.00
		22419	MONMOUTH	N/A	700	\$227.00	\$260.00	\$255.00	\$325.00
		22419	MONMOUTH	N/A	700	\$529.00	\$556.00	\$640.00	\$675.00
		22419	MONMOUTH	N/A	700	\$609.00	\$602.00	\$695.00	\$625.00
		22419	MONMOUTH	N/A	700	\$531.00	\$569.00	\$535.00	\$540.00
		22432	MONMOUTH	100% State	4,000	\$555.00	\$678.00	\$865.00	\$670.00
		22432	MONMOUTH	100% State	4,000	\$536.00	\$725.00	\$600.00	\$695.00
		22413	HUNTERDON	N/A	4,800	\$340.00	\$402.00	\$297.00	\$315.00

HISTORICAL BID PRICE LISTING
 BY REGION

REGION: C

PAY ITEM	CALENDAR QUARTER	CONTRACT NUMBER	COUNTY LOCATION	PROJECT DESCRIPTION	BID QUANTITY	AWARD PRICE	SECOND BIDDER	THIRD BIDDER	ESTIMATE
LABOR CREW / HOUR									
MMB186M	(cont)	22435	HUNTERDON	N/A	5,000	\$654.59	\$623.00		\$690.00
		22413	HUNTERDON	N/A	7,000	\$408.00	\$445.00	\$616.00	\$500.00
		22416	HUNTERDON	N/A	13,000	\$598.00	\$600.71	\$686.00	\$568.00

HISTORICAL BID PRICE LISTING
 BY REGION

REGION: C

PAY ITEM	CALENDAR QUARTER	CONTRACT NUMBER	COUNTY LOCATION	PROJECT DESCRIPTION	BID QUANTITY	AWARD PRICE	SECOND BIDDER	THIRD BIDDER	ESTIMATE
RETROFIT COVER PLATE FOR INLET CURB PIEC / U									
MMD042M	2021Q4	22403	MERCER	STATE	10	\$400.00	\$425.00	\$300.00	\$200.00
	2022Q1	22405	MONMOUTH	STATE	10	\$400.00	\$212.00	\$325.00	\$200.00

HISTORICAL BID PRICE LISTING
 BY REGION

REGION: C

PAY ITEM	CALENDAR QUARTER	CONTRACT NUMBER	COUNTY LOCATION	PROJECT DESCRIPTION	BID QUANTITY	AWARD PRICE	SECOND BIDDER	THIRD BIDDER	ESTIMATE

CONDUIT CLEARING / LF									
MME002M	2022Q1	22430	MERCER	100% STATE	400	\$10.00	\$29.00		\$1.00

FOUNDATION REMOVAL, ELECTRICAL / U									
MME008M	2022Q1	22428	MERCER	100% STATE	150	\$425.00	\$500.00		\$700.00

TRANSITE JUNCTION BOX REMOVAL / U									
MME009M	2022Q1	22428	MERCER	100% STATE	75	\$400.00	\$800.00		\$700.00

TROUBLESHOOTING / MH									
MME010M	2022Q1	22430	MERCER	100% STATE	175	\$300.00	\$749.00		\$185.00

BASE DOOR, TYPE T/C / U									
MME011M	2022Q1	22430	MERCER	100% STATE	10	\$90.00	\$197.00		\$100.00

BASE DOOR, TYPE K / U									
MME012M	2022Q1	22430	MERCER	100% STATE	10	\$95.00	\$205.00		\$95.00

BASE DOOR, TYPE P / U									
MME013M	2022Q1	22430	MERCER	100% STATE	10	\$85.00	\$189.00		\$90.00

PEDESTRIAN LED INSTALLATION / U									
MME015M	2022Q1	22430	MERCER	100% STATE	3	\$340.00	\$421.00		\$275.00

HIGHWAY LIGHTING BALLAST INSTALLATION / U									
MME017M	2022Q1	22430	MERCER	100% STATE	10	\$450.00	\$450.00		\$450.00

HISTORICAL BID PRICE LISTING
 BY REGION

REGION: C

PAY ITEM	CALENDAR QUARTER	CONTRACT NUMBER	COUNTY LOCATION	PROJECT DESCRIPTION	BID QUANTITY	AWARD PRICE	SECOND BIDDER	THIRD BIDDER	ESTIMATE
HIGHWAY LIGHTING RELAMPING / U									
MME024M	2022Q1	22430	MERCER	100% STATE	75	\$300.00	\$250.00		\$175.00

BASE DOOR, TYPE L / U									
MME026M	2022Q1	22430	MERCER	100% STATE	20	\$60.00	\$189.00		\$75.00

PEC REPLACEMENT / U									
MME027M	2022Q1	22430	MERCER	100% STATE	5	\$65.00	\$299.00		\$75.00

SIGN LUMINAIRE INSTALLATION / U									
MME055M	2022Q1	22430	MERCER	100% STATE	175	\$2,450	\$2,003		\$2,000

LED TYPE R-ARROW-R / U									
MME068M	2022Q1	22430	MERCER	100% STATE	50	\$110.00	\$261.00		\$100.00

LED TYPE A-ARROW-R / U									
MME069M	2022Q1	22430	MERCER	100% STATE	50	\$110.00	\$261.00		\$100.00

LED TYPE G-ARROW-R / U									
MME070M	2022Q1	22430	MERCER	100% STATE	50	\$110.00	\$261.00		\$100.00

LED TYPE A/G-ARROW-R / U									
MME071M	2022Q1	22430	MERCER	100% STATE	45	\$165.00	\$333.00		\$175.00

TRAFFIC DIRECTORS / MH									
MME084M	2022Q1	22428	MERCER	100% STATE	350	\$85.00	\$125.00		\$82.00

HISTORICAL BID PRICE LISTING
 BY REGION

REGION: C

PAY ITEM	CALENDAR QUARTER	CONTRACT NUMBER	COUNTY LOCATION	PROJECT DESCRIPTION	BID QUANTITY	AWARD PRICE	SECOND BIDDER	THIRD BIDDER	ESTIMATE
VISOR REPLACEMENT / U									
MME085M	2022Q1	22430	MERCER	100% STATE	45	\$65.00	\$120.00		\$60.00
ROADWAY JUNCTION BOX / U									
MME090M	2022Q1	22428	MERCER	100% STATE	1	\$350	\$1,000		\$2,000
LED TYPE 12 RAG / U									
MME091M	2022Q1	22430	MERCER	100% STATE	425	\$350.00	\$648.00		\$325.00
LED TYPE 8 RAG / U									
MME092M	2022Q1	22430	MERCER	100% STATE	350	\$340.00	\$631.00		\$290.00
LIGHTING ASSEMBLIES, TYPE L-R-X / U									
MME093M	2022Q1	22430	MERCER	100% STATE	2	\$460	\$1,206		\$450.00
LIGHTING ASSEMBLIES, TYPE L-R-CF / U									
MME094M	2022Q1	22430	MERCER	100% STATE	2	\$460	\$1,206		\$450.00
LIGHTING ASSEMBLIES, TYPE L-R-V-X / U									
MME095M	2022Q1	22430	MERCER	100% STATE	2	\$950	\$1,969		\$1,000
LIGHTING ASSEMBLIES, TYPE L-R-MG / U									
MME096M	2022Q1	22430	MERCER	100% STATE	2	\$1,085	\$1,994		\$750.00
LIGHTING ASSEMBLIES, TYPE L-R-U-W / U									
MME097M	2022Q1	22430	MERCER	100% STATE	2	\$2,000	\$3,078		\$1,850

HISTORICAL BID PRICE LISTING
 BY REGION

REGION: C

PAY ITEM	CALENDAR QUARTER	CONTRACT NUMBER	COUNTY LOCATION	PROJECT DESCRIPTION	BID QUANTITY	AWARD PRICE	SECOND BIDDER	THIRD BIDDER	ESTIMATE
-----	-----	-----	-----	-----	-----	-----	-----	-----	-----
LIGHTING ASSEMBLIES, TYPE	L-R-U-P	/ U							
MME098M	2022Q1	22430	MERCER	100% STATE	2	\$2,000	\$2,355		\$1,500

HISTORICAL BID PRICE LISTING
 BY REGION

REGION: C

PAY ITEM	CALENDAR QUARTER	CONTRACT NUMBER	COUNTY LOCATION	PROJECT DESCRIPTION	BID QUANTITY	AWARD PRICE	SECOND BIDDER	THIRD BIDDER	ESTIMATE
TOWER RELAMPING / U									
MME100M	2022Q1	22430	MERCER	100% STATE	8	\$1,650	\$8,569		\$1,750
TOWER LUMINAIRE INSTALLATION / U									
MME101M	2022Q1	22430	MERCER	100% STATE	8	\$2,245	\$2,239		\$650.00
LIGHTING ASSEMBLIES INSTALLATION / U									
MME102M	2022Q1	22430	MERCER	100% STATE	70	\$500.00	\$610.00		\$375.00
LIGHTING ASSEMBLIES, TYPE L-R-40-Y / U									
MME103M	2022Q1	22430	MERCER	100% STATE	2	\$440	\$1,173		\$600.00
FUSE KITS / U									
MME108M	2022Q1	22430	MERCER	100% STATE	75	\$75.00	\$309.00		\$75.00
FOUNDATION, TYPE PBI / U									
MME122M	2022Q1	22428	MERCER	100% STATE	10	\$250.00	\$300.00		\$500.00
ADA Push Button Installation / U									
MME139M	2022Q1	22430	MERCER	100% STATE	40	\$210.00	\$421.00		\$225.00
RADAR DETECTION SYSTEM, 1 RADAR / U									
MME143M	2021Q4	22403	MERCER	STATE	1	\$19,215	\$10,250	\$11,100	\$15,000
	2022Q1	22404	MIDDLESEX	STATE	1	\$13,755	\$12,500	\$12,000	\$15,000

HISTORICAL BID PRICE LISTING
 BY REGION

REGION: C

PAY ITEM	CALENDAR QUARTER	CONTRACT NUMBER	COUNTY LOCATION	PROJECT DESCRIPTION	BID QUANTITY	AWARD PRICE	SECOND BIDDER	THIRD BIDDER	ESTIMATE

RADAR DETECTION SYSTEM, 2 RADAR / U									
MME144M	2021Q4	22403	MERCER	STATE	4	\$17,850	\$20,350	\$20,300	\$25,000
	2022Q1	22405	MONMOUTH	STATE	11	\$20,475	\$18,600	\$20,100	\$25,000

RADAR DETECTION SYSTEM, 3 RADAR / U									
MME145M	2021Q4	22403	MERCER	STATE	1	\$27,405	\$30,450	\$30,500	\$30,000
	2022Q1	22404	MIDDLESEX	STATE	1	\$30,030	\$34,000	\$25,000	\$30,000
		22405	MONMOUTH	STATE	2	\$30,765	\$28,500	\$28,500	\$30,000

RADAR DETECTION SYSTEM, 4 RADAR / U									
MME146M	2021Q4	22403	MERCER	STATE	1	\$35,700	\$40,500	\$40,400	\$40,000
	2022Q1	22405	MONMOUTH	STATE	2	\$41,055	\$38,000	\$37,500	\$40,000

POLE BRIDGE REPLACEMENT / EACH									
MME149M	2022Q1	22430	MERCER	100% STATE	40	\$3,400	\$1,695		\$2,000

HISTORICAL BID PRICE LISTING
 BY REGION

REGION: C

PAY ITEM	CALENDAR QUARTER	CONTRACT NUMBER	COUNTY LOCATION	PROJECT DESCRIPTION	BID QUANTITY	AWARD PRICE	SECOND BIDDER	THIRD BIDDER	ESTIMATE

TRAFFIC CONTROL TRUCK WITH MOUNTED CRASH / DAY									
MMG008M	2021Q4	22403	MERCER	STATE	500	\$1.00	\$1.00	\$1.00	\$200.00
	2022Q1	22404	MIDDLESEX	STATE	500	\$1.00	\$1.00	\$0.02	\$200.00

E-Z PASS / DOLL									
MMG009M	2021Q4	20466	MONMOUTH	NHP-D00S (456)	2,775	\$1.00	\$1.00	\$1.00	\$1.00
		20459	MERCER	NHP-D00S (454)	5,800	\$1.00	\$1.00	\$1.00	\$1.00

TELEPHONE SERVICE / DOLL									
MMG010M	2021Q4	22419	MONMOUTH	N/A	1,000	\$1.00	\$1.00	\$1.00	\$1.00
		22413	HUNTERDON	N/A	1,500	\$1.00	\$1.00	\$1.00	\$1.00
		22416	HUNTERDON	N/A	1,500	\$1.00	\$1.00	\$1.00	\$1.00
		22432	MONMOUTH	100% State	1,500	\$1.00	\$1.00	\$1.00	\$1.00
		22435	HUNTERDON	N/A	1,500	\$1.00	\$1.00	\$1.00	\$1.00
	2022Q2	22464	MONMOUTH	N/A	1,500	\$1.00	\$1.00		\$1.00

Adjustment Factor - Normal Working Hours / PCT									
MMG011M	2022Q2	22455	MONMOUTH	STATE	2,586,207	\$0.90	\$0.96	\$1.07	\$1.16

FIELD OFFICE EQUIPMENT / DOLL									
MMG018M	2022Q2	22462	MONMOUTH	STATE	500	\$1.00	\$1.00		\$1.00
		22464	MONMOUTH	N/A	1,000	\$1.00	\$1.00		\$1.00

OVERTIME DIFFERENTIAL (OD) / DOLL									
MMG025M	2021Q4	22419	MONMOUTH	N/A	20,000	\$1.00	\$1.00	\$1.00	\$1.00
		22432	MONMOUTH	100% State	20,000	\$1.00	\$1.00	\$1.00	\$1.00
		22435	HUNTERDON	N/A	100,000	\$1.00	\$1.00		\$1.00

HISTORICAL BID PRICE LISTING
BY REGION

REGION: C

PAY ITEM	CALENDAR QUARTER	CONTRACT NUMBER	COUNTY LOCATION	PROJECT DESCRIPTION	BID QUANTITY	AWARD PRICE	SECOND BIDDER	THIRD BIDDER	ESTIMATE
OVERTIME DIFFERENTIAL (OD) / DOLL									
MMG025M	(cont)	22416	HUNTERDON	N/A	125,000	\$1.00	\$1.00	\$1.00	\$1.00
		22413	HUNTERDON	N/A	200,000	\$1.00	\$1.00	\$1.00	\$1.00

STEEL POST FOR END TREATMENT / U									
MMG030M	2022Q2	22464	MONMOUTH	N/A	110	\$400.00	\$120.00		\$250.00

ATTACHMENT TO STRUCTURE / LF									
MMG032M	2022Q2	22464	MONMOUTH	N/A	10	\$1.00	\$1.00		\$150.00
		22464	MONMOUTH	N/A	10	\$150.00	\$200.00		\$200.00

ATTACHMENT TO STRUCTURE / U									
MMG033M	2022Q2	22464	MONMOUTH	N/A	10	\$1.00	\$1.00		\$250.00

RIPRAP STONE SLOPE PROTECTION / T									
MMG036M	2021Q4	22403	MERCER	STATE	50	\$10.00	\$10.00	\$92.00	\$55.00
	2022Q1	22404	MIDDLESEX	STATE	50	\$10.00	\$25.00	\$0.02	\$55.00

WORKER, TYPE "A" / HOUR									
MMG054M	2021Q4	22419	MONMOUTH	N/A	350	\$82.00	\$80.78	\$85.00	\$90.00
		22432	MONMOUTH	100% State	500	\$80.78	\$90.00	\$90.00	\$85.00
		22413	HUNTERDON	N/A	1,000	\$80.00	\$90.00	\$106.00	\$85.00
		22435	HUNTERDON	N/A	1,000	\$40.00	\$88.00		\$90.00
		22416	HUNTERDON	N/A	2,000	\$70.00	\$63.50	\$90.00	\$79.00

SCOOP TUNNEL VISOR / U									
MMG055M	2022Q1	22430	MERCER	100% STATE	100	\$75.00	\$120.00		\$75.00

HISTORICAL BID PRICE LISTING
BY REGION

REGION: C

PAY ITEM	CALENDAR QUARTER	CONTRACT NUMBER	COUNTY LOCATION	PROJECT DESCRIPTION	BID QUANTITY	AWARD PRICE	SECOND BIDDER	THIRD BIDDER	ESTIMATE

CRANE / MH									
MMG056M	2022Q1	22430	MERCER	100% STATE	24	\$750	\$1,673		\$450.00

WORKER, TYPE "B" / HOUR									
MMG057M	2021Q4	22419	MONMOUTH	N/A	350	\$130.00	\$130.00	\$100.00	\$150.00
		22432	MONMOUTH	100% State	500	\$165.00	\$165.00	\$200.00	\$100.00
		22413	HUNTERDON	N/A	1,000	\$170.00	\$151.00	\$121.00	\$160.00
		22435	HUNTERDON	N/A	1,000	\$145.00	\$130.00		\$105.00
		22416	HUNTERDON	N/A	2,000	\$160.00	\$189.00	\$200.50	\$162.00

DISPOSAL OF REGULATED MATERIAL HAZARDOUS / DOLL									
MMG064M	2021Q4	22432	MONMOUTH	100% State	15,000	\$1.00	\$1.00	\$1.00	\$1.00
		22416	HUNTERDON	N/A	18,000	\$1.00	\$1.00	\$1.00	\$1.00
		22413	HUNTERDON	N/A	30,000	\$1.00	\$1.00	\$1.00	\$1.00
		22419	MONMOUTH	N/A	50,000	\$1.00	\$1.00	\$1.00	\$1.00
		22435	HUNTERDON	N/A	70,000	\$1.00	\$1.00		\$1.00

TRUCK DRIVER / HOUR									
MMG078M	2021Q4	22419	MONMOUTH	N/A	400	\$112.00	\$135.00	\$145.00	\$145.00
		22432	MONMOUTH	100% State	700	\$170.00	\$175.00	\$200.00	\$160.00

CONTAINMENT SYSTEM / LS									
MMG082M	2021Q4	20459	MERCER	NHP-D00S (454)	1	\$35,000	\$130,000	\$370,930	\$65,000
		20459	MERCER	NHP-D00S (454)	1	\$25,000	\$130,000	\$321,010	\$105,000
		20459	MERCER	NHP-D00S (454)	1	\$15,500	\$97,000	\$168,000	\$105,000
		20459	MERCER	NHP-D00S (454)	1	\$20,000	\$97,000	\$183,560	\$105,000
		20459	MERCER	NHP-D00S (454)	1	\$20,000	\$97,000	\$219,860	\$105,000
		20459	MERCER	NHP-D00S (454)	1	\$15,000	\$98,000	\$155,030	\$55,000
		20459	MERCER	NHP-D00S (454)	1	\$15,000	\$98,000	\$160,220	\$55,000
		20459	MERCER	NHP-D00S (454)	1	\$35,000	\$130,000	\$322,300	\$185,000
		20459	MERCER	NHP-D00S (454)	1	\$35,000	\$130,000	\$396,860	\$125,000

HISTORICAL BID PRICE LISTING
 BY REGION

REGION: C

PAY ITEM	CALENDAR QUARTER	CONTRACT NUMBER	COUNTY LOCATION	PROJECT DESCRIPTION	BID QUANTITY	AWARD PRICE	SECOND BIDDER	THIRD BIDDER	ESTIMATE
CONTAINMENT SYSTEM / LS									
MMG082M	(cont)	20459	MERCER	NHP-D00S (454)	1	\$35,000	\$130,000	\$338,510	\$185,000
		20459	MERCER	NHP-D00S (454)	1	\$25,000	\$98,000	\$247,740	\$185,000
SSPC, BLAST/PRIME / LS									
MMG083M	2021Q4	20459	MERCER	NHP-D00S (454)	1	\$350,000	\$520,000	\$370,930	\$185,000
		20459	MERCER	NHP-D00S (454)	1	\$250,000	\$380,000	\$321,010	\$305,000
		20459	MERCER	NHP-D00S (454)	1	\$155,000	\$128,000	\$168,000	\$405,000
		20459	MERCER	NHP-D00S (454)	1	\$200,000	\$194,000	\$183,560	\$405,000
		20459	MERCER	NHP-D00S (454)	1	\$200,000	\$390,000	\$219,860	\$405,000
		20459	MERCER	NHP-D00S (454)	1	\$150,000	\$193,000	\$155,030	\$155,000
		20459	MERCER	NHP-D00S (454)	1	\$150,000	\$193,000	\$160,220	\$155,000
		20459	MERCER	NHP-D00S (454)	1	\$350,000	\$550,000	\$322,300	\$545,000
		20459	MERCER	NHP-D00S (454)	1	\$350,000	\$555,000	\$396,860	\$365,000
		20459	MERCER	NHP-D00S (454)	1	\$350,000	\$450,000	\$338,510	\$545,000
		20459	MERCER	NHP-D00S (454)	1	\$250,000	\$380,000	\$247,740	\$545,000
SSPC, STRIPE/INTERMEDIATE / LS									
MMG084M	2021Q4	20459	MERCER	NHP-D00S (454)	1	\$175,000	\$220,000	\$158,970	\$125,000
		20459	MERCER	NHP-D00S (454)	1	\$125,000	\$100,000	\$137,570	\$105,000
		20459	MERCER	NHP-D00S (454)	1	\$77,500	\$55,000	\$72,000	\$105,000
		20459	MERCER	NHP-D00S (454)	1	\$100,000	\$80,000	\$78,670	\$105,000
		20459	MERCER	NHP-D00S (454)	1	\$100,000	\$165,000	\$94,230	\$105,000
		20459	MERCER	NHP-D00S (454)	1	\$75,000	\$80,000	\$66,440	\$65,000
		20459	MERCER	NHP-D00S (454)	1	\$75,000	\$80,000	\$68,660	\$65,000
		20459	MERCER	NHP-D00S (454)	1	\$175,000	\$245,000	\$138,130	\$125,000
		20459	MERCER	NHP-D00S (454)	1	\$175,000	\$245,000	\$170,080	\$165,000
		20459	MERCER	NHP-D00S (454)	1	\$175,000	\$190,000	\$145,080	\$125,000
		20459	MERCER	NHP-D00S (454)	1	\$125,000	\$165,000	\$106,180	\$125,000
SSPC, FINISH / LS									
MMG085M	2021Q4	20459	MERCER	NHP-D00S (454)	1	\$126,000	\$25,000	\$105,980	\$50,000
		20459	MERCER	NHP-D00S (454)	1	\$90,000	\$25,000	\$91,720	\$80,000

HISTORICAL BID PRICE LISTING
 BY REGION

REGION: C

PAY ITEM	CALENDAR QUARTER	CONTRACT NUMBER	COUNTY LOCATION	PROJECT DESCRIPTION	BID QUANTITY	AWARD PRICE	SECOND BIDDER	THIRD BIDDER	ESTIMATE
SSPC, FINISH / LS									
MMG085M	(cont)	20459	MERCER	NHP-D00S (454)	1	\$55,800	\$20,000	\$48,000	\$80,000
		20459	MERCER	NHP-D00S (454)	1	\$72,000	\$20,000	\$52,440	\$80,000
		20459	MERCER	NHP-D00S (454)	1	\$72,000	\$25,000	\$62,820	\$80,000
		20459	MERCER	NHP-D00S (454)	1	\$54,000	\$20,000	\$44,290	\$50,000
		20459	MERCER	NHP-D00S (454)	1	\$54,000	\$20,000	\$45,780	\$50,000
		20459	MERCER	NHP-D00S (454)	1	\$126,000	\$25,000	\$92,090	\$95,000
		20459	MERCER	NHP-D00S (454)	1	\$126,000	\$25,000	\$113,390	\$125,000
		20459	MERCER	NHP-D00S (454)	1	\$126,000	\$25,000	\$96,720	\$95,000
		20459	MERCER	NHP-D00S (454)	1	\$90,000	\$25,000	\$70,780	\$95,000

TESTING, IF AND WHERE DIRECTED / DOLL									
MMG086M	2021Q4	20459	MERCER	NHP-D00S (454)	10,000	\$1.00	\$1.00	\$1.00	\$1.00

ADJUSTMENT FACTOR / PCT									
MMG095M	2022Q2	22442	MONMOUTH	N/A	11,000,000	\$0.85	\$0.85	\$0.87	\$1.09

HISTORICAL BID PRICE LISTING
 BY REGION

REGION: C

PAY ITEM -----	CALENDAR QUARTER -----	CONTRACT NUMBER -----	COUNTY LOCATION -----	PROJECT DESCRIPTION -----	BID QUANTITY -----	AWARD PRICE -----	SECOND BIDDER -----	THIRD BIDDER -----	ESTIMATE -----
BOLLARD / U									
MMI003M	2022Q1	22428	MERCER	100% STATE	4	\$250.00	\$350.00		\$800.00

HISTORICAL BID PRICE LISTING
 BY REGION

REGION: C

PAY ITEM	CALENDAR QUARTER	CONTRACT NUMBER	COUNTY LOCATION	PROJECT DESCRIPTION	BID QUANTITY	AWARD PRICE	SECOND BIDDER	THIRD BIDDER	ESTIMATE

CONSTRUCTION LAYOUT / DAY									
MMR001M	2021Q4	22403	MERCER	STATE	20	\$1	\$1,500	\$1,000	\$1,650
	2022Q1	22404	MIDDLESEX	STATE	20	\$1.00	\$1.00	\$0.02	\$1,650

SPECIAL MOBILIZATION / U									
MMR005M	2022Q2	22464	MONMOUTH	N/A	10	\$2,000	\$2,000		\$2,000

EMERGENCY MOBILIZATION / U									
MMR006M	2021Q4	22403	MERCER	STATE	3	\$10,000	\$10,000	\$10,000	\$10,000
	2022Q1	22404	MIDDLESEX	STATE	3	\$10,000	\$10,000	\$10,000	\$10,000
	2022Q2	22462	MONMOUTH	STATE	10	\$1,000	\$1,000		\$1,000
		22464	MONMOUTH	N/A	25	\$5,000	\$5,000		\$5,000

ATTACHMENT TO STRUCTURE, TYPE A / U									
MMR047M	2022Q2	22464	MONMOUTH	N/A	10	\$2,800	\$1,200		\$2,000

ATTACHMENT TO STRUCTURE, TYPE B / U									
MMR048M	2022Q2	22464	MONMOUTH	N/A	10	\$110.00	\$150.00		\$500.00

BUFFER END PIECES FOR END TREATMENTS / U									
MMR055M	2022Q2	22464	MONMOUTH	N/A	30	\$50.00	\$45.00		\$200.00

WOODEN POSTS FOR END TREATMENTS / U									
MMR056M	2022Q2	22464	MONMOUTH	N/A	40	\$500.00	\$35.00		\$75.00

HISTORICAL BID PRICE LISTING
BY REGION

REGION: C

PAY ITEM	CALENDAR QUARTER	CONTRACT NUMBER	COUNTY LOCATION	PROJECT DESCRIPTION	BID QUANTITY	AWARD PRICE	SECOND BIDDER	THIRD BIDDER	ESTIMATE
RAIL ELEMENTS FOR END TREATMENTS / U									
MMR057M	2022Q2	22464	MONMOUTH	N/A	110	\$1,700	\$1,500		\$1,000
REFLECTIVE SHEETING FOR END TREATMENTS / SF									
MMR058M	2022Q2	22464	MONMOUTH	N/A	75	\$10.00	\$1.00		\$15.00
FLASHING ARROW BOARD, 4' X 8' / DAY									
MMR060M	2021Q4	22403	MERCER	STATE	100	\$1.00	\$1.00	\$18.00	\$50.00
	2022Q1	22404	MIDDLESEX	STATE	100	\$1.00	\$1.00	\$0.02	\$50.00
PORTABLE VARIABLE MESSAGE SIGN / DAY									
MMR061M	2021Q4	22403	MERCER	STATE	140	\$1.00	\$1.00	\$20.00	\$100.00
	2022Q1	22404	MIDDLESEX	STATE	140	\$1	\$1	\$1,200	\$100.00
REMOVAL OF LONG LIFE PATTERNED CONTRAST / LF									
MMR065M	2021Q4	21454	MONMOUTH	STBGP-FLEX-D00S (502)	5,000	\$1.00	\$2.00		\$5.00
REMOVAL OF TRAFFIC MARKINGS, LINES / LF									
MMR067M	2021Q4	21454	MONMOUTH	STBGP-FLEX-D00S (502)	251,404	\$0.40	\$0.75		\$0.35
NON-VEGETATIVE SURFACE, POLYESTER MATTIN / SY									
MMR073M	2022Q2	22464	MONMOUTH	N/A	100	\$35.00	\$1.00		\$25.00
GUIDE RAIL EXTRUDERS / U									
MMR076M	2022Q2	22464	MONMOUTH	N/A	15	\$800.00	\$750.00		\$1,000

HISTORICAL BID PRICE LISTING
 BY REGION

REGION: C

PAY ITEM	CALENDAR QUARTER	CONTRACT NUMBER	COUNTY LOCATION	PROJECT DESCRIPTION	BID QUANTITY	AWARD PRICE	SECOND BIDDER	THIRD BIDDER	ESTIMATE

MOBILIZATION OF MILL & HMA PAVING EQUIP. / U									
MMR077M	2021Q4	22403	MERCER	STATE	25	\$15,000	\$15,000	\$15,000	\$15,000
	2022Q1	22404	MIDDLESEX	STATE	25	\$15,000	\$15,000	\$15,000	\$15,000

CLEARING SITE / LF									
MMR080M	2021Q4	21454	MONMOUTH	STBGP-FLEX-D00S (502)	1,500,000	\$0.05	\$0.25		\$0.10

MOBILE RETROREFLECTOMETER SERVICE / LS									
MMR083M	2021Q4	21454	MONMOUTH	STBGP-FLEX-D00S (502)	1	\$80,000	\$115,000		\$125,000

MICROMILLING / SY									
MMR087M	2021Q4	22403	MERCER	STATE	1,000	\$5.00	\$5.00	\$12.00	\$6.35
	2022Q1	22404	MIDDLESEX	STATE	1,000	\$5.00	\$10.00	\$2.00	\$6.35

CONCRETE WASHOUT SYSTEM / U									
MMR091M	2021Q4	22403	MERCER	STATE	2	\$20,000	\$500	\$1,600	\$500.00
	2022Q1	22404	MIDDLESEX	STATE	2	\$20,000	\$5,000	\$24,911	\$500.00

REGRADE BERM / SY									
MMR096M	2021Q4	22403	MERCER	STATE	1,000	\$4.00	\$6.00	\$4.00	\$3.00
	2022Q1	22404	MIDDLESEX	STATE	213	\$3.00	\$16.00	\$2.00	\$3.00
		22405	MONMOUTH	STATE	1,246	\$3.00	\$6.00	\$14.50	\$3.00

HISTORICAL BID PRICE LISTING
 BY REGION

REGION: C

PAY ITEM	CALENDAR QUARTER	CONTRACT NUMBER	COUNTY LOCATION	PROJECT DESCRIPTION	BID QUANTITY	AWARD PRICE	SECOND BIDDER	THIRD BIDDER	ESTIMATE
VOID REDUCING ASPHALT MEMBRANE / LF									
MMR113M	2022Q1	22404	MIDDLESEX	STATE	14,420	\$5.76	\$5.75	\$6.00	\$10.00

ASPHALT COLD PATCH / LB									
MMR115M	2022Q2	22464	MONMOUTH	N/A	500	\$10.00	\$1.00		\$2.00

HISTORICAL BID PRICE LISTING
 BY REGION

REGION: N

PAY ITEM	CALENDAR QUARTER	CONTRACT NUMBER	COUNTY LOCATION	PROJECT DESCRIPTION	BID QUANTITY	AWARD PRICE	SECOND BIDDER	THIRD BIDDER	ESTIMATE
-----	-----	-----	-----	-----	-----	-----	-----	-----	-----
FORCE ACCOUNT / DOLL									
109006M	2021Q4	22418	MORRIS	N/A	200,000	\$1.00	\$1.00	\$1.00	\$1.00
		22431	BERGEN	100% State	1,000,000	\$1.00	\$1.00	\$1.00	\$1.00
		22434	BERGEN	N/A	2,700,000	\$1.00	\$1.00	\$1.00	\$1.00
		22415	BERGEN	N/A	2,750,000	\$1.00	\$1.00	\$1.00	\$1.00
		22412	UNION	N/A	3,000,000	\$1.00	\$1.00	\$1.00	\$1.00
	2022Q1	22429	MORRIS	100% STATE	50,000	\$1.00	\$1.00		\$1.00
		22427	BERGEN	100% STATE	60,380	\$1.00	\$1.00	\$1.00	\$1.00
		22401	PASSAIC	STATE	100,000	\$1.00	\$1.00	\$1.00	\$1.00
		22402	UNION	STATE	100,000	\$1.00	\$1.00	\$1.00	\$1.00
	2022Q2	22463	MORRIS	N/A	300,000	\$1.00	\$1.00		\$1.00

HISTORICAL BID PRICE LISTING
 BY REGION

REGION: N

PAY ITEM	CALENDAR QUARTER	CONTRACT NUMBER	COUNTY LOCATION	PROJECT DESCRIPTION	BID QUANTITY	AWARD PRICE	SECOND BIDDER	THIRD BIDDER	ESTIMATE	
PERFORMANCE BOND AND PAYMENT BOND / DOLL										
151006M	2021Q4	21135	SUSSEX	NHP-0023 (327)	1	\$25,000	\$59,000	\$46,000	\$55,000	
		21137	MORRIS	STBGP-FLEX-0046 (346)	1	\$19,700	\$24,500	\$24,000	\$30,000	
		21138	UNION	NHP-0027 (302)	1	\$100,900	\$245,000	\$145,000	\$200,000	
		21453	MORRIS	STBGP-FLEX-D00S (501)	1	\$38,000	\$49,761	\$40,000	\$45,000	
		22412	UNION	N/A	1	\$0	\$1	\$88,780	\$20,000	
		22415	BERGEN	N/A	1	\$1	\$98,000	\$203,000	\$60,000	
		22418	MORRIS	N/A	1	\$1	\$28,000	\$0	\$10,000	
		22431	BERGEN	100% State	1	\$0	\$1	\$98,000	\$25,000	
		22434	BERGEN	N/A	1	\$0	\$1	\$65,550	\$15,000	
		20458	MORRIS	NHP-D00S (453)	20,000	\$1.00	\$1.00	\$1.00	\$1.00	
		2022Q1	21139	MORRIS	NHP-0015 (310)	1	\$13,692			\$10,000
			21140	MORRIS	100% State	1	\$60,000	\$45,000	\$45,000	\$25,000
			22101	PASSAIC	NHP-0080 (331)	1	\$45,000	\$35,000	\$38,766	\$55,000
			22102	UNION	NHP-0022 (350)	1	\$10,035	\$13,000	\$11,250	\$25,000
			22401	PASSAIC	STATE	1	\$43,360	\$43,567	\$61,000	\$50,400
			22402	UNION	STATE	1	\$36,402	\$38,455	\$43,500	\$65,700
			22424	MORRIS	STATE	1	\$7,736	\$5,000		\$8,000
			22429	MORRIS	100% STATE	1	\$12,000	\$7,000		\$6,000
			22461	HUDSON	N/A	1	\$30,000	\$28,000	\$35,200	\$39,000
			22427	BERGEN	100% STATE	12,000	\$1.00	\$1.00	\$1.00	\$1.00
		2022Q2	22110	BERGEN	NHP-0017 (307)	1	\$26,050	\$27,000	\$75,000	\$45,000
			22115	ESSEX	NHP-0021 (353)	1	\$40,110	\$33,998	\$41,944	\$45,000
			22117	PASSAIC	NHP-0020 (301)	1	\$300,000	\$220,000	\$50,000	\$200,000
			22122	MORRIS	NHP-0015 (311)	1	\$75,000	\$90,000	\$95,000	\$55,000
			22123	BERGEN	STBGP-0208 (302)	1	\$29,000	\$40,000	\$20,000	\$30,000
			22127	BERGEN	CRRSAA-FLEX-0004 (32)	1	\$118,000	\$118,000	\$100,277	\$110,000
			22128	ESSEX	NHP-D00S (591)	1	\$11,300	\$34,933		\$25,000
			22129	MORRIS	STBGP-FLEX-0046 (351)	1	\$30,000	\$20,000	\$35,000	\$30,000
			22463	MORRIS	N/A	1	\$21,500	\$65,797		\$51,700
		2022Q3	22137	UNION	NHP-0022 (353)	1	\$45,000	\$39,000	\$55,000	\$55,000

HISTORICAL BID PRICE LISTING
BY REGION

REGION: N

PAY ITEM	CALENDAR QUARTER	CONTRACT NUMBER	COUNTY LOCATION	PROJECT DESCRIPTION	BID QUANTITY	AWARD PRICE	SECOND BIDDER	THIRD BIDDER	ESTIMATE
OWNER'S AND CONTRACTOR'S PROTECTIVE LIAB / DOLL									
152004P	2021Q4	21135	SUSSEX	NHP-0023 (327)	1	\$0	\$7,000	\$8,500	\$17,500
		21137	MORRIS	STBGP-FLEX-0046 (346)	1	\$4,000	\$9,400	\$7,000	\$10,000
RAILROAD PROTECTIVE LIABILITY INSURANCE / DOLL									
152012P	2021Q4	21138	UNION	NHP-0027 (302)	1	\$6,036	\$10,000	\$0	\$5,000
		20458	MORRIS	NHP-D00S (453)	25,000	\$1.00	\$1.00	\$1.00	\$1.00
	2022Q1	22401	PASSAIC	STATE	1	\$1,207	\$2,518	\$1,000	\$10,000
		22402	UNION	STATE	1	\$2,518	\$1,210	\$1,500	\$10,000
	2022Q2	22117	PASSAIC	NHP-0020 (301)	1	\$6,000	\$2,000	\$5,000	\$70,000
POLLUTION LIABILITY INSURANCE / DOLL									
152015P	2021Q4	21135	SUSSEX	NHP-0023 (327)	1	\$0	\$12,000	\$10,250	\$5,000
		21137	MORRIS	STBGP-FLEX-0046 (346)	1	\$12,000	\$13,000	\$13,000	\$3,300
		21138	UNION	NHP-0027 (302)	1	\$45,000	\$28,000	\$0	\$5,000
		21453	MORRIS	STBGP-FLEX-D00S (501)	1	\$14,000	\$10,000	\$15,000	\$25,000
		22412	UNION	N/A	1	\$0.01	\$1.00	\$1.00	\$7,000
		22415	BERGEN	N/A	1	\$1	\$20,000	\$1	\$12,000
		22418	MORRIS	N/A	1	\$1.00	\$0.01	\$0.01	\$3,500
		22431	BERGEN	100% State	1	\$0.01	\$1.00	\$1.00	\$5,000
		22434	BERGEN	N/A	1	\$0	\$1	\$200,000	\$5,000
		20458	MORRIS	NHP-D00S (453)	10,000	\$1.00	\$1.00	\$1.00	\$1.00
	2022Q1	21139	MORRIS	NHP-0015 (310)	1	\$2,500			\$425.00
		21140	MORRIS	100% State	1	\$15,000	\$12,000	\$10,000	\$6,000
		22101	PASSAIC	NHP-0080 (331)	1	\$14,000	\$10,000	\$14,490	\$10,000
		22102	UNION	NHP-0022 (350)	1	\$6,000	\$3,800	\$7,553	\$7,000
		22401	PASSAIC	STATE	1	\$14,500	\$10,070	\$11,000	\$5,000
		22402	UNION	STATE	1	\$10,070	\$19,000	\$4,000	\$5,000
		22424	MORRIS	STATE	1	\$1	\$23,000		\$1,000
		22461	HUDSON	N/A	1	\$20,000	\$1,000	\$12,300	\$25,000
	2022Q2	22110	BERGEN	NHP-0017 (307)	1	\$10,000	\$17,500	\$3	\$3,740

HISTORICAL BID PRICE LISTING
 BY REGION

REGION: N

PAY ITEM	CALENDAR QUARTER	CONTRACT NUMBER	COUNTY LOCATION	PROJECT DESCRIPTION	BID QUANTITY	AWARD PRICE	SECOND BIDDER	THIRD BIDDER	ESTIMATE
POLLUTION LIABILITY INSURANCE / DOLL									
152015P	(cont)	22115	ESSEX	NHP-0021 (353)	1	\$11,500	\$10,000	\$10,070	\$8,000
		22117	PASSAIC	NHP-0020 (301)	1	\$20,000	\$15,000	\$1	\$5,000
		22122	MORRIS	NHP-0015 (311)	1	\$10,000	\$15,000	\$20,000	\$6,500
		22123	BERGEN	STBGP-0208 (302)	1	\$15,000	\$11,000	\$1	\$12,000
		22127	BERGEN	CRRSAA-FLEX-0004 (32)	1	\$1	\$1	\$24,540	\$10,000
		22128	ESSEX	NHP-D00S (591)	1	\$1	\$12,575		\$3,000
		22129	MORRIS	STBGP-FLEX-0046 (351)	1	\$11,000	\$5,000	\$16,794	\$17,000
		22463	MORRIS	N/A	1	\$1	\$12,500		\$15,000
	2022Q3	22137	UNION	NHP-0022 (353)	1	\$10,000	\$15,000	\$19,000	\$10,000

HISTORICAL BID PRICE LISTING
 BY REGION

REGION: N

PAY ITEM	CALENDAR QUARTER	CONTRACT NUMBER	COUNTY LOCATION	PROJECT DESCRIPTION	BID QUANTITY	AWARD PRICE	SECOND BIDDER	THIRD BIDDER	ESTIMATE	

PROGRESS SCHEDULE / LS										
153003P	2021Q4	21135	SUSSEX	NHP-0023 (327)	1	\$7,500	\$20,000	\$10,000	\$25,000	
		21137	MORRIS	STBGP-FLEX-0046 (346)	1	\$9,000	\$5,000	\$15,000	\$7,000	
		21138	UNION	NHP-0027 (302)	1	\$10,945	\$10,000	\$10,000	\$20,000	
		2022Q1	21139	MORRIS	NHP-0015 (310)	1	\$30,000			\$6,500
			21140	MORRIS	100% State	1	\$4,000	\$5,000	\$5,000	\$8,000
			22101	PASSAIC	NHP-0080 (331)	1	\$5,000	\$5,000	\$5,000	\$25,000
			22102	UNION	NHP-0022 (350)	1	\$8,050	\$1,350	\$1,500	\$8,000
			22461	HUDSON	N/A	1	\$10,000	\$20,000	\$10,000	\$85,000
		2022Q2	22110	BERGEN	NHP-0017 (307)	1	\$11,030	\$3,000	\$10,500	\$8,000
			22115	ESSEX	NHP-0021 (353)	1	\$13,805	\$1,400	\$5,500	\$10,000
			22117	PASSAIC	NHP-0020 (301)	1	\$25,000	\$17,500	\$50,000	\$60,000
			22122	MORRIS	NHP-0015 (311)	1	\$6,000	\$10,000	\$60,000	\$25,000
			22123	BERGEN	STBGP-0208 (302)	1	\$15,000	\$3,000	\$6,500	\$15,000
			22127	BERGEN	CRRSAA-FLEX-0004 (32)	1	\$10,000	\$10,000	\$10,000	\$35,000
			22128	ESSEX	NHP-D00S (591)	1	\$2,500	\$9,850		\$8,000
			22129	MORRIS	STBGP-FLEX-0046 (351)	1	\$3,500	\$5,000	\$5,000	\$15,000
		2022Q3	22137	UNION	NHP-0022 (353)	1	\$10,000	\$5,000	\$5,500	\$25,000

	PROGRESS SCHEDULE UPDATE / U									
	153005M	2021Q4	21137	MORRIS	STBGP-FLEX-0046 (346)	4	\$750.00	\$700.00	\$500.00	\$420.00
			21135	SUSSEX	NHP-0023 (327)	15	\$1,100	\$500	\$700	\$1,000
		21138	UNION	NHP-0027 (302)	21	\$660	\$1,000	\$1,500	\$500.00	
		2022Q1	22102	UNION	NHP-0022 (350)	5	\$755.00	\$400.00	\$100.00	\$475.00
			21139	MORRIS	NHP-0015 (310)	6	\$8,000			\$740.00
			22101	PASSAIC	NHP-0080 (331)	8	\$1,000	\$100	\$500	\$500.00
			21140	MORRIS	100% State	15	\$500	\$1,090	\$100	\$500.00
		2022Q2	22128	ESSEX	NHP-D00S (591)	4	\$100	\$1,975		\$500.00
			22110	BERGEN	NHP-0017 (307)	7	\$800.00	\$500.00	\$750.00	\$700.00
			22115	ESSEX	NHP-0021 (353)	8	\$810.00	\$300.00	\$500.00	\$490.00
			22127	BERGEN	CRRSAA-FLEX-0004 (32)	15	\$600.00	\$600.00	\$500.00	\$685.00
			22123	BERGEN	STBGP-0208 (302)	18	\$1.00	\$500.00	\$50.00	\$250.00

HISTORICAL BID PRICE LISTING
BY REGION

REGION: N

PAY ITEM	CALENDAR QUARTER	CONTRACT NUMBER	COUNTY LOCATION	PROJECT DESCRIPTION	BID QUANTITY	AWARD PRICE	SECOND BIDDER	THIRD BIDDER	ESTIMATE

PROGRESS SCHEDULE UPDATE / U									
153005M	(cont)	22117	PASSAIC	NHP-0020 (301)	19	\$1,000	\$800	\$800	\$480.00
		22122	MORRIS	NHP-0015 (311)	23	\$100.00	\$200.00	\$500.00	\$550.00
		22129	MORRIS	STBGP-FLEX-0046 (351)	25	\$500.00	\$0.01	\$640.00	\$500.00
	2022Q3	22137	UNION	NHP-0022 (353)	14	\$660.00	\$500.00	\$250.00	\$500.00

BAR CHART PROGRESS SCHEDULE AND UPDATES / LS									
153009P	2022Q1	22401	PASSAIC	STATE	1	\$3,350	\$1,500	\$15,380	\$5,000
		22402	UNION	STATE	1	\$2,500	\$4,120	\$1,500	\$5,000

TRAINEES / HOUR									
153011M	2021Q4	21453	MORRIS	STBGP-FLEX-D00S (501)	750	\$0.80	\$0.80	\$0.80	\$0.80
		20458	MORRIS	NHP-D00S (453)	1,000	\$1.00	\$1.00	\$1.00	\$1.00
		21135	SUSSEX	NHP-0023 (327)	1,050	\$10.00	\$0.01	\$0.01	\$1.00
		21137	MORRIS	STBGP-FLEX-0046 (346)	1,210	\$6.25	\$0.01	\$1.00	\$1.00
		21138	UNION	NHP-0027 (302)	10,240	\$3.00	\$0.01	\$10.00	\$1.00
	2022Q1	21139	MORRIS	NHP-0015 (310)	740	\$126.00			\$1.00
		22101	PASSAIC	NHP-0080 (331)	1,640	\$20.00	\$0.01	\$0.01	\$1.00
	2022Q2	22129	MORRIS	STBGP-FLEX-0046 (351)	300	\$0.01	\$0.01	\$1.09	\$1.00
		22123	BERGEN	STBGP-0208 (302)	920	\$0.01	\$0.01	\$1.00	\$1.00
		22110	BERGEN	NHP-0017 (307)	1,490	\$1.00	\$1.00	\$0.01	\$1.00
		22122	MORRIS	NHP-0015 (311)	1,970	\$1.00	\$1.00	\$0.01	\$1.00
		22127	BERGEN	CRRSAA-FLEX-0004 (32	2,940	\$1.00	\$1.00	\$0.01	\$1.00
		22117	PASSAIC	NHP-0020 (301)	9,860	\$1.00	\$0.01	\$25.00	\$1.00
	2022Q3	22137	UNION	NHP-0022 (353)	1,220	\$0.01	\$94.00	\$1.00	\$1.00

HISTORICAL BID PRICE LISTING
 BY REGION

REGION: N

PAY ITEM	CALENDAR QUARTER	CONTRACT NUMBER	COUNTY LOCATION	PROJECT DESCRIPTION	BID QUANTITY	AWARD PRICE	SECOND BIDDER	THIRD BIDDER	ESTIMATE
MOBILIZATION / LS									
154003P	2021Q4	20458	MORRIS	NHP-D00S (453)	1	\$170,000	\$300,000	\$100,000	\$410,000
		21135	SUSSEX	NHP-0023 (327)	1	\$1,513,738	\$1,000,000	\$1,000,000	\$865,500
		21137	MORRIS	STBGP-FLEX-0046 (346)	1	\$190,080	\$520,000	\$350,000	\$180,000
		21138	UNION	NHP-0027 (302)	1	\$2,361,315	\$2,800,000	\$6,294,758	\$2,965,000
	2022Q1	21139	MORRIS	NHP-0015 (310)	1	\$225,730			\$211,180
		21140	MORRIS	100% State	1	\$385,000	\$780,000	\$838,300	\$860,133
		22101	PASSAIC	NHP-0080 (331)	1	\$500,000	\$670,000	\$670,000	\$615,644
		22102	UNION	NHP-0022 (350)	1	\$197,165	\$208,000	\$250,000	\$250,000
		22401	PASSAIC	STATE	1	\$895,265	\$602,000	\$1,260,000	\$498,066
		22402	UNION	STATE	1	\$690,000	\$1,190,695	\$850,000	\$352,214
		22427	BERGEN	100% STATE	1	\$46,000	\$75,000	\$121,808	\$30,000
		22429	MORRIS	100% STATE	1	\$3,500	\$90,000		\$25,000
		22461	HUDSON	N/A	1	\$660,000	\$625,000	\$680,000	\$320,453
	2022Q2	22110	BERGEN	NHP-0017 (307)	1	\$271,400	\$310,000	\$650,000	\$700,000
		22115	ESSEX	NHP-0021 (353)	1	\$1,023,470	\$1,216,065	\$945,000	\$899,000
		22117	PASSAIC	NHP-0020 (301)	1	\$4,800,000	\$4,850,000	\$5,771,574	\$4,700,000
		22122	MORRIS	NHP-0015 (311)	1	\$1,150,000	\$1,319,300	\$1,325,000	\$840,000
		22123	BERGEN	STBGP-0208 (302)	1	\$425,000	\$285,000	\$485,000	\$420,000
		22127	BERGEN	CRRSAA-FLEX-0004 (32	1	\$2,068,000	\$2,068,000	\$2,100,000	\$2,000,000
		22128	ESSEX	NHP-D00S (591)	1	\$645,278	\$448,647		\$250,000
		22129	MORRIS	STBGP-FLEX-0046 (351)	1	\$290,000	\$330,000	\$2,068,000	\$331,000
	2022Q3	22137	UNION	NHP-0022 (353)	1	\$900,000	\$1,110,000	\$1,084,800	\$960,000

HISTORICAL BID PRICE LISTING
 BY REGION

REGION: N

PAY ITEM	CALENDAR QUARTER	CONTRACT NUMBER	COUNTY LOCATION	PROJECT DESCRIPTION	BID QUANTITY	AWARD PRICE	SECOND BIDDER	THIRD BIDDER	ESTIMATE

FIELD OFFICE TYPE B SET UP / U									
155006M	2021Q4	21453	MORRIS	STBGP-FLEX-D00S (501)	1	\$15,000	\$25,000	\$30,000	\$20,000
	2022Q1	22401	PASSAIC	STATE	1	\$45,160	\$25,000	\$40,000	\$20,000
		22402	UNION	STATE	1	\$25,000	\$47,800	\$22,000	\$20,000

FIELD OFFICE TYPE D SET UP / U									
155012M	2021Q4	21135	SUSSEX	NHP-0023 (327)	1	\$35,000	\$65,000	\$40,000	\$40,000
		21137	MORRIS	STBGP-FLEX-0046 (346)	1	\$27,500	\$35,000	\$65,000	\$20,000
		21138	UNION	NHP-0027 (302)	1	\$60,500	\$35,000	\$35,000	\$30,000
	2022Q1	22102	UNION	NHP-0022 (350)	1	\$14,000	\$15,000	\$45,000	\$35,000
	2022Q2	22129	MORRIS	STBGP-FLEX-0046 (351)	1	\$30,000	\$35,000	\$39,377	\$40,000

FIELD OFFICE TYPE E SET UP / U									
155015M	2021Q4	20458	MORRIS	NHP-D00S (453)	1	\$30,000	\$25,000	\$30,000	\$50,000
	2022Q1	21139	MORRIS	NHP-0015 (310)	1	\$45,000			\$42,000
		21140	MORRIS	100% State	1	\$30,000	\$17,500	\$18,500	\$28,300
		22101	PASSAIC	NHP-0080 (331)	1	\$80,000	\$50,000	\$50,000	\$40,000
	2022Q2	22110	BERGEN	NHP-0017 (307)	1	\$44,760	\$28,000	\$21,500	\$44,300
		22115	ESSEX	NHP-0021 (353)	1	\$26,500	\$25,000	\$35,000	\$75,000
		22122	MORRIS	NHP-0015 (311)	1	\$75,000	\$25,000	\$185,000	\$45,000
		22123	BERGEN	STBGP-0208 (302)	1	\$120,000	\$30,000	\$75,000	\$40,000
		22127	BERGEN	CRRSAA-FLEX-0004 (32	1	\$50,000	\$50,000	\$44,194	\$37,700
		22128	ESSEX	NHP-D00S (591)	1	\$30,000	\$22,000		\$30,000
	2022Q3	22137	UNION	NHP-0022 (353)	1	\$35,000	\$36,000	\$24,000	\$40,000

FIELD OFFICE TYPE F SET UP / U									
155018M	2022Q2	22117	PASSAIC	NHP-0020 (301)	1	\$130,000	\$50,000	\$131,000	\$64,000

HISTORICAL BID PRICE LISTING
BY REGION

REGION: N

PAY ITEM	CALENDAR QUARTER	CONTRACT NUMBER	COUNTY LOCATION	PROJECT DESCRIPTION	BID QUANTITY	AWARD PRICE	SECOND BIDDER	THIRD BIDDER	ESTIMATE

FIELD OFFICE TYPE B MAINTENANCE / MO									
155024M	2021Q4	21453	MORRIS	STBGP-FLEX-D00S (501)	12	\$1,500	\$3,000	\$5,000	\$3,000
	2022Q1	22401	PASSAIC	STATE	12	\$5,460	\$4,500	\$3,200	\$2,500
		22402	UNION	STATE	12	\$4,000	\$5,510	\$4,400	\$2,500

FIELD OFFICE TYPE D MAINTENANCE / MO									
155030M	2021Q4	21137	MORRIS	STBGP-FLEX-0046 (346)	10	\$2,750	\$3,500	\$4,000	\$2,500
		21135	SUSSEX	NHP-0023 (327)	21	\$3,500	\$3,500	\$3,500	\$3,000
		21138	UNION	NHP-0027 (302)	45	\$5,445	\$3,500	\$3,500	\$4,000
	2022Q1	22102	UNION	NHP-0022 (350)	9	\$2,600	\$4,250	\$5,000	\$4,500
	2022Q2	22129	MORRIS	STBGP-FLEX-0046 (351)	28	\$3,500	\$3,000	\$5,542	\$3,000

FIELD OFFICE TYPE E MAINTENANCE / MO									
155033M	2021Q4	20458	MORRIS	NHP-D00S (453)	15	\$3,000	\$2,000	\$3,000	\$4,000
	2022Q1	21139	MORRIS	NHP-0015 (310)	12	\$6,500			\$4,000
		22101	PASSAIC	NHP-0080 (331)	20	\$400	\$3,500	\$4,000	\$2,300
		21140	MORRIS	100% State	30	\$3,500	\$1,650	\$1,500	\$3,840
	2022Q2	22128	ESSEX	NHP-D00S (591)	12	\$3,500	\$8,200		\$3,500
		22110	BERGEN	NHP-0017 (307)	13	\$5,630	\$4,000	\$6,000	\$4,500
		22115	ESSEX	NHP-0021 (353)	19	\$5,000	\$4,425	\$4,000	\$5,000
		22123	BERGEN	STBGP-0208 (302)	40	\$1,000	\$3,500	\$2,000	\$4,000
		22127	BERGEN	CRRSAA-FLEX-0004 (32)	42	\$3,500	\$3,500	\$4,417	\$3,673
		22122	MORRIS	NHP-0015 (311)	47	\$4,000	\$2,500	\$500	\$3,500
	2022Q3	22137	UNION	NHP-0022 (353)	32	\$3,900	\$3,600	\$2,500	\$4,500

FIELD OFFICE TYPE F MAINTENANCE / MO									
155036M	2022Q2	22117	PASSAIC	NHP-0020 (301)	42	\$4,000	\$5,200	\$5,000	\$4,900

HISTORICAL BID PRICE LISTING
 BY REGION

REGION: N

PAY ITEM	CALENDAR QUARTER	CONTRACT NUMBER	COUNTY LOCATION	PROJECT DESCRIPTION	BID QUANTITY	AWARD PRICE	SECOND BIDDER	THIRD BIDDER	ESTIMATE

MATERIALS FIELD LABORATORY SET-UP / U									
156003M	2022Q2	22117	PASSAIC	NHP-0020 (301)	1	\$40,000	\$25,000	\$50,000	\$1,450
		22122	MORRIS	NHP-0015 (311)	1	\$10,000	\$35,000	\$2,500	\$10,000

MATERIALS FIELD LABORATORY MAINTENANCE / MO									
156006M	2022Q2	22117	PASSAIC	NHP-0020 (301)	39	\$2,500	\$3,250	\$3,000	\$1,025
		22122	MORRIS	NHP-0015 (311)	47	\$100	\$3,500	\$50	\$1,500

NUCLEAR DENSITY GAUGE / U									
156015M	2022Q2	22117	PASSAIC	NHP-0020 (301)	1	\$5,000	\$19,000	\$20,000	\$2,840
		22122	MORRIS	NHP-0015 (311)	1	\$10,000	\$25,000	\$8,800	\$5,000
		22127	BERGEN	CRRSAA-FLEX-0004 (32	1	\$1,000	\$1,000	\$17,201	\$3,100

CONCRETE COMPRESSION TESTING EQUIPMENT / U									
156021M	2022Q2	22117	PASSAIC	NHP-0020 (301)	1	\$5,000	\$10,000	\$20,000	\$2,300
		22122	MORRIS	NHP-0015 (311)	1	\$8,000	\$12,000	\$5,000	\$3,500

HISTORICAL BID PRICE LISTING
 BY REGION

REGION: N

PAY ITEM	CALENDAR QUARTER	CONTRACT NUMBER	COUNTY LOCATION	PROJECT DESCRIPTION	BID QUANTITY	AWARD PRICE	SECOND BIDDER	THIRD BIDDER	ESTIMATE
CONSTRUCTION LAYOUT / DOLL									
157004M	2021Q4	21135	SUSSEX	NHP-0023 (327)	1	\$85,000	\$300,000	\$125,000	\$175,000
		21137	MORRIS	STBGP-FLEX-0046 (346)	1	\$25,000	\$50,000	\$130,000	\$60,000
		21138	UNION	NHP-0027 (302)	1	\$15,000	\$15,000	\$175,000	\$600,000
	2022Q1	21139	MORRIS	NHP-0015 (310)	1	\$32,000			\$50,000
		21140	MORRIS	100% State	1	\$65,000	\$21,000	\$80,000	\$40,000
		22101	PASSAIC	NHP-0080 (331)	1	\$15,000	\$104,431	\$75,000	\$185,000
		22102	UNION	NHP-0022 (350)	1	\$3,000	\$2,500	\$10,000	\$70,000
		22401	PASSAIC	STATE	1	\$5,000	\$25,000	\$10,000	\$25,000
		22402	UNION	STATE	1	\$15,000	\$5,000	\$16,500	\$25,000
		22427	BERGEN	100% STATE	1	\$1.00	\$1.00	\$0.01	\$250.00
	2022Q2	22110	BERGEN	NHP-0017 (307)	1	\$5,000	\$10,000	\$16,500	\$110,000
		22115	ESSEX	NHP-0021 (353)	1	\$10,000	\$12,913	\$15,500	\$110,000
		22117	PASSAIC	NHP-0020 (301)	1	\$800,000	\$600,000	\$1,400,000	\$600,000
		22122	MORRIS	NHP-0015 (311)	1	\$475,594	\$120,000	\$65,000	\$185,000
		22123	BERGEN	STBGP-0208 (302)	1	\$80,000	\$30,000	\$100,000	\$85,000
		22127	BERGEN	CRRSAA-FLEX-0004 (32)	1	\$250,000	\$250,000	\$154,808	\$325,000
		22128	ESSEX	NHP-D00S (591)	1	\$50,000	\$66,500		\$70,000
		22129	MORRIS	STBGP-FLEX-0046 (351)	1	\$25,000	\$60,000	\$56,500	\$85,000
	2022Q3	22137	UNION	NHP-0022 (353)	1	\$110,000	\$496,418	\$95,000	\$185,000

MONUMENT / U									
157006M	2021Q4	21138	UNION	NHP-0027 (302)	1	\$5,000	\$520	\$1,500	\$1,500
	2022Q2	22127	BERGEN	CRRSAA-FLEX-0004 (32)	5	\$1,250	\$1,250	\$1,904	\$733.00
		22122	MORRIS	NHP-0015 (311)	6	\$900	\$500	\$1,500	\$850.00
		22117	PASSAIC	NHP-0020 (301)	13	\$1,000	\$650	\$600	\$855.00

MONUMENT BOX / U									
157009M	2021Q4	21138	UNION	NHP-0027 (302)	3	\$700	\$1,250	\$700	\$750.00

HISTORICAL BID PRICE LISTING
BY REGION

REGION: N

PAY ITEM	CALENDAR QUARTER	CONTRACT NUMBER	COUNTY LOCATION	PROJECT DESCRIPTION	BID QUANTITY	AWARD PRICE	SECOND BIDDER	THIRD BIDDER	ESTIMATE
CAUTION FENCE / LF									
158003M	2021Q4	21138	UNION	NHP-0027 (302)	374	\$5.50	\$8.00	\$8.00	\$5.00
	2022Q2	22127	BERGEN	CRRSAA-FLEX-0004 (32	47	\$5.00	\$5.00	\$16.86	\$6.00
		22122	MORRIS	NHP-0015 (311)	349	\$5.00	\$4.00	\$20.00	\$7.00
		22117	PASSAIC	NHP-0020 (301)	1,254	\$5.00	\$7.00	\$10.00	\$5.00

SILT FENCE / LF									
158006M	2022Q1	22401	PASSAIC	STATE	500	\$0.01	\$0.01	\$2.00	\$1.00
		22402	UNION	STATE	500	\$0.01	\$0.01	\$1.00	\$1.00
		22101	PASSAIC	NHP-0080 (331)	1,442	\$10.00	\$5.00	\$7.00	\$6.00
		22102	UNION	NHP-0022 (350)	4,000	\$0.10	\$0.01	\$1.00	\$4.00

HEAVY DUTY SILT FENCE, ORANGE / LF									
158009M	2021Q4	21137	MORRIS	STBGP-FLEX-0046 (346)	60	\$20.00	\$0.01	\$50.00	\$8.00
		21138	UNION	NHP-0027 (302)	185	\$6.35	\$10.00	\$10.00	\$10.00
		21135	SUSSEX	NHP-0023 (327)	16,145	\$6.50	\$7.00	\$6.00	\$6.00
	2022Q2	22129	MORRIS	STBGP-FLEX-0046 (351)	143	\$7.00	\$8.00	\$7.52	\$7.00
		22123	BERGEN	STBGP-0208 (302)	2,260	\$7.00	\$6.50	\$10.00	\$8.00
		22122	MORRIS	NHP-0015 (311)	2,679	\$10.00	\$9.00	\$12.00	\$7.00
		22127	BERGEN	CRRSAA-FLEX-0004 (32	3,072	\$9.00	\$9.00	\$9.37	\$9.00
		22117	PASSAIC	NHP-0020 (301)	17,777	\$7.00	\$6.80	\$6.00	\$4.00
	2022Q3	22137	UNION	NHP-0022 (353)	1,691	\$7.00	\$8.00	\$8.00	\$7.00

HEAVY DUTY SILT FENCE, BLACK / LF									
158012M	2022Q1	21140	MORRIS	100% State	536	\$8.00	\$10.00	\$8.00	\$6.00
	2022Q2	22129	MORRIS	STBGP-FLEX-0046 (351)	1,151	\$7.00	\$8.00	\$6.54	\$9.00
		22123	BERGEN	STBGP-0208 (302)	2,847	\$7.00	\$6.50	\$10.00	\$8.00
		22128	ESSEX	NHP-D00S (591)	5,413	\$10.00	\$16.50		\$8.00

HAYBALE / U									
158015M	2021Q4	21135	SUSSEX	NHP-0023 (327)	25	\$0.01	\$50.00	\$40.00	\$20.00

HISTORICAL BID PRICE LISTING
 BY REGION

REGION: N

PAY ITEM	CALENDAR QUARTER	CONTRACT NUMBER	COUNTY LOCATION	PROJECT DESCRIPTION	BID QUANTITY	AWARD PRICE	SECOND BIDDER	THIRD BIDDER	ESTIMATE
	2022Q2	22129	MORRIS	STBGP-FLEX-0046 (351)	25	\$40.00	\$50.00	\$108.93	\$20.00
		22117	PASSAIC	NHP-0020 (301)	58	\$40.00	\$45.00	\$60.00	\$26.00
		22127	BERGEN	CRRSAA-FLEX-0004 (32)	100	\$30.00	\$30.00	\$74.37	\$20.00
		22122	MORRIS	NHP-0015 (311)	500	\$10.00	\$1.00	\$10.00	\$25.00

HAYBALE CHECK DAM WITH TEMPORARY STONE O / LF									
158018M	2021Q4	21135	SUSSEX	NHP-0023 (327)	210	\$25.00	\$40.00	\$21.00	\$25.00

INLET FILTER TYPE 1 / SF									
158027M	2021Q4	21138	UNION	NHP-0027 (302)	594	\$10.00	\$31.00	\$10.00	\$25.00
	2022Q2	22110	BERGEN	NHP-0017 (307)	3,150	\$0.25	\$24.00	\$2.00	\$30.00

INLET FILTER TYPE 2, 2' X 4' / U									
158030M	2021Q4	21137	MORRIS	STBGP-FLEX-0046 (346)	32	\$165.00	\$125.00	\$200.00	\$120.00
		21135	SUSSEX	NHP-0023 (327)	43	\$100.00	\$95.00	\$175.00	\$100.00
		21138	UNION	NHP-0027 (302)	363	\$15.00	\$140.00	\$200.00	\$55.00
	2022Q1	22102	UNION	NHP-0022 (350)	81	\$10.00	\$55.00	\$250.00	\$80.00
		21139	MORRIS	NHP-0015 (310)	112	\$360.00			\$100.00
		22401	PASSAIC	STATE	226	\$5.00	\$1.00	\$50.00	\$40.00
		22402	UNION	STATE	350	\$1.00	\$2.00	\$0.01	\$40.00
	2022Q2	22115	ESSEX	NHP-0021 (353)	8	\$160.00	\$150.00	\$225.00	\$110.00
		22122	MORRIS	NHP-0015 (311)	13	\$150.00	\$200.00	\$75.00	\$125.00
		22129	MORRIS	STBGP-FLEX-0046 (351)	15	\$110.00	\$150.00	\$166.18	\$140.00
		22127	BERGEN	CRRSAA-FLEX-0004 (32)	20	\$150.00	\$150.00	\$497.51	\$126.00
		22128	ESSEX	NHP-D00S (591)	55	\$75.00	\$275.00		\$110.00
		22117	PASSAIC	NHP-0020 (301)	258	\$100.00	\$175.00	\$100.00	\$50.00

INLET FILTER TYPE 2, 4' X 4' / U									
158033M	2021Q4	21137	MORRIS	STBGP-FLEX-0046 (346)	3	\$200.00	\$175.00	\$400.00	\$150.00

HISTORICAL BID PRICE LISTING
 BY REGION

REGION: N

PAY ITEM	CALENDAR QUARTER	CONTRACT NUMBER	COUNTY LOCATION	PROJECT DESCRIPTION	BID QUANTITY	AWARD PRICE	SECOND BIDDER	THIRD BIDDER	ESTIMATE

INLET FILTER TYPE 2, 4' X 4' / U									
158033M	(cont)	21135	SUSSEX	NHP-0023 (327)	10	\$150.00	\$190.00	\$240.00	\$125.00
	2022Q1	22101	PASSAIC	NHP-0080 (331)	4	\$30.00	\$150.00	\$300.00	\$220.00
		21139	MORRIS	NHP-0015 (310)	5	\$378.00			\$160.00
		21140	MORRIS	100% State	6	\$100.00	\$115.00	\$100.00	\$125.00
		22401	PASSAIC	STATE	10	\$10.00	\$1.00	\$60.00	\$60.00
		22402	UNION	STATE	100	\$1.00	\$4.00	\$0.01	\$60.00
	2022Q2	22129	MORRIS	STBGP-FLEX-0046 (351)	3	\$150.00	\$150.00	\$196.01	\$200.00
		22122	MORRIS	NHP-0015 (311)	12	\$200.00	\$250.00	\$80.00	\$130.00
		22128	ESSEX	NHP-D00S (591)	14	\$225.00	\$590.00		\$100.00
		22123	BERGEN	STBGP-0208 (302)	20	\$100.00	\$100.00	\$300.00	\$150.00
		22117	PASSAIC	NHP-0020 (301)	23	\$200.00	\$275.00	\$200.00	\$100.00
	2022Q3	22137	UNION	NHP-0022 (353)	24	\$215.00	\$225.00	\$100.00	\$200.00

FLOATING TURBIDITY BARRIER, TYPE 1 / LF									
158042M	2021Q4	21135	SUSSEX	NHP-0023 (327)	142	\$0.01	\$35.00	\$75.00	\$40.00

FLOATING TURBIDITY BARRIER, TYPE 3 / LF									
158048M	2022Q2	22122	MORRIS	NHP-0015 (311)	434	\$35.00	\$20.00	\$60.00	\$60.00

DEWATERING BASIN / U									
158051M	2021Q4	21135	SUSSEX	NHP-0023 (327)	2	\$0.01	\$1.00	\$500.00	\$1,000

STREAM DIVERSION SYSTEM / LS									
158052P	2022Q2	22123	BERGEN	STBGP-0208 (302)	1	\$70,000	\$80,000	\$125,000	\$125,000

SEDIMENT CONTROL BAG / SF									
158054M	2022Q2	22117	PASSAIC	NHP-0020 (301)	400	\$0.01	\$29.00	\$5.00	\$8.00

HISTORICAL BID PRICE LISTING
 BY REGION

REGION: N

PAY ITEM	CALENDAR QUARTER	CONTRACT NUMBER	COUNTY LOCATION	PROJECT DESCRIPTION	BID QUANTITY	AWARD PRICE	SECOND BIDDER	THIRD BIDDER	ESTIMATE

SEDIMENT CONTROL BAG / SF									
158054M	(cont)	22127	BERGEN	CRRSAA-FLEX-0004 (32	450	\$10.00	\$10.00	\$12.60	\$15.00
		22129	MORRIS	STBGP-FLEX-0046 (351)	750	\$3.00	\$0.01	\$1.21	\$5.00
		22122	MORRIS	NHP-0015 (311)	1,000	\$10.00	\$4.00	\$1.00	\$1.00

SEDIMENT CONTROL TANK / U									
158057M	2022Q2	22122	MORRIS	NHP-0015 (311)	2	\$5,000	\$10,000	\$2,500	\$6,000

COMPOST FILTER SOCK, ___ DIAMETER / LF									
158058M	2021Q4	21137	MORRIS	STBGP-FLEX-0046 (346)	1,860	\$6.50	\$10.00	\$0.01	\$6.00

CONSTRUCTION DRIVEWAY / T									
158060M	2021Q4	21135	SUSSEX	NHP-0023 (327)	340	\$0.01	\$0.01	\$26.00	\$45.00
		21138	UNION	NHP-0027 (302)	500	\$1.00	\$0.01	\$0.01	\$35.00
	2022Q2	22129	MORRIS	STBGP-FLEX-0046 (351)	94	\$70.00	\$60.00	\$82.22	\$60.00
		22117	PASSAIC	NHP-0020 (301)	300	\$0.01	\$50.00	\$65.00	\$60.00
		22122	MORRIS	NHP-0015 (311)	500	\$50.00	\$30.00	\$50.00	\$50.00

CONCRETE WASHOUT SYSTEM / LS									
158063P	2021Q4	21135	SUSSEX	NHP-0023 (327)	1	\$2,500	\$10,000	\$5,000	\$600.00
		21137	MORRIS	STBGP-FLEX-0046 (346)	1	\$6,000	\$5,000	\$10,000	\$3,500
		21138	UNION	NHP-0027 (302)	1	\$9,000	\$30,000	\$5,000	\$10,000
	2022Q1	21140	MORRIS	100% State	1	\$2,500	\$10,000	\$6,000	\$5,000
		22101	PASSAIC	NHP-0080 (331)	1	\$5,000	\$2,000	\$2,500	\$8,000
		22102	UNION	NHP-0022 (350)	1	\$1,200	\$550	\$2,500	\$5,000
		22401	PASSAIC	STATE	1	\$1,500	\$2,500	\$2,500	\$5,000
		22402	UNION	STATE	1	\$10,000	\$2,000	\$5,000	\$5,000
	2022Q2	22110	BERGEN	NHP-0017 (307)	1	\$1,200	\$8,000	\$1,100	\$8,800

HISTORICAL BID PRICE LISTING
 BY REGION

REGION: N

PAY ITEM	CALENDAR QUARTER	CONTRACT NUMBER	COUNTY LOCATION	PROJECT DESCRIPTION	BID QUANTITY	AWARD PRICE	SECOND BIDDER	THIRD BIDDER	ESTIMATE
CONCRETE WASHOUT SYSTEM / LS									
158063P	(cont)	22115	ESSEX	NHP-0021 (353)	1	\$1,400	\$1,539	\$3,500	\$6,000
		22117	PASSAIC	NHP-0020 (301)	1	\$20,000	\$32,000	\$6,000	\$17,500
		22122	MORRIS	NHP-0015 (311)	1	\$15,000	\$10,000	\$2,500	\$7,500
		22123	BERGEN	STBGP-0208 (302)	1	\$5,000	\$5,000	\$2,500	\$6,500
		22127	BERGEN	CRRSAA-FLEX-0004 (32)	1	\$3,000	\$3,000	\$18,405	\$10,000
		22128	ESSEX	NHP-D00S (591)	1	\$2,000	\$7,500		\$7,500
		22129	MORRIS	STBGP-FLEX-0046 (351)	1	\$5,000	\$25,000	\$11,307	\$7,500
	2022Q3	22137	UNION	NHP-0022 (353)	1	\$7,500	\$0	\$7,500	\$8,000

OIL ONLY EMERGENCY SPILL KIT, TYPE 1 / U									
158072M	2021Q4	21137	MORRIS	STBGP-FLEX-0046 (346)	2	\$625	\$0	\$2,000	\$1,000
		21138	UNION	NHP-0027 (302)	2	\$165.00	\$0.01	\$0.01	\$750.00
		21135	SUSSEX	NHP-0023 (327)	4	\$0	\$2,000	\$750	\$500.00
	2022Q1	21139	MORRIS	NHP-0015 (310)	2	\$1,500			\$700.00
		21140	MORRIS	100% State	2	\$1,200	\$250	\$500	\$800.00
		22101	PASSAIC	NHP-0080 (331)	2	\$100	\$750	\$1,200	\$1,000
		22102	UNION	NHP-0022 (350)	2	\$150	\$1,000	\$500	\$460.00
		22401	PASSAIC	STATE	2	\$150.00	\$500.00	\$850.00	\$1,000
		22401	PASSAIC	STATE	2	\$100.00	\$1.00	\$1.00	\$1,500
		22402	UNION	STATE	2	\$500	\$150	\$1,000	\$1,500
		22402	UNION	STATE	2	\$1.00	\$50.00	\$1.00	\$1,500
	2022Q2	22123	BERGEN	STBGP-0208 (302)	1	\$2,000	\$0	\$1	\$800.00
		22463	MORRIS	N/A	1	\$1.00	\$350.00		\$750.00
		22110	BERGEN	NHP-0017 (307)	2	\$150	\$1,300	\$1,100	\$1,100
		22115	ESSEX	NHP-0021 (353)	2	\$150	\$1,200	\$500	\$500.00
		22117	PASSAIC	NHP-0020 (301)	2	\$2,000	\$1,200	\$1,000	\$455.00
		22122	MORRIS	NHP-0015 (311)	2	\$1,000	\$1,000	\$1,500	\$500.00
		22127	BERGEN	CRRSAA-FLEX-0004 (32)	2	\$1	\$1	\$1,221	\$350.00
		22128	ESSEX	NHP-D00S (591)	2	\$100.00	\$750.00		\$600.00
		22129	MORRIS	STBGP-FLEX-0046 (351)	2	\$0	\$1,000	\$1,098	\$600.00
	2022Q3	22137	UNION	NHP-0022 (353)	2	\$1,200	\$1,200	\$500	\$1,000

EROSION CONTROL SEDIMENT REMOVAL / CY									
158084M	2021Q4	21137	MORRIS	STBGP-FLEX-0046 (346)	14	\$1.00	\$0.01	\$0.01	\$30.00

HISTORICAL BID PRICE LISTING
 BY REGION

REGION: N

PAY ITEM	CALENDAR QUARTER	CONTRACT NUMBER	COUNTY LOCATION	PROJECT DESCRIPTION	BID QUANTITY	AWARD PRICE	SECOND BIDDER	THIRD BIDDER	ESTIMATE
		21138	UNION	NHP-0027 (302)	100	\$20.00	\$0.01	\$0.01	\$15.00
EROSION CONTROL SEDIMENT REMOVAL / CY									
158084M	(cont)	21135	SUSSEX	NHP-0023 (327)	260	\$0.01	\$0.01	\$0.01	\$5.00
	2022Q1	21140	MORRIS	100% State	2	\$0.50	\$45.00	\$50.00	\$50.00
		22102	UNION	NHP-0022 (350)	5	\$50.00	\$200.00	\$40.00	\$150.00
		22101	PASSAIC	NHP-0080 (331)	50	\$10.00	\$0.01	\$0.01	\$20.00
	2022Q2	22123	BERGEN	STBGP-0208 (302)	50	\$0.01	\$0.01	\$1.00	\$8.00
		22129	MORRIS	STBGP-FLEX-0046 (351)	88	\$0.01	\$0.01	\$130.44	\$48.00
		22122	MORRIS	NHP-0015 (311)	134	\$0.01	\$1.00	\$1.00	\$10.00
		22127	BERGEN	CRRSAA-FLEX-0004 (32	210	\$1.00	\$1.00	\$27.51	\$1.00
		22117	PASSAIC	NHP-0020 (301)	400	\$0.01	\$5.00	\$55.00	\$3.00
	2022Q3	22137	UNION	NHP-0022 (353)	50	\$5.00	\$14.00	\$10.00	\$45.00

TEMPORARY RIPRAP / CY									
158087M	2022Q2	22122	MORRIS	NHP-0015 (311)	12	\$200.00	\$150.00	\$75.00	\$170.00

BASIN SAND LAYER / CY									
158095M	2021Q4	21135	SUSSEX	NHP-0023 (327)	150	\$50.00	\$160.00	\$115.00	\$60.00

HISTORICAL BID PRICE LISTING
 BY REGION

REGION: N

PAY ITEM	CALENDAR QUARTER	CONTRACT NUMBER	COUNTY LOCATION	PROJECT DESCRIPTION	BID QUANTITY	AWARD PRICE	SECOND BIDDER	THIRD BIDDER	ESTIMATE

BREAKAWAY BARRICADE / U									
159003M	2021Q4	21453	MORRIS	STBGP-FLEX-D00S (501)	50	\$1.00	\$1.00	\$1.00	\$20.00
		21135	SUSSEX	NHP-0023 (327)	80	\$0.01	\$125.00	\$125.00	\$7.00
		21137	MORRIS	STBGP-FLEX-0046 (346)	98	\$1.00	\$0.01	\$0.01	\$60.00
		20458	MORRIS	NHP-D00S (453)	104	\$5.00	\$1.00	\$50.00	\$50.00
		21138	UNION	NHP-0027 (302)	1,500	\$1.00	\$0.01	\$60.00	\$40.00
	2022Q1	22427	BERGEN	100% STATE	25	\$0.01	\$1.00	\$0.01	\$2.00
		21140	MORRIS	100% State	36	\$1,000	\$50	\$10	\$157.00
		21139	MORRIS	NHP-0015 (310)	50	\$1.00			\$50.00
		22102	UNION	NHP-0022 (350)	50	\$50.00	\$100.00	\$1.00	\$1.00
		22401	PASSAIC	STATE	100	\$1.00	\$1.00	\$1.00	\$15.00
		22402	UNION	STATE	100	\$1.00	\$1.00	\$1.00	\$15.00
		22429	MORRIS	100% STATE	100	\$0.01	\$0.01		\$5.00
		22101	PASSAIC	NHP-0080 (331)	107	\$10.00	\$1.00	\$0.01	\$50.00
		22401	PASSAIC	STATE	250	\$1.00	\$1.00	\$2.00	\$15.00
		22402	UNION	STATE	250	\$1.00	\$1.00	\$1.00	\$15.00
	2022Q2	22123	BERGEN	STBGP-0208 (302)	22	\$200.00	\$0.01	\$135.00	\$80.00
		22122	MORRIS	NHP-0015 (311)	32	\$1.00	\$20.00	\$165.00	\$50.00
		22129	MORRIS	STBGP-FLEX-0046 (351)	33	\$0.01	\$150.00	\$121.34	\$55.00
		22110	BERGEN	NHP-0017 (307)	50	\$145.00	\$140.00	\$200.00	\$115.00
		22115	ESSEX	NHP-0021 (353)	50	\$1.00	\$1.00	\$25.00	\$2.00
		22127	BERGEN	CRRSAA-FLEX-0004 (32	60	\$55.00	\$55.00	\$184.05	\$3.00
		22117	PASSAIC	NHP-0020 (301)	125	\$150.00	\$145.00	\$30.00	\$4.00
		22128	ESSEX	NHP-D00S (591)	150	\$25.00	\$200.00		\$40.00
	2022Q3	22137	UNION	NHP-0022 (353)	30	\$140.00	\$150.00	\$10.00	\$50.00

DRUM / U									
159006M	2021Q4	21453	MORRIS	STBGP-FLEX-D00S (501)	50	\$1.00	\$1.00	\$1.00	\$20.00
		21137	MORRIS	STBGP-FLEX-0046 (346)	104	\$1.00	\$0.01	\$0.01	\$20.00
		21135	SUSSEX	NHP-0023 (327)	120	\$0.01	\$65.00	\$105.00	\$50.00
		20458	MORRIS	NHP-D00S (453)	400	\$1.00	\$1.00	\$10.00	\$25.00
		21138	UNION	NHP-0027 (302)	2,500	\$1.00	\$0.01	\$50.00	\$25.00
	2022Q1	22427	BERGEN	100% STATE	25	\$0.01	\$1.00	\$0.01	\$2.00

HISTORICAL BID PRICE LISTING
 BY REGION

REGION: N

PAY ITEM	CALENDAR QUARTER	CONTRACT NUMBER	COUNTY LOCATION	PROJECT DESCRIPTION	BID QUANTITY	AWARD PRICE	SECOND BIDDER	THIRD BIDDER	ESTIMATE
DRUM / U									
159006M	(cont)	22401	PASSAIC	STATE	50	\$1.00	\$1.00	\$1.00	\$10.00
		22402	UNION	STATE	50	\$1.00	\$1.00	\$1.00	\$10.00
		22401	PASSAIC	STATE	100	\$1.00	\$1.00	\$12.00	\$10.00
		22402	UNION	STATE	100	\$1.00	\$1.00	\$1.00	\$10.00
		22429	MORRIS	100% STATE	100	\$0.01	\$0.01		\$5.00
		21140	MORRIS	100% State	107	\$65.00	\$50.00	\$5.00	\$50.00
		22102	UNION	NHP-0022 (350)	150	\$1.00	\$0.01	\$1.00	\$100.00
		21139	MORRIS	NHP-0015 (310)	250	\$1.00			\$30.00
		22101	PASSAIC	NHP-0080 (331)	250	\$10.00	\$0.01	\$100.00	\$40.00
	2022Q2	22127	BERGEN	CRRSAA-FLEX-0004 (32	50	\$25.00	\$25.00	\$73.62	\$50.00
		22115	ESSEX	NHP-0021 (353)	100	\$1.00	\$1.00	\$25.00	\$1.00
		22123	BERGEN	STBGP-0208 (302)	110	\$1.00	\$0.01	\$60.00	\$50.00
		22122	MORRIS	NHP-0015 (311)	130	\$1.00	\$10.00	\$66.00	\$25.00
		22129	MORRIS	STBGP-FLEX-0046 (351)	206	\$0.01	\$85.00	\$71.70	\$25.00
		22128	ESSEX	NHP-D00S (591)	300	\$25.00	\$80.00		\$20.00
		22110	BERGEN	NHP-0017 (307)	350	\$1.00	\$1.00	\$0.50	\$50.00
		22117	PASSAIC	NHP-0020 (301)	750	\$65.00	\$77.00	\$15.00	\$7.00
	2022Q3	22137	UNION	NHP-0022 (353)	60	\$85.00	\$70.00	\$5.00	\$50.00

TRAFFIC CONE / U									
159009M	2021Q4	21135	SUSSEX	NHP-0023 (327)	300	\$20.00	\$20.00	\$19.50	\$20.00
		21138	UNION	NHP-0027 (302)	500	\$32.00	\$0.01	\$15.00	\$20.00
		21453	MORRIS	STBGP-FLEX-D00S (501)	1,500	\$1.00	\$20.00	\$20.00	\$20.00
		20458	MORRIS	NHP-D00S (453)	3,000	\$1.00	\$0.10	\$5.00	\$20.00
	2022Q1	22101	PASSAIC	NHP-0080 (331)	100	\$10.00	\$1.00	\$20.00	\$15.00
		22427	BERGEN	100% STATE	150	\$0.01	\$1.00	\$0.01	\$2.00
		22401	PASSAIC	STATE	250	\$40.00	\$1.00	\$1.00	\$10.00
		22402	UNION	STATE	250	\$1.00	\$1.00	\$1.00	\$10.00
		22429	MORRIS	100% STATE	250	\$0.01	\$0.01		\$5.00
		21139	MORRIS	NHP-0015 (310)	300	\$25.00			\$25.00
		21140	MORRIS	100% State	500	\$0.01	\$1.00	\$1.00	\$14.00
		22402	UNION	STATE	1,000	\$1.00	\$1.00	\$1.00	\$10.00
		22102	UNION	NHP-0022 (350)	1,500	\$1.00	\$0.01	\$1.00	\$22.00

HISTORICAL BID PRICE LISTING
 BY REGION

REGION: N

PAY ITEM	CALENDAR QUARTER	CONTRACT NUMBER	COUNTY LOCATION	PROJECT DESCRIPTION	BID QUANTITY	AWARD PRICE	SECOND BIDDER	THIRD BIDDER	ESTIMATE

TRAFFIC CONE / U									
159009M	(cont)	22401	PASSAIC	STATE	2,000	\$1.00	\$1.00	\$2.00	\$10.00
	2022Q2	22127	BERGEN	CRRSAA-FLEX-0004 (32	50	\$20.00	\$20.00	\$23.31	\$15.00
		22128	ESSEX	NHP-D00S (591)	300	\$5.00	\$25.00		\$12.00
		22117	PASSAIC	NHP-0020 (301)	500	\$20.00	\$29.00	\$10.00	\$3.00
		22122	MORRIS	NHP-0015 (311)	500	\$1.00	\$2.00	\$18.00	\$10.00
		22115	ESSEX	NHP-0021 (353)	1,400	\$0.01	\$1.00	\$1.00	\$1.00
		22110	BERGEN	NHP-0017 (307)	1,500	\$1.00	\$10.00	\$0.50	\$15.00
	2022Q3	22137	UNION	NHP-0022 (353)	60	\$26.00	\$25.00	\$1.00	\$20.00

CONSTRUCTION SIGNS / SF									
159012M	2021Q4	21453	MORRIS	STBGP-FLEX-D00S (501)	800	\$8.00	\$1.00	\$8.00	\$15.00
		20458	MORRIS	NHP-D00S (453)	1,000	\$0.50	\$1.00	\$5.00	\$10.00
		21135	SUSSEX	NHP-0023 (327)	2,190	\$13.00	\$18.00	\$22.00	\$15.00
		21137	MORRIS	STBGP-FLEX-0046 (346)	2,287	\$15.00	\$15.00	\$20.00	\$15.00
		21138	UNION	NHP-0027 (302)	12,000	\$1.00	\$12.00	\$13.00	\$15.00
	2022Q1	22429	MORRIS	100% STATE	250	\$0.01	\$0.01		\$3.00
		21139	MORRIS	NHP-0015 (310)	857	\$21.60			\$15.00
		22427	BERGEN	100% STATE	1,000	\$0.01	\$1.00	\$0.01	\$2.00
		22101	PASSAIC	NHP-0080 (331)	1,356	\$8.00	\$30.00	\$22.00	\$15.00
		22102	UNION	NHP-0022 (350)	1,745	\$2.00	\$1.00	\$15.75	\$7.00
		21140	MORRIS	100% State	1,750	\$100.00	\$13.00	\$14.00	\$25.00
		22401	PASSAIC	STATE	2,000	\$1.00	\$1.00	\$12.50	\$10.00
		22402	UNION	STATE	2,000	\$1.00	\$1.00	\$1.00	\$10.00
		22402	UNION	STATE	5,000	\$1.00	\$1.00	\$0.03	\$10.00
		22401	PASSAIC	STATE	6,000	\$1.00	\$14.60	\$10.00	\$10.00
	2022Q2	22129	MORRIS	STBGP-FLEX-0046 (351)	679	\$0.01	\$25.00	\$21.97	\$25.00
		22122	MORRIS	NHP-0015 (311)	881	\$50.00	\$20.00	\$40.00	\$12.00
		22123	BERGEN	STBGP-0208 (302)	1,153	\$18.00	\$20.00	\$15.00	\$13.00
		22110	BERGEN	NHP-0017 (307)	1,581	\$16.50	\$12.00	\$15.30	\$15.00
		22128	ESSEX	NHP-D00S (591)	1,611	\$55.00	\$22.00		\$18.00
		22127	BERGEN	CRRSAA-FLEX-0004 (32	1,973	\$15.00	\$15.00	\$18.92	\$17.00
		22115	ESSEX	NHP-0021 (353)	2,435	\$5.00	\$13.00	\$15.00	\$4.00

HISTORICAL BID PRICE LISTING
 BY REGION

REGION: N

PAY ITEM	CALENDAR QUARTER	CONTRACT NUMBER	COUNTY LOCATION	PROJECT DESCRIPTION	BID QUANTITY	AWARD PRICE	SECOND BIDDER	THIRD BIDDER	ESTIMATE

CONSTRUCTION SIGNS / SF									
159012M	(cont)	22117	PASSAIC	NHP-0020 (301)	4,317	\$20.00	\$16.00	\$15.00	\$13.00
	2022Q3	22137	UNION	NHP-0022 (353)	850	\$22.00	\$17.00	\$18.00	\$20.00

CONSTRUCTION IDENTIFICATION SIGN, 4' X 8 / U									
159015M	2021Q4	21137	MORRIS	STBGP-FLEX-0046 (346)	2	\$1,065	\$950	\$1,500	\$1,200
		21138	UNION	NHP-0027 (302)	2	\$825.00	\$900.00	\$985.00	\$1,250
		21135	SUSSEX	NHP-0023 (327)	4	\$1,000	\$1,500	\$1,650	\$900.00
	2022Q1	21139	MORRIS	NHP-0015 (310)	2	\$1,200			\$1,300
		22102	UNION	NHP-0022 (350)	2	\$910	\$1,500	\$1,013	\$1,100
	2022Q2	22122	MORRIS	NHP-0015 (311)	1	\$2,500	\$750	\$1,500	\$1,200
		22110	BERGEN	NHP-0017 (307)	2	\$870	\$1,500	\$1,000	\$1,081
		22115	ESSEX	NHP-0021 (353)	2	\$870	\$900	\$1,350	\$1,500
		22117	PASSAIC	NHP-0020 (301)	2	\$2,000	\$2,000	\$1,000	\$1,125
		22123	BERGEN	STBGP-0208 (302)	2	\$1,500	\$1,000	\$3,000	\$800.00
		22127	BERGEN	CRRSAA-FLEX-0004 (32)	2	\$3,000	\$3,000	\$860	\$1,160
		22128	ESSEX	NHP-D00S (591)	2	\$3,000	\$1,000		\$1,250
		22129	MORRIS	STBGP-FLEX-0046 (351)	3	\$1,000	\$1,200	\$964	\$1,200

CONSTRUCTION BARRIER CURB / LF									
159021P	2021Q4	21138	UNION	NHP-0027 (302)	1,300	\$126.00	\$0.01	\$45.00	\$70.00
		21135	SUSSEX	NHP-0023 (327)	8,612	\$25.00	\$65.00	\$0.01	\$70.00
	2022Q1	22101	PASSAIC	NHP-0080 (331)	800	\$15.00	\$50.00	\$60.00	\$75.00
		21140	MORRIS	100% State	1,040	\$100.00	\$85.00	\$75.00	\$110.00
	2022Q2	22122	MORRIS	NHP-0015 (311)	1,400	\$150.00	\$150.00	\$80.00	\$81.00
		22127	BERGEN	CRRSAA-FLEX-0004 (32)	1,900	\$90.00	\$90.00	\$144.45	\$70.00
		22123	BERGEN	STBGP-0208 (302)	2,398	\$100.00	\$125.00	\$150.00	\$80.00
		22117	PASSAIC	NHP-0020 (301)	5,540	\$155.00	\$85.00	\$117.00	\$45.00
		22128	ESSEX	NHP-D00S (591)	7,860	\$5.00	\$45.00		\$65.00
	2022Q3	22137	UNION	NHP-0022 (353)	1,520	\$135.00	\$82.00	\$175.00	\$105.00

HISTORICAL BID PRICE LISTING
 BY REGION

REGION: N

PAY ITEM	CALENDAR QUARTER	CONTRACT NUMBER	COUNTY LOCATION	PROJECT DESCRIPTION	BID QUANTITY	AWARD PRICE	SECOND BIDDER	THIRD BIDDER	ESTIMATE

FLASHING ARROW BOARD, 2' X 4' / U									
159024M	2021Q4	21138	UNION	NHP-0027 (302)	10	\$500	\$1,500	\$7,500	\$2,000
	2022Q1	21140	MORRIS	100% State	2	\$4,000	\$2,500	\$100	\$8,000
		22102	UNION	NHP-0022 (350)	4	\$1.00	\$700.00	\$100.00	\$169.00
	2022Q2	22123	BERGEN	STBGP-0208 (302)	2	\$5,000	\$1	\$3,000	\$500.00

FLASHING ARROW BOARD, 4' X 8' / U									
159027M	2021Q4	21135	SUSSEX	NHP-0023 (327)	1	\$8,500	\$10,000	\$5,000	\$1,500
		21138	UNION	NHP-0027 (302)	1	\$4,900	\$1,750	\$7,500	\$3,000
		21137	MORRIS	STBGP-FLEX-0046 (346)	4	\$1.00	\$0.01	\$500.00	\$1,000
		20458	MORRIS	NHP-D00S (453)	8	\$100	\$100	\$2,000	\$1,000
		21453	MORRIS	STBGP-FLEX-D00S (501)	8	\$2,500	\$2,500	\$2,500	\$2,500
	2022Q1	21140	MORRIS	100% State	2	\$4,000	\$2,500	\$100	\$10,000
		22427	BERGEN	100% STATE	2	\$1.00	\$1.00	\$0.01	\$10.00
		22429	MORRIS	100% STATE	2	\$1.00	\$13.50		\$10.00
		21139	MORRIS	NHP-0015 (310)	4	\$2,400			\$500.00
		22101	PASSAIC	NHP-0080 (331)	5	\$1,000	\$100	\$1,500	\$5,000
		22401	PASSAIC	STATE	8	\$1.00	\$100.00	\$400.00	\$1,000
		22402	UNION	STATE	8	\$100.00	\$1.00	\$100.00	\$1,000
	2022Q2	22122	MORRIS	NHP-0015 (311)	2	\$2,500	\$500	\$500	\$1,200
		22129	MORRIS	STBGP-FLEX-0046 (351)	3	\$0	\$1,500	\$100	\$2,400
		22115	ESSEX	NHP-0021 (353)	4	\$700.00	\$50.00	\$100.00	\$1,500
		22127	BERGEN	CRRSAA-FLEX-0004 (32	4	\$3,000	\$3,000	\$1,227	\$430.00
		22110	BERGEN	NHP-0017 (307)	6	\$1	\$1,575	\$1	\$1,500
		22117	PASSAIC	NHP-0020 (301)	6	\$5,000	\$3,000	\$10,000	\$15.00
		22128	ESSEX	NHP-D00S (591)	12	\$100	\$1,850		\$1,200
	2022Q3	22137	UNION	NHP-0022 (353)	3	\$2,600	\$6,000	\$500	\$1,000

PORTABLE VARIABLE MESSAGE SIGN W/REMOTE / U									
159029M	2022Q1	22102	UNION	NHP-0022 (350)	4	\$1	\$1,650	\$5,000	\$3,910

HISTORICAL BID PRICE LISTING
 BY REGION

REGION: N

PAY ITEM	CALENDAR QUARTER	CONTRACT NUMBER	COUNTY LOCATION	PROJECT DESCRIPTION	BID QUANTITY	AWARD PRICE	SECOND BIDDER	THIRD BIDDER	ESTIMATE
PORTABLE VARIABLE MESSAGE SIGN / U									
159030M	2021Q4	21135	SUSSEX	NHP-0023 (327)	4	\$8,500	\$20,000	\$3,300	\$3,600
		21137	MORRIS	STBGP-FLEX-0046 (346)	4	\$15,000	\$0	\$25,000	\$7,000
		21453	MORRIS	STBGP-FLEX-D00S (501)	6	\$1,000	\$3,500	\$3,000	\$3,500
		20458	MORRIS	NHP-D00S (453)	8	\$100	\$100	\$4,000	\$5,000
		21138	UNION	NHP-0027 (302)	12	\$18,150	\$7,500	\$16,000	\$4,000
	2022Q1	21140	MORRIS	100% State	2	\$10,000	\$9,500	\$1,000	\$15,000
		22101	PASSAIC	NHP-0080 (331)	2	\$1,000	\$5,000	\$5,000	\$10,000
		21139	MORRIS	NHP-0015 (310)	8	\$18,000			\$5,000
		22401	PASSAIC	STATE	8	\$1	\$500	\$5,000	\$5,000
		22402	UNION	STATE	8	\$1.00	\$1.00	\$100.00	\$5,000
	2022Q2	22123	BERGEN	STBGP-0208 (302)	2	\$20,000	\$5,000	\$7,500	\$6,500
		22129	MORRIS	STBGP-FLEX-0046 (351)	3	\$0	\$5,000	\$3,500	\$10,000
		22110	BERGEN	NHP-0017 (307)	4	\$1	\$5,000	\$10,000	\$3,500
		22122	MORRIS	NHP-0015 (311)	4	\$5,000	\$1,500	\$1,500	\$7,500
		22127	BERGEN	CRRSAA-FLEX-0004 (32)	4	\$13,500	\$13,500	\$12,120	\$8,300
		22115	ESSEX	NHP-0021 (353)	8	\$100.00	\$50.00	\$500.00	\$5,000
		22128	ESSEX	NHP-D00S (591)	8	\$3,500	\$7,500		\$4,000
		22117	PASSAIC	NHP-0020 (301)	10	\$5,000	\$3,800	\$20,000	\$1,550
	2022Q3	22137	UNION	NHP-0022 (353)	3	\$5,200	\$22,000	\$1,000	\$8,000

PORTABLE TRAILER MOUNTED CCTV CAMERA ASS / U									
159032M	2022Q3	22137	UNION	NHP-0022 (353)	1	\$22,500	\$28,000	\$3,000	\$35,000

TEMPORARY CRASH CUSHION, INERTIAL BARRIE / U									
159036M	2022Q2	22127	BERGEN	CRRSAA-FLEX-0004 (32)	3	\$11,500	\$11,500	\$5,977	\$6,500

TEMPORARY CRASH CUSHION, INERTIAL BARRIE / U									
159042M	2021Q4	21138	UNION	NHP-0027 (302)	1	\$4,400	\$8,706	\$8,500	\$6,500
	2022Q1	21140	MORRIS	100% State	2	\$10,000	\$12,000	\$1	\$5,000

HISTORICAL BID PRICE LISTING
 BY REGION

REGION: N

PAY ITEM	CALENDAR QUARTER	CONTRACT NUMBER	COUNTY LOCATION	PROJECT DESCRIPTION	BID QUANTITY	AWARD PRICE	SECOND BIDDER	THIRD BIDDER	ESTIMATE

TEMPORARY CRASH CUSHION, INERTIAL BARRIE / U									
159042M	2022Q2	22128	ESSEX	NHP-D00S (591)	1	\$7,500	\$2,595		\$7,000
		22117	PASSAIC	NHP-0020 (301)	4	\$500	\$2,500	\$15,000	\$4,960

TEMPORARY CRASH CUSHION, INERTIAL BARRIE / U									
159048M	2022Q3	22137	UNION	NHP-0022 (353)	2	\$10,500	\$13,000	\$7,500	\$10,000

TEMPORARY CRASH CUSHION, INERTIAL BARRIE / U									
159051M	2021Q4	21138	UNION	NHP-0027 (302)	1	\$5,720	\$9,813	\$8,500	\$7,500
		21135	SUSSEX	NHP-0023 (327)	3	\$11,000	\$7,500	\$7,500	\$4,000
	2022Q2	22128	ESSEX	NHP-D00S (591)	4	\$8,500	\$2,595		\$10,000
		22117	PASSAIC	NHP-0020 (301)	6	\$500	\$3,500	\$16,000	\$920.00

TEMPORARY CRASH CUSHION, INERTIAL BARRIE / U									
159054M	2022Q2	22127	BERGEN	CRRSAA-FLEX-0004 (32	2	\$12,000	\$12,000	\$8,668	\$6,900
		22122	MORRIS	NHP-0015 (311)	3	\$4,000	\$100	\$5,800	\$7,500
	2022Q3	22137	UNION	NHP-0022 (353)	1	\$8,000	\$9,000	\$7,500	\$10,000

TEMPORARY CRASH CUSHION, INERTIAL BARRIE / U									
159057M	2022Q2	22123	BERGEN	STBGP-0208 (302)	2	\$17,500	\$5,000	\$15,000	\$8,300

HISTORICAL BID PRICE LISTING
 BY REGION

REGION: N

PAY ITEM	CALENDAR QUARTER	CONTRACT NUMBER	COUNTY LOCATION	PROJECT DESCRIPTION	BID QUANTITY	AWARD PRICE	SECOND BIDDER	THIRD BIDDER	ESTIMATE
TRAFFIC CONTROL TRUCK WITH MOUNTED CRASH / U									
159108M	2021Q4	21135	SUSSEX	NHP-0023 (327)	1	\$75,000	\$40,000	\$25,000	\$4,800
		21137	MORRIS	STBGP-FLEX-0046 (346)	4	\$1	\$0	\$35,000	\$10,000
		20458	MORRIS	NHP-D00S (453)	8	\$2,000	\$1,000	\$5,000	\$15,000
		21453	MORRIS	STBGP-FLEX-D00S (501)	8	\$20,000	\$20,000	\$20,000	\$20,000
		21138	UNION	NHP-0027 (302)	10	\$1,000	\$0	\$15,000	\$5,500
	2022Q1	22102	UNION	NHP-0022 (350)	2	\$3,000	\$20,000	\$10,000	\$10,000
		22427	BERGEN	100% STATE	2	\$1.00	\$1.00	\$0.01	\$250.00
		22429	MORRIS	100% STATE	2	\$1.00	\$1.00		\$5.00
		21140	MORRIS	100% State	3	\$25,000	\$22,500	\$1,000	\$10,000
		21139	MORRIS	NHP-0015 (310)	4	\$7,500			\$5,000
		22101	PASSAIC	NHP-0080 (331)	6	\$1,000	\$100	\$5,000	\$10,000
		22401	PASSAIC	STATE	8	\$1	\$500	\$9,000	\$15,000
		22402	UNION	STATE	8	\$1.00	\$1.00	\$250.00	\$15,000
	2022Q2	22122	MORRIS	NHP-0015 (311)	2	\$10,000	\$7,500	\$5,000	\$15,000
		22123	BERGEN	STBGP-0208 (302)	2	\$35,000	\$15,000	\$12,500	\$10,000
		22110	BERGEN	NHP-0017 (307)	4	\$1	\$10,000	\$40,000	\$10,000
		22115	ESSEX	NHP-0021 (353)	4	\$19,000	\$500	\$7,500	\$10,000
		22127	BERGEN	CRRSAA-FLEX-0004 (32	4	\$11,000	\$11,000	\$3,067	\$10,000
		22129	MORRIS	STBGP-FLEX-0046 (351)	4	\$0	\$2,500	\$1,000	\$15,000
		22128	ESSEX	NHP-D00S (591)	5	\$10,000	\$35,250		\$15,000
		22117	PASSAIC	NHP-0020 (301)	6	\$30,000	\$17,000	\$65,000	\$10,000
	2022Q3	22137	UNION	NHP-0022 (353)	3	\$12,500	\$75,000	\$2,500	\$6,000

REMOVABLE BLACK LINE MASKING TAPE, 6" / LF									
159114M	2021Q4	21135	SUSSEX	NHP-0023 (327)	13,640	\$2.60	\$0.01	\$1.25	\$3.00
		21138	UNION	NHP-0027 (302)	20,000	\$0.10	\$2.25	\$2.40	\$1.00
	2022Q2	22117	PASSAIC	NHP-0020 (301)	18,150	\$0.01	\$2.60	\$1.00	\$2.00

TEMPORARY PAVEMENT MARKING TAPE, 4" / LF									
159120M	2021Q4	21138	UNION	NHP-0027 (302)	20,000	\$0.10	\$1.05	\$1.00	\$1.00

HISTORICAL BID PRICE LISTING
 BY REGION

REGION: N

PAY ITEM	CALENDAR QUARTER	CONTRACT NUMBER	COUNTY LOCATION	PROJECT DESCRIPTION	BID QUANTITY	AWARD PRICE	SECOND BIDDER	THIRD BIDDER	ESTIMATE

TEMPORARY PAVEMENT MARKING TAPE, 4" / LF									
159120M	2022Q2	22117	PASSAIC	NHP-0020 (301)	24,200	\$0.01	\$1.95	\$2.02	\$1.00

TEMPORARY TRAFFIC STRIPES, 4" / LF									
159126M	2022Q2	22129	MORRIS	STBGP-FLEX-0046 (351)	13,400	\$0.35	\$0.50	\$0.43	\$1.00

TEMPORARY PAVEMENT MARKINGS / SF									
159132M	2022Q1	21139	MORRIS	NHP-0015 (310)	900	\$3.00			\$4.00

TEMPORARY PAVEMENT MARKERS / U									
159135M	2021Q4	21138	UNION	NHP-0027 (302)	5,000	\$1.00	\$0.05	\$1.00	\$1.00
	2022Q2	22117	PASSAIC	NHP-0020 (301)	12,000	\$1.00	\$3.25	\$3.47	\$1.00

HMA PATCH / T									
159138M	2021Q4	21138	UNION	NHP-0027 (302)	500	\$10.00	\$450.00	\$0.01	\$150.00
		21135	SUSSEX	NHP-0023 (327)	970	\$0.01	\$0.01	\$0.01	\$70.00
	2022Q1	22101	PASSAIC	NHP-0080 (331)	10	\$50.00	\$250.00	\$500.00	\$200.00
		21139	MORRIS	NHP-0015 (310)	13	\$700.00			\$204.00
		21140	MORRIS	100% State	50	\$275.00	\$250.00	\$50.00	\$500.00
		22401	PASSAIC	STATE	100	\$50.00	\$100.00	\$85.00	\$150.00
		22402	UNION	STATE	100	\$100.00	\$10.00	\$70.00	\$150.00
	2022Q2	22127	BERGEN	CRRSAA-FLEX-0004 (32	120	\$75.00	\$75.00	\$373.29	\$90.00
		22115	ESSEX	NHP-0021 (353)	122	\$60.00	\$1.00	\$100.00	\$125.00
		22122	MORRIS	NHP-0015 (311)	150	\$100.00	\$50.00	\$65.00	\$130.00
		22128	ESSEX	NHP-D00S (591)	150	\$106.00	\$430.00		\$95.00
		22123	BERGEN	STBGP-0208 (302)	246	\$0.01	\$250.00	\$20.00	\$300.00
		22117	PASSAIC	NHP-0020 (301)	300	\$200.00	\$250.00	\$175.00	\$75.00
	2022Q3	22137	UNION	NHP-0022 (353)	200	\$225.00	\$150.00	\$50.00	\$140.00

HISTORICAL BID PRICE LISTING
 BY REGION

REGION: N

PAY ITEM	CALENDAR QUARTER	CONTRACT NUMBER	COUNTY LOCATION	PROJECT DESCRIPTION	BID QUANTITY	AWARD PRICE	SECOND BIDDER	THIRD BIDDER	ESTIMATE

TRAFFIC DIRECTOR, FLAGGER / HOUR									
159141M	2021Q4	20458	MORRIS	NHP-D00S (453)	250	\$20.00	\$0.02	\$100.00	\$60.00
		21453	MORRIS	STBGP-FLEX-D00S (501)	600	\$1.00	\$1.00	\$1.00	\$100.00
		21135	SUSSEX	NHP-0023 (327)	750	\$0.01	\$85.00	\$122.00	\$100.00
		21137	MORRIS	STBGP-FLEX-0046 (346)	1,464	\$0.01	\$0.01	\$0.01	\$120.00
		21138	UNION	NHP-0027 (302)	2,000	\$76.00	\$0.01	\$0.01	\$75.00
	2022Q1	21140	MORRIS	100% State	180	\$99.00	\$89.00	\$100.00	\$109.00
		21139	MORRIS	NHP-0015 (310)	1,000	\$137.00			\$50.00
		22102	UNION	NHP-0022 (350)	1,000	\$1.00	\$0.01	\$1.00	\$1.00
		22401	PASSAIC	STATE	1,000	\$1.00	\$1.00	\$10.00	\$70.00
		22402	UNION	STATE	1,000	\$1.00	\$1.00	\$1.00	\$70.00
		22401	PASSAIC	STATE	2,500	\$1.00	\$1.00	\$1.00	\$70.00
		22402	UNION	STATE	5,000	\$1.00	\$1.00	\$0.01	\$40.00
	2022Q2	22463	MORRIS	N/A	150	\$1.00	\$95.00		\$80.00
		22122	MORRIS	NHP-0015 (311)	240	\$100.00	\$110.00	\$0.01	\$90.00
		22127	BERGEN	CRRSAA-FLEX-0004 (32	240	\$110.00	\$110.00	\$110.06	\$60.00
		22128	ESSEX	NHP-D00S (591)	250	\$10.00	\$175.00		\$75.00
		22117	PASSAIC	NHP-0020 (301)	750	\$125.00	\$138.00	\$95.00	\$6.00
		22115	ESSEX	NHP-0021 (353)	1,000	\$1.00	\$1.00	\$1.00	\$80.00
		22129	MORRIS	STBGP-FLEX-0046 (351)	1,000	\$0.01	\$0.01	\$144.60	\$75.00
	2022Q3	22137	UNION	NHP-0022 (353)	100	\$110.00	\$130.00	\$100.00	\$100.00

EMERGENCY TOWING SERVICE / U									
159144M	2021Q4	21138	UNION	NHP-0027 (302)	5	\$400.00	\$0.01	\$150.00	\$40.00
	2022Q1	22401	PASSAIC	STATE	1	\$200.00	\$100.00	\$500.00	\$5,000
		22402	UNION	STATE	1	\$100.00	\$250.00	\$550.00	\$5,000
	2022Q2	22122	MORRIS	NHP-0015 (311)	3	\$200.00	\$200.00	\$300.00	\$400.00
		22127	BERGEN	CRRSAA-FLEX-0004 (32	4	\$25.00	\$25.00	\$573.35	\$320.00
		22117	PASSAIC	NHP-0020 (301)	10	\$1.00	\$500.00	\$500.00	\$100.00
		22128	ESSEX	NHP-D00S (591)	10	\$250	\$2,195		\$150.00
		22123	BERGEN	STBGP-0208 (302)	40	\$0.01	\$0.01	\$1.00	\$180.00

SCHOOL BUS SERVICE / LS									
159170M	2022Q2	22122	MORRIS	NHP-0015 (311)	1	\$135,000	\$135,000	\$135,000	\$135,000

HISTORICAL BID PRICE LISTING
 BY REGION

REGION: N

PAY ITEM	CALENDAR QUARTER	CONTRACT NUMBER	COUNTY LOCATION	PROJECT DESCRIPTION	BID QUANTITY	AWARD PRICE	SECOND BIDDER	THIRD BIDDER	ESTIMATE

SNOW REMOVAL / LS									
159190M	2022Q2	22117	PASSAIC	NHP-0020 (301)	1	\$1	\$27,500	\$100,000	\$20,000
		22122	MORRIS	NHP-0015 (311)	1	\$10,000	\$30,000	\$500	\$25,000
		22123	BERGEN	STBGP-0208 (302)	1	\$1	\$0	\$1,000	\$2,500
		22127	BERGEN	CRRSAA-FLEX-0004 (32)	1	\$2,500	\$2,500	\$43,417	\$20,000
	2022Q3	22137	UNION	NHP-0022 (353)	1	\$2,500	\$11,000	\$10,000	\$10,000

HISTORICAL BID PRICE LISTING
 BY REGION

REGION: N

PAY ITEM	CALENDAR QUARTER	CONTRACT NUMBER	COUNTY LOCATION	PROJECT DESCRIPTION	BID QUANTITY	AWARD PRICE	SECOND BIDDER	THIRD BIDDER	ESTIMATE

TEMP CRASH CUSH, COMP BAR, TYPE 2, NARR / U									
159200M	2021Q4	21138	UNION	NHP-0027 (302)	6	\$9,185	\$0	\$12,192	\$10,000
		21135	SUSSEX	NHP-0023 (327)	21	\$5,000	\$1	\$0	\$9,000
	2022Q1	21140	MORRIS	100% State	1	\$20,000	\$10,000	\$1	\$10,000
	2022Q2	22127	BERGEN	CRRSAA-FLEX-0004 (32	2	\$11,500	\$11,500	\$22,752	\$6,500
	2022Q3	22137	UNION	NHP-0022 (353)	3	\$15,000	\$11,000	\$100	\$10,000

TEMP CRASH CUSH, COMP, TYPE 3, NARROW / U									
159212M	2022Q1	21140	MORRIS	100% State	1	\$20,000	\$24,000	\$1	\$12,000
		22101	PASSAIC	NHP-0080 (331)	2	\$3,000	\$5,000	\$15,000	\$15,000
	2022Q2	22123	BERGEN	STBGP-0208 (302)	1	\$9,500	\$13,500	\$18,000	\$10,500
		22122	MORRIS	NHP-0015 (311)	3	\$12,000	\$12,500	\$25,000	\$10,000
		22117	PASSAIC	NHP-0020 (301)	6	\$35,000	\$10,000	\$15,000	\$4,150

HISTORICAL BID PRICE LISTING
 BY REGION

REGION: N

PAY ITEM	CALENDAR QUARTER	CONTRACT NUMBER	COUNTY LOCATION	PROJECT DESCRIPTION	BID QUANTITY	AWARD PRICE	SECOND BIDDER	THIRD BIDDER	ESTIMATE

TRAFFIC STRIPES, LATEX, 4" / LF									
159300M	2021Q4	21138	UNION	NHP-0027 (302)	70,000	\$0.40	\$0.45	\$0.40	\$0.50
	2022Q1	22102	UNION	NHP-0022 (350)	64,000	\$0.30	\$0.25	\$0.25	\$1.00
		22402	UNION	STATE	123,784	\$0.01	\$0.25	\$0.12	\$0.30
		22401	PASSAIC	STATE	150,000	\$0.01	\$0.21	\$0.25	\$0.28
		22402	UNION	STATE	150,000	\$0.44	\$0.01	\$0.25	\$0.28
		22401	PASSAIC	STATE	203,001	\$0.01	\$0.01	\$0.01	\$0.30
		21139	MORRIS	NHP-0015 (310)	210,000	\$0.33			\$0.25
	2022Q2	22127	BERGEN	CRRSAA-FLEX-0004 (32	1,200	\$1.10	\$1.10	\$1.15	\$1.00
		22122	MORRIS	NHP-0015 (311)	29,201	\$0.25	\$0.30	\$0.33	\$1.00
		22110	BERGEN	NHP-0017 (307)	141,750	\$0.24	\$0.22	\$0.25	\$0.50
		22115	ESSEX	NHP-0021 (353)	200,000	\$0.53	\$0.28	\$0.20	\$1.00
		22117	PASSAIC	NHP-0020 (301)	200,000	\$0.50	\$0.27	\$0.29	\$0.50

TRAFFIC STRIPES, LATEX, 6" / LF									
159301M	2022Q1	22401	PASSAIC	STATE	37,500	\$0.01	\$0.21	\$0.26	\$0.43
		22402	UNION	STATE	37,500	\$0.24	\$0.01	\$0.25	\$0.43
	2022Q2	22128	ESSEX	NHP-D00S (591)	5,000	\$1.00	\$0.55		\$1.00

TRAFFIC STRIPES, LATEX, 8" / LF									
159302M	2022Q1	22401	PASSAIC	STATE	10,000	\$0.01	\$0.21	\$0.02	\$0.55
		22402	UNION	STATE	10,000	\$0.02	\$0.01	\$0.01	\$0.55
		22402	UNION	STATE	11,350	\$0.01	\$0.05	\$0.01	\$0.60
		21139	MORRIS	NHP-0015 (310)	17,100	\$0.41			\$0.50
		22401	PASSAIC	STATE	33,840	\$0.01	\$0.01	\$0.02	\$0.50

TRAFFIC MARKINGS LINES, LATEX, 4" / LF									
159310M	2021Q4	21135	SUSSEX	NHP-0023 (327)	26,129	\$0.22	\$0.30	\$0.40	\$0.50
	2022Q1	22401	PASSAIC	STATE	500	\$0.01	\$1.05	\$0.55	\$0.55

HISTORICAL BID PRICE LISTING
BY REGION

REGION: N

PAY ITEM	CALENDAR QUARTER	CONTRACT NUMBER	COUNTY LOCATION	PROJECT DESCRIPTION	BID QUANTITY	AWARD PRICE	SECOND BIDDER	THIRD BIDDER	ESTIMATE

TRAFFIC MARKINGS LINES, LATEX, 4" / LF									
159310M	(cont)	22402	UNION	STATE	500	\$1.05	\$0.01	\$1.10	\$0.55

TRAFFIC MARKINGS LINES, LATEX, 8" / LF									
159312M	2021Q4	21138	UNION	NHP-0027 (302)	4,500	\$0.40	\$0.45	\$0.40	\$1.00
	2022Q1	22401	PASSAIC	STATE	500	\$0.01	\$1.05	\$0.75	\$0.83
		22402	UNION	STATE	500	\$1.05	\$0.01	\$1.10	\$0.83
		22401	PASSAIC	STATE	2,014	\$0.01	\$0.01	\$0.40	\$0.50
		22402	UNION	STATE	26,080	\$0.26	\$0.06	\$0.28	\$0.60
	2022Q2	22128	ESSEX	NHP-D00S (591)	700	\$1.00	\$0.80		\$1.00
		22110	BERGEN	NHP-0017 (307)	8,350	\$0.02	\$0.01	\$0.01	\$1.00
		22115	ESSEX	NHP-0021 (353)	11,000	\$0.01	\$0.29	\$0.01	\$1.00

TRAFFIC MARKINGS LINES, LATEX, 12" / LF									
159313M	2021Q4	21138	UNION	NHP-0027 (302)	800	\$0.40	\$1.05	\$1.00	\$1.00

TRAFFIC MARKINGS LINES, LATEX, 24" / LF									
159314M	2021Q4	21135	SUSSEX	NHP-0023 (327)	400	\$1.50	\$3.00	\$1.65	\$2.00
		21138	UNION	NHP-0027 (302)	800	\$1.65	\$2.10	\$2.00	\$2.00
	2022Q1	22401	PASSAIC	STATE	2,500	\$0.01	\$1.57	\$1.25	\$3.30
		22402	UNION	STATE	2,500	\$1.05	\$0.01	\$1.10	\$3.30
		21139	MORRIS	NHP-0015 (310)	4,350	\$1.20			\$1.25
		22402	UNION	STATE	7,586	\$0.77	\$0.08	\$0.80	\$1.80
		22401	PASSAIC	STATE	8,168	\$0.01	\$0.01	\$1.10	\$1.70
	2022Q2	22128	ESSEX	NHP-D00S (591)	700	\$4.00	\$3.95		\$3.00
		22110	BERGEN	NHP-0017 (307)	2,150	\$0.23	\$0.45	\$0.50	\$1.20
		22115	ESSEX	NHP-0021 (353)	4,000	\$0.70	\$1.00	\$0.63	\$1.00
		22117	PASSAIC	NHP-0020 (301)	6,500	\$2.00	\$2.90	\$3.12	\$1.00

TRAFFIC MARKINGS SYMBOLS, LATEX / SF									
159320M	2021Q4	21138	UNION	NHP-0027 (302)	700	\$3.30	\$2.60	\$2.50	\$2.00

HISTORICAL BID PRICE LISTING
 BY REGION

REGION: N

PAY ITEM	CALENDAR QUARTER	CONTRACT NUMBER	COUNTY LOCATION	PROJECT DESCRIPTION	BID QUANTITY	AWARD PRICE	SECOND BIDDER	THIRD BIDDER	ESTIMATE
-----	-----	-----	-----	-----	-----	-----	-----	-----	-----
	2022Q1	22401	PASSAIC	STATE	790	\$0.01	\$0.01	\$1.60	\$1.70
		22401	PASSAIC	STATE	1,250	\$0.01	\$2.62	\$1.55	\$5.50
		22402	UNION	STATE	1,250	\$1.31	\$0.01	\$1.35	\$5.50
		22402	UNION	STATE	5,774	\$1.05	\$0.10	\$1.10	\$1.80
	2022Q2	22117	PASSAIC	NHP-0020 (301)	750	\$3.00	\$3.30	\$3.47	\$3.00

HISTORICAL BID PRICE LISTING
 BY REGION

REGION: N

PAY ITEM	CALENDAR QUARTER	CONTRACT NUMBER	COUNTY LOCATION	PROJECT DESCRIPTION	BID QUANTITY	AWARD PRICE	SECOND BIDDER	THIRD BIDDER	ESTIMATE
-----	-----	-----	-----	-----	-----	-----	-----	-----	-----
TEMPORARY PROTECTED PEDESTRIAN WALKWAY / LF									
159400M	2021Q4	21138	UNION	NHP-0027(302)	6,000	\$70.00	\$0.01	\$50.00	\$40.00

HISTORICAL BID PRICE LISTING
 BY REGION

REGION: N

PAY ITEM	CALENDAR QUARTER	CONTRACT NUMBER	COUNTY LOCATION	PROJECT DESCRIPTION	BID QUANTITY	AWARD PRICE	SECOND BIDDER	THIRD BIDDER	ESTIMATE
FUEL PRICE ADJUSTMENT / DOLL									
160004M	2021Q4	21135	SUSSEX	NHP-0023 (327)	1	\$17,200	\$17,200	\$17,200	\$17,200
		21137	MORRIS	STBGP-FLEX-0046 (346)	1	\$100.00	\$100.00	\$100.00	\$100.00
		21138	UNION	NHP-0027 (302)	1	\$91,600	\$91,600	\$91,600	\$91,600
	2022Q1	21139	MORRIS	NHP-0015 (310)	1	\$300.00			\$300.00
		21140	MORRIS	100% State	1	\$4,600	\$4,600	\$4,600	\$4,600
		22101	PASSAIC	NHP-0080 (331)	1	\$1,200	\$1,200	\$1,200	\$1,200
		22102	UNION	NHP-0022 (350)	1	\$1,300	\$1,300	\$1,300	\$1,300
		22402	UNION	STATE	36,500	\$1.00	\$1.00	\$1.00	\$1.00
		22401	PASSAIC	STATE	38,200	\$1.00	\$1.00	\$1.00	\$1.00
	2022Q2	22110	BERGEN	NHP-0017 (307)	1	\$14,500	\$14,500	\$14,500	\$14,500
		22115	ESSEX	NHP-0021 (353)	1	\$5,500	\$5,500	\$5,500	\$5,500
		22117	PASSAIC	NHP-0020 (301)	1	\$113,100	\$113,100	\$113,100	\$113,100
		22122	MORRIS	NHP-0015 (311)	1	\$15,500	\$15,500	\$15,500	\$15,500
		22123	BERGEN	STBGP-0208 (302)	1	\$13,000	\$13,000	\$13,000	\$13,000
		22127	BERGEN	CRRSAA-FLEX-0004 (32	1	\$8,300	\$8,300	\$8,300	\$8,300
		22129	MORRIS	STBGP-FLEX-0046 (351)	1	\$4,800	\$4,800	\$4,800	\$4,800
		22463	MORRIS	N/A	1,500	\$1.00	\$1.00	\$1.00	\$1.00
	2022Q3	22137	UNION	NHP-0022 (353)	1	\$15,000	\$15,000	\$15,000	\$15,000

ASPHALT PRICE ADJUSTMENT / DOLL									
160007M	2021Q4	21135	SUSSEX	NHP-0023 (327)	1	\$72,300	\$72,300	\$72,300	\$72,300
		21138	UNION	NHP-0027 (302)	1	\$182,100	\$182,100	\$182,100	\$182,100
	2022Q1	21140	MORRIS	100% State	1	\$9,400	\$9,400	\$9,400	\$9,400
		22101	PASSAIC	NHP-0080 (331)	1	\$600.00	\$600.00	\$600.00	\$600.00
		22102	UNION	NHP-0022 (350)	1	\$3,200	\$3,200	\$3,200	\$3,200
		22402	UNION	STATE	54,100	\$1.00	\$1.00	\$1.00	\$1.00
		22401	PASSAIC	STATE	63,000	\$1.00	\$1.00	\$1.00	\$1.00
	2022Q2	22110	BERGEN	NHP-0017 (307)	1	\$25,300	\$25,300	\$25,300	\$25,300
		22115	ESSEX	NHP-0021 (353)	1	\$20,700	\$20,700	\$20,700	\$20,700
		22117	PASSAIC	NHP-0020 (301)	1	\$237,400	\$237,400	\$237,400	\$237,400
		22122	MORRIS	NHP-0015 (311)	1	\$27,000	\$27,000	\$27,000	\$27,000

HISTORICAL BID PRICE LISTING
 BY REGION

REGION: N

PAY ITEM	CALENDAR QUARTER	CONTRACT NUMBER	COUNTY LOCATION	PROJECT DESCRIPTION	BID QUANTITY	AWARD PRICE	SECOND BIDDER	THIRD BIDDER	ESTIMATE
-----	-----	-----	-----	-----	-----	-----	-----	-----	-----
ASPHALT PRICE ADJUSTMENT / DOLL									
160007M	(cont)	22123	BERGEN	STBGP-0208 (302)	1	\$25,800	\$25,800	\$25,800	\$25,800
		22127	BERGEN	CRRSAA-FLEX-0004 (32	1	\$11,600	\$11,600	\$11,600	\$11,600
		22129	MORRIS	STBGP-FLEX-0046 (351)	1	\$8,800	\$8,800	\$8,800	\$8,800
	2022Q3	22137	UNION	NHP-0022 (353)	1	\$33,200	\$33,200	\$33,200	\$33,200

HISTORICAL BID PRICE LISTING
 BY REGION

REGION: N

PAY ITEM	CALENDAR QUARTER	CONTRACT NUMBER	COUNTY LOCATION	PROJECT DESCRIPTION	BID QUANTITY	AWARD PRICE	SECOND BIDDER	THIRD BIDDER	ESTIMATE
FINAL CLEANUP / LS									
161003P	2021Q4	20458	MORRIS	NHP-D00S (453)	1	\$7,168	\$5,000	\$10,000	\$5,000
		20458	MORRIS	NHP-D00S (453)	1	\$1,265	\$5,000	\$5,000	\$5,000
		20458	MORRIS	NHP-D00S (453)	1	\$18,868	\$5,000	\$5,000	\$5,000
		20458	MORRIS	NHP-D00S (453)	1	\$3,330	\$5,000	\$5,000	\$5,000
		20458	MORRIS	NHP-D00S (453)	1	\$18,868	\$5,000	\$5,000	\$5,000
		20458	MORRIS	NHP-D00S (453)	1	\$3,330	\$5,000	\$5,000	\$5,000
		20458	MORRIS	NHP-D00S (453)	1	\$8,995	\$5,000	\$10,000	\$5,000
		21135	SUSSEX	NHP-0023 (327)	1	\$25,000	\$5,000	\$17,500	\$20,000
		21137	MORRIS	STBGP-FLEX-0046 (346)	1	\$1	\$25,000	\$25,000	\$10,000
		21138	UNION	NHP-0027 (302)	1	\$10,000	\$50,000	\$27,485	\$20,000
	2022Q1	21139	MORRIS	NHP-0015 (310)	1	\$35,000			\$8,500
		21140	MORRIS	100% State	1	\$2,500	\$6,700	\$9,500	\$10,000
		22101	PASSAIC	NHP-0080 (331)	1	\$5,000	\$2,500	\$5,000	\$20,000
		22102	UNION	NHP-0022 (350)	1	\$2,000	\$2,500	\$5,000	\$8,500
		22401	PASSAIC	STATE	1	\$5,000	\$5,000	\$5,000	\$5,000
		22461	HUDSON	N/A	1	\$5,000	\$20,000	\$10,000	\$25,000
	2022Q2	22110	BERGEN	NHP-0017 (307)	1	\$3,000	\$5,000	\$23,000	\$15,000
		22115	ESSEX	NHP-0021 (353)	1	\$5,000	\$22,326	\$10,500	\$15,000
		22117	PASSAIC	NHP-0020 (301)	1	\$25,000	\$5,000	\$20,000	\$27,000
		22122	MORRIS	NHP-0015 (311)	1	\$5,000	\$15,000	\$10,000	\$20,000
		22123	BERGEN	STBGP-0208 (302)	1	\$10,000	\$25,000	\$2,500	\$10,000
		22127	BERGEN	CRRSAA-FLEX-0004 (32)	1	\$2,500	\$2,500	\$18,086	\$25,000
		22128	ESSEX	NHP-D00S (591)	1	\$1,000	\$23,500		\$8,500
		22129	MORRIS	STBGP-FLEX-0046 (351)	1	\$25,000	\$1,000	\$27,455	\$10,000
	2022Q3	22137	UNION	NHP-0022 (353)	1	\$2,500	\$6,000	\$10,500	\$20,000

HISTORICAL BID PRICE LISTING
 BY REGION

REGION: N

PAY ITEM	CALENDAR QUARTER	CONTRACT NUMBER	COUNTY LOCATION	PROJECT DESCRIPTION	BID QUANTITY	AWARD PRICE	SECOND BIDDER	THIRD BIDDER	ESTIMATE
VIBRATION MONITORING / LS									
162006P	2022Q1	22101	PASSAIC	NHP-0080 (331)	1	\$10,000	\$1	\$15,000	\$24,000
	2022Q2	22117	PASSAIC	NHP-0020 (301)	1	\$30,000	\$115,000	\$20,000	\$250,000
		22122	MORRIS	NHP-0015 (311)	1	\$10,000	\$80,000	\$90,000	\$45,000
		22127	BERGEN	CRRSAA-FLEX-0004 (32)	1	\$100,000	\$100,000	\$142,960	\$80,000
	2022Q3	22137	UNION	NHP-0022 (353)	1	\$50,000	\$23,000	\$55,000	\$40,000

HISTORICAL BID PRICE LISTING
 BY REGION

REGION: N

PAY ITEM	CALENDAR QUARTER	CONTRACT NUMBER	COUNTY LOCATION	PROJECT DESCRIPTION	BID QUANTITY	AWARD PRICE	SECOND BIDDER	THIRD BIDDER	ESTIMATE
CLEARING SITE / LS									
201003P	2021Q4	21135	SUSSEX	NHP-0023 (327)	1	\$200,000	\$150,000	\$150,000	\$150,000
		21137	MORRIS	STBGP-FLEX-0046 (346)	1	\$43,000	\$50,000	\$90,000	\$50,000
		21138	UNION	NHP-0027 (302)	1	\$50,000	\$200,000	\$225,000	\$200,000
	2022Q1	21139	MORRIS	NHP-0015 (310)	1	\$35,000			\$40,000
		21140	MORRIS	100% State	1	\$30,000	\$30,000	\$30,000	\$30,000
		22101	PASSAIC	NHP-0080 (331)	1	\$150,000	\$92,000	\$150,000	\$150,000
		22102	UNION	NHP-0022 (350)	1	\$2,000	\$2,500	\$10,000	\$40,000
		22401	PASSAIC	STATE	1	\$5,000	\$7,500	\$5,000	\$20,000
		22402	UNION	STATE	1	\$7,500	\$5,000	\$5,000	\$20,000
	2022Q2	22110	BERGEN	NHP-0017 (307)	1	\$5,000	\$25,000	\$23,000	\$60,000
		22115	ESSEX	NHP-0021 (353)	1	\$10,000	\$3,351	\$7,500	\$60,000
		22117	PASSAIC	NHP-0020 (301)	1	\$350,000	\$350,000	\$350,000	\$325,000
		22122	MORRIS	NHP-0015 (311)	1	\$150,000	\$150,000	\$150,000	\$150,000
		22123	BERGEN	STBGP-0208 (302)	1	\$50,000	\$50,000	\$50,000	\$50,000
		22127	BERGEN	CRRSAA-FLEX-0004 (32)	1	\$275,000	\$275,000	\$94,415	\$275,000
		22128	ESSEX	NHP-D00S (591)	1	\$40,000	\$83,375		\$40,000
		22129	MORRIS	STBGP-FLEX-0046 (351)	1	\$40,000	\$83,000	\$113,220	\$50,000
	2022Q3	22137	UNION	NHP-0022 (353)	1	\$150,000	\$130,000	\$150,000	\$150,000

CLEARING SITE, BRIDGE () / LS									
201006P	2021Q4	21138	UNION	NHP-0027 (302)	1	\$15,600	\$7,400	\$12,500	\$7,500
		21138	UNION	NHP-0027 (302)	1	\$7,855	\$7,500	\$15,000	\$7,500
	2022Q1	21140	MORRIS	100% State	1	\$540,000	\$540,000	\$540,000	\$540,000
		22101	PASSAIC	NHP-0080 (331)	1	\$731,070	\$150,000	\$250,000	\$125,000
		22461	HUDSON	N/A	1	\$1,643,000	\$1,352,345	\$635,000	\$950,000
	2022Q2	22122	MORRIS	NHP-0015 (311)	1	\$200,000	\$200,000	\$200,000	\$200,000
		22123	BERGEN	STBGP-0208 (302)	1	\$25,000	\$25,000	\$25,000	\$25,000
		22127	BERGEN	CRRSAA-FLEX-0004 (32)	1	\$1,112,000	\$1,112,000	\$2,150,000	\$729,203
	2022Q3	22137	UNION	NHP-0022 (353)	1	\$500,000	\$500,000	\$689,734	\$500,000

RESET MONITORING WELL BOX / U									
201020M	2022Q2	22117	PASSAIC	NHP-0020 (301)	3	\$1,000	\$800	\$1,500	\$640.00

HISTORICAL BID PRICE LISTING
 BY REGION

REGION: N

PAY ITEM	CALENDAR QUARTER	CONTRACT NUMBER	COUNTY LOCATION	PROJECT DESCRIPTION	BID QUANTITY	AWARD PRICE	SECOND BIDDER	THIRD BIDDER	ESTIMATE

ASBESTOS REMOVAL, BRIDGE NO. ___ / LS									
201037P	2022Q1	22101	PASSAIC	NHP-0080 (331)	1	\$3,000	\$1	\$7,000	\$15,000

TEMPORARY SHIELDING / LS									
201039P	2021Q4	21138	UNION	NHP-0027 (302)	1	\$9,790	\$1,800	\$10,000	\$30,000
	2022Q1	21140	MORRIS	100% State	1	\$100,000	\$450,000	\$320,000	\$735,000
		22101	PASSAIC	NHP-0080 (331)	1	\$1,000	\$1	\$1,000	\$70,000
		22461	HUDSON	N/A	1	\$100,000	\$200,000	\$250,000	\$185,000
	2022Q2	22122	MORRIS	NHP-0015 (311)	1	\$5,000	\$200,000	\$342,100	\$150,000
		22127	BERGEN	CRRSAA-FLEX-0004 (32	1	\$750,000	\$750,000	\$1,470,000	\$397,144

HISTORICAL BID PRICE LISTING
 BY REGION

REGION: N

PAY ITEM	CALENDAR QUARTER	CONTRACT NUMBER	COUNTY LOCATION	PROJECT DESCRIPTION	BID QUANTITY	AWARD PRICE	SECOND BIDDER	THIRD BIDDER	ESTIMATE
STRIPPING / ACRE									
202003P	2021Q4	21135	SUSSEX	NHP-0023 (327)	4	\$6,500	\$1	\$16,500	\$6,000
	2022Q2	22129	MORRIS	STBGP-FLEX-0046 (351)	0.30	\$2,000	\$22,000	\$31,183	\$3,200
		22122	MORRIS	NHP-0015 (311)	1	\$15,000	\$2,500	\$22,000	\$7,500
		22127	BERGEN	CRRSAA-FLEX-0004 (32)	1	\$30,000	\$30,000	\$29,454	\$7,600
		22117	PASSAIC	NHP-0020 (301)	3	\$7,000	\$12,000	\$18,000	\$7,930
	2022Q3	22137	UNION	NHP-0022 (353)	1	\$9,000	\$9,000	\$3,500	\$7,500

EXCAVATION, TEST PIT / CY									
202006M	2021Q4	21135	SUSSEX	NHP-0023 (327)	25	\$400.00	\$300.00	\$330.00	\$200.00
		21138	UNION	NHP-0027 (302)	250	\$110.00	\$250.00	\$300.00	\$100.00
	2022Q1	22101	PASSAIC	NHP-0080 (331)	20	\$250.00	\$150.00	\$150.00	\$120.00
		22427	BERGEN	100% STATE	40	\$50.00	\$50.00	\$100.00	\$100.00
	2022Q2	22122	MORRIS	NHP-0015 (311)	10	\$500.00	\$50.00	\$200.00	\$250.00
		22127	BERGEN	CRRSAA-FLEX-0004 (32)	30	\$175.00	\$175.00	\$252.67	\$165.00
		22463	MORRIS	N/A	30	\$1.00	\$50.00		\$10.00
		22117	PASSAIC	NHP-0020 (301)	50	\$280.00	\$425.00	\$350.00	\$110.00
		22129	MORRIS	STBGP-FLEX-0046 (351)	50	\$500.00	\$300.00	\$175.24	\$200.00
		22128	ESSEX	NHP-D00S (591)	300	\$75.00	\$205.00		\$80.00
	2022Q3	22137	UNION	NHP-0022 (353)	100	\$220.00	\$500.00	\$50.00	\$125.00

EXCAVATION, UNCLASSIFIED / CY									
202009P	2021Q4	21137	MORRIS	STBGP-FLEX-0046 (346)	203	\$60.50	\$35.00	\$50.00	\$80.00
		21138	UNION	NHP-0027 (302)	337	\$50.00	\$35.00	\$350.00	\$75.00
		21135	SUSSEX	NHP-0023 (327)	12,645	\$25.00	\$23.00	\$55.50	\$40.00
	2022Q1	21140	MORRIS	100% State	69	\$50.00	\$40.00	\$100.00	\$75.00
		22401	PASSAIC	STATE	70	\$2.00	\$35.00	\$30.00	\$75.00
		22101	PASSAIC	NHP-0080 (331)	98	\$60.00	\$50.00	\$100.00	\$50.00
		22402	UNION	STATE	100	\$25.00	\$5.00	\$25.00	\$75.00

HISTORICAL BID PRICE LISTING
 BY REGION

REGION: N

PAY ITEM	CALENDAR QUARTER	CONTRACT NUMBER	COUNTY LOCATION	PROJECT DESCRIPTION	BID QUANTITY	AWARD PRICE	SECOND BIDDER	THIRD BIDDER	ESTIMATE

EXCAVATION, UNCLASSIFIED / CY									
202009P	(cont)	21140	MORRIS	100% State	716	\$50.00	\$40.00	\$50.00	\$80.00
		22401	PASSAIC	STATE	1,000	\$1.00	\$1.00	\$20.00	\$27.00
		22402	UNION	STATE	1,000	\$1.00	\$0.10	\$1.00	\$27.00
		22101	PASSAIC	NHP-0080 (331)	4,100	\$35.00	\$50.00	\$65.00	\$50.00
	2022Q2	22117	PASSAIC	NHP-0020 (301)	3	\$4,000	\$180	\$2,500	\$20.00
		22117	PASSAIC	NHP-0020 (301)	4	\$3,000	\$150	\$3,500	\$20.00
		22117	PASSAIC	NHP-0020 (301)	30	\$800.00	\$150.00	\$900.00	\$20.00
		22117	PASSAIC	NHP-0020 (301)	60	\$300.00	\$75.00	\$125.00	\$20.00
		22117	PASSAIC	NHP-0020 (301)	65	\$370.00	\$50.00	\$450.00	\$20.00
		22122	MORRIS	NHP-0015 (311)	677	\$150.00	\$40.00	\$100.00	\$50.00
		22123	BERGEN	STBGP-0208 (302)	915	\$48.00	\$100.00	\$122.00	\$50.00
		22123	BERGEN	STBGP-0208 (302)	1,950	\$1.00	\$55.00	\$30.00	\$50.00
		22129	MORRIS	STBGP-FLEX-0046 (351)	2,392	\$40.00	\$65.00	\$108.21	\$120.00
		22122	MORRIS	NHP-0015 (311)	2,950	\$75.00	\$60.00	\$220.00	\$55.00
		22127	BERGEN	CRRSAA-FLEX-0004 (32	6,064	\$475.00	\$475.00	\$155.10	\$40.00
		22117	PASSAIC	NHP-0020 (301)	9,207	\$56.00	\$15.00	\$45.00	\$20.00
	2022Q3	22137	UNION	NHP-0022 (353)	1,333	\$55.00	\$45.00	\$50.00	\$60.00
		22137	UNION	NHP-0022 (353)	1,460	\$30.00	\$60.00	\$50.00	\$50.00

EXCAVATION, REGULATED MATERIAL / CY									
202015P	2022Q2	22117	PASSAIC	NHP-0020 (301)	7,450	\$56.00	\$80.00	\$50.00	\$28.00

REMOVAL OF PAVEMENT / SY									
202021P	2021Q4	21138	UNION	NHP-0027 (302)	1,777	\$69.00	\$80.00	\$65.00	\$35.00
		21135	SUSSEX	NHP-0023 (327)	10,519	\$35.00	\$18.00	\$35.00	\$25.00
	2022Q1	22402	UNION	STATE	88	\$45.00	\$10.00	\$50.00	\$100.00
		21140	MORRIS	100% State	400	\$25.00	\$25.00	\$50.00	\$40.00
		22101	PASSAIC	NHP-0080 (331)	410	\$40.00	\$50.00	\$26.00	\$25.00
	2022Q2	22122	MORRIS	NHP-0015 (311)	1,514	\$45.00	\$30.00	\$22.00	\$30.00
		22123	BERGEN	STBGP-0208 (302)	1,794	\$30.00	\$75.00	\$20.00	\$10.00

HISTORICAL BID PRICE LISTING
 BY REGION

REGION: N

PAY ITEM	CALENDAR QUARTER	CONTRACT NUMBER	COUNTY LOCATION	PROJECT DESCRIPTION	BID QUANTITY	AWARD PRICE	SECOND BIDDER	THIRD BIDDER	ESTIMATE

REMOVAL OF PAVEMENT / SY									
202021P	(cont)	22129	MORRIS	STBGP-FLEX-0046 (351)	2,574	\$65.00	\$100.00	\$32.36	\$50.00
		22127	BERGEN	CRRSAA-FLEX-0004 (32)	4,681	\$45.00	\$45.00	\$78.34	\$25.00
		22117	PASSAIC	NHP-0020 (301)	32,975	\$26.00	\$32.00	\$29.00	\$12.00
	2022Q3	22137	UNION	NHP-0022 (353)	5,305	\$35.00	\$47.00	\$45.00	\$40.00

DISPOSAL OF REGULATED MATERIAL / T									
202024M	2021Q4	22434	BERGEN	N/A	75	\$143.75	\$200.00	\$200.00	\$95.00
		22418	MORRIS	N/A	80	\$50.00	\$50.00	\$50.00	\$50.00
		22412	UNION	N/A	100	\$0.01	\$50.00	\$50.00	\$70.00
		22415	BERGEN	N/A	125	\$50.00	\$0.01	\$50.00	\$70.00
	2022Q2	22117	PASSAIC	NHP-0020 (301)	13,075	\$55.00	\$43.00	\$100.00	\$22.00

SUBSOIL SCARIFICATION / SY									
202050M	2021Q4	21135	SUSSEX	NHP-0023 (327)	833	\$2.00	\$5.00	\$2.00	\$5.00

EXCAVATION, VERTICAL TEST HOLE / U									
202051M	2021Q4	21138	UNION	NHP-0027 (302)	15	\$1,100	\$1,050	\$1,300	\$500.00

LINE DRILLING / SY									
202070M	2022Q2	22127	BERGEN	CRRSAA-FLEX-0004 (32)	250	\$200.00	\$200.00	\$378.41	\$600.00

HISTORICAL BID PRICE LISTING
 BY REGION

REGION: N

PAY ITEM -----	CALENDAR QUARTER	CONTRACT NUMBER	COUNTY LOCATION	PROJECT DESCRIPTION	BID QUANTITY	AWARD PRICE	SECOND BIDDER	THIRD BIDDER	ESTIMATE
-----	-----	-----	-----	-----	-----	-----	-----	-----	-----
ROCK BOLT / U									
202102P	2022Q2	22127	BERGEN	CRRSAA-FLEX-0004 (32	25	\$5,000	\$5,000	\$12,614	\$6,600

HISTORICAL BID PRICE LISTING
 BY REGION

REGION: N

PAY ITEM	CALENDAR QUARTER	CONTRACT NUMBER	COUNTY LOCATION	PROJECT DESCRIPTION	BID QUANTITY	AWARD PRICE	SECOND BIDDER	THIRD BIDDER	ESTIMATE

BREAKING PAVEMENT / SY									
203003P	2022Q2	22122	MORRIS	NHP-0015 (311)	1,131	\$20.00	\$5.00	\$8.00	\$3.00

I-7 SOIL AGGREGATE / CY									
203006P	2021Q4	21137	MORRIS	STBGP-FLEX-0046 (346)	21	\$63.75	\$30.00	\$75.00	\$60.00

I-8 SOIL AGGREGATE / CY									
203007P	2021Q4	21135	SUSSEX	NHP-0023 (327)	600	\$60.00	\$68.00	\$54.00	\$80.00

I-9 SOIL AGGREGATE / CY									
203009P	2022Q1	22101	PASSAIC	NHP-0080 (331)	30	\$50.00	\$75.00	\$85.00	\$100.00
		21140	MORRIS	100% State	560	\$115.00	\$80.00	\$80.00	\$100.00
	2022Q2	22127	BERGEN	CRRSAA-FLEX-0004 (32	2,037	\$60.00	\$60.00	\$78.23	\$80.00

I-10 SOIL AGGREGATE / CY									
203012P	2022Q2	22117	PASSAIC	NHP-0020 (301)	50	\$300.00	\$90.00	\$150.00	\$65.00

I-14 SOIL AGGREGATE / CY									
203021P	2021Q4	21138	UNION	NHP-0027 (302)	260	\$45.00	\$150.00	\$50.00	\$50.00
	2022Q1	22401	PASSAIC	STATE	34	\$10.00	\$25.00	\$80.00	\$75.00
	2022Q2	22129	MORRIS	STBGP-FLEX-0046 (351)	57	\$130.00	\$40.00	\$100.11	\$45.00
		22117	PASSAIC	NHP-0020 (301)	6,383	\$1.00	\$0.01	\$59.00	\$20.00
	2022Q3	22137	UNION	NHP-0022 (353)	1,148	\$10.00	\$13.50	\$10.00	\$32.00

GEOTEXTILE / SY									
203040M	2022Q1	22401	PASSAIC	STATE	500	\$1.00	\$1.00	\$1.00	\$2.20

HISTORICAL BID PRICE LISTING
 BY REGION

REGION: N

PAY ITEM	CALENDAR QUARTER	CONTRACT NUMBER	COUNTY LOCATION	PROJECT DESCRIPTION	BID QUANTITY	AWARD PRICE	SECOND BIDDER	THIRD BIDDER	ESTIMATE

GEOTEXTILE / SY									
203040M	(cont)	22402	UNION	STATE	500	\$1.00	\$0.15	\$1.00	\$2.20
	2022Q2	22117	PASSAIC	NHP-0020 (301)	17,275	\$3.00	\$2.25	\$3.00	\$1.00
	2022Q3	22137	UNION	NHP-0022 (353)	3,854	\$2.10	\$2.50	\$5.00	\$5.00

GEOTEXTILE, ROADWAY STABILIZATION / SY									
203041P	2021Q4	21138	UNION	NHP-0027 (302)	250	\$5.00	\$30.00	\$1.00	\$5.00
		21135	SUSSEX	NHP-0023 (327)	3,050	\$3.00	\$3.00	\$0.01	\$5.00
	2022Q2	22127	BERGEN	CRRSAA-FLEX-0004 (32)	470	\$4.00	\$4.00	\$13.38	\$5.00
		22123	BERGEN	STBGP-0208 (302)	1,318	\$5.00	\$5.00	\$2.50	\$4.00

CONTROLLED LOW STRENGTH MATERIAL / CY									
203050M	2022Q2	22123	BERGEN	STBGP-0208 (302)	140	\$1.00	\$250.00	\$250.00	\$220.00
	2022Q3	22137	UNION	NHP-0022 (353)	550	\$50.00	\$310.00	\$200.00	\$450.00

FLOWABLE CONCRETE FILL / CY									
203054M	2022Q2	22117	PASSAIC	NHP-0020 (301)	112	\$300.00	\$235.00	\$480.00	\$275.00

LIGHTWEIGHT SOIL AGGREGATE / CY									
203056P	2022Q2	22122	MORRIS	NHP-0015 (311)	2,200	\$150.00	\$120.00	\$120.00	\$90.00

HISTORICAL BID PRICE LISTING
 BY REGION

REGION: N

PAY ITEM ----- SUBBASE / CY	CALENDAR QUARTER	CONTRACT NUMBER	COUNTY LOCATION	PROJECT DESCRIPTION	BID QUANTITY	AWARD PRICE	SECOND BIDDER	THIRD BIDDER	ESTIMATE
-----	-----	-----	-----	-----	-----	-----	-----	-----	-----
301006P	2021Q4	21135	SUSSEX	NHP-0023 (327)	3,458	\$50.00	\$55.00	\$65.00	\$50.00
	2022Q1	21140	MORRIS	100% State	20	\$100.00	\$75.00	\$200.00	\$140.00
		22101	PASSAIC	NHP-0080 (331)	123	\$80.00	\$150.00	\$125.00	\$80.00
	2022Q2	22123	BERGEN	STBGP-0208 (302)	220	\$95.00	\$165.00	\$100.00	\$65.00
		22127	BERGEN	CRRSAA-FLEX-0004 (32	1,364	\$70.00	\$70.00	\$81.19	\$60.00

HISTORICAL BID PRICE LISTING
BY REGION

REGION: N

PAY ITEM	CALENDAR QUARTER	CONTRACT NUMBER	COUNTY LOCATION	PROJECT DESCRIPTION	BID QUANTITY	AWARD PRICE	SECOND BIDDER	THIRD BIDDER	ESTIMATE

DENSE-GRADED AGGREGATE BASE COURSE, 4" T / SY									
302033P	2021Q4	21137	MORRIS	STBGP-FLEX-0046 (346)	31	\$53.25	\$25.00	\$25.00	\$50.00
		21135	SUSSEX	NHP-0023 (327)	2,039	\$7.00	\$7.00	\$8.00	\$10.00
	2022Q2	22129	MORRIS	STBGP-FLEX-0046 (351)	2,401	\$18.00	\$25.00	\$19.18	\$30.00

DENSE-GRADED AGGREGATE BASE COURSE, 6" T / SY									
302036P	2021Q4	21138	UNION	NHP-0027 (302)	1,101	\$7.00	\$35.00	\$65.00	\$15.00
		21135	SUSSEX	NHP-0023 (327)	1,159	\$0.01	\$8.00	\$17.00	\$15.00
	2022Q2	22127	BERGEN	CRRSAA-FLEX-0004 (32	546	\$15.00	\$15.00	\$16.94	\$21.00
		22117	PASSAIC	NHP-0020 (301)	11,955	\$8.50	\$20.00	\$13.00	\$10.00

DENSE-GRADED AGGREGATE BASE COURSE, 8" T / SY									
302042P	2021Q4	21135	SUSSEX	NHP-0023 (327)	10,709	\$8.00	\$9.00	\$12.50	\$18.00
	2022Q1	22101	PASSAIC	NHP-0080 (331)	289	\$35.00	\$20.00	\$22.00	\$30.00
		21140	MORRIS	100% State	440	\$20.00	\$15.00	\$15.00	\$17.00
	2022Q2	22129	MORRIS	STBGP-FLEX-0046 (351)	868	\$35.00	\$40.00	\$24.41	\$40.00
		22123	BERGEN	STBGP-0208 (302)	1,372	\$21.00	\$35.00	\$30.00	\$15.00
		22127	BERGEN	CRRSAA-FLEX-0004 (32	4,515	\$19.00	\$19.00	\$17.73	\$18.00
	2022Q3	22137	UNION	NHP-0022 (353)	3,659	\$20.50	\$10.00	\$18.00	\$20.00

DENSE-GRADED AGGREGATE BASE COURSE, 12" / SY									
302048P	2022Q2	22122	MORRIS	NHP-0015 (311)	1,358	\$35.00	\$20.00	\$25.00	\$25.00
		22117	PASSAIC	NHP-0020 (301)	22,996	\$12.00	\$14.50	\$16.00	\$18.00

DENSE-GRADED AGGREGATE BASE COURSE, VARI / CY									
302051P	2021Q4	21138	UNION	NHP-0027 (302)	100	\$45.00	\$205.00	\$50.00	\$55.00

HISTORICAL BID PRICE LISTING
 BY REGION

REGION: N

PAY ITEM	CALENDAR QUARTER	CONTRACT NUMBER	COUNTY LOCATION	PROJECT DESCRIPTION	BID QUANTITY	AWARD PRICE	SECOND BIDDER	THIRD BIDDER	ESTIMATE
DENSE-GRADED AGGREGATE BASE COURSE, VARI / CY									
302051P	2022Q1	21139	MORRIS	NHP-0015 (310)	61	\$300.00			\$40.00
		22401	PASSAIC	STATE	100	\$5.00	\$30.00	\$42.00	\$65.00
		22402	UNION	STATE	100	\$35.00	\$5.00	\$30.00	\$65.00
		22401	PASSAIC	STATE	350	\$2.00	\$10.00	\$60.00	\$44.00
		22402	UNION	STATE	350	\$10.00	\$1.00	\$20.00	\$44.00
	2022Q2	22115	ESSEX	NHP-0021 (353)	12	\$100.00	\$81.08	\$35.00	\$325.00
		22129	MORRIS	STBGP-FLEX-0046 (351)	254	\$130.00	\$10.00	\$92.57	\$55.00
		22117	PASSAIC	NHP-0020 (301)	270	\$50.00	\$70.00	\$75.00	\$35.00
		22122	MORRIS	NHP-0015 (311)	299	\$100.00	\$60.00	\$100.00	\$40.00
	2022Q3	22137	UNION	NHP-0022 (353)	457	\$56.00	\$45.00	\$60.00	\$50.00

COARSE GRADE AGGREGATE, SIZE NO. 4 / CY									
302053P	2021Q4	21135	SUSSEX	NHP-0023 (327)	300	\$50.00	\$65.00	\$95.00	\$40.00

COARSE AGGREGATE, SIZE NO. 57 / CY									
302060P	2021Q4	21135	SUSSEX	NHP-0023 (327)	500	\$0.01	\$65.00	\$45.00	\$50.00
	2022Q1	21140	MORRIS	100% State	48	\$107.00	\$60.00	\$60.00	\$90.00
		22401	PASSAIC	STATE	125	\$5.00	\$10.00	\$70.00	\$81.00
		22402	UNION	STATE	125	\$10.00	\$1.00	\$20.00	\$81.00
		22101	PASSAIC	NHP-0080 (331)	2,285	\$55.00	\$60.00	\$80.00	\$61.00
	2022Q2	22117	PASSAIC	NHP-0020 (301)	2	\$40.00	\$331.00	\$240.00	\$205.00
		22117	PASSAIC	NHP-0020 (301)	22	\$40.00	\$72.00	\$240.00	\$70.00
		22122	MORRIS	NHP-0015 (311)	30	\$100.00	\$60.00	\$100.00	\$60.00
		22123	BERGEN	STBGP-0208 (302)	45	\$100.00	\$250.00	\$95.00	\$55.00
		22127	BERGEN	CRRSAA-FLEX-0004 (32)	310	\$30.00	\$30.00	\$67.12	\$37.00
	2022Q3	22137	UNION	NHP-0022 (353)	360	\$30.00	\$97.00	\$75.00	\$45.00

HISTORICAL BID PRICE LISTING
 BY REGION

REGION: N

PAY ITEM	CALENDAR QUARTER	CONTRACT NUMBER	COUNTY LOCATION	PROJECT DESCRIPTION	BID QUANTITY	AWARD PRICE	SECOND BIDDER	THIRD BIDDER	ESTIMATE

CONCRETE BASE COURSE, 8" THICK / SY									
304003P	2021Q4	21135	SUSSEX	NHP-0023 (327)	1,176	\$115.00	\$100.00	\$70.00	\$100.00
	2022Q2	22127	BERGEN	CRRSAA-FLEX-0004 (32	69	\$225.00	\$225.00	\$252.28	\$150.00

CONCRETE BASE COURSE, 10" THICK / SY									
304009P	2022Q2	22127	BERGEN	CRRSAA-FLEX-0004 (32	64	\$260.00	\$260.00	\$286.68	\$200.00

HISTORICAL BID PRICE LISTING
BY REGION

REGION: N

PAY ITEM	CALENDAR QUARTER	CONTRACT NUMBER	COUNTY LOCATION	PROJECT DESCRIPTION	BID QUANTITY	AWARD PRICE	SECOND BIDDER	THIRD BIDDER	ESTIMATE

HMA MILLING, 3" OR LESS / SY									
401009P	2021Q4	21137	MORRIS	STBGP-FLEX-0046 (346)	24	\$162.50	\$25.00	\$50.00	\$20.00
		21135	SUSSEX	NHP-0023 (327)	9,898	\$5.00	\$7.50	\$8.00	\$7.00
		21138	UNION	NHP-0027 (302)	242,111	\$4.15	\$6.25	\$6.00	\$4.00
	2022Q1	22101	PASSAIC	NHP-0080 (331)	729	\$15.00	\$25.00	\$27.00	\$10.00
		21139	MORRIS	NHP-0015 (310)	2,986	\$20.00			\$16.00
		21140	MORRIS	100% State	15,662	\$7.00	\$5.50	\$9.00	\$7.00
		22102	UNION	NHP-0022 (350)	45,601	\$4.60	\$5.35	\$3.61	\$10.00
		22402	UNION	STATE	137,133	\$3.60	\$3.90	\$3.85	\$3.50
		22401	PASSAIC	STATE	185,000	\$2.60	\$1.00	\$4.00	\$3.50
		22402	UNION	STATE	185,000	\$1.00	\$1.00	\$1.00	\$3.50
		22401	PASSAIC	STATE	257,717	\$3.25	\$4.08	\$5.00	\$3.50
	2022Q2	22127	BERGEN	CRRSAA-FLEX-0004 (32	1,183	\$25.00	\$25.00	\$25.97	\$16.00
		22129	MORRIS	STBGP-FLEX-0046 (351)	6,042	\$9.50	\$15.60	\$13.94	\$12.00
		22122	MORRIS	NHP-0015 (311)	7,369	\$7.00	\$7.00	\$7.50	\$10.00
		22123	BERGEN	STBGP-0208 (302)	22,217	\$5.75	\$7.00	\$6.50	\$8.00
		22115	ESSEX	NHP-0021 (353)	58,800	\$3.70	\$6.29	\$5.20	\$6.00
		22117	PASSAIC	NHP-0020 (301)	168,333	\$8.00	\$9.00	\$14.00	\$4.00
		22110	BERGEN	NHP-0017 (307)	173,920	\$3.25	\$2.60	\$4.85	\$10.00
	2022Q3	22137	UNION	NHP-0022 (353)	8,017	\$16.00	\$13.00	\$25.00	\$11.00

HMA MILLING, MORE THAN 3" TO 6" / SY									
401012P	2021Q4	21135	SUSSEX	NHP-0023 (327)	53	\$6.00	\$10.00	\$50.00	\$10.00
	2022Q1	22401	PASSAIC	STATE	18,500	\$0.50	\$0.01	\$7.00	\$2.00
		22402	UNION	STATE	18,500	\$0.10	\$0.10	\$1.00	\$2.00
	2022Q2	22122	MORRIS	NHP-0015 (311)	60	\$10.00	\$9.00	\$66.00	\$45.00
		22123	BERGEN	STBGP-0208 (302)	1,701	\$8.00	\$9.50	\$9.00	\$10.00
	2022Q3	22137	UNION	NHP-0022 (353)	4,609	\$18.50	\$22.00	\$30.00	\$12.00

HMA MILLING, MORE THAN 6" TO 9" / SY									
401014P	2022Q2	22122	MORRIS	NHP-0015 (311)	38	\$11.00	\$12.00	\$26.00	\$55.00

HISTORICAL BID PRICE LISTING
 BY REGION

REGION: N

PAY ITEM	CALENDAR QUARTER	CONTRACT NUMBER	COUNTY LOCATION	PROJECT DESCRIPTION	BID QUANTITY	AWARD PRICE	SECOND BIDDER	THIRD BIDDER	ESTIMATE
CONCRETE MILLING / SY									
401015P	2021Q4	21138	UNION	NHP-0027 (302)	1,500	\$6.00	\$5.25	\$9.00	\$6.00
	2022Q1	22402	UNION	STATE	100	\$1.00	\$10.00	\$3.85	\$10.00
		22401	PASSAIC	STATE	2,000	\$10.25	\$1.00	\$4.25	\$8.80
		22402	UNION	STATE	2,000	\$1.00	\$10.25	\$1.00	\$8.80
	2022Q2	22117	PASSAIC	NHP-0020 (301)	17,000	\$1.00	\$6.75	\$21.00	\$1.00
	2022Q3	22137	UNION	NHP-0022 (353)	100	\$20.00	\$23.00	\$24.00	\$15.00

MICRO-MILLING / SY									
401017P	2022Q1	21139	MORRIS	NHP-0015 (310)	1,798	\$21.00			\$17.00
	2022Q2	22115	ESSEX	NHP-0021 (353)	100,100	\$6.15	\$5.00	\$7.60	\$6.00

HOT MIX ASPHALT PAVEMENT REPAIR / SY									
401021M	2021Q4	21137	MORRIS	STBGP-FLEX-0046 (346)	100	\$12.50	\$150.00	\$150.00	\$130.00
		21138	UNION	NHP-0027 (302)	1,000	\$35.00	\$78.00	\$0.01	\$70.00
		21135	SUSSEX	NHP-0023 (327)	1,500	\$0.01	\$0.01	\$26.00	\$60.00
	2022Q1	22101	PASSAIC	NHP-0080 (331)	50	\$20.00	\$50.00	\$50.00	\$80.00
		22402	UNION	STATE	100	\$75.00	\$1.00	\$75.00	\$100.00
		22401	PASSAIC	STATE	357	\$1.00	\$95.00	\$45.00	\$50.00
		22401	PASSAIC	STATE	1,500	\$10.00	\$10.00	\$73.00	\$55.00
		22402	UNION	STATE	1,500	\$10.00	\$5.00	\$25.00	\$55.00
	2022Q2	22127	BERGEN	CRRSAA-FLEX-0004 (32	60	\$150.00	\$150.00	\$286.68	\$74.00
		22129	MORRIS	STBGP-FLEX-0046 (351)	100	\$100.00	\$99.00	\$338.81	\$125.00
		22115	ESSEX	NHP-0021 (353)	300	\$80.00	\$332.71	\$75.00	\$60.00
		22110	BERGEN	NHP-0017 (307)	450	\$50.00	\$80.00	\$10.00	\$85.00
		22117	PASSAIC	NHP-0020 (301)	4,600	\$1.00	\$27.00	\$80.00	\$40.00
	2022Q3	22137	UNION	NHP-0022 (353)	100	\$50.00	\$62.00	\$50.00	\$75.00

SEALING OF CRACKS IN HOT MIX ASPHALT SUR / LF									
401024M	2022Q1	21139	MORRIS	NHP-0015 (310)	1,500	\$3.50			\$2.00

HISTORICAL BID PRICE LISTING
BY REGION

REGION: N

PAY ITEM	CALENDAR QUARTER	CONTRACT NUMBER	COUNTY LOCATION	PROJECT DESCRIPTION	BID QUANTITY	AWARD PRICE	SECOND BIDDER	THIRD BIDDER	ESTIMATE
SEALING OF CRACKS IN HOT MIX ASPHALT SUR / LF		22401	PASSAIC	STATE	2,250	\$0.20	\$0.01	\$3.00	\$1.10
401024M	(cont)	22402	UNION	STATE	2,250	\$0.01	\$0.01	\$0.85	\$1.10
	2022Q2	22115	ESSEX	NHP-0021 (353)	1,000	\$1.00	\$3.50	\$2.50	\$3.00

POLYMERIZED JOINT ADHESIVE / LF									
401027M	2021Q4	21137	MORRIS	STBGP-FLEX-0046 (346)	243	\$6.75	\$1.00	\$10.00	\$2.00
		21135	SUSSEX	NHP-0023 (327)	20,630	\$0.50	\$0.75	\$0.65	\$1.00
		21138	UNION	NHP-0027 (302)	145,000	\$0.35	\$0.70	\$0.45	\$1.00
	2022Q1	22101	PASSAIC	NHP-0080 (331)	1,393	\$1.00	\$2.50	\$2.50	\$2.00
		21140	MORRIS	100% State	10,000	\$0.50	\$0.50	\$1.00	\$2.00
		22102	UNION	NHP-0022 (350)	22,500	\$1.12	\$0.45	\$0.45	\$1.00
		21139	MORRIS	NHP-0015 (310)	70,000	\$0.01			\$0.80
		22402	UNION	STATE	178,531	\$0.01	\$0.01	\$0.22	\$0.50
		22401	PASSAIC	STATE	200,000	\$0.33	\$0.01	\$0.42	\$0.42
		22402	UNION	STATE	200,000	\$0.01	\$0.01	\$0.01	\$0.42
		22401	PASSAIC	STATE	253,000	\$0.01	\$0.34	\$0.36	\$0.40
	2022Q2	22129	MORRIS	STBGP-FLEX-0046 (351)	2,533	\$1.00	\$1.25	\$3.66	\$1.00
		22122	MORRIS	NHP-0015 (311)	5,665	\$0.01	\$0.10	\$0.77	\$2.00
		22123	BERGEN	STBGP-0208 (302)	8,300	\$1.00	\$0.10	\$1.00	\$1.00
		22127	BERGEN	CRRSAA-FLEX-0004 (32)	9,700	\$2.20	\$2.20	\$2.29	\$1.00
		22110	BERGEN	NHP-0017 (307)	138,150	\$0.36	\$0.15	\$0.25	\$1.00
		22117	PASSAIC	NHP-0020 (301)	175,000	\$0.75	\$0.70	\$0.75	\$0.50
		22115	ESSEX	NHP-0021 (353)	255,000	\$0.50	\$0.29	\$0.35	\$1.00
	2022Q3	22137	UNION	NHP-0022 (353)	9,500	\$2.65	\$1.00	\$1.00	\$2.00

TACK COAT / GAL									
401030M	2021Q4	21137	MORRIS	STBGP-FLEX-0046 (346)	4	\$12.50	\$0.01	\$20.00	\$10.00
		21135	SUSSEX	NHP-0023 (327)	3,830	\$0.01	\$5.00	\$1.20	\$1.00
		21138	UNION	NHP-0027 (302)	18,000	\$0.01	\$3.15	\$0.01	\$1.00
	2022Q1	22101	PASSAIC	NHP-0080 (331)	68	\$1.00	\$9.00	\$15.00	\$2.00

HISTORICAL BID PRICE LISTING
BY REGION

REGION: N

PAY ITEM	CALENDAR QUARTER	CONTRACT NUMBER	COUNTY LOCATION	PROJECT DESCRIPTION	BID QUANTITY	AWARD PRICE	SECOND BIDDER	THIRD BIDDER	ESTIMATE
TACK COAT / GAL									
401030M	(cont)	21140	MORRIS	100% State	170	\$10.00	\$10.00	\$10.00	\$5.00
		22102	UNION	NHP-0022 (350)	7,525	\$0.01	\$0.01	\$0.01	\$1.00
		22402	UNION	STATE	20,570	\$0.01	\$0.01	\$0.01	\$1.00
		21139	MORRIS	NHP-0015 (310)	21,500	\$3.15			\$1.00
		22401	PASSAIC	STATE	35,000	\$0.01	\$0.01	\$2.50	\$1.10
		22402	UNION	STATE	35,000	\$0.01	\$0.01	\$0.01	\$1.10
		22401	PASSAIC	STATE	38,574	\$0.01	\$0.01	\$2.00	\$1.00
	2022Q2	22129	MORRIS	STBGP-FLEX-0046 (351)	187	\$4.25	\$8.00	\$5.52	\$5.00
		22127	BERGEN	CRRSAA-FLEX-0004 (32)	720	\$11.00	\$11.00	\$11.47	\$17.00
		22122	MORRIS	NHP-0015 (311)	1,100	\$9.00	\$8.00	\$5.00	\$3.00
		22123	BERGEN	STBGP-0208 (302)	6,920	\$0.01	\$1.00	\$1.00	\$3.00
		22115	ESSEX	NHP-0021 (353)	9,700	\$0.01	\$0.01	\$0.01	\$1.00
		22110	BERGEN	NHP-0017 (307)	28,900	\$0.01	\$0.01	\$0.01	\$2.50
		22117	PASSAIC	NHP-0020 (301)	55,000	\$0.01	\$4.00	\$10.00	\$0.50
	2022Q3	22137	UNION	NHP-0022 (353)	3,092	\$1.05	\$4.00	\$5.00	\$3.00

PRIME COAT / GAL									
401036M	2021Q4	21138	UNION	NHP-0027 (302)	200	\$0.01	\$0.01	\$0.01	\$1.00
		21135	SUSSEX	NHP-0023 (327)	6,000	\$0.01	\$0.01	\$0.01	\$1.00
	2022Q1	22101	PASSAIC	NHP-0080 (331)	20	\$1.00	\$0.01	\$0.01	\$1.00
		21140	MORRIS	100% State	280	\$0.10	\$1.00	\$1.00	\$2.00
	2022Q2	22129	MORRIS	STBGP-FLEX-0046 (351)	667	\$0.01	\$0.01	\$7.44	\$3.00
		22122	MORRIS	NHP-0015 (311)	770	\$0.01	\$0.10	\$0.02	\$3.00
		22127	BERGEN	CRRSAA-FLEX-0004 (32)	1,610	\$0.01	\$0.01	\$0.01	\$0.50
		22117	PASSAIC	NHP-0020 (301)	12,000	\$0.01	\$0.01	\$0.01	\$0.50
	2022Q3	22137	UNION	NHP-0022 (353)	414	\$0.01	\$0.01	\$1.00	\$3.00

HOT MIX ASPHALT 9.5 M 64 SURFACE COURSE / T									
401042M	2021Q4	21137	MORRIS	STBGP-FLEX-0046 (346)	17	\$250.00	\$400.00	\$450.00	\$200.00

HISTORICAL BID PRICE LISTING
 BY REGION

REGION: N

PAY ITEM	CALENDAR QUARTER	CONTRACT NUMBER	COUNTY LOCATION	PROJECT DESCRIPTION	BID QUANTITY	AWARD PRICE	SECOND BIDDER	THIRD BIDDER	ESTIMATE
HOT MIX ASPHALT 9.5 M 64 SURFACE COURSE / T									
401042M	2022Q1	22401	PASSAIC	STATE	2,000	\$97.50	\$116.50	\$93.00	\$92.00
		22402	UNION	STATE	2,000	\$124.40	\$93.50	\$123.00	\$92.00
		22402	UNION	STATE	16,487	\$97.00	\$105.25	\$95.75	\$94.00
	2022Q2	22129	MORRIS	STBGP-FLEX-0046 (351)	50	\$165.00	\$155.00	\$333.19	\$140.00
HOT MIX ASPHALT 9.5 ME SURFACE COURSE / T									
401049M	2022Q1	22101	PASSAIC	NHP-0080 (331)	117	\$120.00	\$350.00	\$275.00	\$150.00
		22401	PASSAIC	STATE	2,000	\$107.00	\$124.50	\$100.00	\$90.00
		22402	UNION	STATE	2,000	\$131.50	\$95.40	\$140.00	\$90.00
	2022Q2	22129	MORRIS	STBGP-FLEX-0046 (351)	1,628	\$165.00	\$155.00	\$175.22	\$160.00
HOT MIX ASPHALT 12.5 M 64 SURFACE COURSE / T									
401054M	2022Q1	21139	MORRIS	NHP-0015 (310)	1	\$1,000			\$150.00
		21140	MORRIS	100% State	3,020	\$125.00	\$90.00	\$110.00	\$100.00
		22401	PASSAIC	STATE	4,000	\$114.20	\$116.50	\$93.00	\$80.00
		22402	UNION	STATE	4,000	\$124.40	\$119.95	\$123.00	\$80.00
		22401	PASSAIC	STATE	11,935	\$91.05	\$93.57	\$98.00	\$96.00
	2022Q2	22122	MORRIS	NHP-0015 (311)	238	\$150.00	\$140.00	\$162.00	\$180.00
		22127	BERGEN	CRRSAA-FLEX-0004 (32)	645	\$155.00	\$155.00	\$171.72	\$161.00
		22123	BERGEN	STBGP-0208 (302)	1,792	\$90.00	\$145.00	\$135.00	\$100.00
		22110	BERGEN	NHP-0017 (307)	5,472	\$111.15	\$134.80	\$112.50	\$105.00
		22117	PASSAIC	NHP-0020 (301)	6,201	\$150.00	\$130.00	\$175.00	\$95.00
		22115	ESSEX	NHP-0021 (353)	7,700	\$105.45	\$127.17	\$122.00	\$95.00
	2022Q3	22137	UNION	NHP-0022 (353)	949	\$133.00	\$210.00	\$230.00	\$136.00
HMA 12.5 M E SURFACE COURSE / T									
401061M	2021Q4	21135	SUSSEX	NHP-0023 (327)	4,654	\$95.00	\$105.00	\$115.00	\$95.00
		21138	UNION	NHP-0027 (302)	38,529	\$116.00	\$127.00	\$125.00	\$90.00

HISTORICAL BID PRICE LISTING
BY REGION

REGION: N

PAY ITEM	CALENDAR QUARTER	CONTRACT NUMBER	COUNTY LOCATION	PROJECT DESCRIPTION	BID QUANTITY	AWARD PRICE	SECOND BIDDER	THIRD BIDDER	ESTIMATE

HMA 12.5 M E SURFACE COURSE / T									
401061M	2022Q1	22102	UNION	NHP-0022 (350)	225	\$118.65	\$138.00	\$120.50	\$180.00
		21139	MORRIS	NHP-0015 (310)	518	\$251.70			\$130.00
		22401	PASSAIC	STATE	4,000	\$121.05	\$124.50	\$100.00	\$84.00
		22402	UNION	STATE	4,000	\$131.50	\$129.85	\$140.00	\$84.00
		22401	PASSAIC	STATE	11,918	\$96.60	\$96.60	\$98.00	\$94.00
	2022Q2	22122	MORRIS	NHP-0015 (311)	1,261	\$150.00	\$160.00	\$141.00	\$160.00
		22123	BERGEN	STBGP-0208 (302)	2,680	\$98.00	\$150.00	\$130.00	\$140.00

HOT MIX ASPHALT 12.5 M 64 INTERMEDIATE C / T									
401072M	2022Q1	22101	PASSAIC	NHP-0080 (331)	26	\$120.00	\$200.00	\$215.00	\$250.00
		21140	MORRIS	100% State	313	\$125.00	\$176.00	\$130.00	\$120.00
		22401	PASSAIC	STATE	1,000	\$99.20	\$95.00	\$92.00	\$79.00
		22402	UNION	STATE	1,000	\$95.00	\$96.35	\$115.00	\$79.00
	2022Q2	22129	MORRIS	STBGP-FLEX-0046 (351)	405	\$135.00	\$140.00	\$238.52	\$170.00
		22122	MORRIS	NHP-0015 (311)	502	\$150.00	\$140.00	\$146.00	\$145.00

HMA 9.5 M E INTERMEDIATE COURSE / T									
401073M	2022Q1	22102	UNION	NHP-0022 (350)	4,148	\$118.65	\$105.00	\$120.50	\$85.00

HMA 12.5 M E INTERMEDIATE COURSE / T									
401079M	2021Q4	21138	UNION	NHP-0027 (302)	213	\$97.00	\$130.00	\$125.00	\$100.00
	2022Q1	22101	PASSAIC	NHP-0080 (331)	17	\$120.00	\$210.00	\$275.00	\$250.00
	2022Q2	22123	BERGEN	STBGP-0208 (302)	175	\$98.00	\$250.00	\$130.00	\$120.00
		22117	PASSAIC	NHP-0020 (301)	3,926	\$110.00	\$145.00	\$175.00	\$105.00
	2022Q3	22137	UNION	NHP-0022 (353)	2,698	\$152.00	\$120.00	\$165.00	\$140.00

HOT MIX ASPHALT 19 M 64 INTERMEDIATE COU / T									
401084M	2021Q4	21135	SUSSEX	NHP-0023 (327)	7,159	\$95.00	\$81.00	\$102.00	\$100.00

HISTORICAL BID PRICE LISTING
 BY REGION

REGION: N

PAY ITEM	CALENDAR QUARTER	CONTRACT NUMBER	COUNTY LOCATION	PROJECT DESCRIPTION	BID QUANTITY	AWARD PRICE	SECOND BIDDER	THIRD BIDDER	ESTIMATE
HOT MIX ASPHALT 19 M 64 INTERMEDIATE COU / T									
401084M	2022Q2	22127	BERGEN	CRRSAA-FLEX-0004 (32	784	\$150.00	\$150.00	\$191.91	\$122.00
HOT MIX ASPHALT 25 M 64 BASE COURSE / T									
401099M	2021Q4	21138	UNION	NHP-0027 (302)	409	\$91.00	\$130.00	\$175.00	\$100.00
		21135	SUSSEX	NHP-0023 (327)	7,398	\$95.00	\$80.00	\$101.00	\$100.00
	2022Q1	22101	PASSAIC	NHP-0080 (331)	99	\$100.00	\$225.00	\$180.00	\$150.00
		21140	MORRIS	100% State	107	\$300.00	\$276.00	\$300.00	\$140.00
		22401	PASSAIC	STATE	500	\$85.00	\$95.00	\$92.00	\$75.00
		22402	UNION	STATE	500	\$85.00	\$91.10	\$130.00	\$75.00
	2022Q2	22123	BERGEN	STBGP-0208 (302)	690	\$140.00	\$245.00	\$250.00	\$90.00
		22129	MORRIS	STBGP-FLEX-0046 (351)	703	\$135.00	\$115.00	\$236.46	\$220.00
		22127	BERGEN	CRRSAA-FLEX-0004 (32	1,078	\$149.00	\$149.00	\$184.93	\$109.00
		22122	MORRIS	NHP-0015 (311)	2,837	\$135.00	\$160.00	\$118.00	\$95.00
		22117	PASSAIC	NHP-0020 (301)	15,950	\$92.00	\$133.00	\$130.00	\$68.00
	2022Q3	22137	UNION	NHP-0022 (353)	2,419	\$150.00	\$117.00	\$155.00	\$123.00

HISTORICAL BID PRICE LISTING
 BY REGION

REGION: N

PAY ITEM	CALENDAR QUARTER	CONTRACT NUMBER	COUNTY LOCATION	PROJECT DESCRIPTION	BID QUANTITY	AWARD PRICE	SECOND BIDDER	THIRD BIDDER	ESTIMATE
CORE SAMPLES, HOT MIX ASPHALT / U									
401108M	2021Q4	21137	MORRIS	STBGP-FLEX-0046 (346)	10	\$125.00	\$0.01	\$0.01	\$400.00
		21138	UNION	NHP-0027 (302)	185	\$125.00	\$160.00	\$150.00	\$125.00
		21135	SUSSEX	NHP-0023 (327)	235	\$150.00	\$250.00	\$250.00	\$120.00
	2022Q1	21140	MORRIS	100% State	20	\$50.00	\$150.00	\$500.00	\$200.00
		22102	UNION	NHP-0022 (350)	42	\$125.00	\$5.00	\$150.00	\$105.00
		22402	UNION	STATE	75	\$95.00	\$135.00	\$115.00	\$110.00
		22401	PASSAIC	STATE	130	\$120.00	\$95.00	\$105.00	\$85.00
		22401	PASSAIC	STATE	250	\$1.00	\$95.00	\$102.00	\$100.00
		22402	UNION	STATE	250	\$95.00	\$1.00	\$0.01	\$100.00
	2022Q2	22129	MORRIS	STBGP-FLEX-0046 (351)	15	\$300.00	\$225.00	\$324.91	\$158.00
		22122	MORRIS	NHP-0015 (311)	25	\$110.00	\$300.00	\$110.00	\$150.00
		22123	BERGEN	STBGP-0208 (302)	25	\$300.00	\$385.00	\$325.00	\$100.00
		22127	BERGEN	CRRSAA-FLEX-0004 (32	40	\$225.00	\$225.00	\$258.01	\$6.00
		22110	BERGEN	NHP-0017 (307)	115	\$125.00	\$300.00	\$115.00	\$150.00
		22115	ESSEX	NHP-0021 (353)	140	\$125.00	\$75.00	\$95.00	\$135.00
		22117	PASSAIC	NHP-0020 (301)	250	\$250.00	\$140.00	\$300.00	\$95.00
	2022Q3	22137	UNION	NHP-0022 (353)	20	\$210.00	\$240.00	\$300.00	\$200.00

HMA LONGITUDINAL JOINT REPAIR / SY									
401113M	2022Q1	21139	MORRIS	NHP-0015 (310)	500	\$80.00			\$75.00

HISTORICAL BID PRICE LISTING
 BY REGION

REGION: N

PAY ITEM -----	CALENDAR QUARTER -----	CONTRACT NUMBER -----	COUNTY LOCATION -----	PROJECT DESCRIPTION -----	BID QUANTITY -----	AWARD PRICE -----	SECOND BIDDER -----	THIRD BIDDER -----	ESTIMATE -----
POLYMER MODIFIED TACK COAT / GAL									
403005M	2022Q1	22102	UNION	NHP-0022 (350)	7,525	\$0.01	\$5.50	\$5.48	\$6.00
	2022Q2	22115	ESSEX	NHP-0021 (353)	95,500	\$0.10	\$0.01	\$6.60	\$5.00

HISTORICAL BID PRICE LISTING
 BY REGION

REGION: N

PAY ITEM	CALENDAR QUARTER	CONTRACT NUMBER	COUNTY LOCATION	PROJECT DESCRIPTION	BID QUANTITY	AWARD PRICE	SECOND BIDDER	THIRD BIDDER	ESTIMATE
STONE MATRIX ASPHALT 12.5 MM SURFACE COU / T									
404006M	2022Q1	22101	PASSAIC	NHP-0080 (331)	11	\$180.00	\$210.00	\$290.00	\$300.00
		22401	PASSAIC	STATE	1,500	\$128.55	\$155.50	\$127.00	\$120.00
		22402	UNION	STATE	1,500	\$163.75	\$137.25	\$160.00	\$120.00
		22401	PASSAIC	STATE	7,145	\$134.60	\$125.05	\$118.00	\$120.00
	2022Q2	22110	BERGEN	NHP-0017 (307)	16,622	\$145.00	\$172.65	\$147.00	\$135.00
		22117	PASSAIC	NHP-0020 (301)	20,436	\$155.00	\$165.00	\$220.00	\$108.00
	2022Q3	22137	UNION	NHP-0022 (353)	1,307	\$210.00	\$175.00	\$205.00	\$142.00

HISTORICAL BID PRICE LISTING
 BY REGION

REGION: N

PAY ITEM -----	CALENDAR CONTRACT QUARTER NUMBER -----	COUNTY LOCATION -----	PROJECT DESCRIPTION -----	BID QUANTITY -----	AWARD PRICE -----	SECOND BIDDER -----	THIRD BIDDER -----	ESTIMATE -----
UNDERLAYER PREPARATION / SY								
405003P	2021Q4 21135	SUSSEX	NHP-0023 (327)	1,176	\$4.00	\$1.00	\$0.85	\$10.00
	2022Q2 22127	BERGEN	CRRSAA-FLEX-0004 (32	338	\$2.00	\$2.00	\$13.10	\$8.00

HISTORICAL BID PRICE LISTING
 BY REGION

REGION: N

PAY ITEM	CALENDAR QUARTER	CONTRACT NUMBER	COUNTY LOCATION	PROJECT DESCRIPTION	BID QUANTITY	AWARD PRICE	SECOND BIDDER	THIRD BIDDER	ESTIMATE
406005M	2022Q1	22102	UNION	NHP-0022 (350)	2,770	\$156.00	\$153.00	\$190.00	\$153.00
	2022Q2	22115	ESSEX	NHP-0021 (353)	22,800	\$147.45	\$179.66	\$169.00	\$145.00

HISTORICAL BID PRICE LISTING
 BY REGION

REGION: N

PAY ITEM	CALENDAR QUARTER	CONTRACT NUMBER	COUNTY LOCATION	PROJECT DESCRIPTION	BID QUANTITY	AWARD PRICE	SECOND BIDDER	THIRD BIDDER	ESTIMATE
BINDER RICH INTERMEDIATE COURSE, 4.75MM / T									
407010M	2022Q2	22117	PASSAIC	NHP-0020 (301)	8,048	\$330.00	\$245.00	\$315.00	\$150.00
	2022Q3	22137	UNION	NHP-0022 (353)	802	\$290.00	\$245.00	\$280.00	\$180.00

HISTORICAL BID PRICE LISTING
 BY REGION

REGION: N

PAY ITEM	CALENDAR QUARTER	CONTRACT NUMBER	COUNTY LOCATION	PROJECT DESCRIPTION	BID QUANTITY	AWARD PRICE	SECOND BIDDER	THIRD BIDDER	ESTIMATE
MICROPAVING JOINTS / LF									
421007M	2022Q1	21139	MORRIS	NHP-0015(310)	16,750	\$4.05			\$5.00
SLURRY SEAL AGGREGATE, TYPE II / T									
421010M	2022Q1	21139	MORRIS	NHP-0015(310)	1,410	\$113.55			\$167.00
SLURRY SEAL EMULSION / GAL									
421011M	2022Q1	21139	MORRIS	NHP-0015(310)	41,697	\$10.76			\$15.00

HISTORICAL BID PRICE LISTING
 BY REGION

REGION: N

PAY ITEM	CALENDAR QUARTER	CONTRACT NUMBER	COUNTY LOCATION	PROJECT DESCRIPTION	BID QUANTITY	AWARD PRICE	SECOND BIDDER	THIRD BIDDER	ESTIMATE
FOG SEAL STRIP / LF									
422004M	2021Q4	21138	UNION	NHP-0027 (302)	20,000	\$1.05	\$3.15	\$1.10	\$1.00
	2022Q1	22401	PASSAIC	STATE	5,000	\$1.05	\$1.57	\$1.30	\$1.00
		22402	UNION	STATE	5,000	\$1.51	\$2.05	\$1.05	\$1.00
		22401	PASSAIC	STATE	7,840	\$1.05	\$1.39	\$1.30	\$1.00
		22402	UNION	STATE	11,127	\$1.23	\$1.05	\$1.05	\$1.50
	2022Q2	22117	PASSAIC	NHP-0020 (301)	15,800	\$5.00	\$1.70	\$5.00	\$2.00

HISTORICAL BID PRICE LISTING
 BY REGION

REGION: N

PAY ITEM	CALENDAR QUARTER	CONTRACT NUMBER	COUNTY LOCATION	PROJECT DESCRIPTION	BID QUANTITY	AWARD PRICE	SECOND BIDDER	THIRD BIDDER	ESTIMATE
HIGH FRICTION SURFACE TREATMENT / SY									
423003M	2021Q4	21135	SUSSEX	NHP-0023 (327)	2,600	\$36.00	\$43.00	\$39.00	\$30.00
HIGH FRICTION MAINTENANCE BOND / LS									
423004P	2021Q4	21135	SUSSEX	NHP-0023 (327)	1	\$10,000	\$12,000	\$12,500	\$7,800

HISTORICAL BID PRICE LISTING
 BY REGION

REGION: N

PAY ITEM	CALENDAR QUARTER	CONTRACT NUMBER	COUNTY LOCATION	PROJECT DESCRIPTION	BID QUANTITY	AWARD PRICE	SECOND BIDDER	THIRD BIDDER	ESTIMATE

PARTIAL DEPTH CONCRETE REPAIR / SY									
452003M	2021Q4	21138	UNION	NHP-0027 (302)	500	\$10.00	\$815.00	\$0.01	\$500.00

PARTIAL DEPTH CONCRETE REPAIR, HOT APPL / SY									
452004M	2022Q2	22115	ESSEX	NHP-0021 (353)	223	\$1,180	\$2,309	\$1,100	\$750.00

HISTORICAL BID PRICE LISTING
 BY REGION

REGION: N

PAY ITEM	CALENDAR QUARTER	CONTRACT NUMBER	COUNTY LOCATION	PROJECT DESCRIPTION	BID QUANTITY	AWARD PRICE	SECOND BIDDER	THIRD BIDDER	ESTIMATE

FULL DEPTH CONCRETE PAVEMENT REPAIR, HMA / SY									
453006M	2021Q4	21138	UNION	NHP-0027 (302)	300	\$75.00	\$160.00	\$100.00	\$200.00
	2022Q1	22401	PASSAIC	STATE	100	\$20.00	\$50.00	\$285.00	\$250.00
		22402	UNION	STATE	100	\$225.00	\$32.00	\$150.00	\$200.00
		22401	PASSAIC	STATE	375	\$40.00	\$50.00	\$315.00	\$132.00
		22402	UNION	STATE	375	\$50.00	\$50.00	\$100.00	\$132.00
	2022Q2	22117	PASSAIC	NHP-0020 (301)	6,800	\$1.00	\$41.00	\$120.00	\$55.00
	2022Q3	22137	UNION	NHP-0022 (353)	50	\$140.00	\$75.00	\$50.00	\$200.00

FULL DEPTH CONCRETE PAVEMENT REPAIR, PRE / SY									
453013M	2022Q2	22115	ESSEX	NHP-0021 (353)	180	\$2,285	\$2,263	\$1,300	\$400.00

HISTORICAL BID PRICE LISTING
 BY REGION

REGION: N

PAY ITEM	CALENDAR QUARTER	CONTRACT NUMBER	COUNTY LOCATION	PROJECT DESCRIPTION	BID QUANTITY	AWARD PRICE	SECOND BIDDER	THIRD BIDDER	ESTIMATE
-----	-----	-----	-----	-----	-----	-----	-----	-----	-----
CLEANING AND SEALING JOINTS AND CRACKS I / LF									
456006M	2022Q2	22115	ESSEX	NHP-0021 (353)	135,000	\$4.35	\$1.65	\$4.70	\$6.00
	2022Q3	22137	UNION	NHP-0022 (353)	2,000	\$1.75	\$6.00	\$3.00	\$5.00

HISTORICAL BID PRICE LISTING
 BY REGION

REGION: N

PAY ITEM	CALENDAR QUARTER	CONTRACT NUMBER	COUNTY LOCATION	PROJECT DESCRIPTION	BID QUANTITY	AWARD PRICE	SECOND BIDDER	THIRD BIDDER	ESTIMATE

TEMPORARY SHEETING / SF									
501003P	2021Q4	21135	SUSSEX	NHP-0023 (327)	4,000	\$40.00	\$1.00	\$0.01	\$15.00
	2022Q1	21140	MORRIS	100% State	800	\$67.00	\$45.00	\$2.00	\$60.00
		22101	PASSAIC	NHP-0080 (331)	3,444	\$20.00	\$0.01	\$0.01	\$68.00
	2022Q2	22117	PASSAIC	NHP-0020 (301)	45	\$360.00	\$0.01	\$375.00	\$8.00
		22117	PASSAIC	NHP-0020 (301)	84	\$330.00	\$0.01	\$355.00	\$8.00
		22117	PASSAIC	NHP-0020 (301)	350	\$45.00	\$0.01	\$75.00	\$8.00
		22122	MORRIS	NHP-0015 (311)	1,036	\$1.00	\$1.00	\$40.00	\$80.00
		22123	BERGEN	STBGP-0208 (302)	2,050	\$1.00	\$55.00	\$25.00	\$130.00
		22127	BERGEN	CRRSAA-FLEX-0004 (32	5,279	\$1.00	\$1.00	\$1.00	\$10.00
		22122	MORRIS	NHP-0015 (311)	5,750	\$1.00	\$1.00	\$140.00	\$55.00
	2022Q3	22137	UNION	NHP-0022 (353)	8,540	\$0.01	\$0.01	\$3.00	\$130.00

PERMANENT SHEETING / SF									
501006P	2022Q2	22117	PASSAIC	NHP-0020 (301)	1,734	\$200.00	\$150.00	\$260.00	\$100.00

TEMPORARY COFFERDAM / LS									
501009P	2021Q4	21135	SUSSEX	NHP-0023 (327)	1	\$0	\$1	\$35,000	\$34,000
	2022Q2	22122	MORRIS	NHP-0015 (311)	1	\$1,325,000	\$2,683,292	\$985,000	\$350,000

HISTORICAL BID PRICE LISTING
 BY REGION

REGION: N

PAY ITEM	CALENDAR QUARTER	CONTRACT NUMBER	COUNTY LOCATION	PROJECT DESCRIPTION	BID QUANTITY	AWARD PRICE	SECOND BIDDER	THIRD BIDDER	ESTIMATE
FURNISHING EQUIPMENT FOR DRIVING PILES / LS									
502003P	2022Q2	22122	MORRIS	NHP-0015(311)	1	\$150,000	\$300,000	\$198,000	\$150,000

TEST PILE, FURNISHED / LF									
502009M	2022Q2	22122	MORRIS	NHP-0015(311)	614	\$100.00	\$145.00	\$250.00	\$200.00

TEST PILE, DRIVEN / LF									
502012M	2022Q2	22122	MORRIS	NHP-0015(311)	614	\$150.00	\$75.00	\$80.00	\$125.00

DYNAMIC PILE LOAD TEST / U									
502018M	2022Q2	22122	MORRIS	NHP-0015(311)	9	\$3,000	\$2,250	\$5,800	\$2,500

CAST-IN-PLACE CONCRETE PILE, FURNISHED, / LF									
502030M	2022Q2	22122	MORRIS	NHP-0015(311)	6,821	\$100.00	\$145.00	\$120.00	\$50.00

CAST-IN-PLACE CONCRETE PILE, DRIVEN, 18" / LF									
502054M	2022Q2	22122	MORRIS	NHP-0015(311)	6,821	\$80.00	\$38.00	\$115.00	\$60.00

HISTORICAL BID PRICE LISTING
BY REGION

REGION: N

PAY ITEM -----	CALENDAR QUARTER -----	CONTRACT NUMBER -----	COUNTY LOCATION -----	PROJECT DESCRIPTION -----	BID QUANTITY -----	AWARD PRICE -----	SECOND BIDDER -----	THIRD BIDDER -----	ESTIMATE -----
PILE SHOE / U									
502207M	2022Q2	22122	MORRIS	NHP-0015(311)	126	\$750.00	\$450.00	\$500.00	\$150.00

HISTORICAL BID PRICE LISTING
 BY REGION

REGION: N

PAY ITEM	CALENDAR QUARTER	CONTRACT NUMBER	COUNTY LOCATION	PROJECT DESCRIPTION	BID QUANTITY	AWARD PRICE	SECOND BIDDER	THIRD BIDDER	ESTIMATE
-----	-----	-----	-----	-----	-----	-----	-----	-----	-----
RESTRIKE WITH PDA AND CAPWAP ANALYSIS / U									
502307M	2022Q2	22122	MORRIS	NHP-0015(311)	2	\$15,000	\$12,000	\$6,500	\$5,000

HISTORICAL BID PRICE LISTING
 BY REGION

REGION: N

PAY ITEM	CALENDAR QUARTER	CONTRACT NUMBER	COUNTY LOCATION	PROJECT DESCRIPTION	BID QUANTITY	AWARD PRICE	SECOND BIDDER	THIRD BIDDER	ESTIMATE

FURNISHING DRILLED SHAFT EQUIPMENT / LS									
503003P	2022Q2	22117	PASSAIC	NHP-0020 (301)	1	\$55,000	\$100,000	\$15,000	\$15,000
		22117	PASSAIC	NHP-0020 (301)	1	\$8,500	\$100,000	\$25,000	\$6,000
		22117	PASSAIC	NHP-0020 (301)	1	\$8,500	\$100,000	\$25,000	\$6,000
		22117	PASSAIC	NHP-0020 (301)	1	\$8,500	\$100,000	\$25,000	\$6,000
		22117	PASSAIC	NHP-0020 (301)	1	\$8,500	\$100,000	\$150,000	\$15,000

CROSSHOLE SONIC LOGGING / U									
503012M	2022Q2	22117	PASSAIC	NHP-0020 (301)	1	\$5,000	\$4,450	\$5,000	\$340.00
		22117	PASSAIC	NHP-0020 (301)	1	\$5,000	\$4,400	\$5,000	\$340.00
		22117	PASSAIC	NHP-0020 (301)	1	\$5,000	\$4,400	\$5,000	\$340.00
		22117	PASSAIC	NHP-0020 (301)	4	\$5,000	\$3,750	\$3,000	\$565.00

SHAFT CORING / LF									
503015M	2022Q2	22117	PASSAIC	NHP-0020 (301)	4	\$160.00	\$565.00	\$625.00	\$55.00
		22117	PASSAIC	NHP-0020 (301)	5	\$160	\$562	\$5,625	\$55.00
		22117	PASSAIC	NHP-0020 (301)	5	\$160.00	\$560.00	\$625.00	\$55.00
		22117	PASSAIC	NHP-0020 (301)	29	\$160.00	\$575.00	\$140.00	\$55.00

DRILLED SHAFT IN SOIL 36" DIAMETER / LF									
503018M	2022Q2	22117	PASSAIC	NHP-0020 (301)	116	\$1,600	\$780	\$1,700	\$785.00

DRILLED SHAFT IN SOIL 48" DIAMETER / LF									
503021M	2022Q2	22117	PASSAIC	NHP-0020 (301)	655	\$1,500	\$525	\$250	\$1,500

DRILLED SHAFT IN SOIL 60" DIAMETER / LF									
503027M	2022Q2	22117	PASSAIC	NHP-0020 (301)	21	\$2,650	\$1,525	\$3,100	\$1,185
		22117	PASSAIC	NHP-0020 (301)	23	\$2,310	\$1,500	\$2,500	\$1,185
		22117	PASSAIC	NHP-0020 (301)	29	\$2,310	\$1,500	\$1,200	\$1,185

HISTORICAL BID PRICE LISTING
 BY REGION

REGION: N

PAY ITEM	CALENDAR QUARTER	CONTRACT NUMBER	COUNTY LOCATION	PROJECT DESCRIPTION	BID QUANTITY	AWARD PRICE	SECOND BIDDER	THIRD BIDDER	ESTIMATE

DRILLED SHAFT IN ROCK 36" DIAMETER / LF									
503033M	2022Q2	22127	BERGEN	CRRSAA-FLEX-0004 (32	60	\$500	\$500	\$2,015	\$1,025

DRILLED SHAFT IN ROCK, 42" DIAMETER / LF									
503035M	2022Q2	22117	PASSAIC	NHP-0020 (301)	400	\$3,000	\$650	\$600	\$925.00

DRILLED SHAFT IN ROCK 60" DIAMETER / LF									
503042M	2022Q2	22117	PASSAIC	NHP-0020 (301)	10	\$4,800	\$1,675	\$5,200	\$4,000

TOMOGRAPHY / U									
503051M	2022Q2	22117	PASSAIC	NHP-0020 (301)	1	\$1,800	\$2,900	\$3,200	\$750.00
		22117	PASSAIC	NHP-0020 (301)	1	\$1,800	\$2,900	\$3,000	\$750.00
		22117	PASSAIC	NHP-0020 (301)	1	\$1,800	\$2,900	\$5,000	\$750.00
		22117	PASSAIC	NHP-0020 (301)	1	\$1,800	\$2,900	\$1,400	\$750.00

HISTORICAL BID PRICE LISTING
 BY REGION

REGION: N

PAY ITEM	CALENDAR QUARTER	CONTRACT NUMBER	COUNTY LOCATION	PROJECT DESCRIPTION	BID QUANTITY	AWARD PRICE	SECOND BIDDER	THIRD BIDDER	ESTIMATE

REINFORCEMENT STEEL / LB									
504003P	2022Q1	22101	PASSAIC	NHP-0080 (331)	201,480	\$1.55	\$2.50	\$2.15	\$2.00
	2022Q2	22122	MORRIS	NHP-0015 (311)	23,500	\$3.00	\$2.20	\$2.00	\$2.50
		22127	BERGEN	CRRSAA-FLEX-0004 (32)	34,440	\$2.00	\$2.00	\$3.02	\$2.00

REINFORCEMENT STEEL, EPOXY-COATED / LB									
504006P	2021Q4	21138	UNION	NHP-0027 (302)	140	\$2.35	\$27.00	\$10.00	\$2.50
		21138	UNION	NHP-0027 (302)	450	\$2.35	\$7.00	\$10.00	\$2.50
	2022Q1	22101	PASSAIC	NHP-0080 (331)	9,191	\$2.00	\$2.50	\$2.50	\$3.00
		21140	MORRIS	100% State	202,884	\$2.00	\$2.00	\$2.00	\$3.00
	2022Q2	22117	PASSAIC	NHP-0020 (301)	1,728	\$2.50	\$2.40	\$2.25	\$3.00
		22117	PASSAIC	NHP-0020 (301)	2,680	\$2.50	\$2.40	\$3.00	\$3.00
		22123	BERGEN	STBGP-0208 (302)	3,450	\$5.00	\$5.00	\$3.00	\$3.00
		22117	PASSAIC	NHP-0020 (301)	3,882	\$2.50	\$2.40	\$2.00	\$3.00
		22117	PASSAIC	NHP-0020 (301)	3,966	\$2.50	\$2.40	\$3.00	\$3.00
		22117	PASSAIC	NHP-0020 (301)	5,271	\$2.50	\$2.40	\$3.00	\$3.00
		22117	PASSAIC	NHP-0020 (301)	40,005	\$3.00	\$2.40	\$4.00	\$3.00
		22127	BERGEN	CRRSAA-FLEX-0004 (32)	66,652	\$2.10	\$2.10	\$3.09	\$2.50
		22122	MORRIS	NHP-0015 (311)	85,000	\$4.00	\$2.40	\$2.20	\$2.75
	2022Q3	22137	UNION	NHP-0022 (353)	22,000	\$2.75	\$3.25	\$3.00	\$3.00

DRILL AND GROUT REINFORCEMENT STEEL / LF									
504010P	2022Q1	21140	MORRIS	100% State	726	\$23.00	\$20.00	\$30.00	\$80.00
	2022Q2	22123	BERGEN	STBGP-0208 (302)	15	\$125.00	\$100.00	\$60.00	\$50.00
		22122	MORRIS	NHP-0015 (311)	30	\$60.00	\$35.00	\$250.00	\$105.00

CONCRETE FOOTING / CY									
504015P	2022Q1	22101	PASSAIC	NHP-0080 (331)	696	\$600.00	\$500.00	\$600.00	\$716.00

HISTORICAL BID PRICE LISTING
BY REGION

REGION: N

PAY ITEM	CALENDAR QUARTER	CONTRACT NUMBER	COUNTY LOCATION	PROJECT DESCRIPTION	BID QUANTITY	AWARD PRICE	SECOND BIDDER	THIRD BIDDER	ESTIMATE
CONCRETE FOOTING / CY									
504015P	2022Q2	22117	PASSAIC	NHP-0020 (301)	2	\$2,500	\$1,350	\$6,000	\$650.00
		22117	PASSAIC	NHP-0020 (301)	3	\$2,500	\$1,200	\$3,000	\$650.00
		22117	PASSAIC	NHP-0020 (301)	4	\$2,500	\$1,250	\$3,000	\$650.00
		22117	PASSAIC	NHP-0020 (301)	17	\$2,600	\$535	\$2,500	\$650.00
		22127	BERGEN	CRRSAA-FLEX-0004 (32)	356	\$950	\$950	\$1,015	\$653.00
		22122	MORRIS	NHP-0015 (311)	384	\$1,000	\$400	\$900	\$700.00
	2022Q3	22137	UNION	NHP-0022 (353)	180	\$400.00	\$485.00	\$700.00	\$1,000
CONCRETE WING WALL / CY									
504018P	2022Q1	21140	MORRIS	100% State	8	\$2,900	\$5,000	\$2,500	\$2,805
		22101	PASSAIC	NHP-0080 (331)	650	\$1,800	\$2,150	\$2,200	\$1,400
	2022Q2	22127	BERGEN	CRRSAA-FLEX-0004 (32)	37	\$2,000	\$2,000	\$1,782	\$2,000
		22122	MORRIS	NHP-0015 (311)	191	\$1,500	\$1,600	\$2,300	\$1,050
	2022Q3	22137	UNION	NHP-0022 (353)	30	\$1,200	\$1,750	\$2,400	\$2,400
CONCRETE ABUTMENT WALL / CY									
504024P	2022Q1	21140	MORRIS	100% State	76	\$1,600	\$800	\$800	\$3,500
		22101	PASSAIC	NHP-0080 (331)	100	\$1,200	\$500	\$1,500	\$1,400
	2022Q2	22122	MORRIS	NHP-0015 (311)	214	\$1,500	\$1,600	\$2,350	\$1,150
		22127	BERGEN	CRRSAA-FLEX-0004 (32)	373	\$950.00	\$950.00	\$996.07	\$1,050
CONCRETE PIER COLUMN AND CAP, HPC / CY									
504026P	2022Q2	22117	PASSAIC	NHP-0020 (301)	4	\$3,575	\$1,500	\$3,800	\$1,590
		22117	PASSAIC	NHP-0020 (301)	7	\$3,575	\$1,300	\$3,500	\$1,590
		22117	PASSAIC	NHP-0020 (301)	7	\$3,575	\$1,200	\$3,800	\$1,590
		22117	PASSAIC	NHP-0020 (301)	25	\$3,575	\$650	\$2,200	\$1,590
		22117	PASSAIC	NHP-0020 (301)	27	\$2,915	\$920	\$3,000	\$1,590
CONCRETE PIER COLUMN AND CAP / CY									
504027P	2022Q1	21140	MORRIS	100% State	54	\$2,300	\$2,000	\$1,800	\$2,000

HISTORICAL BID PRICE LISTING
 BY REGION

REGION: N

PAY ITEM	CALENDAR QUARTER	CONTRACT NUMBER	COUNTY LOCATION	PROJECT DESCRIPTION	BID QUANTITY	AWARD PRICE	SECOND BIDDER	THIRD BIDDER	ESTIMATE

CONCRETE DIAPHRAGM, HPC / CY									
504032P	2022Q1	21140	MORRIS	100% State	49	\$1,500	\$1,100	\$2,000	\$3,035

EPOXY WATERPROOFING / SY									
504036P	2021Q4	20458	MORRIS	NHP-D00S (453)	1,057	\$38.00	\$42.00	\$50.00	\$60.00
	2022Q1	22101	PASSAIC	NHP-0080 (331)	14	\$50.00	\$75.00	\$150.00	\$47.00
		21140	MORRIS	100% State	90	\$50.00	\$53.00	\$60.00	\$110.00
	2022Q2	22117	PASSAIC	NHP-0020 (301)	4	\$200.00	\$80.00	\$225.00	\$70.00
		22117	PASSAIC	NHP-0020 (301)	11	\$200.00	\$47.00	\$225.00	\$70.00
		22117	PASSAIC	NHP-0020 (301)	17	\$200.00	\$45.00	\$225.00	\$70.00
		22117	PASSAIC	NHP-0020 (301)	17	\$200.00	\$41.00	\$170.00	\$70.00
		22117	PASSAIC	NHP-0020 (301)	31	\$200.00	\$48.00	\$225.00	\$70.00
		22122	MORRIS	NHP-0015 (311)	65	\$100.00	\$60.00	\$30.00	\$70.00
		22127	BERGEN	CRRSAA-FLEX-0004 (32	73	\$55.00	\$55.00	\$59.63	\$56.00

CONCRETE SURFACE TREATMENT / SY									
504040P	2022Q1	22101	PASSAIC	NHP-0080 (331)	1,136	\$40.00	\$1.00	\$17.00	\$45.00

CONCRETE STAINING / SY									
504048P	2022Q1	22101	PASSAIC	NHP-0080 (331)	497	\$31.00	\$25.00	\$17.00	\$45.00
		21140	MORRIS	100% State	1,386	\$21.00	\$27.00	\$30.00	\$34.00
	2022Q2	22117	PASSAIC	NHP-0020 (301)	1,275	\$28.00	\$35.00	\$55.00	\$25.00

CONCRETE PYLON / LF									
504053P	2022Q1	22102	UNION	NHP-0022 (350)	8	\$2,660	\$2,500	\$2,415	\$1,800
		22102	UNION	NHP-0022 (350)	8	\$2,660	\$2,500	\$2,415	\$1,800

HISTORICAL BID PRICE LISTING
 BY REGION

REGION: N

PAY ITEM	CALENDAR QUARTER	CONTRACT NUMBER	COUNTY LOCATION	PROJECT DESCRIPTION	BID QUANTITY	AWARD PRICE	SECOND BIDDER	THIRD BIDDER	ESTIMATE
PRESTRESSED CONCRETE BOX BEAM, (TYPE BI- / LF									
505027P	2022Q2	22122	MORRIS	NHP-0015 (311)	458	\$600	\$1,850	\$850	\$375.00

PRECAST CONCRETE CULVERT / LF									
505057P	2022Q3	22137	UNION	NHP-0022 (353)	105	\$13,450	\$4,700	\$18,500	\$5,200

PRECAST CONCRETE RELIEF SLAB / CY									
505059P	2022Q2	22129	MORRIS	STBGP-FLEX-0046 (351)	12	\$4,300	\$3,000	\$4,935	\$2,500

HISTORICAL BID PRICE LISTING
 BY REGION

REGION: N

PAY ITEM	CALENDAR QUARTER	CONTRACT NUMBER	COUNTY LOCATION	PROJECT DESCRIPTION	BID QUANTITY	AWARD PRICE	SECOND BIDDER	THIRD BIDDER	ESTIMATE

STRUCTURAL STEEL / LS									
506003P	2022Q1	21140	MORRIS	100% State	1	\$2,300,000	\$2,510,000	\$3,145,662	\$2,120,000
		22461	HUDSON	N/A	1	\$2,100,000	\$2,200,000	\$2,708,000	\$2,265,000
	2022Q2	22122	MORRIS	NHP-0015(311)	1	\$15,000	\$95,000	\$22,000	\$14,000
		22127	BERGEN	CRRSAA-FLEX-0004 (32)	1	\$4,900,000	\$4,900,000	\$5,192,092	\$4,267,526

REINFORCED ELASTOMERIC BEARING ASSEMBLY / U									
506006P	2022Q1	21140	MORRIS	100% State	30	\$4,700	\$3,800	\$5,000	\$3,410
	2022Q2	22122	MORRIS	NHP-0015(311)	16	\$2,000	\$4,000	\$1,800	\$3,000
		22127	BERGEN	CRRSAA-FLEX-0004 (32)	20	\$10,000	\$10,000	\$10,194	\$4,304

SHEAR CONNECTOR / U									
506012P	2022Q1	21140	MORRIS	100% State	7,020	\$5.00	\$5.00	\$5.00	\$6.00
	2022Q2	22127	BERGEN	CRRSAA-FLEX-0004 (32)	7,712	\$5.50	\$5.50	\$6.02	\$6.00

LUBRICATE BEARING / U									
506013P	2021Q4	20458	MORRIS	NHP-D00S(453)	352	\$23.00	\$30.00	\$30.00	\$150.00

STEEL PEDESTRIAN BRIDGE / LS									
506018P	2022Q1	22101	PASSAIC	NHP-0080(331)	1	\$548,000	\$750,000	\$700,000	\$610,000

STRONGBACK / LS									
506068P	2022Q2	22127	BERGEN	CRRSAA-FLEX-0004 (32)	1	\$915,000	\$915,000	\$929,807	\$465,839

TEMPORARY BEAM / LS									
506070P	2022Q2	22122	MORRIS	NHP-0015(311)	1	\$10,000	\$95,000	\$155,000	\$70,000

HISTORICAL BID PRICE LISTING
BY REGION

REGION: N

PAY ITEM -----	CALENDAR QUARTER -----	CONTRACT NUMBER -----	COUNTY LOCATION -----	PROJECT DESCRIPTION -----	BID QUANTITY -----	AWARD PRICE -----	SECOND BIDDER -----	THIRD BIDDER -----	ESTIMATE -----
DOWEL / U									
506090P	2022Q2	22127	BERGEN	CRRSAA-FLEX-0004 (32	360	\$55.00	\$55.00	\$134.60	\$165.00

HISTORICAL BID PRICE LISTING
 BY REGION

REGION: N

PAY ITEM	CALENDAR QUARTER	CONTRACT NUMBER	COUNTY LOCATION	PROJECT DESCRIPTION	BID QUANTITY	AWARD PRICE	SECOND BIDDER	THIRD BIDDER	ESTIMATE
STRIP SEAL EXPANSION JOINT ASSEMBLY / LF									
507015P	2022Q1	22101	PASSAIC	NHP-0080 (331)	20	\$1,000	\$1,000	\$600	\$600.00
		21140	MORRIS	100% State	150	\$391.00	\$360.00	\$400.00	\$461.00
	2022Q2	22122	MORRIS	NHP-0015 (311)	89	\$500.00	\$650.00	\$550.00	\$410.00
		22127	BERGEN	CRRSAA-FLEX-0004 (32)	143	\$900	\$900	\$1,022	\$490.00

CONCRETE BRIDGE DECK, HPC / CY									
507024P	2022Q1	22101	PASSAIC	NHP-0080 (331)	40	\$1,250	\$1,500	\$2,800	\$1,200
		21140	MORRIS	100% State	629	\$1,500	\$1,350	\$1,250	\$1,220
	2022Q2	22122	MORRIS	NHP-0015 (311)	141	\$2,000	\$3,200	\$4,200	\$1,450

DATE PANEL / U									
507027M	2022Q1	21140	MORRIS	100% State	2	\$1,500	\$500	\$750	\$1,800
		22101	PASSAIC	NHP-0080 (331)	2	\$20	\$1,500	\$3,391	\$1,850
	2022Q2	22127	BERGEN	CRRSAA-FLEX-0004 (32)	2	\$4,000	\$4,000	\$2,178	\$1,100
	2022Q3	22137	UNION	NHP-0022 (353)	2	\$3,000	\$2,600	\$1,500	\$2,000

CONCRETE BRIDGE SIDEWALK, HPC / CY									
507033P	2022Q1	21140	MORRIS	100% State	78	\$800	\$1,350	\$700	\$805.00
		22122	MORRIS	NHP-0015 (311)	35	\$900	\$200	\$1,400	\$950.00
		22127	BERGEN	CRRSAA-FLEX-0004 (32)	63	\$1,250	\$1,250	\$1,374	\$800.00
	2022Q3	22137	UNION	NHP-0022 (353)	60	\$300	\$1,100	\$800	\$1,300

BARRIER PARAPET MODIFICATIONS / LF									
507037P	2022Q1	22102	UNION	NHP-0022 (350)	3	\$4,335	\$6,500	\$3,950	\$3,600

HISTORICAL BID PRICE LISTING
 BY REGION

REGION: N

PAY ITEM	CALENDAR QUARTER	CONTRACT NUMBER	COUNTY LOCATION	PROJECT DESCRIPTION	BID QUANTITY	AWARD PRICE	SECOND BIDDER	THIRD BIDDER	ESTIMATE
BARRIER PARAPET MODIFICATIONS / LF									
507037P	2022Q2	22128	ESSEX	NHP-D00S (591)	23	\$2,950	\$2,375		\$1,900

CONCRETE BRIDGE PARAPET, HPC / LF									
507039P	2021Q4	21138	UNION	NHP-0027 (302)	10	\$1,445	\$2,000	\$575	\$450.00
		21138	UNION	NHP-0027 (302)	12	\$800	\$1,100	\$575	\$600.00
	2022Q1	21140	MORRIS	100% State	562	\$130.00	\$215.00	\$200.00	\$366.00
	2022Q2	22117	PASSAIC	NHP-0020 (301)	10	\$1,500	\$350	\$1,200	\$440.00
		22117	PASSAIC	NHP-0020 (301)	10	\$1,500	\$305	\$1,200	\$440.00
		22117	PASSAIC	NHP-0020 (301)	20	\$1,100	\$400	\$1,200	\$440.00
		22117	PASSAIC	NHP-0020 (301)	27	\$1,100	\$300	\$2,400	\$440.00
		22122	MORRIS	NHP-0015 (311)	30	\$2,000	\$1,500	\$1,600	\$500.00
		22127	BERGEN	CRRSAA-FLEX-0004 (32	493	\$380.00	\$380.00	\$427.72	\$300.00
	2022Q3	22137	UNION	NHP-0022 (353)	42	\$1,300	\$675	\$800	\$600.00

CONCRETE SLEEPER SLAB / CY									
507050M	2022Q2	22122	MORRIS	NHP-0015 (311)	46	\$1,200	\$1,200	\$1,400	\$720.00

CONCRETE BRIDGE APPROACH / CY									
507051P	2022Q2	22127	BERGEN	CRRSAA-FLEX-0004 (32	165	\$1,400	\$1,400	\$1,565	\$914.00

CONCRETE BRIDGE RELIEF SLAB / SY									
507054P	2022Q2	22122	MORRIS	NHP-0015 (311)	247	\$400.00	\$300.00	\$500.00	\$400.00

CONC BRD DECK, LIGHTWEIGHT CORROSION / CY									
507075P	2022Q2	22127	BERGEN	CRRSAA-FLEX-0004 (32	299	\$2,250	\$2,250	\$500	\$1,100

HISTORICAL BID PRICE LISTING
 BY REGION

REGION: N

PAY ITEM	CALENDAR QUARTER	CONTRACT NUMBER	COUNTY LOCATION	PROJECT DESCRIPTION	BID QUANTITY	AWARD PRICE	SECOND BIDDER	THIRD BIDDER	ESTIMATE

STEEL 1 BAR BRIDGE RAILING / LF									
507082P	2022Q1	21140	MORRIS	100% State	551	\$187.00	\$133.95	\$160.00	\$188.00

STEEL 4 BAR BRIDGE RAILING / LF									
507085P	2022Q2	22122	MORRIS	NHP-0015 (311)	237	\$425.00	\$350.00	\$410.00	\$375.00
	2022Q3	22137	UNION	NHP-0022 (353)	90	\$420.00	\$375.00	\$400.00	\$500.00

HISTORICAL BID PRICE LISTING
BY REGION

REGION: N

PAY ITEM -----	CALENDAR QUARTER	CONTRACT NUMBER	COUNTY LOCATION	PROJECT DESCRIPTION	BID QUANTITY	AWARD PRICE	SECOND BIDDER	THIRD BIDDER	ESTIMATE
-----	-----	-----	-----	-----	-----	-----	-----	-----	-----
INLET FRAME AND GRATE / U									
508003M	2022Q3	22137	UNION	NHP-0022 (353)	5	\$1,600	\$2,000	\$1,250	\$3,000

HISTORICAL BID PRICE LISTING
 BY REGION

REGION: N

PAY ITEM	CALENDAR CONTRACT QUARTER NUMBER	COUNTY LOCATION	PROJECT DESCRIPTION	BID QUANTITY	AWARD PRICE	SECOND BIDDER	THIRD BIDDER	ESTIMATE
-----	-----	-----	-----	-----	-----	-----	-----	-----
_____ " FIBERGLASS PIPE / LF								
508902P	2022Q1 22101	PASSAIC	NHP-0080 (331)	67	\$90.00	\$75.00	\$100.00	\$250.00

HISTORICAL BID PRICE LISTING
 BY REGION

REGION: N

PAY ITEM	CALENDAR QUARTER	CONTRACT NUMBER	COUNTY LOCATION	PROJECT DESCRIPTION	BID QUANTITY	AWARD PRICE	SECOND BIDDER	THIRD BIDDER	ESTIMATE

CHAIN-LINK FENCE, ALUMINUM-COATED STEEL, / LF									
509078P	2022Q1	21140	MORRIS	100% State	551	\$220.00	\$200.00	\$240.00	\$131.00

CHAIN-LINK FENCE,TYPE I,ZINC-COATED / LF									
509097P	2022Q2	22127	BERGEN	CRRSAA-FLEX-0004 (32	424	\$200.00	\$200.00	\$318.43	\$250.00

HISTORICAL BID PRICE LISTING
 BY REGION

REGION: N

PAY ITEM	CALENDAR QUARTER	CONTRACT NUMBER	COUNTY LOCATION	PROJECT DESCRIPTION	BID QUANTITY	AWARD PRICE	SECOND BIDDER	THIRD BIDDER	ESTIMATE

STEEL PEDESTRIAN BRIDGE RAILING, 4' HIGH / LF									
509114P	2022Q1	22101	PASSAIC	NHP-0080 (331)	1,300	\$450.00	\$500.00	\$400.00	\$240.00

CHAIN-LINK FENCE, TYPE IV, PVC-COATED / LF									
509127P	2022Q1	22101	PASSAIC	NHP-0080 (331)	110	\$180.00	\$300.00	\$250.00	\$180.00

BRIDGE COMB RAILING (1 RAIL, STEEL) / LF									
509150P	2022Q2	22127	BERGEN	CRRSAA-FLEX-0004 (32	504	\$175.00	\$175.00	\$197.84	\$160.00

HISTORICAL BID PRICE LISTING
 BY REGION

REGION: N

PAY ITEM	CALENDAR QUARTER	CONTRACT NUMBER	COUNTY LOCATION	PROJECT DESCRIPTION	BID QUANTITY	AWARD PRICE	SECOND BIDDER	THIRD BIDDER	ESTIMATE

CANTILEVER SIGN SUPPORT, STRUCTURE NO. _ / U									
512003M	2022Q2	22117	PASSAIC	NHP-0020 (301)	1	\$128,000	\$250,000	\$150,000	\$115,000
		22117	PASSAIC	NHP-0020 (301)	1	\$115,000	\$250,000	\$150,000	\$110,000
		22117	PASSAIC	NHP-0020 (301)	1	\$102,000	\$250,000	\$150,000	\$110,000
		22117	PASSAIC	NHP-0020 (301)	1	\$102,000	\$250,000	\$150,000	\$110,000

OVERHEAD SIGN SUPPORT, STRUCTURE NO. ____ / U									
512012M	2022Q2	22117	PASSAIC	NHP-0020 (301)	1	\$182,000	\$400,000	\$250,000	\$170,000

HISTORICAL BID PRICE LISTING
 BY REGION

REGION: N

PAY ITEM	CALENDAR QUARTER	CONTRACT NUMBER	COUNTY LOCATION	PROJECT DESCRIPTION	BID QUANTITY	AWARD PRICE	SECOND BIDDER	THIRD BIDDER	ESTIMATE

RETAINING WALL, LOCATION NO. ____ / SF									
513003P	2021Q4	21135	SUSSEX	NHP-0023 (327)	2,500	\$300.00	\$316.00	\$310.00	\$110.00

RETAINING WALL, CAST-IN-PLACE, LOCATION / SF									
513006P	2022Q2	22117	PASSAIC	NHP-0020 (301)	8,205	\$220.00	\$285.00	\$628.00	\$190.00

LANDSCAPE RETAINING WALL / SF									
513015P	2022Q2	22129	MORRIS	STBGP-FLEX-0046 (351)	560	\$100.00	\$175.00	\$116.75	\$230.00

HISTORICAL BID PRICE LISTING
 BY REGION

REGION: N

PAY ITEM	CALENDAR QUARTER	CONTRACT NUMBER	COUNTY LOCATION	PROJECT DESCRIPTION	BID QUANTITY	AWARD PRICE	SECOND BIDDER	THIRD BIDDER	ESTIMATE

TEMPORARY SUPPORT / LS									
514015P	2022Q2	22127	BERGEN	CRRSAA-FLEX-0004 (32	1	\$250,000	\$250,000	\$172,800	\$93,797
		22127	BERGEN	CRRSAA-FLEX-0004 (32	1	\$15,000	\$15,000	\$151,503	\$33,116

TEMPORARY STRUCTURE, UTILITIES SUPPORT / LS									
514017P	2022Q3	22137	UNION	NHP-0022 (353)	1	\$30,000	\$31,000	\$145,000	\$30,000

HISTORICAL BID PRICE LISTING
 BY REGION

REGION: N

PAY ITEM	CALENDAR QUARTER	CONTRACT NUMBER	COUNTY LOCATION	PROJECT DESCRIPTION	BID QUANTITY	AWARD PRICE	SECOND BIDDER	THIRD BIDDER	ESTIMATE
CONCRETE DECK REPAIR, TYPE B / SF									
551006M	2021Q4	21138	UNION	NHP-0027 (302)	70	\$280.00	\$400.00	\$115.00	\$110.00
		21138	UNION	NHP-0027 (302)	120	\$176.00	\$225.00	\$115.00	\$110.00
		21138	UNION	NHP-0027 (302)	120	\$176.00	\$225.00	\$125.00	\$110.00
	2022Q2	22117	PASSAIC	NHP-0020 (301)	675	\$135.00	\$95.00	\$120.00	\$105.00

PARAPET MODIFICATIONS / LF									
551080P	2022Q2	22128	ESSEX	NHP-D00S (591)	6	\$3,500	\$4,150		\$1,800
		22117	PASSAIC	NHP-0020 (301)	10	\$3,500	\$2,968	\$1,325	\$2,000
		22128	ESSEX	NHP-D00S (591)	12	\$3,500	\$4,150		\$1,800
		22117	PASSAIC	NHP-0020 (301)	13	\$2,000	\$2,215	\$1,200	\$2,000
		22117	PASSAIC	NHP-0020 (301)	13	\$2,000	\$2,215	\$1,200	\$2,000
		22117	PASSAIC	NHP-0020 (301)	14	\$2,600	\$3,710	\$1,100	\$2,000
		22117	PASSAIC	NHP-0020 (301)	22	\$2,000	\$2,250	\$1,000	\$2,000
		22117	PASSAIC	NHP-0020 (301)	26	\$2,000	\$2,450	\$1,000	\$2,000
		22117	PASSAIC	NHP-0020 (301)	26	\$2,000	\$2,155	\$1,200	\$2,000
		22117	PASSAIC	NHP-0020 (301)	36	\$2,000	\$2,425	\$1,000	\$2,000
		22117	PASSAIC	NHP-0020 (301)	39	\$2,000	\$2,415	\$1,000	\$2,000

HISTORICAL BID PRICE LISTING
 BY REGION

REGION: N

PAY ITEM	CALENDAR QUARTER	CONTRACT NUMBER	COUNTY LOCATION	PROJECT DESCRIPTION	BID QUANTITY	AWARD PRICE	SECOND BIDDER	THIRD BIDDER	ESTIMATE
PRESSURE INJECTION, CONCRETE CRACKS / LF									
552003M	2021Q4	21138	UNION	NHP-0027(302)	50	\$261.00	\$90.00	\$125.00	\$125.00
	2022Q1	21140	MORRIS	100% State	23	\$100.00	\$54.00	\$150.00	\$290.00

HISTORICAL BID PRICE LISTING
 BY REGION

REGION: N

PAY ITEM	CALENDAR QUARTER	CONTRACT NUMBER	COUNTY LOCATION	PROJECT DESCRIPTION	BID QUANTITY	AWARD PRICE	SECOND BIDDER	THIRD BIDDER	ESTIMATE

SUBSTRUCTURE CONCRETE REPAIR / SF									
555003M	2021Q4	20458	MORRIS	NHP-D00S(453)	400	\$80.00	\$325.00	\$300.00	\$350.00

BRIDGE DECK WATERPROOF SURFACE COURSE / T									
555006M	2021Q4	21138	UNION	NHP-0027(302)	45	\$1,445	\$1,200	\$1,100	\$500.00

CONCRETE SPALL REPAIR, TYPE 1 / SF									
555009M	2022Q1	21140	MORRIS	100% State	12	\$300.00	\$300.00	\$250.00	\$290.00

TACK COAT 64E-22 / GAL									
555070M	2021Q4	21138	UNION	NHP-0027(302)	115	\$10.00	\$11.00	\$11.00	\$15.00

HISTORICAL BID PRICE LISTING
 BY REGION

REGION: N

PAY ITEM	CALENDAR QUARTER	CONTRACT NUMBER	COUNTY LOCATION	PROJECT DESCRIPTION	BID QUANTITY	AWARD PRICE	SECOND BIDDER	THIRD BIDDER	ESTIMATE
RIVET REPLACEMENT / U									
558005P	2022Q1	22461	HUDSON	N/A	912	\$200.00	\$110.00	\$215.00	\$225.00

HISTORICAL BID PRICE LISTING
 BY REGION

REGION: N

PAY ITEM	CALENDAR QUARTER	CONTRACT NUMBER	COUNTY LOCATION	PROJECT DESCRIPTION	BID QUANTITY	AWARD PRICE	SECOND BIDDER	THIRD BIDDER	ESTIMATE

18" CORRUGATED ALUMINUM ALLOY PIPE / LF									
601016P	2021Q4	21135	SUSSEX	NHP-0023 (327)	222	\$60.00	\$160.00	\$65.00	\$145.00

24" CORRUGATED METAL PIPE / LF									
601092P	2022Q1	21139	MORRIS	NHP-0015 (310)	20	\$1,500			\$200.00

HISTORICAL BID PRICE LISTING
 BY REGION

REGION: N

PAY ITEM	CALENDAR QUARTER	CONTRACT NUMBER	COUNTY LOCATION	PROJECT DESCRIPTION	BID QUANTITY	AWARD PRICE	SECOND BIDDER	THIRD BIDDER	ESTIMATE
36" CORRUGATED METAL PIPE / LF									
601100P	2022Q2	22127	BERGEN	CRRSAA-FLEX-0004 (32	42	\$50.00	\$50.00	\$237.90	\$200.00
12" REINFORCED CONCRETE PIPE / LF									
601120P	2021Q4	21138	UNION	NHP-0027 (302)	6	\$150.00	\$200.00	\$350.00	\$100.00
		21135	SUSSEX	NHP-0023 (327)	143	\$80.00	\$100.00	\$80.00	\$85.00
15" REINFORCED CONCRETE PIPE / LF									
601122P	2021Q4	21138	UNION	NHP-0027 (302)	90	\$160.00	\$200.00	\$170.00	\$120.00
		21135	SUSSEX	NHP-0023 (327)	3,096	\$82.00	\$100.00	\$90.00	\$75.00
	2022Q1	22101	PASSAIC	NHP-0080 (331)	107	\$100.00	\$65.00	\$100.00	\$110.00
	2022Q2	22122	MORRIS	NHP-0015 (311)	14	\$150.00	\$130.00	\$300.00	\$170.00
		22123	BERGEN	STBGP-0208 (302)	550	\$110.00	\$120.00	\$150.00	\$110.00
		22127	BERGEN	CRRSAA-FLEX-0004 (32	996	\$325.00	\$325.00	\$105.27	\$96.00
		22117	PASSAIC	NHP-0020 (301)	4,809	\$98.00	\$118.00	\$138.00	\$64.00
	2022Q3	22137	UNION	NHP-0022 (353)	11	\$175.00	\$250.00	\$120.00	\$135.00
18" REINFORCED CONCRETE PIPE / LF									
601124P	2021Q4	21135	SUSSEX	NHP-0023 (327)	147	\$83.00	\$110.00	\$80.00	\$95.00
	2022Q2	22122	MORRIS	NHP-0015 (311)	251	\$200.00	\$190.00	\$310.00	\$145.00
		22129	MORRIS	STBGP-FLEX-0046 (351)	952	\$140.00	\$100.00	\$103.48	\$115.00
		22117	PASSAIC	NHP-0020 (301)	2,730	\$110.00	\$145.00	\$245.00	\$70.00
	2022Q3	22137	UNION	NHP-0022 (353)	656	\$70.00	\$97.00	\$75.00	\$140.00
24" REINFORCED CONCRETE PIPE / LF									
601128P	2021Q4	21135	SUSSEX	NHP-0023 (327)	32	\$115.00	\$175.00	\$225.00	\$110.00

HISTORICAL BID PRICE LISTING
 BY REGION

REGION: N

PAY ITEM	CALENDAR QUARTER	CONTRACT NUMBER	COUNTY LOCATION	PROJECT DESCRIPTION	BID QUANTITY	AWARD PRICE	SECOND BIDDER	THIRD BIDDER	ESTIMATE

24" REINFORCED CONCRETE PIPE / LF									
601128P	2022Q2	22117	PASSAIC	NHP-0020 (301)	1,398	\$135.00	\$200.00	\$305.00	\$110.00
	2022Q3	22137	UNION	NHP-0022 (353)	249	\$110.00	\$170.00	\$100.00	\$160.00

30" REINFORCED CONCRETE PIPE / LF									
601132P	2022Q2	22117	PASSAIC	NHP-0020 (301)	811	\$170.00	\$192.00	\$386.00	\$115.00

36" REINFORCED CONCRETE PIPE / LF									
601134P	2022Q2	22117	PASSAIC	NHP-0020 (301)	329	\$240.00	\$159.00	\$485.00	\$165.00

15" REINFORCED CONCRETE PIPE, CLASS IV / LF									
601158P	2022Q2	22117	PASSAIC	NHP-0020 (301)	64	\$100.00	\$152.00	\$145.00	\$100.00
	2022Q3	22137	UNION	NHP-0022 (353)	9	\$150.00	\$305.00	\$125.00	\$135.00

18" REINFORCED CONCRETE PIPE, CLASS IV / LF									
601160P	2022Q2	22122	MORRIS	NHP-0015 (311)	23	\$225.00	\$90.00	\$350.00	\$180.00
		22117	PASSAIC	NHP-0020 (301)	163	\$112.00	\$132.00	\$250.00	\$110.00

24" REINFORCED CONCRETE PIPE, CLASS IV / LF									
601164P	2022Q2	22117	PASSAIC	NHP-0020 (301)	79	\$132.00	\$315.00	\$200.00	\$115.00

HISTORICAL BID PRICE LISTING
 BY REGION

REGION: N

PAY ITEM	CALENDAR QUARTER	CONTRACT NUMBER	COUNTY LOCATION	PROJECT DESCRIPTION	BID QUANTITY	AWARD PRICE	SECOND BIDDER	THIRD BIDDER	ESTIMATE

6" HIGH DENSITY POLYETHYLENE PIPE / LF									
601249P	2021Q4	21135	SUSSEX	NHP-0023(327)	208	\$25.00	\$60.00	\$15.00	\$70.00

18" HIGH DENSITY POLYETHYLENE PIPE / LF									
601250P	2022Q2	22117	PASSAIC	NHP-0020(301)	476	\$85.00	\$72.00	\$135.00	\$105.00

18" CORRUGATED ALUMINUM ALLOY END SECTIO / U									
601264M	2021Q4	21135	SUSSEX	NHP-0023(327)	1	\$950	\$2,000	\$1,800	\$1,500

HISTORICAL BID PRICE LISTING
 BY REGION

REGION: N

PAY ITEM	CALENDAR QUARTER	CONTRACT NUMBER	COUNTY LOCATION	PROJECT DESCRIPTION	BID QUANTITY	AWARD PRICE	SECOND BIDDER	THIRD BIDDER	ESTIMATE

18" CORRUGATED STEEL END SECTION / U									
601300M	2022Q2	22123	BERGEN	STBGP-0208 (302)	1	\$3,250	\$6,300	\$1,750	\$1,500

15" REINFORCED CONCRETE END SECTION / U									
601370M	2021Q4	21135	SUSSEX	NHP-0023 (327)	5	\$1,500	\$2,800	\$2,500	\$1,200

24" REINFORCED CONCRETE END SECTION / U									
601376M	2021Q4	21135	SUSSEX	NHP-0023 (327)	1	\$2,250	\$3,200	\$3,500	\$2,000

HISTORICAL BID PRICE LISTING
 BY REGION

REGION: N

PAY ITEM	CALENDAR QUARTER	CONTRACT NUMBER	COUNTY LOCATION	PROJECT DESCRIPTION	BID QUANTITY	AWARD PRICE	SECOND BIDDER	THIRD BIDDER	ESTIMATE

SUBBASE OUTLET DRAIN / LF									
601404P	2022Q2	22127	BERGEN	CRRSAA-FLEX-0004 (32	98	\$50.00	\$50.00	\$115.87	\$52.00

8" HIGH DENSITY POLYETHYLENE PIPE / LF									
601409P	2021Q4	21135	SUSSEX	NHP-0023 (327)	100	\$25.00	\$75.00	\$17.00	\$40.00
	2022Q1	22101	PASSAIC	NHP-0080 (331)	134	\$60.00	\$32.00	\$50.00	\$50.00

8" CORRUGATED STEEL UNDERDRAIN PIPE / LF									
601410P	2022Q1	21140	MORRIS	100% State	165	\$42.00	\$48.00	\$50.00	\$63.00
	2022Q2	22127	BERGEN	CRRSAA-FLEX-0004 (32	14	\$150.00	\$150.00	\$118.79	\$57.00

4" PERFORATED HDPE PIPE / LF									
601411P	2021Q4	21135	SUSSEX	NHP-0023 (327)	354	\$25.00	\$50.00	\$3.50	\$50.00

UNDERDRAIN, TYPE F / LF									
601416P	2022Q2	22127	BERGEN	CRRSAA-FLEX-0004 (32	54	\$90.00	\$90.00	\$111.07	\$33.00

8" PERFORATED HD POLYETHYLENE PIPE / LF									
601419P	2022Q1	22101	PASSAIC	NHP-0080 (331)	850	\$35.00	\$36.00	\$30.00	\$55.00
	2022Q2	22127	BERGEN	CRRSAA-FLEX-0004 (32	193	\$80.00	\$80.00	\$63.64	\$40.00
		22122	MORRIS	NHP-0015 (311)	268	\$50.00	\$50.00	\$85.00	\$35.00

HISTORICAL BID PRICE LISTING
 BY REGION

REGION: N

PAY ITEM	CALENDAR QUARTER	CONTRACT NUMBER	COUNTY LOCATION	PROJECT DESCRIPTION	BID QUANTITY	AWARD PRICE	SECOND BIDDER	THIRD BIDDER	ESTIMATE
14" X 23"				REINFORCED CONCRETE ELLIPTICAL / LF					
601596P	2022Q2	22117	PASSAIC	NHP-0020(301)	117	\$148.00	\$300.00	\$360.00	\$190.00

HISTORICAL BID PRICE LISTING
 BY REGION

REGION: N

PAY ITEM	CALENDAR QUARTER	CONTRACT NUMBER	COUNTY LOCATION	PROJECT DESCRIPTION	BID QUANTITY	AWARD PRICE	SECOND BIDDER	THIRD BIDDER	ESTIMATE
24" X 38" REINFORCED CONCRETE ELLIPTICAL / LF									
601602P	2022Q2	22117	PASSAIC	NHP-0020 (301)	76	\$200.00	\$305.00	\$445.00	\$260.00
34" X 53" REINFORCED CONCRETE ELLIPTICAL / LF									
601610P	2022Q2	22123	BERGEN	STBGP-0208 (302)	133	\$1,950	\$375	\$2,900	\$475.00
14" X 23" REINFORCED CONCRETE ELLIPTICAL / LF									
601630P	2022Q2	22122	MORRIS	NHP-0015 (311)	40	\$350.00	\$350.00	\$380.00	\$220.00
		22117	PASSAIC	NHP-0020 (301)	213	\$155.00	\$201.00	\$210.00	\$225.00
24" X 38" REINFORCED CONCRETE ELLIPTICAL / LF									
601636P	2022Q2	22117	PASSAIC	NHP-0020 (301)	41	\$220.00	\$415.00	\$425.00	\$200.00
VIDEO INSPECTION OF PIPE / LF									
601664M	2021Q4	21138	UNION	NHP-0027 (302)	2,000	\$8.55	\$8.65	\$8.00	\$10.00
	2022Q2	22117	PASSAIC	NHP-0020 (301)	958	\$17.00	\$3.60	\$4.00	\$6.00
CLEANING EXISTING PIPE, 10" DIAMETER / LF									
601668M	2022Q2	22110	BERGEN	NHP-0017 (307)	125	\$7.00	\$6.00	\$5.00	\$10.00
CLEANING EXISTING PIPE, 12" TO 24" DIAME / LF									
601670M	2021Q4	21135	SUSSEX	NHP-0023 (327)	506	\$15.00	\$8.50	\$18.50	\$8.00
		21138	UNION	NHP-0027 (302)	1,500	\$5.05	\$5.10	\$5.00	\$5.00
	2022Q1	22101	PASSAIC	NHP-0080 (331)	230	\$5.00	\$20.00	\$17.00	\$15.00
		22401	PASSAIC	STATE	500	\$5.80	\$6.50	\$6.00	\$10.00

HISTORICAL BID PRICE LISTING
 BY REGION

REGION: N

PAY ITEM	CALENDAR QUARTER	CONTRACT NUMBER	COUNTY LOCATION	PROJECT DESCRIPTION	BID QUANTITY	AWARD PRICE	SECOND BIDDER	THIRD BIDDER	ESTIMATE

CLEANING EXISTING PIPE, 12" TO 24" DIAME / LF									
601670M	(cont)	22402	UNION	STATE	500	\$8.90	\$9.35	\$17.25	\$30.00
		22102	UNION	NHP-0022 (350)	550	\$9.85	\$9.40	\$7.15	\$10.00
	2022Q2	22127	BERGEN	CRRSAA-FLEX-0004 (32	20	\$150.00	\$150.00	\$22.93	\$29.00
		22129	MORRIS	STBGP-FLEX-0046 (351)	444	\$16.50	\$20.00	\$53.56	\$16.00
		22122	MORRIS	NHP-0015 (311)	968	\$50.00	\$4.00	\$9.00	\$12.00
		22115	ESSEX	NHP-0021 (353)	2,055	\$7.50	\$9.75	\$8.92	\$10.00
		22117	PASSAIC	NHP-0020 (301)	12,524	\$13.00	\$9.10	\$8.00	\$5.00
		22110	BERGEN	NHP-0017 (307)	13,210	\$7.00	\$6.00	\$5.00	\$7.00
	2022Q3	22137	UNION	NHP-0022 (353)	462	\$9.50	\$10.00	\$9.00	\$10.00

CLEANING EXISTING PIPE, OVER 24" TO 48" / LF									
601672M	2021Q4	21135	SUSSEX	NHP-0023 (327)	101	\$20.00	\$45.00	\$19.00	\$15.00
		21138	UNION	NHP-0027 (302)	500	\$7.25	\$7.35	\$7.00	\$10.00
	2022Q2	22115	ESSEX	NHP-0021 (353)	1,080	\$16.00	\$14.65	\$17.85	\$14.00
		22117	PASSAIC	NHP-0020 (301)	1,295	\$26.00	\$19.75	\$10.00	\$11.00
		22110	BERGEN	NHP-0017 (307)	2,780	\$33.50	\$29.00	\$25.00	\$10.00
	2022Q3	22137	UNION	NHP-0022 (353)	37	\$120.00	\$123.00	\$100.00	\$35.00

CLEANING EXISTING PIPE, OVER 48" TO 72" / LF									
601674M	2022Q2	22110	BERGEN	NHP-0017 (307)	1,340	\$41.60	\$36.00	\$25.00	\$15.00

18" DUCTILE IRON PIPE / LF									
601681M	2022Q2	22123	BERGEN	STBGP-0208 (302)	150	\$240.00	\$355.00	\$250.00	\$130.00

HISTORICAL BID PRICE LISTING
 BY REGION

REGION: N

PAY ITEM	CALENDAR QUARTER	CONTRACT NUMBER	COUNTY LOCATION	PROJECT DESCRIPTION	BID QUANTITY	AWARD PRICE	SECOND BIDDER	THIRD BIDDER	ESTIMATE

LINING EXISTING PIPE 12" / LF									
601833P	2021Q4	21138	UNION	NHP-0027 (302)	270	\$355.00	\$360.00	\$322.00	\$180.00

LINING EXISTING PIPE 15" / LF									
601835P	2021Q4	21138	UNION	NHP-0027 (302)	245	\$402.00	\$409.00	\$365.00	\$200.00

LINING EXISTING PIPE 18" / LF									
601837P	2021Q4	21138	UNION	NHP-0027 (302)	235	\$171.00	\$174.00	\$155.00	\$220.00

LINING EXISTING PIPE 14" X 23" / LF									
601870P	2021Q4	21138	UNION	NHP-0027 (302)	820	\$231.00	\$234.00	\$210.00	\$220.00

LINING EXISTING PIPE 19" X 30" / LF									
601875P	2021Q4	21138	UNION	NHP-0027 (302)	30	\$396	\$402	\$28,800	\$240.00

HISTORICAL BID PRICE LISTING
BY REGION

REGION: N

PAY ITEM	CALENDAR QUARTER	CONTRACT NUMBER	COUNTY LOCATION	PROJECT DESCRIPTION	BID QUANTITY	AWARD PRICE	SECOND BIDDER	THIRD BIDDER	ESTIMATE

CONCRETE HEADWALL / CY									
602006P	2022Q2	22122	MORRIS	NHP-0015 (311)	6	\$2,500	\$2,500	\$1,600	\$2,000
		22123	BERGEN	STBGP-0208 (302)	55	\$2,400	\$1,450	\$1,615	\$4,000
		22117	PASSAIC	NHP-0020 (301)	280	\$2,450	\$4,500	\$2,125	\$2,100

INLET, TYPE A / U									
602009M	2021Q4	21138	UNION	NHP-0027 (302)	1	\$5,150	\$6,250	\$4,500	\$4,000
	2022Q2	22117	PASSAIC	NHP-0020 (301)	3	\$4,800	\$4,600	\$3,800	\$4,200
		22122	MORRIS	NHP-0015 (311)	4	\$6,000	\$3,000	\$5,900	\$4,300
	2022Q3	22137	UNION	NHP-0022 (353)	1	\$4,500	\$6,800	\$3,250	\$5,000

SPECIAL INLET, TYPE B / U									
602011M	2022Q2	22129	MORRIS	STBGP-FLEX-0046 (351)	1	\$14,500	\$30,000	\$16,694	\$18,000

INLET, TYPE B / U									
602012M	2021Q4	21138	UNION	NHP-0027 (302)	4	\$6,590	\$6,715	\$5,000	\$5,000
		21135	SUSSEX	NHP-0023 (327)	34	\$3,500	\$3,600	\$4,500	\$4,000
	2022Q2	22129	MORRIS	STBGP-FLEX-0046 (351)	6	\$8,500	\$8,000	\$8,156	\$4,800
		22122	MORRIS	NHP-0015 (311)	8	\$7,000	\$4,000	\$6,200	\$6,200
		22127	BERGEN	CRRSAA-FLEX-0004 (32	12	\$8,500	\$8,500	\$9,435	\$5,000
		22117	PASSAIC	NHP-0020 (301)	96	\$4,300	\$7,500	\$4,000	\$4,000
	2022Q3	22137	UNION	NHP-0022 (353)	7	\$6,000	\$7,300	\$4,000	\$4,000

INLET, TYPE DOUBLE B / U									
602013M	2022Q2	22117	PASSAIC	NHP-0020 (301)	25	\$8,500	\$9,500	\$8,000	\$7,750
	2022Q3	22137	UNION	NHP-0022 (353)	4	\$10,000	\$10,500	\$5,500	\$10,000

HISTORICAL BID PRICE LISTING
BY REGION

REGION: N

PAY ITEM	CALENDAR QUARTER	CONTRACT NUMBER	COUNTY LOCATION	PROJECT DESCRIPTION	BID QUANTITY	AWARD PRICE	SECOND BIDDER	THIRD BIDDER	ESTIMATE

INLET, TYPE E / U									
602018M	2021Q4	21135	SUSSEX	NHP-0023 (327)	9	\$4,000	\$4,000	\$4,500	\$4,000
	2022Q1	22101	PASSAIC	NHP-0080 (331)	1	\$7,000	\$6,500	\$5,500	\$5,000
	2022Q2	22117	PASSAIC	NHP-0020 (301)	8	\$5,000	\$6,700	\$4,500	\$5,000
	2022Q3	22137	UNION	NHP-0022 (353)	4	\$7,000	\$4,400	\$4,500	\$4,000

INLET, TYPE DOUBLE E / U									
602019M	2022Q2	22117	PASSAIC	NHP-0020 (301)	1	\$9,000	\$11,000	\$9,500	\$7,800

INLET, TYPE ES / U									
602021M	2022Q2	22122	MORRIS	NHP-0015 (311)	2	\$15,000	\$6,000	\$10,500	\$7,500
		22123	BERGEN	STBGP-0208 (302)	3	\$4,000	\$11,000	\$7,200	\$6,000

INLET, TYPE D-1 / U									
602030M	2022Q2	22117	PASSAIC	NHP-0020 (301)	48	\$4,400	\$6,000	\$5,600	\$4,500

STORM DRAIN MARKER / U									
602031M	2022Q1	22402	UNION	STATE	10	\$50.00	\$100.00	\$55.00	\$35.00
		22401	PASSAIC	STATE	22	\$75.00	\$50.00	\$16.00	\$35.00

INLET, TYPE D-2 / U									
602033M	2022Q2	22117	PASSAIC	NHP-0020 (301)	3	\$5,800	\$7,800	\$7,300	\$8,400
		22123	BERGEN	STBGP-0208 (302)	5	\$5,000	\$9,400	\$8,800	\$10,000

INLET, TYPE E-1 / U									
602036M	2022Q2	22117	PASSAIC	NHP-0020 (301)	1	\$7,500	\$7,500	\$12,000	\$5,800

HISTORICAL BID PRICE LISTING
BY REGION

REGION: N

PAY ITEM	CALENDAR QUARTER	CONTRACT NUMBER	COUNTY LOCATION	PROJECT DESCRIPTION	BID QUANTITY	AWARD PRICE	SECOND BIDDER	THIRD BIDDER	ESTIMATE

INLET, TYPE A MODIFIED / U									
602042M	2022Q2	22117	PASSAIC	NHP-0020 (301)	2	\$7,500	\$9,400	\$4,500	\$6,400

INLET, TYPE B-2 MODIFIED / U									
602051M	2022Q2	22122	MORRIS	NHP-0015 (311)	1	\$15,000	\$8,000	\$7,500	\$7,500

MANHOLE, 4' DIAMETER / U									
602054M	2021Q4	21138	UNION	NHP-0027 (302)	1	\$7,000	\$6,000	\$5,500	\$6,000
		21135	SUSSEX	NHP-0023 (327)	9	\$3,500	\$3,500	\$5,000	\$4,000
	2022Q1	22101	PASSAIC	NHP-0080 (331)	3	\$12,000	\$6,250	\$5,000	\$6,000
	2022Q2	22122	MORRIS	NHP-0015 (311)	1	\$7,500	\$4,000	\$3,000	\$8,000
		22129	MORRIS	STBGP-FLEX-0046 (351)	1	\$7,000	\$7,500	\$11,456	\$4,200
		22127	BERGEN	CRRSAA-FLEX-0004 (32)	3	\$13,500	\$13,500	\$9,025	\$6,100
		22117	PASSAIC	NHP-0020 (301)	12	\$4,000	\$5,100	\$5,000	\$5,100
	2022Q3	22137	UNION	NHP-0022 (353)	2	\$5,000	\$5,650	\$3,500	\$6,000

MANHOLE, 5' DIAMETER / U									
602057M	2022Q2	22117	PASSAIC	NHP-0020 (301)	2	\$7,500	\$9,900	\$7,000	\$7,000

INLET CONVERTED TO MANHOLE / U									
602096M	2021Q4	21135	SUSSEX	NHP-0023 (327)	1	\$1,700	\$3,000	\$2,200	\$2,000
		2022Q2	22122	MORRIS	NHP-0015 (311)	1	\$3,000	\$4,000	\$3,000
	22129		MORRIS	STBGP-FLEX-0046 (351)	1	\$2,400	\$3,000	\$3,041	\$2,900

RESET EXISTING CASTING / U									
602099M	2021Q4	21135	SUSSEX	NHP-0023 (327)	10	\$750.00	\$500.00	\$500.00	\$750.00

HISTORICAL BID PRICE LISTING
 BY REGION

REGION: N

PAY ITEM	CALENDAR QUARTER	CONTRACT NUMBER	COUNTY LOCATION	PROJECT DESCRIPTION	BID QUANTITY	AWARD PRICE	SECOND BIDDER	THIRD BIDDER	ESTIMATE
RESET EXISTING CASTING / U									
602099M	(cont)	21138	UNION	NHP-0027 (302)	152	\$750.00	\$775.00	\$600.00	\$600.00
	2022Q1	21139	MORRIS	NHP-0015 (310)	1	\$2,000			\$759.00
		22401	PASSAIC	STATE	5	\$500	\$750	\$1,000	\$450.00
		22402	UNION	STATE	5	\$1,000	\$1,175	\$1,000	\$600.00
		22401	PASSAIC	STATE	25	\$50.00	\$50.00	\$500.00	\$825.00
		22402	UNION	STATE	25	\$50.00	\$40.00	\$50.00	\$825.00
	2022Q2	22122	MORRIS	NHP-0015 (311)	1	\$1,500	\$300	\$50	\$1,000
		22127	BERGEN	CRRSAA-FLEX-0004 (32	1	\$725	\$725	\$1,081	\$550.00
		22115	ESSEX	NHP-0021 (353)	2	\$2,800	\$770	\$750	\$525.00
		22123	BERGEN	STBGP-0208 (302)	13	\$500.00	\$700.00	\$950.00	\$1,000
		22117	PASSAIC	NHP-0020 (301)	14	\$1,000	\$690	\$410	\$1,000

HISTORICAL BID PRICE LISTING
 BY REGION

REGION: N

PAY ITEM	CALENDAR QUARTER	CONTRACT NUMBER	COUNTY LOCATION	PROJECT DESCRIPTION	BID QUANTITY	AWARD PRICE	SECOND BIDDER	THIRD BIDDER	ESTIMATE

SET INLET TYPE A, CASTING / U									
602102M	2021Q4	21138	UNION	NHP-0027 (302)	2	\$1,155	\$1,400	\$1,000	\$1,000
	2022Q1	22402	UNION	STATE	2	\$1,544	\$1,130	\$2,000	\$1,200
		22401	PASSAIC	STATE	5	\$1,405	\$1,340	\$1,300	\$1,200
		22401	PASSAIC	STATE	20	\$50	\$50	\$1,250	\$825.00
		22402	UNION	STATE	20	\$50.00	\$40.00	\$50.00	\$825.00

SET INLET TYPE B, CASTING / U									
602105M	2021Q4	21138	UNION	NHP-0027 (302)	141	\$1,505	\$1,850	\$1,600	\$1,500
	2022Q1	21140	MORRIS	100% State	2	\$1,600	\$1,000	\$1,000	\$1,500
		21139	MORRIS	NHP-0015 (310)	10	\$3,040			\$1,000
		22401	PASSAIC	STATE	20	\$60	\$50	\$1,450	\$1,430
		22402	UNION	STATE	20	\$50.00	\$40.00	\$50.00	\$1,430
		22402	UNION	STATE	29	\$1,670	\$1,585	\$1,575	\$1,600
		22401	PASSAIC	STATE	48	\$1,650	\$1,575	\$1,550	\$1,600
	2022Q2	22127	BERGEN	CRRSAA-FLEX-0004 (32	1	\$2,300	\$2,300	\$2,175	\$710.00
		22122	MORRIS	NHP-0015 (311)	3	\$2,500	\$1,000	\$2,500	\$1,250
		22110	BERGEN	NHP-0017 (307)	4	\$1,965	\$1,500	\$2,100	\$1,500
		22117	PASSAIC	NHP-0020 (301)	13	\$2,000	\$1,750	\$1,000	\$950.00
	2022Q3	22137	UNION	NHP-0022 (353)	4	\$1,700	\$1,200	\$1,250	\$1,500

SET INLET TYPE E, CASTING / U									
602108M	2021Q4	21138	UNION	NHP-0027 (302)	3	\$1,625	\$1,925	\$1,600	\$1,200
	2022Q1	22402	UNION	STATE	3	\$1,701	\$1,710	\$2,000	\$1,700
		22401	PASSAIC	STATE	5	\$1,760	\$1,680	\$1,650	\$1,700
		22401	PASSAIC	STATE	20	\$60	\$50	\$1,550	\$1,760
		22402	UNION	STATE	20	\$50.00	\$50.00	\$50.00	\$1,760
	2022Q2	22127	BERGEN	CRRSAA-FLEX-0004 (32	2	\$1,700	\$1,700	\$2,285	\$1,700
		22122	MORRIS	NHP-0015 (311)	10	\$2,500	\$1,000	\$2,000	\$900.00

HISTORICAL BID PRICE LISTING
BY REGION

REGION: N

PAY ITEM	CALENDAR QUARTER	CONTRACT NUMBER	COUNTY LOCATION	PROJECT DESCRIPTION	BID QUANTITY	AWARD PRICE	SECOND BIDDER	THIRD BIDDER	ESTIMATE
SET INLET TYPE E, CASTING / U									
602108M	2022Q3	22137	UNION	NHP-0022 (353)	1	\$1,800	\$1,200	\$1,250	\$2,000
SET INLET TYPE ES, CASTING / U									
602111M	2022Q1	22401	PASSAIC	STATE	2	\$3,850	\$3,675	\$3,550	\$3,000
		22402	UNION	STATE	2	\$5,355	\$4,180	\$4,000	\$3,000
		22401	PASSAIC	STATE	5	\$150	\$50	\$3,450	\$2,310
		22402	UNION	STATE	5	\$50.00	\$100.00	\$50.00	\$2,310
SET MANHOLE CASTING / U									
602114M	2021Q4	21138	UNION	NHP-0027 (302)	49	\$1,150	\$900	\$1,100	\$1,000
	2022Q1	22401	PASSAIC	STATE	10	\$60	\$50	\$1,500	\$990.00
		22402	UNION	STATE	10	\$50.00	\$50.00	\$50.00	\$990.00
		22401	PASSAIC	STATE	18	\$700	\$850	\$1,500	\$900.00
		22402	UNION	STATE	48	\$768	\$1,362	\$1,250	\$900.00
	2022Q2	22110	BERGEN	NHP-0017 (307)	25	\$2,100	\$1,000	\$1,400	\$1,100
	2022Q3	22137	UNION	NHP-0022 (353)	4	\$1,050	\$1,200	\$750	\$1,000
SET SQUARE FRAMED MANHOLE CASTING, CIRCU / U									
602117M	2022Q1	22402	UNION	STATE	9	\$2,475	\$1,825	\$3,000	\$1,500
		22401	PASSAIC	STATE	13	\$1,825	\$1,725	\$2,500	\$1,500
RECONSTRUCTED INLET, TYPE A, USING EXIST / U									
602120M	2022Q1	21139	MORRIS	NHP-0015 (310)	1	\$5,300			\$1,034
		22401	PASSAIC	STATE	5	\$50	\$50	\$1,250	\$800.00
		22402	UNION	STATE	5	\$50.00	\$55.00	\$50.00	\$800.00
RECONSTRUCTED INLET, TYPE B, USING EXIST / U									
602123M	2022Q1	22401	PASSAIC	STATE	5	\$50	\$50	\$1,450	\$1,000

HISTORICAL BID PRICE LISTING
 BY REGION

REGION: N

PAY ITEM	CALENDAR QUARTER	CONTRACT NUMBER	COUNTY LOCATION	PROJECT DESCRIPTION	BID QUANTITY	AWARD PRICE	SECOND BIDDER	THIRD BIDDER	ESTIMATE
RECONSTRUCTED INLET, TYPE B, USING EXIST / U									
602123M	(cont)	22402	UNION	STATE	5	\$50.00	\$55.00	\$50.00	\$1,000
	2022Q2	22122	MORRIS	NHP-0015 (311)	1	\$5,000	\$1,500	\$2,500	\$2,500
		22127	BERGEN	CRRSAA-FLEX-0004 (32)	2	\$2,250	\$2,250	\$3,765	\$550.00
	2022Q3	22137	UNION	NHP-0022 (353)	1	\$2,000	\$4,500	\$1,750	\$2,500

RECONSTRUCTED INLET, TYPE E, USING EXIST / U									
602129M	2022Q1	22401	PASSAIC	STATE	5	\$60	\$50	\$1,450	\$1,600
		22402	UNION	STATE	5	\$50.00	\$55.00	\$50.00	\$1,600
	2022Q2	22122	MORRIS	NHP-0015 (311)	2	\$5,000	\$1,500	\$2,500	\$2,500

RECONSTRUCTED INLET, TYPE D-1, USING EXI / U									
602138M	2022Q2	22128	ESSEX	NHP-D00S (591)	1	\$6,000	\$5,677		\$2,500

RECONSTRUCTED INLET, TYPE D-2, USING EXI / U									
602141M	2022Q2	22123	BERGEN	STBGP-0208 (302)	2	\$2,000	\$1,575	\$2,750	\$1,800

RECONSTRUCTED INLET, TYPE E-2, USING EXI / U									
602147M	2022Q2	22122	MORRIS	NHP-0015 (311)	1	\$5,000	\$1,900	\$2,500	\$2,000

RECONSTRUCTED INLET, TYPE___, EXIST CAST / U									
602148M	2022Q2	22123	BERGEN	STBGP-0208 (302)	1	\$2,000	\$3,500	\$3,350	\$2,500

RECONSTRUCTED INLET, TYPE___, NEW CAST / U									
602149M	2021Q4	21138	UNION	NHP-0027 (302)	51	\$2,135	\$3,500	\$1,700	\$1,500

HISTORICAL BID PRICE LISTING
 BY REGION

REGION: N

PAY ITEM	CALENDAR QUARTER	CONTRACT NUMBER	COUNTY LOCATION	PROJECT DESCRIPTION	BID QUANTITY	AWARD PRICE	SECOND BIDDER	THIRD BIDDER	ESTIMATE
RECONSTRUCTED INLET, TYPE A, USING NEW C / U									
602150M	2022Q1	22402	UNION	STATE	2	\$2,710	\$1,735	\$1,500	\$1,800
		22401	PASSAIC	STATE	4	\$1,870	\$1,785	\$1,750	\$1,800
		22401	PASSAIC	STATE	10	\$50	\$50	\$1,650	\$1,100
		22402	UNION	STATE	10	\$50.00	\$55.00	\$50.00	\$1,100

RECONSTRUCTED INLET, TYPE B, USING NEW C / U									
602153M	2021Q4	21135	SUSSEX	NHP-0023 (327)	4	\$1,500	\$2,500	\$2,500	\$2,200
		21138	UNION	NHP-0027 (302)	7	\$4,135	\$2,700	\$1,700	\$2,000
	2022Q1	21140	MORRIS	100% State	2	\$2,600	\$1,400	\$2,500	\$3,000
		22401	PASSAIC	STATE	20	\$70	\$50	\$2,120	\$1,600
		22402	UNION	STATE	20	\$50.00	\$55.00	\$50.00	\$1,600
		22402	UNION	STATE	25	\$2,835	\$2,245	\$1,700	\$2,000
		22401	PASSAIC	STATE	28	\$2,343	\$2,237	\$2,200	\$2,000
	2022Q2	22127	BERGEN	CRRSAA-FLEX-0004 (32	3	\$2,900	\$2,900	\$4,859	\$1,600
		22117	PASSAIC	NHP-0020 (301)	6	\$2,500	\$2,400	\$1,800	\$1,580

RECONSTRUCTED INLET, TYPE E, USING NEW C / U									
602159M	2022Q1	22402	UNION	STATE	2	\$2,835	\$2,365	\$2,500	\$2,300
		22401	PASSAIC	STATE	4	\$2,475	\$2,365	\$2,300	\$2,300
		22401	PASSAIC	STATE	10	\$60	\$50	\$2,200	\$1,650
		22402	UNION	STATE	10	\$50.00	\$55.00	\$50.00	\$1,650

RECONSTRUCTED INLET, TYPE D-1, USING NEW / U									
602168M	2022Q1	22401	PASSAIC	STATE	2	\$2,530	\$2,415	\$2,350	\$2,300

RECONSTRUCTED INLET, TYPE D-2, USING NEW / U									
602171M	2022Q1	22401	PASSAIC	STATE	2	\$2,860	\$2,730	\$2,650	\$2,400
	2022Q2	22123	BERGEN	STBGP-0208 (302)	6	\$3,000	\$3,500	\$5,000	\$4,500

HISTORICAL BID PRICE LISTING
 BY REGION

REGION: N

PAY ITEM	CALENDAR QUARTER	CONTRACT NUMBER	COUNTY LOCATION	PROJECT DESCRIPTION	BID QUANTITY	AWARD PRICE	SECOND BIDDER	THIRD BIDDER	ESTIMATE

RECONSTRUCTED MANHOLE, USING EXISTING CA / U									
602180M	2022Q1	22401	PASSAIC	STATE	5	\$50	\$50	\$1,600	\$2,200
		22402	UNION	STATE	5	\$50.00	\$50.00	\$50.00	\$2,200

RECONSTRUCTED MANHOLE, USING NEW CASTING / U									
602183M	2022Q1	22401	PASSAIC	STATE	2	\$1,300	\$2,000	\$3,200	\$2,400
		22401	PASSAIC	STATE	5	\$60	\$50	\$1,950	\$1,540
		22402	UNION	STATE	5	\$2,068	\$1,365	\$1,500	\$2,000
		22402	UNION	STATE	5	\$50.00	\$55.00	\$50.00	\$1,540
	2022Q2	22117	PASSAIC	NHP-0020 (301)	2	\$2,500	\$1,775	\$960	\$700.00

HISTORICAL BID PRICE LISTING
 BY REGION

REGION: N

PAY ITEM	CALENDAR QUARTER	CONTRACT NUMBER	COUNTY LOCATION	PROJECT DESCRIPTION	BID QUANTITY	AWARD PRICE	SECOND BIDDER	THIRD BIDDER	ESTIMATE

EXTENSION RING FOR EXISTING MANHOLE, 5' / U									
602201M	2022Q2	22115	ESSEX	NHP-0021 (353)	11	\$350.00	\$300.00	\$950.00	\$400.00

BICYCLE SAFE GRATE / U									
602210M	2021Q4	21138	UNION	NHP-0027 (302)	10	\$400.00	\$600.00	\$400.00	\$500.00
	2022Q1	21139	MORRIS	NHP-0015 (310)	1	\$1,600			\$600.00
		22402	UNION	STATE	7	\$475.00	\$365.00	\$550.00	\$400.00
		22102	UNION	NHP-0022 (350)	17	\$350.00	\$575.00	\$640.00	\$248.00
		22401	PASSAIC	STATE	58	\$340.00	\$445.00	\$600.00	\$400.00
		22401	PASSAIC	STATE	100	\$25.00	\$50.00	\$550.00	\$275.00
		22402	UNION	STATE	100	\$50.00	\$25.00	\$375.00	\$275.00
	2022Q2	22110	BERGEN	NHP-0017 (307)	1	\$525.00	\$400.00	\$400.00	\$510.00
		22115	ESSEX	NHP-0021 (353)	17	\$550.00	\$500.00	\$550.00	\$275.00

CURB PIECE / U									
602213M	2021Q4	21138	UNION	NHP-0027 (302)	10	\$385.00	\$600.00	\$350.00	\$600.00
	2022Q1	22102	UNION	NHP-0022 (350)	18	\$345.00	\$475.00	\$530.00	\$204.00
		22402	UNION	STATE	20	\$380.00	\$295.00	\$400.00	\$450.00
		21139	MORRIS	NHP-0015 (310)	21	\$1,600			\$351.00
		22401	PASSAIC	STATE	68	\$380.00	\$345.00	\$600.00	\$450.00
		22401	PASSAIC	STATE	125	\$25.00	\$50.00	\$520.00	\$275.00
		22402	UNION	STATE	125	\$50.00	\$25.00	\$350.00	\$275.00
	2022Q2	22123	BERGEN	STBGP-0208 (302)	6	\$500.00	\$500.00	\$550.00	\$1,800
		22110	BERGEN	NHP-0017 (307)	16	\$395.00	\$600.00	\$325.00	\$500.00
		22128	ESSEX	NHP-D00S (591)	31	\$450.00	\$720.00		\$420.00
		22117	PASSAIC	NHP-0020 (301)	37	\$500.00	\$540.00	\$565.00	\$325.00
		22115	ESSEX	NHP-0021 (353)	42	\$475.00	\$500.00	\$460.00	\$285.00

CLEANING DRAINAGE STRUCTURE / U									
602216M	2021Q4	21138	UNION	NHP-0027 (302)	30	\$905.00	\$375.00	\$325.00	\$400.00

HISTORICAL BID PRICE LISTING
 BY REGION

REGION: N

PAY ITEM	CALENDAR QUARTER	CONTRACT NUMBER	COUNTY LOCATION	PROJECT DESCRIPTION	BID QUANTITY	AWARD PRICE	SECOND BIDDER	THIRD BIDDER	ESTIMATE
CLEANING DRAINAGE STRUCTURE / U									
602216M	2022Q1	22102	UNION	NHP-0022 (350)	11	\$495	\$475	\$1,000	\$272.00
		22401	PASSAIC	STATE	21	\$590	\$1,250	\$350	\$400.00
		22401	PASSAIC	STATE	50	\$50.00	\$50.00	\$240.00	\$375.00
		22402	UNION	STATE	50	\$50.00	\$10.00	\$650.00	\$375.00
		22402	UNION	STATE	68	\$475.00	\$470.00	\$400.00	\$400.00
	2022Q2	22127	BERGEN	CRRSAA-FLEX-0004 (32)	1	\$300	\$300	\$2,408	\$300.00
		22129	MORRIS	STBGP-FLEX-0046 (351)	3	\$550.00	\$700.00	\$696.22	\$400.00
		22122	MORRIS	NHP-0015 (311)	4	\$1,000	\$900	\$660	\$550.00
		22115	ESSEX	NHP-0021 (353)	40	\$495.00	\$500.00	\$882.00	\$300.00
		22117	PASSAIC	NHP-0020 (301)	229	\$350.00	\$335.00	\$750.00	\$130.00
		22110	BERGEN	NHP-0017 (307)	284	\$395.00	\$225.00	\$150.00	\$250.00
	2022Q3	22137	UNION	NHP-0022 (353)	3	\$1,050	\$1,100	\$950	\$250.00

TRENCH DRAIN / LF									
602220M	2022Q1	22101	PASSAIC	NHP-0080 (331)	99	\$400.00	\$250.00	\$400.00	\$275.00

OUTLET CONTROL STRUCTURE / U									
602223M	2021Q4	21135	SUSSEX	NHP-0023 (327)	1	\$4,750	\$12,000	\$15,000	\$10,000

MANUFACTURED TREATMENT DEVICE / U									
602229M	2022Q2	22117	PASSAIC	NHP-0020 (301)	5	\$70,000	\$125,000	\$75,000	\$30,000

MANUFACTURED TREATMENT DEVICE NO. ____ / U									
602230M	2021Q4	21135	SUSSEX	NHP-0023 (327)	1	\$30,000	\$30,000	\$75,000	\$50,000
		21135	SUSSEX	NHP-0023 (327)	1	\$65,000	\$50,000	\$75,000	\$50,000

INLET, TYPE ES MODIFIED / U									
602285M	2022Q2	22122	MORRIS	NHP-0015 (311)	1	\$17,500	\$6,000	\$10,500	\$7,500

HISTORICAL BID PRICE LISTING
 BY REGION

REGION: N

PAY ITEM	CALENDAR QUARTER	CONTRACT NUMBER	COUNTY LOCATION	PROJECT DESCRIPTION	BID QUANTITY	AWARD PRICE	SECOND BIDDER	THIRD BIDDER	ESTIMATE

TIDAL CHECK VALVE, SIZE 24" / U									
602346M	2022Q2	22117	PASSAIC	NHP-0020 (301)	1	\$22,000	\$10,000	\$8,400	\$8,000

TIDAL CHECK VALVE, SIZE 30" / U									
602347M	2022Q2	22117	PASSAIC	NHP-0020 (301)	3	\$28,000	\$12,000	\$11,000	\$8,500

TIDAL CHECK VALVE, SIZE 36" / U									
602348M	2022Q2	22117	PASSAIC	NHP-0020 (301)	2	\$35,000	\$15,000	\$12,000	\$9,000

CATCH BASIN TRAP / U									
602380M	2021Q4	21138	UNION	NHP-0027 (302)	72	\$700	\$1,350	\$750	\$500.00

HISTORICAL BID PRICE LISTING
 BY REGION

REGION: N

PAY ITEM	CALENDAR QUARTER	CONTRACT NUMBER	COUNTY LOCATION	PROJECT DESCRIPTION	BID QUANTITY	AWARD PRICE	SECOND BIDDER	THIRD BIDDER	ESTIMATE

CONCRETE SLOPE PROTECTION, REINFORCED, 4 / SY									
603015P	2022Q1	21140	MORRIS	100% State	24	\$200.00	\$145.00	\$300.00	\$343.00

RIPRAP STONE SLOPE PROTECTION, "THICK / SY									
603017P	2021Q4	21135	SUSSEX	NHP-0023 (327)	35	\$74.00	\$100.00	\$85.00	\$50.00
	2022Q2	22117	PASSAIC	NHP-0020 (301)	2,860	\$65.00	\$72.00	\$92.00	\$35.00

RIPRAP STONE SLOPE PROTECTION, 24" THICK / SY									
603024P	2021Q4	21135	SUSSEX	NHP-0023 (327)	11	\$310.00	\$300.00	\$125.00	\$80.00
	2022Q2	22127	BERGEN	CRRSAA-FLEX-0004 (32	113	\$100.00	\$100.00	\$200.32	\$120.00
	2022Q3	22137	UNION	NHP-0022 (353)	96	\$110.00	\$150.00	\$80.00	\$130.00

RIPRAP STONE CHANNEL PROTECTION, 12" THI / SY									
603036P	2022Q1	22101	PASSAIC	NHP-0080 (331)	6	\$150.00	\$100.00	\$200.00	\$75.00
	2022Q2	22122	MORRIS	NHP-0015 (311)	36	\$75.00	\$60.00	\$250.00	\$125.00
		22123	BERGEN	STBGP-0208 (302)	53	\$150.00	\$300.00	\$100.00	\$130.00
		22117	PASSAIC	NHP-0020 (301)	299	\$75.00	\$70.00	\$150.00	\$70.00

RIPRAP STONE CHANNEL PROTECTION, 16" THI / SY									
603039P	2022Q2	22122	MORRIS	NHP-0015 (311)	215	\$85.00	\$60.00	\$150.00	\$115.00

HISTORICAL BID PRICE LISTING
BY REGION

REGION: N

PAY ITEM -----	CALENDAR QUARTER	CONTRACT NUMBER	COUNTY LOCATION	PROJECT DESCRIPTION	BID QUANTITY	AWARD PRICE	SECOND BIDDER	THIRD BIDDER	ESTIMATE
-----	-----	-----	-----	-----	-----	-----	-----	-----	-----
GABION WALL / CY									
604003P	2022Q2	22123	BERGEN	STBGP-0208 (302)	65	\$400.00	\$700.00	\$500.00	\$500.00

HISTORICAL BID PRICE LISTING
 BY REGION

REGION: N

PAY ITEM	CALENDAR QUARTER	CONTRACT NUMBER	COUNTY LOCATION	PROJECT DESCRIPTION	BID QUANTITY	AWARD PRICE	SECOND BIDDER	THIRD BIDDER	ESTIMATE

CHAIN-LINK FENCE, ALUMINUM-COATED STEEL, / LF									
605003P	2021Q4	21135	SUSSEX	NHP-0023 (327)	677	\$40.00	\$65.00	\$42.00	\$50.00

CHAIN-LINK FENCE, ALUMINUM-COATED STEEL, / LF									
605009P	2022Q1	22424	MORRIS	STATE	3,000	\$67.00	\$94.75		\$75.00

CHAIN-LINK FENCE, PVC-COATED STEEL, 6' H / LF									
605027P	2022Q1	22424	MORRIS	STATE	1,500	\$67.00	\$99.25		\$79.00
	2022Q2	22117	PASSAIC	NHP-0020 (301)	60	\$110.00	\$103.00	\$45.00	\$60.00

CHAIN-LINK FENCE, 4' HIGH / LF									
605039P	2022Q1	22101	PASSAIC	NHP-0080 (331)	343	\$35.00	\$50.00	\$80.00	\$52.00

CHAIN-LINK FENCE, 6' HIGH / LF									
605045P	2021Q4	21138	UNION	NHP-0027 (302)	946	\$36.50	\$35.00	\$50.00	\$60.00
	2022Q2	22123	BERGEN	STBGP-0208 (302)	2,057	\$54.00	\$37.00	\$75.00	\$50.00

SECURITY FENCE / LF									
605055P	2021Q4	21138	UNION	NHP-0027 (302)	40	\$220.00	\$210.00	\$250.00	\$75.00

GATE, CHAIN-LINK FENCE, ALUMINUM COATED / U									
605060M	2022Q1	22424	MORRIS	STATE	3	\$0.01	\$360.00		\$350.00

GATE, CHAIN-LINK FENCE, ALUMINUM COATED / U									
605066M	2022Q1	22424	MORRIS	STATE	3	\$0.01	\$750.00		\$400.00

HISTORICAL BID PRICE LISTING
 BY REGION

REGION: N

PAY ITEM	CALENDAR QUARTER	CONTRACT NUMBER	COUNTY LOCATION	PROJECT DESCRIPTION	BID QUANTITY	AWARD PRICE	SECOND BIDDER	THIRD BIDDER	ESTIMATE

GATE, CHAIN-LINK FENCE, ALUMINUM COATED / U									
605069M	2021Q4	21135	SUSSEX	NHP-0023 (327)	1	\$1,500	\$1,600	\$2,000	\$1,500
	2022Q1	22424	MORRIS	STATE	3	\$0.01	\$925.00		\$450.00

GATE, CHAIN-LINK FENCE, ALUMINUM COATED / U									
605072M	2022Q1	22424	MORRIS	STATE	3	\$0.01	\$960.00		\$500.00

GATE, CHAIN-LINK FENCE, ALUMINUM COATED / U									
605081M	2022Q1	22424	MORRIS	STATE	3	\$0	\$1,275		\$600.00

GATE, CHAIN-LINK FENCE, PVC-COATED STEEL / U									
605099M	2022Q1	22424	MORRIS	STATE	3	\$0.01	\$535.00		\$360.00

HISTORICAL BID PRICE LISTING
 BY REGION

REGION: N

PAY ITEM	CALENDAR QUARTER	CONTRACT NUMBER	COUNTY LOCATION	PROJECT DESCRIPTION	BID QUANTITY	AWARD PRICE	SECOND BIDDER	THIRD BIDDER	ESTIMATE

GATE, CHAIN-LINK FENCE, PVC-COATED STEEL / U									
605105M	2022Q1	22424	MORRIS	STATE	3	\$0.01	\$860.00		\$410.00

GATE, CHAIN-LINK FENCE, PVC-COATED STEEL / U									
605108M	2022Q1	22424	MORRIS	STATE	3	\$0	\$1,400		\$460.00

GATE, CHAIN-LINK FENCE, PVC-COATED STEEL / U									
605111M	2022Q1	22424	MORRIS	STATE	3	\$0	\$1,450		\$630.00

GATE, CHAIN-LINK FENCE, PVC-COATED STEEL / U									
605120M	2022Q1	22424	MORRIS	STATE	3	\$0	\$1,900		\$650.00

SLIDING GATE, SECURITY FENCE, 12' WIDE / U									
605152M	2022Q1	22424	MORRIS	STATE	2	\$0	\$4,625		\$4,125

GATE, CHAIN-LINK FENCE, 15' WIDE / U									
605156M	2021Q4	21138	UNION	NHP-0027(302)	1	\$2,200	\$2,100	\$2,200	\$2,000

GATE, CHAIN-LINK FENCE, 30' WIDE / U									
605171M	2021Q4	21138	UNION	NHP-0027(302)	1	\$3,520	\$3,250	\$3,500	\$3,000

REPAIRING CHAIN-LINK FENCE / LF									
605174M	2022Q1	22424	MORRIS	STATE	2,000	\$60.00	\$74.22		\$55.00

BARRIER CURB MOUNTED FENCE / LF									
605175M	2022Q1	22424	MORRIS	STATE	770	\$150.00	\$144.65		\$115.00

HISTORICAL BID PRICE LISTING
 BY REGION

REGION: N

PAY ITEM	CALENDAR QUARTER	CONTRACT NUMBER	COUNTY LOCATION	PROJECT DESCRIPTION	BID QUANTITY	AWARD PRICE	SECOND BIDDER	THIRD BIDDER	ESTIMATE

TEMPORARY CHAIN-LINK FENCE, 6' HIGH / LF									
605183P	2022Q2	22117	PASSAIC	NHP-0020 (301)	100	\$60.00	\$57.00	\$29.00	\$50.00

HANDRAIL / LF									
605193P	2022Q1	22101	PASSAIC	NHP-0080 (331)	1,465	\$90.00	\$25.00	\$54.00	\$35.00

WOOD STOCKADE FENCE / LF									
605195P	2022Q2	22123	BERGEN	STBGP-0208 (302)	88	\$165.00	\$55.00	\$150.00	\$100.00

HISTORICAL BID PRICE LISTING
 BY REGION

REGION: N

PAY ITEM	CALENDAR QUARTER	CONTRACT NUMBER	COUNTY LOCATION	PROJECT DESCRIPTION	BID QUANTITY	AWARD PRICE	SECOND BIDDER	THIRD BIDDER	ESTIMATE
DEER FENCE, TEMPORARY / LF									
605205P	2022Q3	22137	UNION	NHP-0022 (353)	929	\$6.50	\$15.00	\$25.00	\$20.00

RESET FENCE / LF									
605212P	2021Q4	21138	UNION	NHP-0027 (302)	59	\$44.00	\$42.00	\$75.00	\$40.00
	2022Q1	22424	MORRIS	STATE	250	\$150.00	\$144.65		\$145.00
		22424	MORRIS	STATE	1,000	\$60.00	\$74.22		\$65.00
	2022Q2	22117	PASSAIC	NHP-0020 (301)	190	\$76.00	\$70.00	\$40.00	\$75.00

VINYL PRIVACY FENCE, 6' HIGH / LF									
605230P	2022Q2	22129	MORRIS	STBGP-FLEX-0046 (351)	55	\$125.00	\$75.00	\$138.17	\$20.00

HISTORICAL BID PRICE LISTING
 BY REGION

REGION: N

PAY ITEM	CALENDAR QUARTER	CONTRACT NUMBER	COUNTY LOCATION	PROJECT DESCRIPTION	BID QUANTITY	AWARD PRICE	SECOND BIDDER	THIRD BIDDER	ESTIMATE

HOT MIX ASPHALT SIDEWALK, 2" THICK / SY									
606003P	2021Q4	21138	UNION	NHP-0027 (302)	2,000	\$66.00	\$55.00	\$40.00	\$55.00
	2022Q2	22122	MORRIS	NHP-0015 (311)	9	\$100.00	\$160.00	\$150.00	\$95.00
		22117	PASSAIC	NHP-0020 (301)	26	\$50.00	\$102.00	\$48.00	\$50.00

HOT MIX ASPHALT SIDEWALK, 5 1/2" THICK / SY									
606009P	2021Q4	21138	UNION	NHP-0027 (302)	53	\$77.00	\$75.00	\$50.00	\$75.00
	2022Q1	22401	PASSAIC	STATE	2	\$150.00	\$160.00	\$160.00	\$80.00
		22402	UNION	STATE	15	\$175.00	\$110.00	\$200.00	\$130.00

CONCRETE SIDEWALK, 4" THICK / SY									
606012P	2021Q4	21135	SUSSEX	NHP-0023 (327)	20	\$150.00	\$200.00	\$165.00	\$210.00
		21137	MORRIS	STBGP-FLEX-0046 (346)	706	\$181.25	\$300.00	\$220.00	\$150.00
		21138	UNION	NHP-0027 (302)	13,822	\$134.10	\$190.00	\$70.00	\$90.00
	2022Q1	22101	PASSAIC	NHP-0080 (331)	2	\$10.00	\$300.00	\$300.00	\$150.00
		22427	BERGEN	100% STATE	250	\$80.00	\$75.00	\$200.00	\$100.00
		22401	PASSAIC	STATE	500	\$40.00	\$50.00	\$175.00	\$77.00
		22402	UNION	STATE	500	\$50.00	\$40.00	\$110.00	\$77.00
	2022Q2	22110	BERGEN	NHP-0017 (307)	487	\$202.65	\$96.00	\$170.00	\$115.00
		22129	MORRIS	STBGP-FLEX-0046 (351)	519	\$140.00	\$150.00	\$149.95	\$80.00
		22127	BERGEN	CRRSAA-FLEX-0004 (32)	964	\$160.00	\$160.00	\$176.59	\$120.00
		22117	PASSAIC	NHP-0020 (301)	3,547	\$100.00	\$115.00	\$175.00	\$85.00
	2022Q3	22137	UNION	NHP-0022 (353)	192	\$141.00	\$155.00	\$70.00	\$192.00

TINTED CONCRETE SIDEWALK, 4" THICK / SY									
606013P	2021Q4	21138	UNION	NHP-0027 (302)	284	\$145.00	\$295.00	\$125.00	\$120.00
	2022Q2	22117	PASSAIC	NHP-0020 (301)	538	\$180.00	\$140.00	\$250.00	\$125.00

HISTORICAL BID PRICE LISTING
 BY REGION

REGION: N

PAY ITEM	CALENDAR QUARTER	CONTRACT NUMBER	COUNTY LOCATION	PROJECT DESCRIPTION	BID QUANTITY	AWARD PRICE	SECOND BIDDER	THIRD BIDDER	ESTIMATE

CONCRETE SIDEWALK, 6" THICK / SY									
606018P	2022Q1	22427	BERGEN	100% STATE	150	\$85.00	\$90.00	\$220.00	\$90.00
		22401	PASSAIC	STATE	250	\$40.00	\$50.00	\$175.00	\$82.00
		22402	UNION	STATE	250	\$50.00	\$40.00	\$120.00	\$82.00
		22401	PASSAIC	STATE	514	\$193.00	\$184.00	\$185.00	\$100.00
		22402	UNION	STATE	1,167	\$145.30	\$165.00	\$120.50	\$100.00
	2022Q2	22122	MORRIS	NHP-0015 (311)	1	\$1,100	\$500	\$500	\$160.00

CONCRETE SIDEWALK, 8" THICK / SY									
606021P	2021Q4	21138	UNION	NHP-0027 (302)	443	\$150.00	\$270.00	\$130.00	\$150.00
	2022Q2	22117	PASSAIC	NHP-0020 (301)	153	\$200.00	\$150.00	\$200.00	\$150.00
		22128	ESSEX	NHP-D00S (591)	324	\$600.00	\$660.00		\$175.00

CONCRETE SIDEWALK, REINFORCED, 6" THICK / SY									
606024P	2022Q1	22101	PASSAIC	NHP-0080 (331)	727	\$50.00	\$150.00	\$100.00	\$125.00

RESET PRECAST CONCRETE PAVERS / SY									
606028P	2022Q1	22402	UNION	STATE	258	\$126.00	\$165.00	\$110.00	\$100.00

BRICK PAVERS / SY									
606029P	2021Q4	21138	UNION	NHP-0027 (302)	59	\$138.00	\$440.00	\$280.00	\$175.00
	2022Q1	22427	BERGEN	100% STATE	25	\$100.00	\$16.00	\$400.00	\$175.00

HOT MIX ASPHALT DRIVEWAY, 4" THICK / SY									
606036P	2021Q4	21135	SUSSEX	NHP-0023 (327)	1,194	\$36.00	\$35.00	\$55.00	\$45.00

HOT MIX ASPHALT DRIVEWAY, 6" THICK / SY									
606039P	2021Q4	21137	MORRIS	STBGP-FLEX-0046 (346)	27	\$93.75	\$100.00	\$65.00	\$100.00

HISTORICAL BID PRICE LISTING
 BY REGION

REGION: N

PAY ITEM	CALENDAR QUARTER	CONTRACT NUMBER	COUNTY LOCATION	PROJECT DESCRIPTION	BID QUANTITY	AWARD PRICE	SECOND BIDDER	THIRD BIDDER	ESTIMATE

		21138	UNION	NHP-0027 (302)	220	\$85.00	\$150.00	\$60.00	\$100.00
HOT MIX ASPHALT DRIVEWAY, 6" THICK / SY									
606039P	(cont)	21135	SUSSEX	NHP-0023 (327)	816	\$45.00	\$50.00	\$59.00	\$55.00
	2022Q1	22402	UNION	STATE	152	\$125.00	\$85.00	\$81.00	\$55.00
		22401	PASSAIC	STATE	156	\$95.00	\$150.00	\$175.00	\$55.00
		22401	PASSAIC	STATE	250	\$15.00	\$10.00	\$115.00	\$77.00
		22402	UNION	STATE	250	\$10.00	\$12.00	\$90.00	\$77.00
	2022Q2	22117	PASSAIC	NHP-0020 (301)	884	\$42.00	\$95.00	\$70.00	\$40.00

HOT MIX ASPHALT DRIVEWAY, 8" THICK / SY									
606040P	2021Q4	21138	UNION	NHP-0027 (302)	410	\$95.00	\$180.00	\$64.00	\$150.00

HOT MIX ASPHALT DRIVEWAY, VARIABLE THICK / SY									
606042P	2022Q1	22401	PASSAIC	STATE	250	\$10.00	\$10.00	\$55.00	\$60.00
		22402	UNION	STATE	250	\$10.00	\$9.00	\$74.00	\$60.00
		22402	UNION	STATE	557	\$95.00	\$55.00	\$70.00	\$35.00
		22401	PASSAIC	STATE	681	\$55.00	\$78.00	\$100.00	\$35.00
	2022Q2	22122	MORRIS	NHP-0015 (311)	223	\$65.00	\$100.00	\$55.00	\$60.00
	2022Q3	22137	UNION	NHP-0022 (353)	260	\$87.00	\$80.00	\$70.00	\$64.00

STONE OR GRAVEL DRIVEWAY, ___" THICK / SY									
606044P	2022Q2	22122	MORRIS	NHP-0015 (311)	149	\$35.00	\$20.00	\$49.00	\$30.00

CONCRETE DRIVEWAY, 6" THICK / SY									
606051P	2021Q4	21137	MORRIS	STBGP-FLEX-0046 (346)	17	\$187.50	\$325.00	\$300.00	\$140.00
	2022Q1	22401	PASSAIC	STATE	238	\$193.00	\$184.00	\$185.00	\$160.00

HISTORICAL BID PRICE LISTING
 BY REGION

REGION: N

PAY ITEM	CALENDAR QUARTER	CONTRACT NUMBER	COUNTY LOCATION	PROJECT DESCRIPTION	BID QUANTITY	AWARD PRICE	SECOND BIDDER	THIRD BIDDER	ESTIMATE

CONCRETE DRIVEWAY, 6" THICK / SY									
606051P	(cont)	22402	UNION	STATE	1,020	\$145.25	\$165.00	\$120.00	\$100.00
	2022Q2	22117	PASSAIC	NHP-0020 (301)	88	\$150.00	\$162.00	\$190.00	\$160.00
	2022Q3	22137	UNION	NHP-0022 (353)	40	\$160.00	\$165.00	\$160.00	\$160.00

CONCRETE DRIVEWAY, 8" THICK / SY									
606054P	2022Q2	22129	MORRIS	STBGP-FLEX-0046 (351)	166	\$200.00	\$190.00	\$182.09	\$180.00

CONCRETE DRIVEWAY, REINFORCED, 6" THICK / SY									
606057P	2021Q4	21138	UNION	NHP-0027 (302)	1,009	\$121.00	\$230.00	\$80.00	\$120.00
	2022Q2	22117	PASSAIC	NHP-0020 (301)	34	\$150.00	\$180.00	\$200.00	\$155.00

CONCRETE DRIVEWAY, REINFORCED, 8" THICK / SY									
606060P	2021Q4	21138	UNION	NHP-0027 (302)	754	\$155.00	\$250.00	\$100.00	\$180.00
	2022Q1	22401	PASSAIC	STATE	120	\$204.00	\$195.00	\$195.00	\$200.00
		22402	UNION	STATE	146	\$177.20	\$182.00	\$140.00	\$200.00

CONCRETE ISLAND, 4" THICK / SY									
606075P	2021Q4	21135	SUSSEX	NHP-0023 (327)	3	\$150.00	\$200.00	\$80.00	\$200.00
		21138	UNION	NHP-0027 (302)	263	\$116.00	\$200.00	\$74.00	\$105.00
	2022Q2	22110	BERGEN	NHP-0017 (307)	173	\$197.65	\$96.00	\$115.00	\$173.00
		22117	PASSAIC	NHP-0020 (301)	1,059	\$150.00	\$132.00	\$175.00	\$80.00
	2022Q3	22137	UNION	NHP-0022 (353)	17	\$130.00	\$155.00	\$140.00	\$140.00

CONCRETE ISLAND, 6" THICK / SY									
606078P	2022Q1	22402	UNION	STATE	144	\$145.25	\$165.00	\$121.00	\$120.00

HISTORICAL BID PRICE LISTING
 BY REGION

REGION: N

PAY ITEM	CALENDAR QUARTER	CONTRACT NUMBER	COUNTY LOCATION	PROJECT DESCRIPTION	BID QUANTITY	AWARD PRICE	SECOND BIDDER	THIRD BIDDER	ESTIMATE

CONCRETE ISLAND, 6" THICK / SY									
606078P	(cont)	21140	MORRIS	100% State	341	\$100.00	\$65.00	\$80.00	\$150.00
		22401	PASSAIC	STATE	408	\$193.00	\$184.00	\$190.00	\$120.00
	2022Q2	22122	MORRIS	NHP-0015 (311)	15	\$300.00	\$500.00	\$135.00	\$175.00
		22129	MORRIS	STBGP-FLEX-0046 (351)	25	\$160.00	\$160.00	\$155.31	\$350.00

CONCRETE ISLAND, 8" THICK / SY									
606081P	2022Q3	22137	UNION	NHP-0022 (353)	28	\$305.00	\$170.00	\$180.00	\$185.00

DETECTABLE WARNING SURFACE / SY									
606084P	2021Q4	21135	SUSSEX	NHP-0023 (327)	4	\$200.00	\$300.00	\$255.00	\$300.00
		21137	MORRIS	STBGP-FLEX-0046 (346)	88	\$331.25	\$250.00	\$300.00	\$275.00
		21138	UNION	NHP-0027 (302)	237	\$270.00	\$250.00	\$500.00	\$250.00
	2022Q1	22101	PASSAIC	NHP-0080 (331)	1	\$1,000	\$300	\$550	\$300.00
		22427	BERGEN	100% STATE	5	\$80.00	\$175.00	\$160.00	\$70.00
		22401	PASSAIC	STATE	31	\$330.00	\$315.00	\$330.00	\$360.00
		22401	PASSAIC	STATE	50	\$50.00	\$300.00	\$320.00	\$200.00
		22402	UNION	STATE	50	\$300.00	\$50.00	\$550.00	\$200.00
		22402	UNION	STATE	81	\$359.10	\$330.00	\$550.00	\$360.00
	2022Q2	22127	BERGEN	CRRSAA-FLEX-0004 (32	9	\$350.00	\$350.00	\$384.15	\$350.00
		22129	MORRIS	STBGP-FLEX-0046 (351)	32	\$250.00	\$750.00	\$669.44	\$450.00
		22110	BERGEN	NHP-0017 (307)	44	\$385.00	\$220.00	\$120.00	\$250.00
		22117	PASSAIC	NHP-0020 (301)	87	\$300.00	\$475.00	\$650.00	\$250.00

DETECTABLE WARNING SURFACE, PAVER / SF									
606085P	2022Q1	22402	UNION	STATE	16	\$18.90	\$55.00	\$82.00	\$100.00

DETECTABLE WARNING SURFACE, CAST IRON / SY									
606088P	2021Q4	21138	UNION	NHP-0027 (302)	225	\$470.00	\$425.00	\$600.00	\$365.00

HISTORICAL BID PRICE LISTING
 BY REGION

REGION: N

PAY ITEM	CALENDAR QUARTER	CONTRACT NUMBER	COUNTY LOCATION	PROJECT DESCRIPTION	BID QUANTITY	AWARD PRICE	SECOND BIDDER	THIRD BIDDER	ESTIMATE
GRANITE PAVING / SF									
606094P	2021Q4	21138	UNION	NHP-0027 (302)	2,719	\$19.00	\$75.00	\$105.00	\$120.00

TURF PAVERS / SY									
606095P	2022Q1	22427	BERGEN	100% STATE	150	\$150.00	\$10.00	\$300.00	\$150.00
	2022Q2	22129	MORRIS	STBGP-FLEX-0046 (351)	11	\$385.00	\$250.00	\$214.22	\$200.00
	2022Q3	22137	UNION	NHP-0022 (353)	50	\$200.00	\$145.00	\$300.00	\$250.00

HISTORICAL BID PRICE LISTING
BY REGION

REGION: N

PAY ITEM	CALENDAR QUARTER	CONTRACT NUMBER	COUNTY LOCATION	PROJECT DESCRIPTION	BID QUANTITY	AWARD PRICE	SECOND BIDDER	THIRD BIDDER	ESTIMATE
STAMPED COLORED CONC SIDEWALKS, 4" / SY									
606103P	2022Q1	22402	UNION	STATE	83	\$189.00	\$220.00	\$275.00	\$300.00

HISTORICAL BID PRICE LISTING
 BY REGION

REGION: N

PAY ITEM	CALENDAR QUARTER	CONTRACT NUMBER	COUNTY LOCATION	PROJECT DESCRIPTION	BID QUANTITY	AWARD PRICE	SECOND BIDDER	THIRD BIDDER	ESTIMATE

15" X 41" CONCRETE BARRIER CURB / LF									
607003P	2021Q4	21138	UNION	NHP-0027 (302)	17	\$770.00	\$800.00	\$350.00	\$250.00

24" X 41" CONCRETE BARRIER CURB / LF									
607012P	2022Q1	22401	PASSAIC	STATE	140	\$770.00	\$735.00	\$760.00	\$225.00
	2022Q2	22128	ESSEX	NHP-D00S (591)	240	\$585.00	\$485.00		\$350.00
		22117	PASSAIC	NHP-0020 (301)	548	\$310.00	\$235.00	\$240.00	\$165.00

9" X 16" CONCRETE VERTICAL CURB / LF									
607018P	2021Q4	21137	MORRIS	STBGP-FLEX-0046 (346)	147	\$125.00	\$110.00	\$125.00	\$50.00
		21135	SUSSEX	NHP-0023 (327)	10,207	\$30.00	\$30.00	\$32.00	\$40.00
		21138	UNION	NHP-0027 (302)	17,546	\$75.15	\$92.00	\$50.00	\$40.00
	2022Q1	22427	BERGEN	100% STATE	45	\$85.00	\$45.00	\$160.00	\$75.00
		22101	PASSAIC	NHP-0080 (331)	509	\$30.00	\$50.00	\$40.00	\$70.00
		22401	PASSAIC	STATE	796	\$102.00	\$99.10	\$105.00	\$45.00
		22401	PASSAIC	STATE	1,000	\$25.00	\$50.00	\$100.00	\$42.00
		22402	UNION	STATE	1,000	\$55.00	\$30.00	\$72.00	\$42.00
		22402	UNION	STATE	3,348	\$94.17	\$92.00	\$72.00	\$42.00
	2022Q2	22122	MORRIS	NHP-0015 (311)	20	\$51.00	\$50.00	\$46.00	\$90.00
		22463	MORRIS	N/A	100	\$50.00	\$150.00		\$35.00
		22115	ESSEX	NHP-0021 (353)	820	\$114.00	\$51.32	\$106.50	\$45.00
		22129	MORRIS	STBGP-FLEX-0046 (351)	1,722	\$60.00	\$50.00	\$52.48	\$75.00
		22110	BERGEN	NHP-0017 (307)	1,924	\$89.00	\$56.00	\$48.75	\$78.00
		22127	BERGEN	CRRSAA-FLEX-0004 (32	2,246	\$42.00	\$42.00	\$47.01	\$54.00
		22128	ESSEX	NHP-D00S (591)	4,783	\$125.00	\$110.00		\$50.00
		22117	PASSAIC	NHP-0020 (301)	17,204	\$86.00	\$44.00	\$60.00	\$40.00
	2022Q3	22137	UNION	NHP-0022 (353)	1,823	\$55.00	\$56.00	\$32.00	\$75.00

9" X 18" CONCRETE VERTICAL CURB / LF									
607021P	2021Q4	21137	MORRIS	STBGP-FLEX-0046 (346)	1,055	\$125.00	\$115.00	\$125.00	\$50.00

HISTORICAL BID PRICE LISTING
 BY REGION

REGION: N

PAY ITEM	CALENDAR QUARTER	CONTRACT NUMBER	COUNTY LOCATION	PROJECT DESCRIPTION	BID QUANTITY	AWARD PRICE	SECOND BIDDER	THIRD BIDDER	ESTIMATE

9" X 18" CONCRETE VERTICAL CURB / LF									
607021P	2022Q1	21139	MORRIS	NHP-0015 (310)	53	\$280.00			\$75.00
		21140	MORRIS	100% State	582	\$30.00	\$35.00	\$40.00	\$80.00
		22401	PASSAIC	STATE	750	\$25.00	\$50.00	\$100.00	\$50.00
		22402	UNION	STATE	750	\$55.00	\$20.00	\$72.00	\$50.00
		22402	UNION	STATE	1,288	\$94.17	\$92.00	\$72.00	\$50.00
		22401	PASSAIC	STATE	2,486	\$102.00	\$99.10	\$105.00	\$50.00
	2022Q2	22122	MORRIS	NHP-0015 (311)	327	\$51.00	\$55.00	\$67.00	\$100.00
		22117	PASSAIC	NHP-0020 (301)	469	\$86.00	\$72.00	\$62.00	\$60.00

9" X 20" CONCRETE VERTICAL CURB / LF									
607024P	2022Q1	22402	UNION	STATE	79	\$94.17	\$92.00	\$72.00	\$55.00
		22401	PASSAIC	STATE	100	\$30.00	\$50.00	\$100.00	\$60.00
		22402	UNION	STATE	100	\$55.00	\$20.00	\$72.00	\$60.00
		22401	PASSAIC	STATE	1,418	\$102.00	\$99.10	\$105.00	\$55.00
	2022Q2	22117	PASSAIC	NHP-0020 (301)	21	\$86.00	\$96.00	\$65.00	\$60.00

12" X 13" CONCRETE SLOPING CURB / LF									
607030P	2021Q4	21137	MORRIS	STBGP-FLEX-0046 (346)	7	\$125.00	\$90.00	\$125.00	\$35.00
		21138	UNION	NHP-0027 (302)	1,062	\$75.15	\$92.00	\$50.00	\$85.00
	2022Q1	22402	UNION	STATE	187	\$94.17	\$92.00	\$72.00	\$75.00
		22401	PASSAIC	STATE	250	\$25.00	\$50.00	\$100.00	\$52.00
		22402	UNION	STATE	250	\$55.00	\$20.00	\$72.00	\$52.00
	2022Q2	22117	PASSAIC	NHP-0020 (301)	539	\$86.00	\$50.00	\$70.00	\$50.00
		22122	MORRIS	NHP-0015 (311)	1,492	\$36.00	\$35.00	\$50.00	\$70.00

9" X 14" CONCRETE VERTICAL CURB / LF									
607034P	2021Q4	21135	SUSSEX	NHP-0023 (327)	1,353	\$29.00	\$30.00	\$30.00	\$40.00
	2022Q1	22101	PASSAIC	NHP-0080 (331)	165	\$30.00	\$50.00	\$40.00	\$70.00

HISTORICAL BID PRICE LISTING
BY REGION

REGION: N

PAY ITEM	CALENDAR QUARTER	CONTRACT NUMBER	COUNTY LOCATION	PROJECT DESCRIPTION	BID QUANTITY	AWARD PRICE	SECOND BIDDER	THIRD BIDDER	ESTIMATE
9" X 14" CONCRETE VERTICAL CURB / LF									
607034P	(cont)	22102	UNION	NHP-0022 (350)	888	\$120.15	\$82.50	\$113.00	\$55.00
	2022Q2	22463	MORRIS	N/A	100	\$50.00	\$125.00		\$34.00
		22127	BERGEN	CRRSAA-FLEX-0004 (32	103	\$41.00	\$41.00	\$45.87	\$90.00
		22110	BERGEN	NHP-0017 (307)	705	\$88.00	\$55.00	\$42.00	\$40.00
		22128	ESSEX	NHP-D00S (591)	998	\$125.00	\$110.00		\$40.00
		22117	PASSAIC	NHP-0020 (301)	5,157	\$86.00	\$45.00	\$60.00	\$50.00
	2022Q3	22137	UNION	NHP-0022 (353)	549	\$56.00	\$56.00	\$30.00	\$88.00

9" X 6" CONCRETE VERTICAL CURB, DOWELLED / LF									
607045P	2022Q1	21140	MORRIS	100% State	1,584	\$30.00	\$32.00	\$30.00	\$45.00

24" X VARIABLE HEIGHT CONCRETE BARRIER C / LF									
607060P	2022Q2	22117	PASSAIC	NHP-0020 (301)	419	\$220.00	\$260.00	\$500.00	\$155.00
		22123	BERGEN	STBGP-0208 (302)	1,139	\$225.00	\$150.00	\$225.00	\$220.00
	2022Q3	22137	UNION	NHP-0022 (353)	318	\$250.00	\$430.00	\$225.00	\$200.00

24" X VARIABLE HEIGHT CONCRETE BARRIER C / LF									
607066P	2022Q2	22117	PASSAIC	NHP-0020 (301)	1,714	\$200.00	\$240.00	\$540.00	\$195.00

GRANITE CURB / LF									
607075P	2022Q2	22129	MORRIS	STBGP-FLEX-0046 (351)	178	\$80.00	\$170.00	\$171.38	\$200.00

BELGIAN BLOCK CURB / LF									
607076P	2022Q1	22402	UNION	STATE	504	\$96.45	\$92.00	\$72.00	\$75.00

9" X 4" HOT MIX ASPHALT CURB / LF									
607081P	2022Q2	22127	BERGEN	CRRSAA-FLEX-0004 (32	143	\$30.00	\$30.00	\$24.14	\$20.00

HISTORICAL BID PRICE LISTING
BY REGION

REGION: N

PAY ITEM	CALENDAR QUARTER	CONTRACT NUMBER	COUNTY LOCATION	PROJECT DESCRIPTION	BID QUANTITY	AWARD PRICE	SECOND BIDDER	THIRD BIDDER	ESTIMATE
-----		22122	MORRIS	NHP-0015(311)	1,030	\$48.00	\$25.00	\$15.32	\$20.00

HISTORICAL BID PRICE LISTING
 BY REGION

REGION: N

PAY ITEM	CALENDAR QUARTER	CONTRACT NUMBER	COUNTY LOCATION	PROJECT DESCRIPTION	BID QUANTITY	AWARD PRICE	SECOND BIDDER	THIRD BIDDER	ESTIMATE
24 1/2" X ___" F SHAPE BAR CURB, DOWELLED / LF									
607112P	2022Q2	22117	PASSAIC	NHP-0020(301)	1,822	\$165.00	\$175.00	\$425.00	\$185.00

VAR WIDTH X VAR HT F SHAPE CONC BAR CURB / LF									
607115P	2022Q2	22117	PASSAIC	NHP-0020(301)	4,072	\$465.00	\$305.00	\$600.00	\$195.00

HISTORICAL BID PRICE LISTING
 BY REGION

REGION: N

PAY ITEM	CALENDAR QUARTER	CONTRACT NUMBER	COUNTY LOCATION	PROJECT DESCRIPTION	BID QUANTITY	AWARD PRICE	SECOND BIDDER	THIRD BIDDER	ESTIMATE
-----	-----	-----	-----	-----	-----	-----	-----	-----	-----
9" X VAR HT TINTED CONCRETE VERT CURB / LF									
607220P	2021Q4	21138	UNION	NHP-0027(302)	432	\$87.15	\$125.00	\$90.00	\$60.00

HISTORICAL BID PRICE LISTING
 BY REGION

REGION: N

PAY ITEM	CALENDAR QUARTER	CONTRACT NUMBER	COUNTY LOCATION	PROJECT DESCRIPTION	BID QUANTITY	AWARD PRICE	SECOND BIDDER	THIRD BIDDER	ESTIMATE

NONVEGETATIVE SURFACE, HOT MIX ASPHALT / SY									
608003P	2021Q4	21137	MORRIS	STBGP-FLEX-0046 (346)	23	\$112.50	\$70.00	\$65.00	\$45.00
		21135	SUSSEX	NHP-0023 (327)	547	\$47.00	\$40.00	\$50.00	\$40.00
	2022Q1	22427	BERGEN	100% STATE	50	\$47.00	\$45.00	\$90.00	\$50.00
		22401	PASSAIC	STATE	82	\$55.00	\$99.10	\$105.00	\$75.00
		21139	MORRIS	NHP-0015 (310)	84	\$115.20			\$65.00
	2022Q2	22463	MORRIS	N/A	350	\$50.00	\$60.00		\$50.00
	2022Q3	22137	UNION	NHP-0022 (353)	160	\$55.00	\$100.00	\$80.00	\$50.00

NONVEGETATIVE SURFACE, POROUS HMA / SY									
608004P	2021Q4	21138	UNION	NHP-0027 (302)	304	\$44.00	\$75.00	\$68.00	\$50.00
	2022Q1	22102	UNION	NHP-0022 (350)	1,193	\$46.60	\$46.50	\$46.75	\$54.00
	2022Q2	22115	ESSEX	NHP-0021 (353)	246	\$50.00	\$53.00	\$48.16	\$50.00
		22127	BERGEN	CRRSAA-FLEX-0004 (32	501	\$77.50	\$77.50	\$86.00	\$67.00
		22122	MORRIS	NHP-0015 (311)	637	\$55.00	\$65.00	\$35.00	\$55.00
		22110	BERGEN	NHP-0017 (307)	999	\$48.00	\$45.00	\$66.75	\$48.00
		22128	ESSEX	NHP-D00S (591)	1,096	\$100.00	\$55.00		\$50.00
		22117	PASSAIC	NHP-0020 (301)	16,121	\$48.00	\$49.00	\$44.00	\$35.00

NONVEGETATIVE SURFACE, POROUS HOT MIX AS / SY									
608005P	2022Q1	21140	MORRIS	100% State	352	\$70.00	\$75.00	\$50.00	\$80.00
	2022Q2	22463	MORRIS	N/A	200	\$50.00	\$70.00		\$60.00
		22123	BERGEN	STBGP-0208 (302)	2,900	\$66.00	\$45.00	\$100.00	\$35.00

NONVEGETATIVE SURFACE, POLYESTER MATTING / SY									
608012P	2021Q4	21135	SUSSEX	NHP-0023 (327)	4,127	\$50.00	\$55.00	\$55.00	\$45.00
	2022Q1	22101	PASSAIC	NHP-0080 (331)	396	\$55.00	\$70.00	\$85.00	\$50.00

HISTORICAL BID PRICE LISTING
 BY REGION

REGION: N

PAY ITEM	CALENDAR QUARTER	CONTRACT NUMBER	COUNTY LOCATION	PROJECT DESCRIPTION	BID QUANTITY	AWARD PRICE	SECOND BIDDER	THIRD BIDDER	ESTIMATE
NONVEGETATIVE SURFACE, POLYESTER MATTING / SY									
608012P	2022Q2	22127	BERGEN	CRRSAA-FLEX-0004 (32	552	\$68.00	\$68.00	\$51.60	\$71.00
NONVEGETATIVE SURFACE, BROKEN STONE / SY									
608015P	2022Q1	22401	PASSAIC	STATE	13	\$110.00	\$75.00	\$90.00	\$60.00

HISTORICAL BID PRICE LISTING
 BY REGION

REGION: N

PAY ITEM	CALENDAR QUARTER	CONTRACT NUMBER	COUNTY LOCATION	PROJECT DESCRIPTION	BID QUANTITY	AWARD PRICE	SECOND BIDDER	THIRD BIDDER	ESTIMATE

BEAM GUIDE RAIL / LF									
609003M	2021Q4	21138	UNION	NHP-0027 (302)	450	\$40.15	\$38.00	\$49.00	\$35.00
		21135	SUSSEX	NHP-0023 (327)	6,697	\$40.50	\$45.00	\$43.00	\$30.00
	2022Q1	21139	MORRIS	NHP-0015 (310)	188	\$90.22			\$40.00
		21140	MORRIS	100% State	387	\$47.00	\$48.00	\$45.00	\$60.00
		22101	PASSAIC	NHP-0080 (331)	606	\$35.00	\$45.00	\$48.00	\$40.00
		22102	UNION	NHP-0022 (350)	5,206	\$38.15	\$37.00	\$36.85	\$33.00
	2022Q2	22115	ESSEX	NHP-0021 (353)	337	\$39.00	\$45.00	\$37.80	\$45.00
		22127	BERGEN	CRRSAA-FLEX-0004 (32	622	\$53.75	\$53.75	\$50.46	\$41.00
		22122	MORRIS	NHP-0015 (311)	1,187	\$40.00	\$45.00	\$44.00	\$40.00
		22110	BERGEN	NHP-0017 (307)	1,250	\$40.00	\$46.00	\$50.00	\$37.00
		22123	BERGEN	STBGP-0208 (302)	3,976	\$40.00	\$36.00	\$43.50	\$30.00
		22128	ESSEX	NHP-D00S (591)	7,438	\$41.00	\$52.00		\$45.00
		22117	PASSAIC	NHP-0020 (301)	24,658	\$40.00	\$39.00	\$40.00	\$27.00
		22463	MORRIS	N/A	55,600	\$69.50	\$65.00		\$60.00
	2022Q3	22137	UNION	NHP-0022 (353)	126	\$42.00	\$90.00	\$70.00	\$47.00

BEAM GUIDE RAIL, BRIDGE / LF									
609004M	2021Q4	21138	UNION	NHP-0027 (302)	464	\$163.00	\$154.00	\$243.00	\$150.00
	2022Q2	22128	ESSEX	NHP-D00S (591)	625	\$250.00	\$350.00		\$150.00
		22117	PASSAIC	NHP-0020 (301)	711	\$195.00	\$190.00	\$285.00	\$160.00

BEAM GUIDE RAIL, DUAL-FACED / LF									
609006M	2021Q4	21138	UNION	NHP-0027 (302)	100	\$50.00	\$47.00	\$74.00	\$50.00

MODIFIED THRIE BEAM GUIDE RAIL / LF									
609009M	2022Q2	22117	PASSAIC	NHP-0020 (301)	28	\$100.00	\$95.00	\$95.00	\$75.00
		22463	MORRIS	N/A	2,750	\$69.50	\$85.00		\$65.00

MODIFIED THRIE BEAM GUIDE RAIL, BRIDGE / LF									
609011M	2021Q4	21138	UNION	NHP-0027 (302)	312	\$226.00	\$214.00	\$329.00	\$225.00

HISTORICAL BID PRICE LISTING
 BY REGION

REGION: N

PAY ITEM	CALENDAR QUARTER	CONTRACT NUMBER	COUNTY LOCATION	PROJECT DESCRIPTION	BID QUANTITY	AWARD PRICE	SECOND BIDDER	THIRD BIDDER	ESTIMATE

THRIE BEAM GUIDE RAIL, BRIDGE / LF									
609015M	2022Q2	22128	ESSEX	NHP-D00S(591)	50	\$275.00	\$375.00		\$175.00
		22117	PASSAIC	NHP-0020(301)	388	\$225.00	\$230.00	\$225.00	\$125.00

RUB RAIL / LF									
609021M	2022Q2	22122	MORRIS	NHP-0015(311)	100	\$14.00	\$18.00	\$16.00	\$16.00

FLARED GUIDE RAIL TERMINAL / U									
609024M	2022Q2	22463	MORRIS	N/A	225	\$2,925	\$4,500		\$3,000

BURIED GUIDE RAIL TERMINAL / U									
609025M	2022Q2	22463	MORRIS	N/A	5	\$1	\$3,000		\$1,000

TANGENT GUIDE RAIL TERMINAL / U									
609027M	2021Q4	21135	SUSSEX	NHP-0023(327)	12	\$4,300	\$4,800	\$4,100	\$3,100
	2022Q1	21140	MORRIS	100% State	1	\$4,500	\$4,600	\$4,000	\$4,800
		22101	PASSAIC	NHP-0080(331)	1	\$4,500	\$5,000	\$4,100	\$3,500
		22102	UNION	NHP-0022(350)	6	\$4,420	\$4,200	\$4,235	\$4,250
	2022Q2	22123	BERGEN	STBGP-0208(302)	1	\$4,000	\$4,250	\$3,500	\$3,400
		22122	MORRIS	NHP-0015(311)	2	\$4,000	\$4,000	\$4,100	\$4,200
		22127	BERGEN	CRRSAA-FLEX-0004 (32	3	\$3,675	\$3,675	\$4,426	\$4,500
		22128	ESSEX	NHP-D00S(591)	3	\$4,200	\$4,550		\$3,800
		22110	BERGEN	NHP-0017(307)	5	\$4,620	\$4,300	\$4,800	\$3,500
		22117	PASSAIC	NHP-0020(301)	24	\$4,600	\$4,500	\$4,300	\$3,750
		22463	MORRIS	N/A	80	\$3,000	\$4,500		\$2,800
	2022Q3	22137	UNION	NHP-0022(353)	2	\$4,100	\$5,600	\$4,750	\$4,000

HISTORICAL BID PRICE LISTING
BY REGION

REGION: N

PAY ITEM	CALENDAR QUARTER	CONTRACT NUMBER	COUNTY LOCATION	PROJECT DESCRIPTION	BID QUANTITY	AWARD PRICE	SECOND BIDDER	THIRD BIDDER	ESTIMATE
TELESCOPING GUIDE RAIL END TERMINAL / U									
609030M	2022Q2	22463	MORRIS	N/A	35	\$2,200	\$7,200		\$3,800

CONTROLLED RELEASE TERMINAL / U									
609033M	2022Q2	22122	MORRIS	NHP-0015 (311)	1	\$700	\$2,400	\$799	\$1,800
		22463	MORRIS	N/A	15	\$700	\$2,500		\$750.00

CONTROLLED RELEASE TERMINAL ANCHORAGE / U									
609036M	2022Q2	22122	MORRIS	NHP-0015 (311)	1	\$2,700	\$2,600	\$3,100	\$1,750
		22463	MORRIS	N/A	5	\$700	\$3,500		\$750.00

BEAM GUIDE RAIL ANCHORAGE / U									
609039M	2021Q4	21135	SUSSEX	NHP-0023 (327)	8	\$2,000	\$2,200	\$2,000	\$1,100
		21138	UNION	NHP-0027 (302)	9	\$1,090	\$1,030	\$2,000	\$1,200
	2022Q1	21140	MORRIS	100% State	1	\$1,300	\$1,300	\$1,200	\$2,070
		22101	PASSAIC	NHP-0080 (331)	1	\$2,500	\$3,000	\$1,350	\$1,500
		22102	UNION	NHP-0022 (350)	4	\$1,210	\$3,200	\$1,050	\$1,100
	2022Q2	22123	BERGEN	STBGP-0208 (302)	2	\$2,000	\$1,150	\$1,800	\$1,200
		22127	BERGEN	CRRSAA-FLEX-0004 (32	2	\$1,885	\$1,885	\$2,242	\$1,600
		22110	BERGEN	NHP-0017 (307)	5	\$1,330	\$2,225	\$2,500	\$1,200
		22122	MORRIS	NHP-0015 (311)	5	\$1,400	\$2,000	\$1,500	\$1,500
		22128	ESSEX	NHP-D00S (591)	8	\$1,800	\$2,950		\$1,200
		22117	PASSAIC	NHP-0020 (301)	38	\$1,400	\$1,400	\$1,400	\$900.00
		22463	MORRIS	N/A	60	\$1,000	\$3,500		\$1,250
	2022Q3	22137	UNION	NHP-0022 (353)	1	\$1,300	\$4,500	\$3,750	\$1,700

BEAM GUIDE RAIL POST / U									
609042M	2022Q1	22102	UNION	NHP-0022 (350)	162	\$103.00	\$93.50	\$93.50	\$134.00

HISTORICAL BID PRICE LISTING
 BY REGION

REGION: N

PAY ITEM	CALENDAR QUARTER	CONTRACT NUMBER	COUNTY LOCATION	PROJECT DESCRIPTION	BID QUANTITY	AWARD PRICE	SECOND BIDDER	THIRD BIDDER	ESTIMATE

BEAM GUIDE RAIL POST / U									
609042M	2022Q2	22110	BERGEN	NHP-0017 (307)	72	\$99.00	\$155.00	\$170.00	\$105.00
		22128	ESSEX	NHP-D00S (591)	118	\$220.00	\$100.00		\$112.00

BEAM GUIDE RAIL POST, 7' LONG / U									
609045M	2022Q2	22128	ESSEX	NHP-D00S (591)	54	\$20.00	\$115.00		\$100.00

BEAM GUIDE RAIL POST, 8' LONG / U									
609048M	2022Q1	21140	MORRIS	100% State	37	\$120.00	\$120.00	\$110.00	\$67.00
	2022Q2	22128	ESSEX	NHP-D00S (591)	15	\$40.00	\$130.00		\$125.00
		22123	BERGEN	STBGP-0208 (302)	164	\$40.00	\$115.00	\$35.00	\$50.00

BEAM GUIDE RAIL POST, 9' LONG / U									
609050M	2022Q2	22117	PASSAIC	NHP-0020 (301)	15	\$125.00	\$118.00	\$115.00	\$75.00

BEAM GUIDE RAIL ELEMENT / LF									
609054M	2022Q2	22128	ESSEX	NHP-D00S (591)	32	\$15.00	\$37.00		\$25.00
	2022Q3	22137	UNION	NHP-0022 (353)	25	\$16.00	\$65.00	\$50.00	\$22.00

APPROACH GUIDE RAIL TRANSITION TL-2 / U									
609058M	2021Q4	21138	UNION	NHP-0027 (302)	4	\$2,700	\$2,550	\$3,100	\$3,000
	2022Q1	22102	UNION	NHP-0022 (350)	1	\$2,420	\$2,750	\$2,750	\$3,500
		21140	MORRIS	100% State	2	\$2,000	\$2,000	\$1,900	\$4,200
	2022Q2	22128	ESSEX	NHP-D00S (591)	2	\$3,000	\$3,850		\$2,800
		22127	BERGEN	CRRSAA-FLEX-0004 (32)	4	\$3,000	\$3,000	\$4,271	\$3,000

HISTORICAL BID PRICE LISTING
 BY REGION

REGION: N

PAY ITEM	CALENDAR QUARTER	CONTRACT NUMBER	COUNTY LOCATION	PROJECT DESCRIPTION	BID QUANTITY	AWARD PRICE	SECOND BIDDER	THIRD BIDDER	ESTIMATE

APPROACH GUIDE RAIL TRANSITION TL-3 / U									
609059M	2022Q1	22102	UNION	NHP-0022 (350)	1	\$3,935	\$3,850	\$3,850	\$4,000
	2022Q2	22122	MORRIS	NHP-0015 (311)	2	\$5,000	\$6,000	\$5,600	\$4,500
		22128	ESSEX	NHP-D00S (591)	4	\$6,000	\$6,150		\$4,400
		22117	PASSAIC	NHP-0020 (301)	18	\$3,600	\$3,600	\$3,500	\$3,000
	2022Q3	22137	UNION	NHP-0022 (353)	2	\$3,300	\$6,700	\$5,750	\$4,200

RESET BEAM GUIDE RAIL WITH EXISTING POST / LF									
609063M	2022Q2	22117	PASSAIC	NHP-0020 (301)	175	\$20.00	\$16.00	\$17.00	\$15.00
		22122	MORRIS	NHP-0015 (311)	250	\$30.00	\$16.00	\$28.00	\$20.00

REMOVAL OF BEAM GUIDE RAIL / LF									
609075M	2021Q4	21138	UNION	NHP-0027 (302)	1,106	\$1.10	\$1.05	\$4.00	\$5.00
		21135	SUSSEX	NHP-0023 (327)	3,906	\$4.00	\$4.00	\$5.00	\$2.00
	2022Q1	21139	MORRIS	NHP-0015 (310)	188	\$20.22			\$3.00
		21140	MORRIS	100% State	315	\$2.00	\$1.00	\$1.00	\$11.00
		22101	PASSAIC	NHP-0080 (331)	478	\$10.00	\$10.00	\$5.00	\$5.00
		22102	UNION	NHP-0022 (350)	5,598	\$1.25	\$1.10	\$1.05	\$1.50
	2022Q2	22115	ESSEX	NHP-0021 (353)	337	\$1.20	\$2.00	\$1.12	\$6.00
		22110	BERGEN	NHP-0017 (307)	1,087	\$1.20	\$4.00	\$4.00	\$5.00
		22127	BERGEN	CRRSAA-FLEX-0004 (32	1,147	\$3.00	\$3.00	\$6.88	\$3.00
		22122	MORRIS	NHP-0015 (311)	1,725	\$10.00	\$7.00	\$1.10	\$4.00
		22123	BERGEN	STBGP-0208 (302)	4,107	\$4.00	\$1.00	\$1.00	\$6.00
		22128	ESSEX	NHP-D00S (591)	8,290	\$5.00	\$3.25		\$3.00
		22117	PASSAIC	NHP-0020 (301)	25,664	\$1.00	\$2.50	\$1.00	\$1.00

HISTORICAL BID PRICE LISTING
 BY REGION

REGION: N

PAY ITEM	CALENDAR QUARTER	CONTRACT NUMBER	COUNTY LOCATION	PROJECT DESCRIPTION	BID QUANTITY	AWARD PRICE	SECOND BIDDER	THIRD BIDDER	ESTIMATE

TRAFFIC STRIPES, 4" / LF									
610003M	2021Q4	21137	MORRIS	STBGP-FLEX-0046 (346)	1,518	\$2.50	\$3.25	\$3.00	\$2.00
		21138	UNION	NHP-0027 (302)	140,000	\$0.45	\$0.45	\$0.41	\$0.50
		21453	MORRIS	STBGP-FLEX-D00S (501)	4,549,222	\$0.45	\$0.46	\$0.55	\$0.35
	2022Q1	22101	PASSAIC	NHP-0080 (331)	850	\$1.00	\$1.00	\$2.00	\$1.00
		21140	MORRIS	100% State	22,921	\$1.00	\$0.55	\$0.75	\$1.00
		22102	UNION	NHP-0022 (350)	40,000	\$0.40	\$0.35	\$0.36	\$1.00
		22402	UNION	STATE	61,892	\$0.74	\$0.28	\$0.75	\$0.40
		21139	MORRIS	NHP-0015 (310)	70,000	\$0.57			\$0.50
		22401	PASSAIC	STATE	101,510	\$0.36	\$0.84	\$0.62	\$0.40
		22401	PASSAIC	STATE	150,000	\$0.36	\$0.34	\$0.34	\$0.35
		22402	UNION	STATE	150,000	\$0.34	\$0.40	\$0.35	\$0.35
	2022Q2	22122	MORRIS	NHP-0015 (311)	4,868	\$0.90	\$1.00	\$1.10	\$1.00
		22129	MORRIS	STBGP-FLEX-0046 (351)	7,920	\$0.65	\$0.75	\$0.80	\$1.00
		22127	BERGEN	CRRSAA-FLEX-0004 (32	14,520	\$0.60	\$0.60	\$0.62	\$1.00
		22123	BERGEN	STBGP-0208 (302)	41,965	\$0.65	\$0.45	\$0.40	\$1.05
		22117	PASSAIC	NHP-0020 (301)	126,800	\$0.45	\$0.40	\$0.64	\$0.50
		22110	BERGEN	NHP-0017 (307)	141,750	\$0.45	\$0.33	\$0.35	\$0.50
		22115	ESSEX	NHP-0021 (353)	200,000	\$0.40	\$0.38	\$0.34	\$1.00
	2022Q3	22137	UNION	NHP-0022 (353)	26,057	\$0.53	\$0.75	\$0.75	\$1.00

TRAFFIC STRIPES, 6" / LF									
610006M	2021Q4	21453	MORRIS	STBGP-FLEX-D00S (501)	1,082,774	\$0.60	\$0.62	\$0.80	\$0.53
	2022Q1	22401	PASSAIC	STATE	37,500	\$0.55	\$0.50	\$0.41	\$0.70
		22402	UNION	STATE	37,500	\$0.42	\$0.60	\$0.45	\$0.70
	2022Q2	22128	ESSEX	NHP-D00S (591)	1,500	\$3.00	\$2.65		\$2.00

TRAFFIC STRIPES, 8" / LF									
610007M	2021Q4	21453	MORRIS	STBGP-FLEX-D00S (501)	227,461	\$1.50	\$0.80	\$1.45	\$1.00
	2022Q1	22102	UNION	NHP-0022 (350)	800	\$0.80	\$0.65	\$0.66	\$1.00

HISTORICAL BID PRICE LISTING
 BY REGION

REGION: N

PAY ITEM	CALENDAR QUARTER	CONTRACT NUMBER	COUNTY LOCATION	PROJECT DESCRIPTION	BID QUANTITY	AWARD PRICE	SECOND BIDDER	THIRD BIDDER	ESTIMATE

TRAFFIC STRIPES, 8" / LF									
610007M	(cont)	22101	PASSAIC	NHP-0080 (331)	1,100	\$1.00	\$2.50	\$2.30	\$1.00
		21140	MORRIS	100% State	1,929	\$1.00	\$1.00	\$1.20	\$2.00
		22402	UNION	STATE	5,675	\$0.74	\$0.80	\$0.75	\$0.80
		21139	MORRIS	NHP-0015 (310)	5,700	\$1.13			\$1.00
		22401	PASSAIC	STATE	16,920	\$0.71	\$0.67	\$0.77	\$0.70
		22401	PASSAIC	STATE	20,000	\$0.71	\$0.67	\$0.62	\$1.00
		22402	UNION	STATE	20,000	\$0.63	\$0.80	\$0.65	\$1.00
	2022Q2	22128	ESSEX	NHP-D00S (591)	200	\$4.00	\$3.95		\$2.00
		22129	MORRIS	STBGP-FLEX-0046 (351)	327	\$1.30	\$1.50	\$1.61	\$2.00
		22117	PASSAIC	NHP-0020 (301)	12,100	\$0.85	\$0.72	\$1.16	\$0.50
	2022Q3	22137	UNION	NHP-0022 (353)	710	\$1.05	\$1.25	\$1.00	\$2.00

TRAFFIC MARKINGS, SYMBOLS / SF									
610008M	2021Q4	21137	MORRIS	STBGP-FLEX-0046 (346)	185	\$8.15	\$9.75	\$8.00	\$11.00
		21135	SUSSEX	NHP-0023 (327)	372	\$6.50	\$8.00	\$7.50	\$8.00
	2022Q1	21140	MORRIS	100% State	174	\$9.00	\$9.00	\$6.00	\$7.00
		21139	MORRIS	NHP-0015 (310)	300	\$8.40			\$8.00
		22401	PASSAIC	STATE	590	\$7.70	\$7.35	\$7.25	\$7.00

TRAFFIC MARKINGS / SF									
610009M	2021Q4	21138	UNION	NHP-0027 (302)	5,000	\$7.15	\$6.85	\$6.55	\$5.00
	2022Q1	22102	UNION	NHP-0022 (350)	310	\$8.10	\$10.00	\$9.90	\$8.50
		21140	MORRIS	100% State	1,102	\$3.00	\$2.50	\$3.00	\$6.00
	2022Q2	22129	MORRIS	STBGP-FLEX-0046 (351)	566	\$8.00	\$8.00	\$8.03	\$8.00

RPM, MONO-DIRECTIONAL, WHITE LENS / U									
610012M	2021Q4	21135	SUSSEX	NHP-0023 (327)	115	\$48.00	\$58.00	\$40.00	\$30.00

HISTORICAL BID PRICE LISTING
 BY REGION

REGION: N

PAY ITEM	CALENDAR QUARTER	CONTRACT NUMBER	COUNTY LOCATION	PROJECT DESCRIPTION	BID QUANTITY	AWARD PRICE	SECOND BIDDER	THIRD BIDDER	ESTIMATE
RPM, MONO-DIRECTIONAL, WHITE LENS / U									
610012M	(cont)	21138	UNION	NHP-0027 (302)	950	\$35.50	\$29.00	\$27.75	\$35.00
		21453	MORRIS	STBGP-FLEX-D00S (501)	1,000	\$30.00	\$52.50	\$50.00	\$35.00
	2022Q1	22102	UNION	NHP-0022 (350)	250	\$39.30	\$33.00	\$33.00	\$45.00
		22402	UNION	STATE	264	\$32.55	\$36.00	\$34.00	\$30.00
		21139	MORRIS	NHP-0015 (310)	675	\$42.60			\$34.00
		22401	PASSAIC	STATE	750	\$35.50	\$33.60	\$33.00	\$30.00
		22402	UNION	STATE	750	\$33.60	\$36.00	\$35.00	\$30.00
		22401	PASSAIC	STATE	1,350	\$35.50	\$33.60	\$32.00	\$30.00
	2022Q2	22129	MORRIS	STBGP-FLEX-0046 (351)	16	\$50.00	\$50.00	\$64.27	\$45.00
		22122	MORRIS	NHP-0015 (311)	32	\$55.00	\$150.00	\$66.00	\$50.00
		22123	BERGEN	STBGP-0208 (302)	56	\$35.00	\$53.00	\$50.00	\$46.00
		22110	BERGEN	NHP-0017 (307)	1,100	\$41.60	\$32.00	\$35.00	\$31.00
		22117	PASSAIC	NHP-0020 (301)	1,300	\$42.00	\$36.00	\$38.10	\$30.00
		22115	ESSEX	NHP-0021 (353)	2,400	\$42.00	\$33.20	\$34.65	\$29.00
	2022Q3	22137	UNION	NHP-0022 (353)	119	\$31.00	\$34.00	\$80.00	\$48.00

TRAFFIC MARKING LINES, 4" / LF									
610013M	2021Q4	21135	SUSSEX	NHP-0023 (327)	22,354	\$0.54	\$0.65	\$0.35	\$1.00
		21453	MORRIS	STBGP-FLEX-D00S (501)	60,000	\$2.75	\$1.00	\$2.50	\$1.75
	2022Q1	22401	PASSAIC	STATE	10,000	\$0.85	\$0.78	\$0.76	\$1.00
		22402	UNION	STATE	10,000	\$0.63	\$0.85	\$0.65	\$1.00

TRAFFIC MARKING LINES, 8" / LF									
610014M	2021Q4	21135	SUSSEX	NHP-0023 (327)	1,175	\$1.35	\$1.65	\$1.65	\$2.00
		21137	MORRIS	STBGP-FLEX-0046 (346)	3,058	\$2.50	\$2.75	\$3.00	\$2.00
		21138	UNION	NHP-0027 (302)	10,000	\$1.45	\$1.85	\$1.75	\$1.00
		21453	MORRIS	STBGP-FLEX-D00S (501)	59,283	\$7.50	\$2.90	\$6.00	\$4.50
	2022Q1	22401	PASSAIC	STATE	1,007	\$1.45	\$1.36	\$2.10	\$1.50
		22401	PASSAIC	STATE	5,000	\$1.45	\$1.36	\$1.35	\$1.50

HISTORICAL BID PRICE LISTING
 BY REGION

REGION: N

PAY ITEM	CALENDAR QUARTER	CONTRACT NUMBER	COUNTY LOCATION	PROJECT DESCRIPTION	BID QUANTITY	AWARD PRICE	SECOND BIDDER	THIRD BIDDER	ESTIMATE

TRAFFIC MARKING LINES, 8" / LF									
610014M	(cont)	22402	UNION	STATE	5,000	\$1.57	\$1.65	\$1.65	\$1.50
		22402	UNION	STATE	13,040	\$1.36	\$1.65	\$1.40	\$0.80
	2022Q2	22129	MORRIS	STBGP-FLEX-0046 (351)	185	\$1.75	\$2.00	\$1.61	\$3.00
		22127	BERGEN	CRRSAA-FLEX-0004 (32)	572	\$1.60	\$1.60	\$1.72	\$1.50
		22117	PASSAIC	NHP-0020 (301)	2,500	\$2.00	\$1.65	\$1.73	\$2.00
		22110	BERGEN	NHP-0017 (307)	8,350	\$1.75	\$1.50	\$1.65	\$2.00
		22115	ESSEX	NHP-0021 (353)	11,000	\$1.75	\$1.90	\$1.57	\$1.00

TRAFFIC MARKING LINES, 12" / LF									
610016M	2021Q4	21135	SUSSEX	NHP-0023 (327)	60	\$2.00	\$4.00	\$3.25	\$3.00
		21137	MORRIS	STBGP-FLEX-0046 (346)	208	\$3.75	\$3.25	\$4.00	\$4.00
		21138	UNION	NHP-0027 (302)	23,000	\$2.15	\$2.65	\$2.55	\$2.00
	2022Q2	22129	MORRIS	STBGP-FLEX-0046 (351)	44	\$2.65	\$3.00	\$2.41	\$4.00
		22122	MORRIS	NHP-0015 (311)	120	\$7.00	\$8.00	\$8.80	\$3.00

TRAFFIC MARKING LINES, 24" / LF									
610017M	2021Q4	21137	MORRIS	STBGP-FLEX-0046 (346)	475	\$7.50	\$6.50	\$7.00	\$5.00
		21135	SUSSEX	NHP-0023 (327)	2,222	\$4.00	\$5.00	\$4.90	\$5.00
		21138	UNION	NHP-0027 (302)	5,000	\$4.30	\$5.25	\$5.00	\$4.00
		21453	MORRIS	STBGP-FLEX-D00S (501)	144,556	\$11.00	\$11.00	\$10.00	\$9.00
	2022Q1	21139	MORRIS	NHP-0015 (310)	1,500	\$7.20			\$6.00
		22401	PASSAIC	STATE	2,000	\$4.30	\$4.10	\$5.00	\$5.00
		22402	UNION	STATE	2,000	\$5.00	\$5.00	\$5.20	\$5.00
		22402	UNION	STATE	3,793	\$4.72	\$5.00	\$5.00	\$1.80
		22401	PASSAIC	STATE	4,084	\$4.30	\$4.10	\$4.50	\$5.00
	2022Q2	22128	ESSEX	NHP-D00S (591)	200	\$20.00	\$19.75		\$6.00
		22127	BERGEN	CRRSAA-FLEX-0004 (32)	202	\$4.60	\$4.60	\$5.16	\$5.60
		22129	MORRIS	STBGP-FLEX-0046 (351)	760	\$5.25	\$5.00	\$4.82	\$7.00
		22110	BERGEN	NHP-0017 (307)	2,150	\$5.20	\$4.80	\$5.25	\$5.50
		22115	ESSEX	NHP-0021 (353)	4,000	\$5.80	\$5.60	\$5.25	\$5.00

HISTORICAL BID PRICE LISTING
 BY REGION

REGION: N

PAY ITEM	CALENDAR QUARTER	CONTRACT NUMBER	COUNTY LOCATION	PROJECT DESCRIPTION	BID QUANTITY	AWARD PRICE	SECOND BIDDER	THIRD BIDDER	ESTIMATE

TRAFFIC MARKING LINES, 24" / LF									
610017M	(cont)	22117	PASSAIC	NHP-0020 (301)	5,400	\$6.00	\$5.60	\$5.20	\$5.00
	2022Q3	22137	UNION	NHP-0022 (353)	170	\$12.50	\$13.50	\$20.00	\$8.00

RPM, MONO-DIRECTIONAL, AMBER LENS / U									
610018M	2021Q4	21135	SUSSEX	NHP-0023 (327)	13	\$48.00	\$58.00	\$38.00	\$35.00
		21138	UNION	NHP-0027 (302)	400	\$35.50	\$29.00	\$27.55	\$35.00
		21453	MORRIS	STBGP-FLEX-D00S (501)	1,000	\$30.00	\$52.50	\$50.00	\$35.00
	2022Q1	22102	UNION	NHP-0022 (350)	150	\$39.30	\$33.00	\$33.00	\$36.00
		22402	UNION	STATE	209	\$32.55	\$36.00	\$34.00	\$30.00
		22401	PASSAIC	STATE	300	\$35.50	\$33.60	\$32.00	\$30.00
		21139	MORRIS	NHP-0015 (310)	325	\$42.60			\$34.00
		22401	PASSAIC	STATE	750	\$35.50	\$33.60	\$33.00	\$30.00
		22402	UNION	STATE	750	\$33.60	\$36.00	\$35.00	\$30.00
	2022Q2	22122	MORRIS	NHP-0015 (311)	27	\$55.00	\$150.00	\$66.00	\$50.00
		22129	MORRIS	STBGP-FLEX-0046 (351)	36	\$50.00	\$50.00	\$64.27	\$45.00
		22123	BERGEN	STBGP-0208 (302)	56	\$35.00	\$53.00	\$50.00	\$46.00
		22110	BERGEN	NHP-0017 (307)	330	\$41.60	\$32.00	\$35.00	\$31.00
		22117	PASSAIC	NHP-0020 (301)	700	\$42.00	\$36.00	\$38.10	\$30.00
		22115	ESSEX	NHP-0021 (353)	800	\$42.00	\$33.20	\$34.65	\$32.00
	2022Q3	22137	UNION	NHP-0022 (353)	50	\$32.00	\$34.00	\$80.00	\$48.00

RPM, BI-DIRECTIONAL, AMBER LENS / U									
610021M	2021Q4	21135	SUSSEX	NHP-0023 (327)	42	\$48.00	\$58.00	\$38.00	\$35.00
		21138	UNION	NHP-0027 (302)	400	\$35.50	\$29.00	\$27.55	\$40.00
		21453	MORRIS	STBGP-FLEX-D00S (501)	1,000	\$30.00	\$52.50	\$50.00	\$35.00
	2022Q1	22401	PASSAIC	STATE	200	\$35.50	\$33.60	\$32.00	\$30.00
		22402	UNION	STATE	309	\$32.55	\$36.00	\$34.00	\$30.00
		22401	PASSAIC	STATE	1,000	\$35.50	\$33.60	\$33.00	\$30.00
		22402	UNION	STATE	1,000	\$33.60	\$36.00	\$35.00	\$30.00

HISTORICAL BID PRICE LISTING
 BY REGION

REGION: N

PAY ITEM	CALENDAR QUARTER	CONTRACT NUMBER	COUNTY LOCATION	PROJECT DESCRIPTION	BID QUANTITY	AWARD PRICE	SECOND BIDDER	THIRD BIDDER	ESTIMATE
RPM, BI-DIRECTIONAL, AMBER LENS / U									
610021M	2022Q2	22129	MORRIS	STBGP-FLEX-0046 (351)	14	\$50.00	\$50.00	\$64.27	\$45.00
		22117	PASSAIC	NHP-0020 (301)	20	\$42.00	\$36.00	\$38.10	\$35.00

REMOVAL OF RPM / U									
610024M	2021Q4	21453	MORRIS	STBGP-FLEX-D00S (501)	1,000	\$1.00	\$15.00	\$10.00	\$8.00
		21138	UNION	NHP-0027 (302)	1,100	\$7.00	\$4.50	\$5.00	\$8.00
	2022Q1	22102	UNION	NHP-0022 (350)	400	\$5.00	\$12.25	\$2.00	\$3.00
		22402	UNION	STATE	782	\$2.00	\$5.00	\$9.75	\$7.00
		21139	MORRIS	NHP-0015 (310)	1,000	\$64.00			\$8.00
		22401	PASSAIC	STATE	1,850	\$5.00	\$2.00	\$1.00	\$6.00
		22401	PASSAIC	STATE	2,500	\$3.00	\$1.00	\$4.00	\$3.30
		22402	UNION	STATE	2,500	\$1.00	\$5.00	\$5.75	\$3.30
	2022Q2	22122	MORRIS	NHP-0015 (311)	59	\$15.00	\$40.00	\$1.00	\$15.00
		22129	MORRIS	STBGP-FLEX-0046 (351)	100	\$0.01	\$35.00	\$26.27	\$10.00
		22117	PASSAIC	NHP-0020 (301)	1,400	\$15.00	\$3.25	\$0.17	\$10.00
		22110	BERGEN	NHP-0017 (307)	1,430	\$5.00	\$12.50	\$15.50	\$5.00
		22115	ESSEX	NHP-0021 (353)	3,200	\$14.50	\$6.64	\$10.00	\$10.00
	2022Q3	22137	UNION	NHP-0022 (353)	140	\$5.25	\$16.00	\$30.00	\$16.00

REMOVAL AND REPLACEMENT OF RPM LENS / U									
610027M	2021Q4	21453	MORRIS	STBGP-FLEX-D00S (501)	44,100	\$19.00	\$18.45	\$17.00	\$14.00

FLEXIBLE DELINEATOR, GROUND MOUNTED / U									
610030M	2021Q4	21138	UNION	NHP-0027 (302)	40	\$83.00	\$94.00	\$90.00	\$60.00

RUMBLE STRIP / LF									
610033M	2021Q4	21135	SUSSEX	NHP-0023 (327)	5,570	\$2.50	\$3.00	\$0.55	\$2.00

HISTORICAL BID PRICE LISTING
BY REGION

REGION: N

PAY ITEM	CALENDAR QUARTER	CONTRACT NUMBER	COUNTY LOCATION	PROJECT DESCRIPTION	BID QUANTITY	AWARD PRICE	SECOND BIDDER	THIRD BIDDER	ESTIMATE

RUMBLE STRIP / LF									
610033M	(cont)	21138	UNION	NHP-0027 (302)	20,000	\$0.80	\$0.30	\$0.65	\$1.00
	2022Q1	22401	PASSAIC	STATE	5,000	\$2.75	\$2.62	\$2.40	\$1.05
		22402	UNION	STATE	5,000	\$2.83	\$4.90	\$1.60	\$1.05
		22401	PASSAIC	STATE	7,840	\$1.80	\$1.71	\$0.80	\$1.15
		22402	UNION	STATE	11,127	\$1.27	\$1.40	\$1.35	\$1.15
		21139	MORRIS	NHP-0015 (310)	16,750	\$0.75			\$1.00
	2022Q2	22122	MORRIS	NHP-0015 (311)	2,450	\$2.00	\$4.00	\$3.00	\$4.00
		22123	BERGEN	STBGP-0208 (302)	7,479	\$3.00	\$1.65	\$2.20	\$3.00
		22117	PASSAIC	NHP-0020 (301)	15,800	\$1.25	\$0.80	\$5.00	\$1.00
		22115	ESSEX	NHP-0021 (353)	26,500	\$0.61	\$0.52	\$0.56	\$1.00

REMOVAL OF TRAFFIC STRIPES / LF									
610036M	2021Q4	21137	MORRIS	STBGP-FLEX-0046 (346)	1,676	\$1.90	\$1.75	\$2.00	\$1.00
		21135	SUSSEX	NHP-0023 (327)	13,200	\$0.75	\$0.90	\$0.60	\$0.80
		21138	UNION	NHP-0027 (302)	20,000	\$0.70	\$1.00	\$0.77	\$1.00
		21453	MORRIS	STBGP-FLEX-D00S (501)	550,000	\$0.10	\$0.50	\$1.00	\$0.50
	2022Q1	22101	PASSAIC	NHP-0080 (331)	1,200	\$1.00	\$1.00	\$1.15	\$1.00
		22401	PASSAIC	STATE	5,000	\$0.05	\$0.73	\$1.05	\$0.85
		22402	UNION	STATE	5,000	\$0.84	\$0.01	\$0.90	\$0.85
		21140	MORRIS	100% State	7,907	\$1.00	\$1.00	\$0.75	\$2.00
		22401	PASSAIC	STATE	10,000	\$0.10	\$0.01	\$0.65	\$0.80
		22402	UNION	STATE	10,000	\$0.50	\$0.01	\$0.55	\$1.50
		21139	MORRIS	NHP-0015 (310)	76,000	\$0.90			\$0.25
	2022Q2	22127	BERGEN	CRRSAA-FLEX-0004 (32	120	\$2.00	\$2.00	\$1.15	\$1.00
		22122	MORRIS	NHP-0015 (311)	6,270	\$1.00	\$0.85	\$0.95	\$1.00
		22129	MORRIS	STBGP-FLEX-0046 (351)	8,000	\$0.90	\$1.00	\$1.02	\$1.00
		22123	BERGEN	STBGP-0208 (302)	20,040	\$2.00	\$0.85	\$0.80	\$0.70
		22115	ESSEX	NHP-0021 (353)	200,000	\$0.75	\$0.54	\$0.60	\$1.00
		22117	PASSAIC	NHP-0020 (301)	246,500	\$0.75	\$0.66	\$0.81	\$0.50
	2022Q3	22137	UNION	NHP-0022 (353)	29,550	\$0.80	\$1.00	\$0.75	\$1.00

REMOVAL OF RUMBLE STRIP / LF									
610038M	2022Q2	22122	MORRIS	NHP-0015 (311)	2,214	\$20.00	\$18.00	\$18.00	\$20.00

HISTORICAL BID PRICE LISTING
 BY REGION

REGION: N

PAY ITEM	CALENDAR QUARTER	CONTRACT NUMBER	COUNTY LOCATION	PROJECT DESCRIPTION	BID QUANTITY	AWARD PRICE	SECOND BIDDER	THIRD BIDDER	ESTIMATE
REMOVAL OF RUMBLE STRIP / LF		22123	BERGEN	STBGP-0208 (302)	2,483	\$10.00	\$20.00	\$17.00	\$20.00
610038M	(cont)	22115	ESSEX	NHP-0021 (353)	18,100	\$6.05	\$13.64	\$5.70	\$5.00

REMOVAL OF TRAFFIC MARKINGS / SF									
610039M	2021Q4	21138	UNION	NHP-0027 (302)	1,000	\$3.30	\$7.00	\$6.70	\$2.00
		21137	MORRIS	STBGP-FLEX-0046 (346)	2,318	\$4.40	\$3.25	\$4.00	\$4.00
		21453	MORRIS	STBGP-FLEX-D00S (501)	20,275	\$0.50	\$3.80	\$3.00	\$1.25
	2022Q1	22101	PASSAIC	NHP-0080 (331)	31	\$3.00	\$3.00	\$3.25	\$10.00
		21139	MORRIS	NHP-0015 (310)	300	\$6.00			\$2.00
		22401	PASSAIC	STATE	500	\$0.10	\$0.01	\$3.25	\$3.20
		22401	PASSAIC	STATE	500	\$0.05	\$3.15	\$3.10	\$3.00
		22402	UNION	STATE	500	\$2.00	\$0.01	\$2.20	\$4.00
		22402	UNION	STATE	500	\$3.15	\$0.10	\$3.25	\$3.00
	2022Q2	22127	BERGEN	CRRSAA-FLEX-0004 (32	50	\$5.00	\$5.00	\$3.44	\$3.00
		22117	PASSAIC	NHP-0020 (301)	2,900	\$4.00	\$3.30	\$2.60	\$3.00
		22115	ESSEX	NHP-0021 (353)	16,000	\$2.60	\$4.60	\$2.36	\$4.00

BOLLARD / U									
610045M	2022Q1	22427	BERGEN	100% STATE	4	\$250.00	\$275.00	\$800.00	\$400.00

TRAFFIC MARKINGS SYMBOLS / SF									
610060M	2021Q4	21453	MORRIS	STBGP-FLEX-D00S (501)	40,549	\$8.00	\$7.80	\$10.00	\$7.25
	2022Q1	22101	PASSAIC	NHP-0080 (331)	31	\$7.00	\$7.00	\$7.50	\$15.00
		22401	PASSAIC	STATE	1,250	\$7.70	\$7.35	\$7.10	\$8.00
		22402	UNION	STATE	1,250	\$7.35	\$7.70	\$7.70	\$8.00
		22402	UNION	STATE	2,887	\$7.04	\$7.70	\$7.35	\$7.00
	2022Q2	22115	ESSEX	NHP-0021 (353)	160	\$9.25	\$7.00	\$8.40	\$8.00
		22117	PASSAIC	NHP-0020 (301)	1,450	\$8.00	\$7.70	\$8.09	\$7.00

HISTORICAL BID PRICE LISTING
 BY REGION

REGION: N

PAY ITEM	CALENDAR QUARTER	CONTRACT NUMBER	COUNTY LOCATION	PROJECT DESCRIPTION	BID QUANTITY	AWARD PRICE	SECOND BIDDER	THIRD BIDDER	ESTIMATE
-----	-----	-----	-----	-----	-----	-----	-----	-----	-----
TRAFFIC MARKINGS	SYMBOLS	/ SF							
610060M	(cont)	22110	BERGEN	NHP-0017 (307)	2,350	\$8.10	\$7.00	\$7.75	\$7.00
	2022Q3	22137	UNION	NHP-0022 (353)	28	\$3.25	\$3.50	\$30.00	\$9.00

HISTORICAL BID PRICE LISTING
 BY REGION

REGION: N

PAY ITEM	CALENDAR QUARTER	CONTRACT NUMBER	COUNTY LOCATION	PROJECT DESCRIPTION	BID QUANTITY	AWARD PRICE	SECOND BIDDER	THIRD BIDDER	ESTIMATE
CUSH, COMP BAR, TYPE 2, NARROW / U									
611300M	2021Q4	21138	UNION	NHP-0027 (302)	5	\$28,100	\$27,000	\$23,500	\$30,000
CRASH CUSH, COMP BAR, TYPE 2, MEDIUM / U									
611303M	2021Q4	21138	UNION	NHP-0027 (302)	2	\$31,350	\$30,000	\$26,500	\$25,000
CRASH CUSH, COMP BAR, TYPE 3, NARROW / U									
611312M	2022Q2	22123	BERGEN	STBGP-0208 (302)	1	\$38,000	\$87,000	\$52,000	\$30,000
		22117	PASSAIC	NHP-0020 (301)	19	\$41,000	\$45,000	\$37,000	\$29,000
	2022Q3	22137	UNION	NHP-0022 (353)	2	\$50,000	\$38,000	\$30,000	\$35,000
CRASH CUSHION, COMP BAR, TYPE 3, WIDE / U									
611318M	2022Q2	22128	ESSEX	NHP-D00S (591)	2	\$59,000	\$60,100		\$45,000
		22117	PASSAIC	NHP-0020 (301)	8	\$55,000	\$65,000	\$51,000	\$38,000

HISTORICAL BID PRICE LISTING
BY REGION

REGION: N

PAY ITEM	CALENDAR QUARTER	CONTRACT NUMBER	COUNTY LOCATION	PROJECT DESCRIPTION	BID QUANTITY	AWARD PRICE	SECOND BIDDER	THIRD BIDDER	ESTIMATE
REGULATORY AND WARNING SIGN / SF									
612003P	2021Q4	21137	MORRIS	STBGP-FLEX-0046 (346)	170	\$41.25	\$36.00	\$40.00	\$40.00
		21135	SUSSEX	NHP-0023 (327)	471	\$39.00	\$45.00	\$48.00	\$50.00
		21138	UNION	NHP-0027 (302)	4,200	\$40.00	\$65.00	\$65.00	\$35.00
	2022Q1	22101	PASSAIC	NHP-0080 (331)	10	\$40.00	\$40.00	\$75.00	\$55.00
		21140	MORRIS	100% State	80	\$40.00	\$40.00	\$40.00	\$60.00
	2022Q2	22122	MORRIS	NHP-0015 (311)	82	\$55.00	\$45.00	\$48.00	\$45.00
		22123	BERGEN	STBGP-0208 (302)	137.40	\$45.00	\$40.00	\$45.00	\$45.00
		22127	BERGEN	CRRSAA-FLEX-0004 (32	215	\$45.00	\$45.00	\$50.46	\$45.00
		22129	MORRIS	STBGP-FLEX-0046 (351)	331	\$42.00	\$55.00	\$40.70	\$60.00
		22117	PASSAIC	NHP-0020 (301)	1,494	\$43.00	\$48.50	\$40.00	\$40.00
	2022Q3	22137	UNION	NHP-0022 (353)	94.80	\$42.00	\$44.00	\$45.00	\$50.00

GUIDE SIGN, TYPE GA, STEEL "U" POST SUPP / SF									
612006P	2022Q2	22117	PASSAIC	NHP-0020 (301)	364	\$45.00	\$83.00	\$42.00	\$40.00

GUIDE SIGN, TYPE GA, BREAKAWAY SUPPORTS / SF									
612009P	2021Q4	21135	SUSSEX	NHP-0023 (327)	13	\$39.00	\$50.00	\$180.00	\$45.00
	2022Q1	21140	MORRIS	100% State	25	\$40.00	\$35.00	\$40.00	\$60.00

GUIDE SIGN PANEL, TYPE GO / SF									
612015P	2022Q2	22117	PASSAIC	NHP-0020 (301)	1,315	\$45.00	\$28.00	\$65.00	\$35.00

RELOCATE SIGN / U									
612021M	2021Q4	21138	UNION	NHP-0027 (302)	60	\$275.00	\$300.00	\$300.00	\$200.00
	2022Q2	22123	BERGEN	STBGP-0208 (302)	1	\$500.00	\$150.00	\$200.00	\$550.00

HISTORICAL BID PRICE LISTING
 BY REGION

REGION: N

PAY ITEM	CALENDAR QUARTER	CONTRACT NUMBER	COUNTY LOCATION	PROJECT DESCRIPTION	BID QUANTITY	AWARD PRICE	SECOND BIDDER	THIRD BIDDER	ESTIMATE
RELOCATE SIGN / U									
612021M	2022Q3	22137	UNION	NHP-0022 (353)	2	\$250.00	\$250.00	\$350.00	\$275.00

OVERHEAD STREET NAME SIGNS / SF									
612030P	2021Q4	21137	MORRIS	STBGP-FLEX-0046 (346)	118	\$95.25	\$55.00	\$60.00	\$60.00
		21138	UNION	NHP-0027 (302)	360	\$50.00	\$400.00	\$375.00	\$100.00
	2022Q2	22129	MORRIS	STBGP-FLEX-0046 (351)	77	\$51.00	\$60.00	\$49.27	\$85.00

HISTORICAL BID PRICE LISTING
 BY REGION

REGION: N

PAY ITEM	CALENDAR QUARTER	CONTRACT NUMBER	COUNTY LOCATION	PROJECT DESCRIPTION	BID QUANTITY	AWARD PRICE	SECOND BIDDER	THIRD BIDDER	ESTIMATE
NOISE BARRIER, FOUNDATION / U									
613002P	2022Q1	22101	PASSAIC	NHP-0080 (331)	2	\$50,000	\$25,000	\$20,000	\$25,000
NOISE BARRIER, ROADWAY / SY									
613004P	2022Q1	22101	PASSAIC	NHP-0080 (331)	70	\$700	\$1,400	\$400	\$500.00
NOISE BARRIER, BRIDGE / SY									
613005P	2022Q1	22101	PASSAIC	NHP-0080 (331)	55	\$1,000	\$1,400	\$2,000	\$920.00

HISTORICAL BID PRICE LISTING
 BY REGION

REGION: N

PAY ITEM	CALENDAR QUARTER	CONTRACT NUMBER	COUNTY LOCATION	PROJECT DESCRIPTION	BID QUANTITY	AWARD PRICE	SECOND BIDDER	THIRD BIDDER	ESTIMATE

WATER UTILITY RELOCATION / LS									
651001P	2022Q1	22101	PASSAIC	NHP-0080 (331)	1	\$25,000	\$20,000	\$25,000	\$10,500
	2022Q3	22137	UNION	NHP-0022 (353)	1	\$111,000	\$250,000	\$175,000	\$150,000
		22137	UNION	NHP-0022 (353)	1	\$50,000	\$200,000	\$195,000	\$200,000

TEMPORARY WATER PIPING / LS									
651002P	2022Q3	22137	UNION	NHP-0022 (353)	1	\$35,000	\$100,000	\$165,000	\$150,000

8" DUCTILE IRON WATER PIPE, CLASS 50 / LF									
651009P	2022Q2	22127	BERGEN	CRRSAA-FLEX-0004 (32	306	\$460.00	\$460.00	\$528.06	\$200.00

12" DUCTILE IRON WATER PIPE, CLASS 50 / LF									
651015P	2022Q2	22127	BERGEN	CRRSAA-FLEX-0004 (32	4	\$4,950	\$4,950	\$5,676	\$400.00

6" DUCTILE IRON WATER PIPE, CLASS 54 / LF									
651055P	2022Q2	22117	PASSAIC	NHP-0020 (301)	220	\$265.00	\$775.00	\$135.00	\$350.00

8" DUCTILE IRON WATER PIPE, CLASS 54 / LF									
651058P	2022Q2	22117	PASSAIC	NHP-0020 (301)	250	\$300.00	\$700.00	\$145.00	\$200.00

12" DUCTILE IRON WATER PIPE, CLASS 54 / LF									
651064P	2022Q2	22117	PASSAIC	NHP-0020 (301)	105	\$495	\$1,500	\$200	\$325.00

HISTORICAL BID PRICE LISTING
 BY REGION

REGION: N

PAY ITEM	CALENDAR QUARTER	CONTRACT NUMBER	COUNTY LOCATION	PROJECT DESCRIPTION	BID QUANTITY	AWARD PRICE	SECOND BIDDER	THIRD BIDDER	ESTIMATE
8" DUCTILE IRON WATER PIPE BRIDGE, CL 54 / LF									
651145P	2022Q2	22127	BERGEN	CRRSAA-FLEX-0004 (32	317	\$646.00	\$646.00	\$740.77	\$1,000

HISTORICAL BID PRICE LISTING
 BY REGION

REGION: N

PAY ITEM	CALENDAR QUARTER	CONTRACT NUMBER	COUNTY LOCATION	PROJECT DESCRIPTION	BID QUANTITY	AWARD PRICE	SECOND BIDDER	THIRD BIDDER	ESTIMATE

FIRE HYDRANT / U									
651246M	2021Q4	21138	UNION	NHP-0027 (302)	1	\$16,300	\$44,000	\$7,500	\$12,000
	2022Q2	22127	BERGEN	CRRSAA-FLEX-0004 (32	1	\$13,250	\$13,250	\$15,194	\$7,500
		22117	PASSAIC	NHP-0020 (301)	7	\$11,000	\$15,000	\$11,000	\$8,420
	2022Q3	22137	UNION	NHP-0022 (353)	2	\$10,000	\$10,500	\$10,000	\$20,000

RELOCATE FIRE HYDRANT / U									
651249M	2022Q3	22137	UNION	NHP-0022 (353)	2	\$1,700	\$11,500	\$10,000	\$7,500

RESET FIRE HYDRANT / U									
651252M	2022Q2	22117	PASSAIC	NHP-0020 (301)	1	\$1,500	\$4,000	\$1,100	\$2,100
		22127	BERGEN	CRRSAA-FLEX-0004 (32	1	\$2,400	\$2,400	\$2,752	\$2,200

RESET WATER MANHOLE / U									
651253M	2022Q2	22117	PASSAIC	NHP-0020 (301)	1	\$1,500	\$1,500	\$555	\$500.00

RESET WATER VALVE BOX / U									
651255M	2021Q4	21138	UNION	NHP-0027 (302)	231	\$40.00	\$40.00	\$150.00	\$35.00
	2022Q1	22101	PASSAIC	NHP-0080 (331)	1	\$1,000	\$500	\$650	\$100.00
		22401	PASSAIC	STATE	15	\$30.00	\$75.00	\$55.00	\$80.00
		22402	UNION	STATE	69	\$100.00	\$75.00	\$25.00	\$80.00
		22401	PASSAIC	STATE	100	\$20.00	\$1.00	\$51.00	\$50.00
		22402	UNION	STATE	100	\$1.00	\$5.00	\$0.20	\$50.00
	2022Q2	22129	MORRIS	STBGP-FLEX-0046 (351)	3	\$35.00	\$700.00	\$337.11	\$325.00
		22117	PASSAIC	NHP-0020 (301)	5	\$100.00	\$450.00	\$222.00	\$125.00
		22127	BERGEN	CRRSAA-FLEX-0004 (32	7	\$150.00	\$150.00	\$172.01	\$180.00
		22110	BERGEN	NHP-0017 (307)	13	\$100.00	\$25.00	\$30.00	\$150.00

HISTORICAL BID PRICE LISTING
 BY REGION

REGION: N

PAY ITEM	CALENDAR QUARTER	CONTRACT NUMBER	COUNTY LOCATION	PROJECT DESCRIPTION	BID QUANTITY	AWARD PRICE	SECOND BIDDER	THIRD BIDDER	ESTIMATE
RESET WATER VALVE BOX / U									
651255M	2022Q3	22137	UNION	NHP-0022 (353)	2	\$425	\$300	\$4,500	\$275.00

WATER AS-BUILT PLAN / LS									
651258M	2022Q2	22117	PASSAIC	NHP-0020 (301)	1	\$3,000	\$2,800	\$5,000	\$3,000

HISTORICAL BID PRICE LISTING
BY REGION

REGION: N

PAY ITEM	CALENDAR CONTRACT QUARTER NUMBER	COUNTY LOCATION	PROJECT DESCRIPTION	BID QUANTITY	AWARD PRICE	SECOND BIDDER	THIRD BIDDER	ESTIMATE
12" POLYVINYL CHLORIDE SEWER PIPE / LF								
652234P	2022Q2 22117	PASSAIC	NHP-0020(301)	647	\$245.00	\$300.00	\$94.00	\$150.00

HISTORICAL BID PRICE LISTING
 BY REGION

REGION: N

PAY ITEM	CALENDAR QUARTER	CONTRACT NUMBER	COUNTY LOCATION	PROJECT DESCRIPTION	BID QUANTITY	AWARD PRICE	SECOND BIDDER	THIRD BIDDER	ESTIMATE
SANITARY SEWER PIPE LINING / LF									
652414M	2022Q1	21139	MORRIS	NHP-0015 (310)	81	\$849.85			\$200.00

MANHOLE, SANITARY SEWER / U									
652420M	2022Q2	22117	PASSAIC	NHP-0020 (301)	2	\$7,500	\$12,000	\$8,000	\$8,000

MANHOLE, DOGHOUSE, SANITARY SEWER / U									
652421M	2022Q2	22117	PASSAIC	NHP-0020 (301)	1	\$7,500	\$15,000	\$8,000	\$6,500

RECONSTRUCTED MANHOLE, SANITARY SEWER, U / U									
652429M	2022Q2	22117	PASSAIC	NHP-0020 (301)	4	\$2,500	\$5,500	\$1,600	\$3,840

RESET MANHOLE, SANITARY SEWER, USING EXI / U									
652432M	2021Q4	21137	MORRIS	STBGP-FLEX-0046 (346)	1	\$165	\$725	\$1,000	\$1,000
		21138	UNION	NHP-0027 (302)	106	\$725	\$1,275	\$875	\$800.00

RESET MANHOLE, SANITARY SEWER, USING NEW / U									
652435M	2021Q4	21138	UNION	NHP-0027 (302)	126	\$1,150	\$1,800	\$1,500	\$1,100
		2022Q2	22117	PASSAIC	NHP-0020 (301)	18	\$1,300	\$1,650	\$745

TEMPORARY SEWER BYPASS / U									
652437M	2022Q3	22137	UNION	NHP-0022 (353)	1	\$15,000	\$6,000	\$55,000	\$50,000

HISTORICAL BID PRICE LISTING
 BY REGION

REGION: N

PAY ITEM	CALENDAR CONTRACT QUARTER NUMBER	COUNTY LOCATION	PROJECT DESCRIPTION	BID QUANTITY	AWARD PRICE	SECOND BIDDER	THIRD BIDDER	ESTIMATE
-----	-----	-----	-----	-----	-----	-----	-----	-----
SANITARY UTILITY RELOCATION / LS								
652600P	2022Q3 22137	UNION	NHP-0022 (353)	1	\$25,000	\$6,000	\$55,000	\$20,000

HISTORICAL BID PRICE LISTING
 BY REGION

REGION: N

PAY ITEM	CALENDAR QUARTER	CONTRACT NUMBER	COUNTY LOCATION	PROJECT DESCRIPTION	BID QUANTITY	AWARD PRICE	SECOND BIDDER	THIRD BIDDER	ESTIMATE
GAS UTILITY RELOCATION / LS									
653001P	2022Q3	22137	UNION	NHP-0022 (353)	1	\$50,000	\$150,000	\$125,000	\$225,000

TEMPORARY GAS MAIN, ____ / LS									
653002P	2022Q3	22137	UNION	NHP-0022 (353)	1	\$45,000	\$100,000	\$85,000	\$140,000

6" GAS MAIN / LF									
653009P	2022Q2	22117	PASSAIC	NHP-0020 (301)	670	\$485.00	\$285.00	\$500.00	\$165.00

16" GAS MAIN / LF									
653024P	2022Q2	22117	PASSAIC	NHP-0020 (301)	180	\$1,050	\$1,650	\$1,000	\$430.00

GAS SERVICE CONNECTION / U									
653081M	2022Q2	22117	PASSAIC	NHP-0020 (301)	18	\$6,200	\$6,100	\$6,000	\$2,840

RESET GAS VALVE BOX / U									
653084M	2021Q4	21137	MORRIS	STBGP-FLEX-0046 (346)	2	\$85.00	\$40.00	\$100.00	\$200.00
		21138	UNION	NHP-0027 (302)	113	\$65.00	\$40.00	\$0.01	\$35.00
	2022Q1	22401	PASSAIC	STATE	12	\$40.00	\$75.00	\$55.00	\$80.00
		22402	UNION	STATE	38	\$100.00	\$75.00	\$25.00	\$80.00
		22401	PASSAIC	STATE	100	\$10.00	\$1.00	\$51.00	\$50.00
		22402	UNION	STATE	100	\$1.00	\$10.00	\$0.20	\$50.00
	2022Q2	22117	PASSAIC	NHP-0020 (301)	6	\$200	\$1,650	\$200	\$60.00
	2022Q3	22137	UNION	NHP-0022 (353)	3	\$1,800	\$100	\$500	\$325.00

GAS AS-BUILT PLAN / LS									
653087P	2022Q2	22117	PASSAIC	NHP-0020 (301)	1	\$2,700	\$1,100	\$2,700	\$3,000

HISTORICAL BID PRICE LISTING
BY REGION

REGION: N

PAY ITEM	CALENDAR QUARTER	CONTRACT NUMBER	COUNTY LOCATION	PROJECT DESCRIPTION	BID QUANTITY	AWARD PRICE	SECOND BIDDER	THIRD BIDDER	ESTIMATE
GAS MAIN REMOVAL / LF									
653088P	2022Q2	22117	PASSAIC	NHP-0020 (301)	770	\$160.00	\$165.00	\$160.00	\$115.00

HISTORICAL BID PRICE LISTING
 BY REGION

REGION: N

PAY ITEM	CALENDAR QUARTER	CONTRACT NUMBER	COUNTY LOCATION	PROJECT DESCRIPTION	BID QUANTITY	AWARD PRICE	SECOND BIDDER	THIRD BIDDER	ESTIMATE

ELECTRICAL CONDUIT / LF									
654003P	2021Q4	21138	UNION	NHP-0027 (302)	167	\$220.00	\$145.00	\$200.00	\$250.00
	2022Q2	22127	BERGEN	CRRSAA-FLEX-0004 (32	581	\$425.00	\$425.00	\$376.12	\$60.00

GUY ANCHOR INSTALLATION / U									
654005M	2022Q2	22117	PASSAIC	NHP-0020 (301)	4	\$3,300	\$1,350	\$3,200	\$2,500

ELECTRICAL UTILITY RELOCATION / LS									
654007P	2021Q4	21135	SUSSEX	NHP-0023 (327)	1	\$445,000	\$500,000	\$550,000	\$410,000
		21137	MORRIS	STBGP-FLEX-0046 (346)	1	\$163,300	\$140,000	\$180,000	\$60,000
	2022Q2	22122	MORRIS	NHP-0015 (311)	1	\$600,000	\$450,000	\$450,000	\$190,000

RELOCATE UNDERGROUND ELECTRIC SERVICE / U									
654008P	2022Q2	22117	PASSAIC	NHP-0020 (301)	2	\$25,000	\$10,000	\$30,000	\$15,000

UTILITY POLE SHEATH / U									
654010M	2022Q2	22117	PASSAIC	NHP-0020 (301)	7	\$3,300	\$1,800	\$3,400	\$7,500

RESET ELECTRIC MANHOLE / U									
654029M	2021Q4	21138	UNION	NHP-0027 (302)	77	\$3,355	\$3,200	\$1,100	\$4,000
	2022Q2	22123	BERGEN	STBGP-0208 (302)	2	\$2,800	\$1,350	\$1,800	\$4,000

ELECTRICAL MANHOLE / U									
654030M	2022Q2	22127	BERGEN	CRRSAA-FLEX-0004 (32	2	\$80,000	\$80,000	\$61,635	\$65,500

HISTORICAL BID PRICE LISTING
 BY REGION

REGION: N

PAY ITEM -----	CALENDAR CONTRACT QUARTER NUMBER -----	COUNTY LOCATION -----	PROJECT DESCRIPTION -----	BID QUANTITY -----	AWARD PRICE -----	SECOND BIDDER -----	THIRD BIDDER -----	ESTIMATE -----
RESET TELECOMMUNICATIONS MANHOLE / U								
654050M	2022Q1 22402	UNION	STATE	6	\$3,100	\$3,245	\$3,200	\$2,500
	2022Q2 22129	MORRIS	STBGP-FLEX-0046 (351)	4	\$750	\$750	\$2,231	\$3,000

HISTORICAL BID PRICE LISTING
 BY REGION

REGION: N

PAY ITEM	CALENDAR QUARTER	CONTRACT NUMBER	COUNTY LOCATION	PROJECT DESCRIPTION	BID QUANTITY	AWARD PRICE	SECOND BIDDER	THIRD BIDDER	ESTIMATE
TELECOMMUNICATION CONDUIT / LF									
655003P	2022Q2	22127	BERGEN	CRRSAA-FLEX-0004 (32	519	\$284.00	\$284.00	\$325.66	\$85.00
TELECOMMUNICATION MANHOLE / U									
655012M	2022Q2	22127	BERGEN	CRRSAA-FLEX-0004 (32	1	\$68,000	\$68,000	\$77,976	\$16,500
RESET TELECOMMUNICATIONS MANHOLE / U									
655013P	2021Q4	21138	UNION	NHP-0027 (302)	209	\$1,400	\$1,200	\$1,100	\$1,500
FIBER OPTIC UTILITY RELOCATION / LF									
655020P	2022Q3	22137	UNION	NHP-0022 (353)	60	\$650.00	\$90.00	\$500.00	\$1,000
ELECTRICAL UTILITY RELOCATION, JCP&L / LS									
655031P	2022Q2	22129	MORRIS	STBGP-FLEX-0046 (351)	1	\$175,000	\$150,000	\$171,377	\$80,000

HISTORICAL BID PRICE LISTING
BY REGION

REGION: N

PAY ITEM -----	CALENDAR QUARTER	CONTRACT NUMBER	COUNTY LOCATION	PROJECT DESCRIPTION	BID QUANTITY	AWARD PRICE	SECOND BIDDER	THIRD BIDDER	ESTIMATE
-----	-----	-----	-----	-----	-----	-----	-----	-----	-----
UTILITY PIPE SUPPORT / LS									
657005P	2022Q2	22129	MORRIS	STBGP-FLEX-0046 (351)	1	\$65,000	\$150,000	\$99,063	\$60,000

HISTORICAL BID PRICE LISTING
 BY REGION

REGION: N

PAY ITEM	CALENDAR QUARTER	CONTRACT NUMBER	COUNTY LOCATION	PROJECT DESCRIPTION	BID QUANTITY	AWARD PRICE	SECOND BIDDER	THIRD BIDDER	ESTIMATE
3/4" RIGID METALLIC CONDUIT / LF									
701006P	2022Q1	22429	MORRIS	100% STATE	50	\$1.00	\$200.00		\$20.00
1 1/2" RIGID METALLIC CONDUIT / LF									
701012P	2022Q1	22429	MORRIS	100% STATE	100	\$40.00	\$200.00		\$35.00
		22427	BERGEN	100% STATE	200	\$10.00	\$45.00	\$100.00	\$20.00
		22101	PASSAIC	NHP-0080 (331)	824	\$30.00	\$70.00	\$45.00	\$38.00
	2022Q2	22117	PASSAIC	NHP-0020 (301)	90	\$55.00	\$88.00	\$90.00	\$35.00
2" RIGID METALLIC CONDUIT / LF									
701015P	2021Q4	21135	SUSSEX	NHP-0023 (327)	45	\$42.00	\$44.00	\$60.00	\$50.00
		21138	UNION	NHP-0027 (302)	495	\$54.00	\$65.00	\$45.00	\$40.00
	2022Q1	22101	PASSAIC	NHP-0080 (331)	22	\$50.00	\$60.00	\$48.00	\$50.00
		22427	BERGEN	100% STATE	400	\$44.00	\$51.00	\$125.00	\$35.00
	2022Q2	22129	MORRIS	STBGP-FLEX-0046 (351)	55	\$95.00	\$100.00	\$57.30	\$65.00
		22122	MORRIS	NHP-0015 (311)	70	\$45.00	\$150.00	\$100.00	\$50.00
		22117	PASSAIC	NHP-0020 (301)	90	\$66.00	\$68.00	\$52.00	\$45.00
		22127	BERGEN	CRRSAA-FLEX-0004 (32)	299	\$90.00	\$90.00	\$97.47	\$54.00
	2022Q3	22137	UNION	NHP-0022 (353)	35	\$36.00	\$90.00	\$70.00	\$50.00
2 1/2" RIGID METALLIC CONDUIT / LF									
701018P	2022Q1	22427	BERGEN	100% STATE	100	\$10.00	\$72.00	\$130.00	\$15.00
3" RIGID METALLIC CONDUIT / LF									
701021P	2021Q4	21135	SUSSEX	NHP-0023 (327)	865	\$49.00	\$51.00	\$75.00	\$50.00
		21137	MORRIS	STBGP-FLEX-0046 (346)	1,918	\$118.75	\$100.00	\$90.00	\$100.00
		21138	UNION	NHP-0027 (302)	17,028	\$95.00	\$80.00	\$60.00	\$45.00

HISTORICAL BID PRICE LISTING
 BY REGION

REGION: N

PAY ITEM	CALENDAR QUARTER	CONTRACT NUMBER	COUNTY LOCATION	PROJECT DESCRIPTION	BID QUANTITY	AWARD PRICE	SECOND BIDDER	THIRD BIDDER	ESTIMATE

3" RIGID METALLIC CONDUIT / LF									
701021P	2022Q1	22101	PASSAIC	NHP-0080 (331)	322	\$55.00	\$70.00	\$60.00	\$50.00
		21140	MORRIS	100% State	1,125	\$45.00	\$56.00	\$55.00	\$74.00
		22427	BERGEN	100% STATE	4,000	\$59.00	\$78.00	\$140.00	\$55.00
	2022Q2	22123	BERGEN	STBGP-0208 (302)	20	\$235.00	\$200.00	\$200.00	\$100.00
		22110	BERGEN	NHP-0017 (307)	38	\$128.00	\$110.00	\$120.50	\$60.00
		22129	MORRIS	STBGP-FLEX-0046 (351)	426	\$110.00	\$100.00	\$74.98	\$70.00
		22127	BERGEN	CRRSAA-FLEX-0004 (32)	508	\$75.00	\$75.00	\$80.27	\$70.00
		22117	PASSAIC	NHP-0020 (301)	7,145	\$68.00	\$75.00	\$95.00	\$50.00
	2022Q3	22137	UNION	NHP-0022 (353)	220	\$54.00	\$90.00	\$70.00	\$84.00

4" RIGID METALLIC CONDUIT / LF									
701024P	2021Q4	21138	UNION	NHP-0027 (302)	24	\$106.00	\$95.00	\$150.00	\$90.00
	2022Q2	22117	PASSAIC	NHP-0020 (301)	120	\$88.00	\$106.00	\$100.00	\$70.00

2" RIGID NONMETALLIC CONDUIT / LF									
701027P	2022Q1	22427	BERGEN	100% STATE	500	\$30.00	\$387.00	\$75.00	\$25.00

3" RIGID NONMETALLIC CONDUIT / LF									
701030P	2022Q1	22427	BERGEN	100% STATE	5,000	\$31.00	\$63.00	\$72.00	\$35.00
	2022Q2	22117	PASSAIC	NHP-0020 (301)	125	\$33.00	\$51.00	\$42.00	\$25.00
		22123	BERGEN	STBGP-0208 (302)	1,137	\$40.00	\$45.00	\$32.00	\$30.00
2022Q3	22137	UNION	NHP-0022 (353)	330	\$38.00	\$55.00	\$40.00	\$50.00	

1 1/4" FLEXIBLE METALLIC CONDUIT / LF									
701036P	2022Q1	22429	MORRIS	100% STATE	50	\$5.00	\$200.00		\$20.00

HISTORICAL BID PRICE LISTING
 BY REGION

REGION: N

PAY ITEM	CALENDAR QUARTER	CONTRACT NUMBER	COUNTY LOCATION	PROJECT DESCRIPTION	BID QUANTITY	AWARD PRICE	SECOND BIDDER	THIRD BIDDER	ESTIMATE
1" FLEXIBLE METALLIC CONDUIT / LF									
701038P	2022Q1	22101	PASSAIC	NHP-0080 (331)	20	\$20.00	\$60.00	\$65.00	\$10.00

1 1/2" FLEXIBLE METALLIC CONDUIT / LF									
701039P	2022Q1	22429	MORRIS	100% STATE	50	\$5.00	\$200.00		\$20.00

FIBERGLASS CONDUIT / LF									
701091P	2022Q2	22127	BERGEN	CRRSAA-FLEX-0004 (32	4,755	\$18.00	\$18.00	\$20.64	\$25.00

38" JUNCTION BOX / U									
701093M	2022Q1	22427	BERGEN	100% STATE	1	\$500	\$6,696	\$4,000	\$1,250

10" X 36" JUNCTION BOX / U									
701096M	2022Q1	22101	PASSAIC	NHP-0080 (331)	18	\$1,500	\$1,500	\$2,100	\$2,500
	2022Q2	22127	BERGEN	CRRSAA-FLEX-0004 (32	2	\$1,750	\$1,750	\$1,926	\$1,800
		22123	BERGEN	STBGP-0208 (302)	6	\$3,700	\$1,500	\$3,500	\$2,000

17" X 30" JUNCTION BOX / U									
701099M	2022Q1	22427	BERGEN	100% STATE	2	\$250	\$2,551	\$1,000	\$600.00

HISTORICAL BID PRICE LISTING
BY REGION

REGION: N

PAY ITEM	CALENDAR QUARTER	CONTRACT NUMBER	COUNTY LOCATION	PROJECT DESCRIPTION	BID QUANTITY	AWARD PRICE	SECOND BIDDER	THIRD BIDDER	ESTIMATE

18" X 36" JUNCTION BOX / U									
701102M	2021Q4	21135	SUSSEX	NHP-0023 (327)	9	\$2,205	\$2,400	\$2,500	\$2,350
		21137	MORRIS	STBGP-FLEX-0046 (346)	15	\$2,645	\$4,050	\$2,600	\$2,500
		21138	UNION	NHP-0027 (302)	135	\$4,400	\$3,250	\$2,150	\$2,100
	2022Q1	22101	PASSAIC	NHP-0080 (331)	1	\$1,600	\$2,500	\$2,500	\$2,564
		22427	BERGEN	100% STATE	40	\$1,850	\$4,450	\$4,000	\$1,600
	2022Q2	22127	BERGEN	CRRSAA-FLEX-0004 (32	2	\$4,000	\$4,000	\$4,472	\$2,800
		22129	MORRIS	STBGP-FLEX-0046 (351)	5	\$3,200	\$2,500	\$2,521	\$3,300
		22117	PASSAIC	NHP-0020 (301)	51	\$2,800	\$2,750	\$2,700	\$2,100

8" X 8" X 6" METAL JUNCTION BOX / U									
701105M	2022Q1	22101	PASSAIC	NHP-0080 (331)	4	\$500	\$1,850	\$2,000	\$1,500

TRANSITE JUNCTION BOX REMOVAL / U									
701107M	2021Q4	21138	UNION	NHP-0027 (302)	11	\$880	\$2,000	\$2,500	\$5,000
		21137	MORRIS	STBGP-FLEX-0046 (346)	17	\$720	\$4,000	\$5,000	\$3,000

12" X 10" X 8" METAL JUNCTION BOX / U									
701108M	2022Q1	22429	MORRIS	100% STATE	1	\$2,000	\$1,382		\$750.00
		22427	BERGEN	100% STATE	2	\$250	\$1,196	\$1,000	\$600.00

JUNCTION BOX FOUNDATION / U									
701117M	2022Q1	22427	BERGEN	100% STATE	45	\$1,850	\$4,000	\$3,600	\$1,650
	2022Q2	22123	BERGEN	STBGP-0208 (302)	1	\$5,700	\$4,000	\$5,000	\$3,000
		22117	PASSAIC	NHP-0020 (301)	10	\$3,900	\$2,800	\$3,000	\$2,700
	2022Q3	22137	UNION	NHP-0022 (353)	3	\$2,350	\$4,000	\$3,400	\$3,500

JUNCTION BOX MODIFICATIONS / LS									
701118P	2022Q2	22117	PASSAIC	NHP-0020 (301)	1	\$16,500	\$8,000	\$1,500	\$1,000

HISTORICAL BID PRICE LISTING
BY REGION

REGION: N

PAY ITEM	CALENDAR QUARTER	CONTRACT NUMBER	COUNTY LOCATION	PROJECT DESCRIPTION	BID QUANTITY	AWARD PRICE	SECOND BIDDER	THIRD BIDDER	ESTIMATE
	2022Q3	22137	UNION	NHP-0022 (353)	1	\$5,000	\$12,000	\$10,000	\$10,000

JUNCTION BOX FRAME AND COVER / U									
701120M	2022Q1	22427	BERGEN	100% STATE	10	\$650	\$1,913	\$1,600	\$750.00
	2022Q2	22117	PASSAIC	NHP-0020 (301)	5	\$500.00	\$100.00	\$900.00	\$1,000

FOUNDATION, TYPE SFT / U									
701123M	2021Q4	21135	SUSSEX	NHP-0023 (327)	2	\$2,625	\$2,800	\$3,100	\$2,160
		21137	MORRIS	STBGP-FLEX-0046 (346)	4	\$2,125	\$7,400	\$3,200	\$2,500
		21138	UNION	NHP-0027 (302)	47	\$6,500	\$3,500	\$1,850	\$2,500
	2022Q1	22427	BERGEN	100% STATE	10	\$1,000	\$3,986	\$3,200	\$1,100
	2022Q2	22117	PASSAIC	NHP-0020 (301)	20	\$2,750	\$3,500	\$2,900	\$2,270

FOUNDATION, TYPE MCF / U									
701126M	2021Q4	21135	SUSSEX	NHP-0023 (327)	1	\$2,100	\$2,200	\$2,000	\$1,800
		21138	UNION	NHP-0027 (302)	1	\$5,500	\$2,600	\$1,300	\$1,900
	2022Q1	22427	BERGEN	100% STATE	5	\$750	\$2,232	\$1,600	\$750.00
	2022Q2	22127	BERGEN	CRRSAA-FLEX-0004 (32)	1	\$1,250	\$1,250	\$1,376	\$1,800
		22117	PASSAIC	NHP-0020 (301)	3	\$2,200	\$2,500	\$1,200	\$1,800

FOUNDATION, TYPE P-MC MODIFIED / U									
701128M	2021Q4	21137	MORRIS	STBGP-FLEX-0046 (346)	2	\$4,815	\$6,300	\$4,300	\$4,500
		21138	UNION	NHP-0027 (302)	18	\$6,160	\$6,500	\$4,500	\$4,000
	2022Q1	22427	BERGEN	100% STATE	5	\$1,700	\$5,102	\$4,400	\$1,800
	2022Q2	22129	MORRIS	STBGP-FLEX-0046 (351)	1	\$6,400	\$2,000	\$4,354	\$5,200

HISTORICAL BID PRICE LISTING
 BY REGION

REGION: N

PAY ITEM	CALENDAR QUARTER	CONTRACT NUMBER	COUNTY LOCATION	PROJECT DESCRIPTION	BID QUANTITY	AWARD PRICE	SECOND BIDDER	THIRD BIDDER	ESTIMATE
FOUNDATION, TYPE P-MC MODIFIED / U									
701128M	(cont)	22117	PASSAIC	NHP-0020 (301)	3	\$4,400	\$7,500	\$2,700	\$4,240

FOUNDATION, TYPE P / U									
701129M	2022Q1	22427	BERGEN	100% STATE	2	\$100	\$3,826	\$1,600	\$700.00

FOUNDATION, TYPE P-MC / U									
701132M	2021Q4	21135	SUSSEX	NHP-0023 (327)	1	\$3,780	\$4,000	\$5,000	\$3,500
		21137	MORRIS	STBGP-FLEX-0046 (346)	1	\$4,175	\$6,300	\$2,300	\$2,735
	2022Q1	22427	BERGEN	100% STATE	10	\$1,700	\$7,175	\$3,200	\$1,550

FOUNDATION, TYPE SPF / U									
701135M	2021Q4	21135	SUSSEX	NHP-0023 (327)	1	\$1,900	\$2,000	\$2,000	\$2,160
		21137	MORRIS	STBGP-FLEX-0046 (346)	7	\$1,615	\$5,900	\$2,300	\$2,000
		21138	UNION	NHP-0027 (302)	90	\$6,270	\$2,300	\$1,125	\$1,600
	2022Q1	22427	BERGEN	100% STATE	10	\$850	\$1,913	\$2,000	\$800.00
	2022Q2	22110	BERGEN	NHP-0017 (307)	3	\$3,220	\$2,785	\$3,000	\$2,100
	22129	MORRIS	STBGP-FLEX-0046 (351)	3	\$2,180	\$3,750	\$2,180	\$2,100	
	22117	PASSAIC	NHP-0020 (301)	16	\$2,200	\$2,100	\$1,300	\$1,820	

BORING FOR FOUNDATION, STF 50 FOOT ARM / U									
701136M	2021Q4	21137	MORRIS	STBGP-FLEX-0046 (346)	1	\$45,000	\$13,300	\$10,000	\$9,660
		21138	UNION	NHP-0027 (302)	2	\$16,500	\$6,000	\$8,000	\$10,000
	2022Q2	22117	PASSAIC	NHP-0020 (301)	1	\$10,000	\$6,000	\$4,500	\$10,000

FOUNDATION, STF FOR GREATER THAN 50 FOOT / LF									
701137M	2021Q4	21137	MORRIS	STBGP-FLEX-0046 (346)	20	\$1,650	\$1,800	\$2,500	\$1,070

HISTORICAL BID PRICE LISTING
BY REGION

REGION: N

PAY ITEM	CALENDAR QUARTER	CONTRACT NUMBER	COUNTY LOCATION	PROJECT DESCRIPTION	BID QUANTITY	AWARD PRICE	SECOND BIDDER	THIRD BIDDER	ESTIMATE

FOUNDATION, STF FOR GREATER THAN 50 FOOT / LF									
701137M	(cont)	21138	UNION	NHP-0027 (302)	40	\$1,760	\$2,100	\$1,300	\$1,000
	2022Q2	22117	PASSAIC	NHP-0020 (301)	20	\$2,550	\$2,200	\$1,000	\$1,500

FOUNDATION, TYPE STF / U									
701138M	2021Q4	21137	MORRIS	STBGP-FLEX-0046 (346)	1	\$6,090	\$7,300	\$10,000	\$5,500
		21135	SUSSEX	NHP-0023 (327)	5	\$8,925	\$9,500	\$8,500	\$5,000
		21138	UNION	NHP-0027 (302)	17	\$7,495	\$11,000	\$4,625	\$5,000
	2022Q1	22427	BERGEN	100% STATE	10	\$4,000	\$7,100	\$9,000	\$4,500
	2022Q2	22129	MORRIS	STBGP-FLEX-0046 (351)	3	\$11,000	\$4,000	\$9,169	\$6,000
		22117	PASSAIC	NHP-0020 (301)	17	\$10,000	\$12,500	\$4,500	\$5,000

FOUNDATION, TYPE SFX / U									
701141M	2022Q1	22427	BERGEN	100% STATE	1	\$1	\$3,029	\$300	\$100.00

FOUNDATION, TYPE SFK / U									
701144M	2021Q4	21137	MORRIS	STBGP-FLEX-0046 (346)	5	\$2,700	\$4,600	\$3,360	\$3,000
		21138	UNION	NHP-0027 (302)	34	\$3,190	\$3,600	\$2,075	\$2,300
	2022Q1	22427	BERGEN	100% STATE	10	\$1,100	\$5,102	\$2,800	\$1,000
	2022Q2	22129	MORRIS	STBGP-FLEX-0046 (351)	1	\$3,400	\$5,000	\$3,213	\$3,400
		22117	PASSAIC	NHP-0020 (301)	6	\$3,300	\$4,000	\$2,800	\$2,570

FOUNDATION, TYPE 1M / U									
701153M	2022Q1	22427	BERGEN	100% STATE	2	\$200	\$3,189	\$400	\$200.00

FOUNDATION, TYPE 2M / U									
701156M	2022Q1	22427	BERGEN	100% STATE	2	\$400	\$4,783	\$800	\$400.00

HISTORICAL BID PRICE LISTING
BY REGION

REGION: N

PAY ITEM	CALENDAR QUARTER	CONTRACT NUMBER	COUNTY LOCATION	PROJECT DESCRIPTION	BID QUANTITY	AWARD PRICE	SECOND BIDDER	THIRD BIDDER	ESTIMATE

FOUNDATION, TYPE 1M-MC / U									
701159M	2022Q1	22101	PASSAIC	NHP-0080 (331)	1	\$1,500	\$1,500	\$4,500	\$1,800
		22427	BERGEN	100% STATE	2	\$600	\$5,421	\$1,600	\$700.00

FOUNDATION, TYPE 2M-MC / U									
701162M	2022Q1	22427	BERGEN	100% STATE	2	\$800	\$5,580	\$2,000	\$900.00
	2022Q3	22137	UNION	NHP-0022 (353)	1	\$4,500	\$7,000	\$5,500	\$4,800

METER CABINET, TYPE T / U									
701168M	2021Q4	21135	SUSSEX	NHP-0023 (327)	1	\$4,265	\$3,200	\$3,100	\$4,000
		21138	UNION	NHP-0027 (302)	6	\$8,800	\$8,500	\$2,695	\$3,500

METER CABINET, TYPE TL / U									
701171M	2021Q4	21135	SUSSEX	NHP-0023 (327)	1	\$4,465	\$3,850	\$3,700	\$3,500
		21137	MORRIS	STBGP-FLEX-0046 (346)	3	\$5,030	\$3,300	\$6,500	\$4,000
		21138	UNION	NHP-0027 (302)	15	\$8,800	\$8,500	\$3,105	\$3,750
	2022Q2	22129	MORRIS	STBGP-FLEX-0046 (351)	1	\$3,630	\$4,000	\$6,748	\$5,100
		22117	PASSAIC	NHP-0020 (301)	3	\$3,200	\$6,100	\$6,000	\$4,250

METER CABINET, TYPE 1M / U									
701174M	2022Q1	22101	PASSAIC	NHP-0080 (331)	1	\$7,500	\$10,520	\$12,098	\$12,000

METER CABINET, TYPE 2M-MC / U									
701180M	2022Q3	22137	UNION	NHP-0022 (353)	1	\$20,500	\$24,000	\$19,000	\$19,000

METER CABINET, TYPE L / U									
701183M	2022Q2	22127	BERGEN	CRRSAA-FLEX-0004 (32)	1	\$6,600	\$6,600	\$7,454	\$3,400

HISTORICAL BID PRICE LISTING
 BY REGION

REGION: N

PAY ITEM	CALENDAR QUARTER	CONTRACT NUMBER	COUNTY LOCATION	PROJECT DESCRIPTION	BID QUANTITY	AWARD PRICE	SECOND BIDDER	THIRD BIDDER	ESTIMATE

METER CABINET, TYPE L / U									
701183M	(cont)	22117	PASSAIC	NHP-0020 (301)	3	\$3,200	\$6,200	\$6,000	\$6,500

MODIFY METER CABINET / U									
701187M	2022Q2	22117	PASSAIC	NHP-0020 (301)	5	\$4,100	\$1,600	\$1,600	\$2,500

GROUND WIRE, NO. 6 AWG / LF									
701189P	2022Q3	22137	UNION	NHP-0022 (353)	770	\$3.75	\$4.00	\$3.50	\$3.00

GROUND WIRE, NO. 4 AWG / LF									
701190P	2022Q1	22101	PASSAIC	NHP-0080 (331)	732	\$5.00	\$5.00	\$5.75	\$4.00

GROUND WIRE, NO. 8 AWG / LF									
701192P	2021Q4	21135	SUSSEX	NHP-0023 (327)	940	\$2.90	\$3.00	\$2.25	\$3.00
		21137	MORRIS	STBGP-FLEX-0046 (346)	1,628	\$3.80	\$3.85	\$5.00	\$3.00
		21138	UNION	NHP-0027 (302)	19,305	\$4.15	\$4.00	\$3.20	\$2.00
	2022Q1	22101	PASSAIC	NHP-0080 (331)	795	\$5.00	\$4.00	\$4.60	\$3.00
		22429	MORRIS	100% STATE	3,000	\$2.75	\$3.90		\$2.50
	2022Q2	22110	BERGEN	NHP-0017 (307)	67	\$7.00	\$6.00	\$4.00	\$2.00
		22127	BERGEN	CRRSAA-FLEX-0004 (32)	180	\$3.25	\$3.25	\$3.44	\$4.00
		22129	MORRIS	STBGP-FLEX-0046 (351)	462	\$3.25	\$4.00	\$1.77	\$4.00
		22123	BERGEN	STBGP-0208 (302)	620	\$6.00	\$4.50	\$6.00	\$3.00
		22117	PASSAIC	NHP-0020 (301)	8,265	\$3.25	\$3.85	\$4.00	\$2.00
	2022Q3	22137	UNION	NHP-0022 (353)	467	\$3.75	\$4.00	\$3.50	\$3.00

MULTIPLE LIGHTING WIRE, NO. 2 AWG / LF									
701195P	2022Q1	22429	MORRIS	100% STATE	4,000	\$6.00	\$9.40		\$5.00

HISTORICAL BID PRICE LISTING
 BY REGION

REGION: N

PAY ITEM	CALENDAR QUARTER	CONTRACT NUMBER	COUNTY LOCATION	PROJECT DESCRIPTION	BID QUANTITY	AWARD PRICE	SECOND BIDDER	THIRD BIDDER	ESTIMATE

MULTIPLE LIGHTING WIRE, NO. 2 AWG / LF									
701195P	2022Q2	22117	PASSAIC	NHP-0020 (301)	40	\$22.00	\$6.60	\$7.00	\$10.00
		22123	BERGEN	STBGP-0208 (302)	120	\$9.00	\$37.50	\$9.00	\$5.00
	2022Q3	22137	UNION	NHP-0022 (353)	2,616	\$8.40	\$10.00	\$8.00	\$7.00

MULTIPLE LIGHTING WIRE, NO. 4 AWG / LF									
701196P	2022Q1	22429	MORRIS	100% STATE	50	\$1.00	\$6.10		\$2.50

MULTIPLE LIGHTING WIRE, NO. 6 AWG / LF									
701198P	2022Q1	22429	MORRIS	100% STATE	1,000	\$1.00	\$7.60		\$3.50
	2022Q2	22129	MORRIS	STBGP-FLEX-0046 (351)	34	\$16.50	\$20.00	\$3.59	\$3.00
		22117	PASSAIC	NHP-0020 (301)	2,540	\$4.00	\$4.40	\$5.00	\$3.00

HISTORICAL BID PRICE LISTING
BY REGION

REGION: N

PAY ITEM	CALENDAR QUARTER	CONTRACT NUMBER	COUNTY LOCATION	PROJECT DESCRIPTION	BID QUANTITY	AWARD PRICE	SECOND BIDDER	THIRD BIDDER	ESTIMATE

MULTIPLE LIGHTING WIRE, NO. 8 AWG / LF									
701201P	2021Q4	21138	UNION	NHP-0027 (302)	352	\$8.35	\$8.00	\$3.20	\$3.00
		21135	SUSSEX	NHP-0023 (327)	1,155	\$3.10	\$3.00	\$2.35	\$3.00
		21137	MORRIS	STBGP-FLEX-0046 (346)	4,546	\$6.50	\$3.85	\$5.00	\$3.00
	2022Q1	22429	MORRIS	100% STATE	1,200	\$3.50	\$6.10		\$2.00
		22101	PASSAIC	NHP-0080 (331)	3,738	\$4.00	\$3.00	\$3.45	\$3.00
	2022Q2	22110	BERGEN	NHP-0017 (307)	163	\$13.00	\$11.00	\$4.00	\$3.00
		22129	MORRIS	STBGP-FLEX-0046 (351)	522	\$3.25	\$3.50	\$3.27	\$3.00
		22127	BERGEN	CRRSAA-FLEX-0004 (32)	756	\$3.25	\$3.25	\$3.44	\$5.00
		22117	PASSAIC	NHP-0020 (301)	7,600	\$3.25	\$3.30	\$3.00	\$3.00

MULTIPLE LIGHTING WIRE, NO. 10 AWG / LF									
701204P	2022Q1	22429	MORRIS	100% STATE	3,500	\$3.50	\$6.90		\$3.00
	2022Q2	22117	PASSAIC	NHP-0020 (301)	150	\$11.00	\$2.75	\$3.00	\$4.00

SERVICE WIRE, NO. 3/0 AWG / LF									
701208P	2022Q1	22101	PASSAIC	NHP-0080 (331)	180	\$10.00	\$15.00	\$17.25	\$14.00

SERVICE WIRE, NO. 2 AWG / LF									
701210P	2022Q2	22129	MORRIS	STBGP-FLEX-0046 (351)	9	\$24.20	\$25.00	\$17.14	\$9.00
	2022Q3	22137	UNION	NHP-0022 (353)	174	\$10.50	\$11.50	\$10.00	\$8.00

SERVICE WIRE, NO. 6 AWG / LF									
701213P	2021Q4	21135	SUSSEX	NHP-0023 (327)	180	\$3.00	\$4.00	\$3.40	\$4.00
		21137	MORRIS	STBGP-FLEX-0046 (346)	561	\$4.25	\$4.60	\$6.00	\$3.00
		21138	UNION	NHP-0027 (302)	4,169	\$7.45	\$7.25	\$6.40	\$5.00
	2022Q1	22101	PASSAIC	NHP-0080 (331)	180	\$5.00	\$7.00	\$8.05	\$3.00

HISTORICAL BID PRICE LISTING
 BY REGION

REGION: N

PAY ITEM	CALENDAR QUARTER	CONTRACT NUMBER	COUNTY LOCATION	PROJECT DESCRIPTION	BID QUANTITY	AWARD PRICE	SECOND BIDDER	THIRD BIDDER	ESTIMATE

SERVICE WIRE, NO. 6 AWG / LF									
701213P	2022Q2	22129	MORRIS	STBGP-FLEX-0046 (351)	111	\$8.25	\$10.00	\$3.05	\$7.00
		22127	BERGEN	CRRSAA-FLEX-0004 (32	345	\$9.00	\$9.00	\$9.17	\$7.00
		22117	PASSAIC	NHP-0020 (301)	1,261	\$7.00	\$6.60	\$8.00	\$8.00

SERVICE WIRE, NO. 8 AWG / LF									
701216P	2021Q4	21138	UNION	NHP-0027 (302)	330	\$6.35	\$10.00	\$5.20	\$10.00

MULTIPLE LIGHTING WIRE, NO. 3/0 AWG / LF									
701242P	2022Q1	22101	PASSAIC	NHP-0080 (331)	2,016	\$10.00	\$15.00	\$17.25	\$7.00

FOUNDATION DECORATIVE LIGHT STANDARD / U									
701280M	2022Q2	22127	BERGEN	CRRSAA-FLEX-0004 (32	3	\$2,700	\$2,700	\$2,981	\$2,200

HISTORICAL BID PRICE LISTING
 BY REGION

REGION: N

PAY ITEM	CALENDAR QUARTER	CONTRACT NUMBER	COUNTY LOCATION	PROJECT DESCRIPTION	BID QUANTITY	AWARD PRICE	SECOND BIDDER	THIRD BIDDER	ESTIMATE

CONTROLLER, 8 PHASE / U									
702009M	2021Q4	21135	SUSSEX	NHP-0023 (327)	1	\$16,000	\$17,000	\$20,000	\$20,000
		21137	MORRIS	STBGP-FLEX-0046 (346)	2	\$16,875	\$17,000	\$25,000	\$25,000
		21138	UNION	NHP-0027 (302)	18	\$25,300	\$25,000	\$17,985	\$22,000
	2022Q2	22129	MORRIS	STBGP-FLEX-0046 (351)	1	\$50,000	\$47,000	\$48,200	\$30,000
		22117	PASSAIC	NHP-0020 (301)	3	\$41,000	\$23,300	\$25,000	\$19,000

TRAFFIC SIGNAL STANDARD, ALUMINUM / U									
702012M	2021Q4	21135	SUSSEX	NHP-0023 (327)	2	\$2,415	\$2,800	\$3,000	\$2,495
		21137	MORRIS	STBGP-FLEX-0046 (346)	9	\$3,280	\$3,350	\$4,400	\$3,045
		21138	UNION	NHP-0027 (302)	27	\$5,390	\$5,200	\$2,785	\$3,000
	2022Q2	22129	MORRIS	STBGP-FLEX-0046 (351)	1	\$5,650	\$5,700	\$5,479	\$4,600
		22117	PASSAIC	NHP-0020 (301)	23	\$3,800	\$3,900	\$4,200	\$3,000

TRAFFIC STANDARD, ALUMINUM, DECORATIVE / U									
702013M	2021Q4	21138	UNION	NHP-0027 (302)	56	\$6,490	\$6,300	\$5,070	\$3,500

SIGNAL STANDARD GREATER 50 FOOT, STEEL / U									
702014M	2021Q4	21137	MORRIS	STBGP-FLEX-0046 (346)	1	\$10,400	\$14,900	\$20,000	\$8,903
		21138	UNION	NHP-0027 (302)	2	\$22,550	\$22,000	\$10,250	\$9,000
	2022Q2	22117	PASSAIC	NHP-0020 (301)	1	\$18,150	\$15,000	\$16,000	\$10,250

TRAFFIC SIGNAL STANDARD, STEEL / U									
702015M	2021Q4	21137	MORRIS	STBGP-FLEX-0046 (346)	1	\$7,750	\$7,500	\$10,000	\$6,000
		21135	SUSSEX	NHP-0023 (327)	5	\$7,245	\$8,500	\$8,000	\$6,000
		21138	UNION	NHP-0027 (302)	16	\$14,850	\$14,500	\$7,550	\$7,000
	2022Q2	22129	MORRIS	STBGP-FLEX-0046 (351)	3	\$12,250	\$12,000	\$11,514	\$8,000

HISTORICAL BID PRICE LISTING
 BY REGION

REGION: N

PAY ITEM	CALENDAR QUARTER	CONTRACT NUMBER	COUNTY LOCATION	PROJECT DESCRIPTION	BID QUANTITY	AWARD PRICE	SECOND BIDDER	THIRD BIDDER	ESTIMATE

TRAFFIC SIGNAL STANDARD, STEEL / U									
702015M	(cont)	22117	PASSAIC	NHP-0020 (301)	17	\$9,200	\$9,200	\$9,400	\$6,100

PEDESTRIAN SIGNAL STANDARD / U									
702018M	2021Q4	21135	SUSSEX	NHP-0023 (327)	1	\$1,000	\$1,500	\$1,510	\$1,800
		21137	MORRIS	STBGP-FLEX-0046 (346)	7	\$1,140	\$1,050	\$1,400	\$1,000
		21138	UNION	NHP-0027 (302)	89	\$1,540	\$1,500	\$1,025	\$900.00
	2022Q2	22110	BERGEN	NHP-0017 (307)	3	\$2,900	\$2,500	\$1,000	\$950.00
		22129	MORRIS	STBGP-FLEX-0046 (351)	3	\$1,150	\$1,100	\$1,419	\$1,400
		22117	PASSAIC	NHP-0020 (301)	16	\$1,100	\$1,375	\$1,400	\$950.00

TRAFFIC SIGNAL MAST ARM, ALUMINUM / U									
702021M	2021Q4	21137	MORRIS	STBGP-FLEX-0046 (346)	7	\$3,190	\$3,000	\$4,300	\$2,500
		21138	UNION	NHP-0027 (302)	35	\$2,950	\$2,850	\$2,675	\$3,000
	2022Q2	22129	MORRIS	STBGP-FLEX-0046 (351)	1	\$5,350	\$5,300	\$7,241	\$3,000
		22117	PASSAIC	NHP-0020 (301)	11	\$3,000	\$3,900	\$4,000	\$2,500

TRAFFIC MAST ARM, ALUMINUM, DECORATIVE / U									
702022M	2021Q4	21138	UNION	NHP-0027 (302)	54	\$3,235	\$3,200	\$2,400	\$3,500

TRAFFIC SIGNAL MAST ARM, STEEL / U									
702024M	2021Q4	21137	MORRIS	STBGP-FLEX-0046 (346)	2	\$8,190	\$7,100	\$10,000	\$5,000
		21135	SUSSEX	NHP-0023 (327)	5	\$6,800	\$5,500	\$5,775	\$5,000
		21138	UNION	NHP-0027 (302)	16	\$8,715	\$8,400	\$6,500	\$6,500
	2022Q2	22129	MORRIS	STBGP-FLEX-0046 (351)	3	\$9,000	\$8,500	\$10,336	\$7,000
		22117	PASSAIC	NHP-0020 (301)	17	\$8,400	\$7,500	\$7,000	\$4,800

TRAFFIC ARM GREATER THAN 50 FOOT, STEEL / U									
702025M	2021Q4	21137	MORRIS	STBGP-FLEX-0046 (346)	1	\$45,300	\$29,000	\$33,000	\$14,630

HISTORICAL BID PRICE LISTING
 BY REGION

REGION: N

PAY ITEM	CALENDAR QUARTER	CONTRACT NUMBER	COUNTY LOCATION	PROJECT DESCRIPTION	BID QUANTITY	AWARD PRICE	SECOND BIDDER	THIRD BIDDER	ESTIMATE

TRAFFIC ARM GREATER THAN 50 FOOT, STEEL / U									
702025M	(cont)	21138	UNION	NHP-0027 (302)	2	\$26,400	\$25,500	\$31,000	\$9,000
	2022Q2	22117	PASSAIC	NHP-0020 (301)	1	\$43,000	\$42,000	\$40,000	\$18,800

TRAFFIC SIGNAL CABLE, 2 CONDUCTOR / LF									
702027P	2021Q4	21135	SUSSEX	NHP-0023 (327)	590	\$2.35	\$2.00	\$1.90	\$3.00
		21137	MORRIS	STBGP-FLEX-0046 (346)	1,760	\$6.00	\$3.15	\$5.00	\$3.00
		21138	UNION	NHP-0027 (302)	22,946	\$2.40	\$2.30	\$2.50	\$2.00
	2022Q2	22110	BERGEN	NHP-0017 (307)	561	\$13.00	\$11.00	\$2.35	\$3.00
		22129	MORRIS	STBGP-FLEX-0046 (351)	1,097	\$2.50	\$3.00	\$3.11	\$4.00
		22117	PASSAIC	NHP-0020 (301)	4,200	\$2.50	\$3.30	\$3.25	\$2.00

TRAFFIC SIGNAL CABLE, 5 CONDUCTOR / LF									
702030P	2021Q4	21135	SUSSEX	NHP-0023 (327)	725	\$3.30	\$3.00	\$2.70	\$4.00
		21137	MORRIS	STBGP-FLEX-0046 (346)	3,117	\$6.70	\$3.65	\$6.00	\$4.00
		21138	UNION	NHP-0027 (302)	51,469	\$2.70	\$2.60	\$2.95	\$3.00
	2022Q2	22110	BERGEN	NHP-0017 (307)	561	\$14.00	\$12.00	\$2.75	\$3.00
		22129	MORRIS	STBGP-FLEX-0046 (351)	1,097	\$3.10	\$3.50	\$3.70	\$4.00
		22117	PASSAIC	NHP-0020 (301)	12,500	\$3.00	\$4.40	\$4.50	\$2.00

TRAFFIC SIGNAL CABLE, 10 CONDUCTOR / LF									
702033P	2021Q4	21135	SUSSEX	NHP-0023 (327)	2,795	\$4.00	\$4.00	\$3.75	\$4.00
		21137	MORRIS	STBGP-FLEX-0046 (346)	3,066	\$8.00	\$4.50	\$6.00	\$4.00
		21138	UNION	NHP-0027 (302)	43,956	\$3.25	\$3.20	\$3.75	\$5.00
	2022Q2	22129	MORRIS	STBGP-FLEX-0046 (351)	1,210	\$4.05	\$4.00	\$4.87	\$5.00
		22117	PASSAIC	NHP-0020 (301)	11,200	\$4.00	\$5.50	\$5.50	\$3.00

OPTICALLY PROGRAMMED LED SIGNAL HEAD / U									
702035M	2021Q4	21138	UNION	NHP-0027 (302)	4	\$7,700	\$7,400	\$6,875	\$4,500

HISTORICAL BID PRICE LISTING
 BY REGION

REGION: N

PAY ITEM	CALENDAR QUARTER	CONTRACT NUMBER	COUNTY LOCATION	PROJECT DESCRIPTION	BID QUANTITY	AWARD PRICE	SECOND BIDDER	THIRD BIDDER	ESTIMATE

TRAFFIC SIGNAL HEAD / U									
702036M	2021Q4	21135	SUSSEX	NHP-0023 (327)	18	\$1,150	\$1,400	\$1,400	\$1,141
		21137	MORRIS	STBGP-FLEX-0046 (346)	26	\$1,440	\$1,300	\$1,900	\$1,500
		21138	UNION	NHP-0027 (302)	328	\$1,320	\$1,300	\$1,655	\$1,150
	2022Q2	22129	MORRIS	STBGP-FLEX-0046 (351)	13	\$1,950	\$1,900	\$1,591	\$1,800
		22117	PASSAIC	NHP-0020 (301)	86	\$1,540	\$990	\$1,000	\$1,200

PUSH BUTTON INSTALLATION / U									
702038M	2021Q4	21138	UNION	NHP-0027 (302)	22	\$825	\$1,600	\$2,020	\$2,500

PEDESTRIAN SIGNAL HEAD / U									
702039M	2021Q4	21135	SUSSEX	NHP-0023 (327)	4	\$950	\$1,100	\$1,060	\$1,093
		21137	MORRIS	STBGP-FLEX-0046 (346)	16	\$1,095	\$1,050	\$1,500	\$960.00
		21138	UNION	NHP-0027 (302)	186	\$886	\$850	\$1,035	\$900.00
	2022Q2	22110	BERGEN	NHP-0017 (307)	4	\$2,140	\$1,850	\$1,250	\$1,060
		22129	MORRIS	STBGP-FLEX-0046 (351)	8	\$950	\$1,000	\$980	\$1,200
		22117	PASSAIC	NHP-0020 (301)	21	\$1,020	\$1,325	\$1,300	\$1,100

SIGNAL AHEAD WIRELESS INTERCONNECT SYSTE / LS									
702040P	2021Q4	21135	SUSSEX	NHP-0023 (327)	1	\$7,185	\$9,500	\$9,500	\$13,000

PUSH BUTTON ASSEMBLIES, TYPE APS / U									
702041M	2021Q4	21138	UNION	NHP-0027 (302)	4	\$3,850	\$3,700	\$1,625	\$2,000

PUSH BUTTON / U									
702042M	2021Q4	21135	SUSSEX	NHP-0023 (327)	4	\$475.00	\$500.00	\$490.00	\$400.00
		21137	MORRIS	STBGP-FLEX-0046 (346)	9	\$365.00	\$550.00	\$725.00	\$400.00

HISTORICAL BID PRICE LISTING
 BY REGION

REGION: N

PAY ITEM	CALENDAR QUARTER	CONTRACT NUMBER	COUNTY LOCATION	PROJECT DESCRIPTION	BID QUANTITY	AWARD PRICE	SECOND BIDDER	THIRD BIDDER	ESTIMATE

PUSH BUTTON / U									
702042M	(cont)	21138	UNION	NHP-0027 (302)	118	\$385.00	\$370.00	\$470.00	\$400.00
	2022Q2	22129	MORRIS	STBGP-FLEX-0046 (351)	8	\$575.00	\$600.00	\$578.40	\$540.00
		22110	BERGEN	NHP-0017 (307)	16	\$1,275	\$1,100	\$615	\$520.00
		22117	PASSAIC	NHP-0020 (301)	22	\$500.00	\$760.00	\$750.00	\$400.00

IMAGE DETECTOR / U									
702045M	2021Q4	21138	UNION	NHP-0027 (302)	52	\$6,380	\$6,200	\$6,130	\$11,000

RADAR DETECTOR / U									
702046M	2021Q4	21135	SUSSEX	NHP-0023 (327)	4	\$8,510	\$9,900	\$9,750	\$8,500
		21138	UNION	NHP-0027 (302)	5	\$11,275	\$11,000	\$8,845	\$11,000
		21137	MORRIS	STBGP-FLEX-0046 (346)	7	\$10,440	\$9,500	\$12,000	\$9,000
	2022Q2	22117	PASSAIC	NHP-0020 (301)	1	\$10,600	\$12,500	\$13,000	\$15,000
		22129	MORRIS	STBGP-FLEX-0046 (351)	4	\$10,000	\$9,500	\$9,533	\$9,200
		22117	PASSAIC	NHP-0020 (301)	27	\$10,300	\$12,750	\$13,000	\$9,500

LOOP DETECTOR / LF									
702048M	2022Q1	22427	BERGEN	100% STATE	50	\$1.00	\$56.00	\$20.00	\$10.00

GENERATOR AUXILIARY CABINET / U									
702050M	2021Q4	21137	MORRIS	STBGP-FLEX-0046 (346)	4	\$10,125	\$7,300	\$12,000	\$7,060
		21138	UNION	NHP-0027 (302)	26	\$7,920	\$7,600	\$7,290	\$8,000
	2022Q2	22129	MORRIS	STBGP-FLEX-0046 (351)	1	\$7,100	\$7,000	\$10,154	\$9,000
		22117	PASSAIC	NHP-0020 (301)	8	\$10,000	\$8,850	\$9,000	\$10,000

TEMPORARY TRAFFIC SIGNAL SYSTEM, LOCATIO / LS									
702054M	2022Q2	22117	PASSAIC	NHP-0020 (301)	1	\$80,000	\$17,000	\$20,000	\$50,000

HISTORICAL BID PRICE LISTING
 BY REGION

REGION: N

PAY ITEM	CALENDAR QUARTER	CONTRACT NUMBER	COUNTY LOCATION	PROJECT DESCRIPTION	BID QUANTITY	AWARD PRICE	SECOND BIDDER	THIRD BIDDER	ESTIMATE

TEMPORARY TRAFFIC SIGNAL SYSTEM, LOCATIO / LS									
702054M	(cont)	22117	PASSAIC	NHP-0020 (301)	1	\$80,000	\$190,000	\$180,000	\$100,000

INTERIM TRAFFIC SIGNAL SYSTEM, LOCATION / LS									
702057M	2021Q4	21137	MORRIS	STBGP-FLEX-0046 (346)	1	\$1	\$20,000	\$20,000	\$10,000
		21137	MORRIS	STBGP-FLEX-0046 (346)	1	\$1	\$11,000	\$20,000	\$10,000
		21137	MORRIS	STBGP-FLEX-0046 (346)	1	\$1	\$15,000	\$20,000	\$15,000
		21137	MORRIS	STBGP-FLEX-0046 (346)	1	\$1	\$5,500	\$20,000	\$10,000
		21138	UNION	NHP-0027 (302)	1	\$8,800	\$8,500	\$19,000	\$15,000
		21138	UNION	NHP-0027 (302)	1	\$8,800	\$8,500	\$14,500	\$15,000
		21138	UNION	NHP-0027 (302)	1	\$8,800	\$8,500	\$9,500	\$10,000
		21138	UNION	NHP-0027 (302)	1	\$8,800	\$8,500	\$13,500	\$15,000
		21138	UNION	NHP-0027 (302)	1	\$8,800	\$8,500	\$10,500	\$5,000
		21138	UNION	NHP-0027 (302)	1	\$8,800	\$8,500	\$14,500	\$15,000
		21138	UNION	NHP-0027 (302)	1	\$8,800	\$8,500	\$9,000	\$15,000
		21138	UNION	NHP-0027 (302)	1	\$8,800	\$8,500	\$7,550	\$15,000
		21138	UNION	NHP-0027 (302)	1	\$8,800	\$8,500	\$13,500	\$15,000
		21138	UNION	NHP-0027 (302)	1	\$8,800	\$8,500	\$15,750	\$25,000
		21138	UNION	NHP-0027 (302)	1	\$8,800	\$8,500	\$13,500	\$10,000
		21138	UNION	NHP-0027 (302)	1	\$8,800	\$8,500	\$14,500	\$15,000
		21138	UNION	NHP-0027 (302)	1	\$8,800	\$8,500	\$16,500	\$15,000
		21138	UNION	NHP-0027 (302)	1	\$8,800	\$8,500	\$14,500	\$10,000
		21138	UNION	NHP-0027 (302)	1	\$8,800	\$8,500	\$14,500	\$20,000
		21138	UNION	NHP-0027 (302)	1	\$8,800	\$8,500	\$15,500	\$10,000
		21138	UNION	NHP-0027 (302)	1	\$8,800	\$8,500	\$15,500	\$15,000
		21138	UNION	NHP-0027 (302)	1	\$8,800	\$8,500	\$17,500	\$5,000
		21138	UNION	NHP-0027 (302)	1	\$8,800	\$8,500	\$17,500	\$5,000
		21138	UNION	NHP-0027 (302)	1	\$8,800	\$8,500	\$17,500	\$5,000
		21138	UNION	NHP-0027 (302)	1	\$8,800	\$8,500	\$17,500	\$5,000
		21138	UNION	NHP-0027 (302)	1	\$8,800	\$8,500	\$16,250	\$5,000
		21138	UNION	NHP-0027 (302)	1	\$8,800	\$8,500	\$17,500	\$5,000
		21138	UNION	NHP-0027 (302)	1	\$8,800	\$8,500	\$16,250	\$5,000
		21138	UNION	NHP-0027 (302)	1	\$8,800	\$8,500	\$22,500	\$10,000
		21138	UNION	NHP-0027 (302)	1	\$8,800	\$8,500	\$17,500	\$10,000
		21138	UNION	NHP-0027 (302)	1	\$8,800	\$8,500	\$24,500	\$25,000
		21138	UNION	NHP-0027 (302)	1	\$8,800	\$8,500	\$18,000	\$7,500
		21138	UNION	NHP-0027 (302)	1	\$8,800	\$8,500	\$19,500	\$5,000
		21138	UNION	NHP-0027 (302)	1	\$8,800	\$8,500	\$19,500	\$7,500

HISTORICAL BID PRICE LISTING
 BY REGION

REGION: N

PAY ITEM	CALENDAR QUARTER	CONTRACT NUMBER	COUNTY LOCATION	PROJECT DESCRIPTION	BID QUANTITY	AWARD PRICE	SECOND BIDDER	THIRD BIDDER	ESTIMATE
INTERIM TRAFFIC SIGNAL SYSTEM, LOCATION / LS									
702057M	(cont)	21138	UNION	NHP-0027 (302)	1	\$8,800	\$8,500	\$10,500	\$5,000
	2022Q2	22117	PASSAIC	NHP-0020 (301)	1	\$16,500	\$16,500	\$15,000	\$10,000
		22117	PASSAIC	NHP-0020 (301)	1	\$6,000	\$15,000	\$15,000	\$10,000
		22117	PASSAIC	NHP-0020 (301)	1	\$11,500	\$15,000	\$15,000	\$10,000
		22117	PASSAIC	NHP-0020 (301)	1	\$9,000	\$15,000	\$15,000	\$7,000
		22117	PASSAIC	NHP-0020 (301)	1	\$10,000	\$15,000	\$15,000	\$7,000
		22117	PASSAIC	NHP-0020 (301)	1	\$11,500	\$15,000	\$15,000	\$15,000
		22129	MORRIS	STBGP-FLEX-0046 (351)	1	\$15,000	\$14,000	\$16,602	\$12,000

GPS UNIT / U									
702059M	2022Q2	22117	PASSAIC	NHP-0020 (301)	5	\$1,300	\$1,270	\$1,300	\$1,500

CONTROLLER TURN-ON / U									
702060M	2021Q4	21135	SUSSEX	NHP-0023 (327)	1	\$8,200	\$4,500	\$5,000	\$5,000
		21137	MORRIS	STBGP-FLEX-0046 (346)	4	\$3,875	\$17,000	\$11,250	\$6,000
		21138	UNION	NHP-0027 (302)	31	\$2,640	\$2,550	\$14,250	\$7,000
	2022Q2	22129	MORRIS	STBGP-FLEX-0046 (351)	1	\$18,500	\$18,000	\$12,896	\$9,000
		22110	BERGEN	NHP-0017 (307)	3	\$12,705	\$11,000	\$7,250	\$5,300
		22117	PASSAIC	NHP-0020 (301)	9	\$18,150	\$5,000	\$5,000	\$6,000

HISTORICAL BID PRICE LISTING
 BY REGION

REGION: N

PAY ITEM	CALENDAR QUARTER	CONTRACT NUMBER	COUNTY LOCATION	PROJECT DESCRIPTION	BID QUANTITY	AWARD PRICE	SECOND BIDDER	THIRD BIDDER	ESTIMATE
RED SIGNAL AHEAD SIGN / U									
702102P	2021Q4	21135	SUSSEX	NHP-0023 (327)	1	\$8,850	\$8,200	\$8,000	\$6,500
		21138	UNION	NHP-0027 (302)	1	\$12,045	\$11,600	\$8,950	\$5,000
	2022Q2	22117	PASSAIC	NHP-0020 (301)	2	\$12,500	\$9,700	\$10,000	\$8,000

HISTORICAL BID PRICE LISTING
BY REGION

REGION: N

PAY ITEM	CALENDAR QUARTER	CONTRACT NUMBER	COUNTY LOCATION	PROJECT DESCRIPTION	BID QUANTITY	AWARD PRICE	SECOND BIDDER	THIRD BIDDER	ESTIMATE

LIGHTING STANDARD ALUMINUM / U									
703003M	2022Q2	22123	BERGEN	STBGP-0208 (302)	1	\$8,000	\$6,000	\$4,000	\$2,500
		22117	PASSAIC	NHP-0020 (301)	13	\$3,600	\$3,300	\$3,300	\$1,850
	2022Q3	22137	UNION	NHP-0022 (353)	3	\$3,300	\$3,500	\$3,000	\$6,000

LIGHTING STANDARD DECORATIVE / U									
703010M	2022Q1	22101	PASSAIC	NHP-0080 (331)	13	\$3,000	\$2,600	\$2,990	\$4,000
	2022Q2	22127	BERGEN	CRRSAA-FLEX-0004 (32	3	\$5,200	\$5,200	\$5,848	\$7,000

LIGHTING MAST ARM ALUMINUM / U									
703012M	2022Q2	22123	BERGEN	STBGP-0208 (302)	1	\$5,000	\$2,200	\$2,000	\$850.00
		22117	PASSAIC	NHP-0020 (301)	4	\$1,250	\$1,275	\$1,300	\$1,050
	2022Q3	22137	UNION	NHP-0022 (353)	3	\$1,350	\$1,400	\$1,200	\$1,300

LIGHTING MAST ARM STEEL / U									
703015M	2021Q4	21138	UNION	NHP-0027 (302)	1	\$6,930	\$6,700	\$1,700	\$2,500

LUMINAIRE / U									
703018M	2021Q4	21138	UNION	NHP-0027 (302)	1	\$6,480	\$6,300	\$1,205	\$1,500
		21135	SUSSEX	NHP-0023 (327)	2	\$1,825	\$2,200	\$2,050	\$1,200
		21137	MORRIS	STBGP-FLEX-0046 (346)	10	\$2,100	\$2,000	\$2,250	\$2,000
	2022Q1	22101	PASSAIC	NHP-0080 (331)	17	\$1,800	\$2,100	\$2,415	\$1,600
	2022Q2	22123	BERGEN	STBGP-0208 (302)	1	\$5,000	\$1,350	\$2,200	\$1,100
		22110	BERGEN	NHP-0017 (307)	2	\$3,640	\$3,150	\$4,000	\$1,300
		22129	MORRIS	STBGP-FLEX-0046 (351)	2	\$2,000	\$2,000	\$1,928	\$2,200
		22117	PASSAIC	NHP-0020 (301)	177	\$1,700	\$1,275	\$1,300	\$1,950

HISTORICAL BID PRICE LISTING
 BY REGION

REGION: N

PAY ITEM	CALENDAR QUARTER	CONTRACT NUMBER	COUNTY LOCATION	PROJECT DESCRIPTION	BID QUANTITY	AWARD PRICE	SECOND BIDDER	THIRD BIDDER	ESTIMATE
LUMINAIRE / U									
703018M	2022Q3	22137	UNION	NHP-0022 (353)	3	\$1,450	\$1,600	\$1,300	\$2,500
LUMINAIRE DECORATIVE / U									
703019M	2022Q2	22127	BERGEN	CRRSAA-FLEX-0004 (32	3	\$4,000	\$4,000	\$4,466	\$3,000
SIGN LIGHTING, STRUCTURE NO. ___ / LS									
703021M	2022Q2	22117	PASSAIC	NHP-0020 (301)	1	\$15,000	\$30,000	\$30,000	\$23,900
		22117	PASSAIC	NHP-0020 (301)	1	\$12,000	\$35,000	\$32,000	\$29,600
		22117	PASSAIC	NHP-0020 (301)	1	\$15,000	\$35,000	\$31,000	\$19,100
		22117	PASSAIC	NHP-0020 (301)	1	\$12,000	\$35,000	\$33,000	\$18,800
		22117	PASSAIC	NHP-0020 (301)	1	\$12,000	\$35,000	\$31,000	\$18,800
RELOCATE SITE LIGHTING / L S									
703022M	2022Q3	22137	UNION	NHP-0022 (353)	1	\$8,750	\$8,500	\$7,500	\$10,000
UNDERDECK LIGHTING TYPE W / U									
703024M	2022Q2	22117	PASSAIC	NHP-0020 (301)	2	\$2,150	\$3,000	\$3,000	\$2,200
TOWER LIGHTING / U									
703030M	2022Q1	22429	MORRIS	100% STATE	1	\$136,500	\$454,865		\$150,000
TEMPORARY HIGHWAY LIGHTING SYSTEM / LS									
703033P	2022Q2	22127	BERGEN	CRRSAA-FLEX-0004 (32	1	\$57,000	\$57,000	\$64,216	\$50,000
		22129	MORRIS	STBGP-FLEX-0046 (351)	1	\$5,000	\$0	\$16,067	\$25,000
	2022Q3	22137	UNION	NHP-0022 (353)	1	\$30,000	\$32,000	\$35,000	\$25,000

HISTORICAL BID PRICE LISTING
BY REGION

REGION: N

PAY ITEM	CALENDAR QUARTER	CONTRACT NUMBER	COUNTY LOCATION	PROJECT DESCRIPTION	BID QUANTITY	AWARD PRICE	SECOND BIDDER	THIRD BIDDER	ESTIMATE
ITS CONDUIT, TYPE A / LF									
704002M	2022Q1	22101	PASSAIC	NHP-0080 (331)	872	\$65.00	\$90.00	\$90.00	\$39.00
	2022Q2	22129	MORRIS	STBGP-FLEX-0046 (351)	990	\$45.00	\$60.00	\$59.45	\$74.00
	2022Q3	22137	UNION	NHP-0022 (353)	1,052	\$50.00	\$95.00	\$75.00	\$50.00

JUNCTION BOX ITS TYPE A / U									
704003M	2022Q1	22101	PASSAIC	NHP-0080 (331)	3	\$4,100	\$4,100	\$4,500	\$3,700
	2022Q2	22122	MORRIS	NHP-0015 (311)	2	\$4,500	\$12,000	\$1,400	\$5,500
		22129	MORRIS	STBGP-FLEX-0046 (351)	4	\$7,000	\$6,000	\$4,927	\$5,100
	2022Q3	22137	UNION	NHP-0022 (353)	6	\$5,300	\$11,000	\$9,500	\$5,000

JUNCTION BOX ITS TYPE C / U									
704009M	2022Q1	22101	PASSAIC	NHP-0080 (331)	5	\$2,200	\$1,900	\$3,000	\$2,000
	2022Q2	22129	MORRIS	STBGP-FLEX-0046 (351)	1	\$4,100	\$6,000	\$3,213	\$2,500
	2022Q3	22137	UNION	NHP-0022 (353)	9	\$3,200	\$5,600	\$4,500	\$2,800

METER CABINET ITS / U									
704011M	2022Q1	22101	PASSAIC	NHP-0080 (331)	1	\$5,500	\$6,500	\$7,475	\$3,800
	2022Q2	22129	MORRIS	STBGP-FLEX-0046 (351)	1	\$3,850	\$4,000	\$6,320	\$4,700

FOUNDATION, ITS / U									
704014M	2022Q1	22101	PASSAIC	NHP-0080 (331)	1	\$1,500	\$1,300	\$3,000	\$1,500
	2022Q2	22129	MORRIS	STBGP-FLEX-0046 (351)	1	\$2,100	\$3,500	\$2,249	\$2,400

HISTORICAL BID PRICE LISTING
BY REGION

REGION: N

PAY ITEM	CALENDAR QUARTER	CONTRACT NUMBER	COUNTY LOCATION	PROJECT DESCRIPTION	BID QUANTITY	AWARD PRICE	SECOND BIDDER	THIRD BIDDER	ESTIMATE

FOUNDATION ITS TYPE D / U									
704024M	2022Q2	22129	MORRIS	STBGP-FLEX-0046 (351)	1	\$2,500	\$3,500	\$3,117	\$4,000
	2022Q3	22137	UNION	NHP-0022 (353)	1	\$4,750	\$5,400	\$4,500	\$4,300

CONTROL CENTER SYSTEM, LOCATION NO. ____ / LS									
704033P	2022Q2	22129	MORRIS	STBGP-FLEX-0046 (351)	1	\$14,500	\$14,000	\$13,796	\$20,000
	2022Q3	22137	UNION	NHP-0022 (353)	1	\$7,500	\$7,800	\$6,500	\$3,000
		22137	UNION	NHP-0022 (353)	1	\$9,250	\$10,000	\$8,500	\$3,000

FOUNDATION CSS / U									
704035M	2022Q2	22129	MORRIS	STBGP-FLEX-0046 (351)	1	\$12,750	\$10,000	\$9,854	\$22,000
	2022Q3	22137	UNION	NHP-0022 (353)	1	\$50,000	\$46,000	\$45,000	\$40,000

CAMERA STANDARD TYPE A / U									
704048M	2022Q3	22137	UNION	NHP-0022 (353)	1	\$90,000	\$94,000	\$80,000	\$75,000

CAMERA STANDARD TYPE B / U									
704051M	2022Q2	22129	MORRIS	STBGP-FLEX-0046 (351)	1	\$50,000	\$48,000	\$58,911	\$35,000

CAMERA / U									
704060M	2022Q2	22129	MORRIS	STBGP-FLEX-0046 (351)	1	\$10,000	\$9,500	\$11,289	\$9,200
	2022Q3	22137	UNION	NHP-0022 (353)	2	\$7,200	\$7,800	\$6,500	\$12,000

CONTROLLER, CAMERA / U									
704063M	2022Q2	22129	MORRIS	STBGP-FLEX-0046 (351)	1	\$50,000	\$50,000	\$49,935	\$35,000

HISTORICAL BID PRICE LISTING
 BY REGION

REGION: N

PAY ITEM	CALENDAR QUARTER	CONTRACT NUMBER	COUNTY LOCATION	PROJECT DESCRIPTION	BID QUANTITY	AWARD PRICE	SECOND BIDDER	THIRD BIDDER	ESTIMATE
CONTROLLER, CAMERA / U									
704063M	2022Q3	22137	UNION	NHP-0022 (353)	1	\$58,000	\$62,500	\$50,000	\$45,000
REINSTALL FIBER OPTIC CABLE / LF									
704067P	2022Q1	22101	PASSAIC	NHP-0080 (331)	1,308	\$10.00	\$29.00	\$33.35	\$5.00
FIBER OPTIC CABLE TYPE F / LF									
704081P	2022Q1	22101	PASSAIC	NHP-0080 (331)	1,104	\$5.00	\$19.00	\$21.85	\$16.00

HISTORICAL BID PRICE LISTING
 BY REGION

REGION: N

PAY ITEM	CALENDAR QUARTER	CONTRACT NUMBER	COUNTY LOCATION	PROJECT DESCRIPTION	BID QUANTITY	AWARD PRICE	SECOND BIDDER	THIRD BIDDER	ESTIMATE
WIM ROADWAY DEVICES 1 LANES / U									
704189M	2022Q1	21139	MORRIS	NHP-0015(310)	2	\$42,311			\$32,845

HISTORICAL BID PRICE LISTING
 BY REGION

REGION: N

PAY ITEM	CALENDAR QUARTER	CONTRACT NUMBER	COUNTY LOCATION	PROJECT DESCRIPTION	BID QUANTITY	AWARD PRICE	SECOND BIDDER	THIRD BIDDER	ESTIMATE
LOW-VOLTAGE TRANSFORMER / U									
706004M	2022Q3	22137	UNION	NHP-0022 (353)	1	\$28,000	\$23,000	\$19,500	\$10,000

HISTORICAL BID PRICE LISTING
 BY REGION

REGION: N

PAY ITEM	CALENDAR QUARTER	CONTRACT NUMBER	COUNTY LOCATION	PROJECT DESCRIPTION	BID QUANTITY	AWARD PRICE	SECOND BIDDER	THIRD BIDDER	ESTIMATE
ELECTRICAL WORK / LS									
750050P	2022Q1	22461	HUDSON	N/A	1	\$400,000	\$281,000	\$295,500	\$339,552

HISTORICAL BID PRICE LISTING
 BY REGION

REGION: N

PAY ITEM	CALENDAR QUARTER	CONTRACT NUMBER	COUNTY LOCATION	PROJECT DESCRIPTION	BID QUANTITY	AWARD PRICE	SECOND BIDDER	THIRD BIDDER	ESTIMATE
TOWER ELEVATORS / L S									
755003P	2022Q1	22461	HUDSON	N/A	2	\$600,000	\$925,000	\$643,200	\$1,068,000

HISTORICAL BID PRICE LISTING
 BY REGION

REGION: N

PAY ITEM	CALENDAR QUARTER	CONTRACT NUMBER	COUNTY LOCATION	PROJECT DESCRIPTION	BID QUANTITY	AWARD PRICE	SECOND BIDDER	THIRD BIDDER	ESTIMATE

SELECTIVE THINNING / SY									
801006M	2021Q4	21135	SUSSEX	NHP-0023 (327)	4,310	\$10.00	\$6.00	\$11.00	\$7.00
	2022Q2	22117	PASSAIC	NHP-0020 (301)	1,574	\$17.00	\$12.50	\$33.00	\$20.00

SELECTIVE CLEARING / SY									
801012M	2022Q2	22127	BERGEN	CRRSAA-FLEX-0004 (32	110	\$50.00	\$50.00	\$32.11	\$43.00
		22117	PASSAIC	NHP-0020 (301)	3,570	\$22.00	\$15.50	\$27.00	\$40.00

HISTORICAL BID PRICE LISTING
 BY REGION

REGION: N

PAY ITEM	CALENDAR QUARTER	CONTRACT NUMBER	COUNTY LOCATION	PROJECT DESCRIPTION	BID QUANTITY	AWARD PRICE	SECOND BIDDER	THIRD BIDDER	ESTIMATE

TRIMMING EXISTING TREE, OVER 6" TO 12" D / U									
802003M	2021Q4	21138	UNION	NHP-0027 (302)	10	\$330.00	\$550.00	\$300.00	\$125.00
		21135	SUSSEX	NHP-0023 (327)	25	\$300.00	\$425.00	\$330.00	\$500.00
	2022Q1	22424	MORRIS	STATE	25	\$25.00	\$120.00		\$100.00

TRIMMING EXISTING TREE, OVER 12" TO 18" / U									
802006M	2021Q4	21138	UNION	NHP-0027 (302)	5	\$620.00	\$650.00	\$300.00	\$175.00
	2022Q1	22424	MORRIS	STATE	3	\$25.00	\$120.00		\$150.00

TRIMMING EXISTING TREE, OVER 18" TO 24" / U									
802009M	2021Q4	21138	UNION	NHP-0027 (302)	3	\$770.00	\$750.00	\$500.00	\$275.00
	2022Q1	22424	MORRIS	STATE	3	\$25.00	\$120.00		\$150.00
	2022Q3	22137	UNION	NHP-0022 (353)	3	\$650.00	\$900.00	\$525.00	\$400.00

TRIMMING EXISTING TREE, OVER 24" TO 30" / U									
802012M	2022Q1	22424	MORRIS	STATE	3	\$25.00	\$120.00		\$150.00
	2022Q3	22137	UNION	NHP-0022 (353)	3	\$950	\$1,200	\$800	\$450.00

TRIMMING EXISTING TREE, OVER 30" TO 36" / U									
802015M	2022Q1	22424	MORRIS	STATE	3	\$25.00	\$120.00		\$150.00

TRIMMING EXISTING TREE, OVER 36" DIAMETE / U									
802018M	2022Q1	22424	MORRIS	STATE	3	\$25.00	\$120.00		\$170.00

TREE REMOVAL, OVER 6" TO 12" DIAMETER / U									
802021M	2021Q4	21135	SUSSEX	NHP-0023 (327)	25	\$625.00	\$660.00	\$685.00	\$1,000

HISTORICAL BID PRICE LISTING
 BY REGION

REGION: N

PAY ITEM	CALENDAR QUARTER	CONTRACT NUMBER	COUNTY LOCATION	PROJECT DESCRIPTION	BID QUANTITY	AWARD PRICE	SECOND BIDDER	THIRD BIDDER	ESTIMATE
	2022Q1	22424	MORRIS	STATE	25	\$50.00	\$300.00		\$100.00
	2022Q2	22117 22127	PASSAIC BERGEN	NHP-0020 (301) CRRSAA-FLEX-0004 (32	4 30	\$1,000 \$475.00	\$850 \$475.00	\$1,100 \$682.29	\$825.00 \$421.00

TREE REMOVAL, OVER 12" TO 18" DIAMETER / U									
802024M	2021Q4	21138	UNION	NHP-0027 (302)	4	\$990	\$1,450	\$1,500	\$1,050
	2022Q1	22424	MORRIS	STATE	3	\$50.00	\$300.00		\$250.00
	2022Q2	22117 22127	PASSAIC BERGEN	NHP-0020 (301) CRRSAA-FLEX-0004 (32	1 13	\$1,500 \$950	\$1,500 \$950	\$1,600 \$1,003	\$1,325 \$903.00

TREE REMOVAL, OVER 18" TO 24" DIAMETER / U									
802027M	2021Q4	21138	UNION	NHP-0027 (302)	2	\$1,650	\$1,900	\$2,500	\$1,350
	2022Q1	22424 21139	MORRIS MORRIS	STATE NHP-0015 (310)	3 10	\$250.00 \$4,259	\$300.00		\$250.00 \$850.00
	2022Q2	22127	BERGEN	CRRSAA-FLEX-0004 (32	3	\$1,700	\$1,700	\$1,433	\$1,500

TREE REMOVAL, OVER 24" TO 30" DIAMETER / U									
802030M	2022Q1	22424	MORRIS	STATE	3	\$750.00	\$300.00		\$250.00

TREE REMOVAL, OVER 30" TO 36" DIAMETER / U									
802033M	2022Q1	22424	MORRIS	STATE	3	\$1,250	\$300		\$550.00
	2022Q2	22127	BERGEN	CRRSAA-FLEX-0004 (32	1	\$3,500	\$3,500	\$3,039	\$2,500

TREE REMOVAL, OVER 36" DIAMETER / U									
802036M	2021Q4	21138	UNION	NHP-0027 (302)	1	\$3,190	\$3,400	\$4,500	\$3,500

HISTORICAL BID PRICE LISTING
 BY REGION

REGION: N

PAY ITEM -----	CALENDAR CONTRACT QUARTER NUMBER -----	COUNTY LOCATION -----	PROJECT DESCRIPTION -----	BID QUANTITY -----	AWARD PRICE -----	SECOND BIDDER -----	THIRD BIDDER -----	ESTIMATE -----
TREE REMOVAL, OVER 36" DIAMETER / U								
802036M	2022Q1 22424	MORRIS	STATE	3	\$1,500	\$300		\$1,000
	2022Q2 22127	BERGEN	CRRSAA-FLEX-0004 (32	1	\$3,750	\$3,750	\$3,985	\$2,900
	22117	PASSAIC	NHP-0020 (301)	3	\$4,500	\$5,000	\$6,000	\$4,250

HISTORICAL BID PRICE LISTING
BY REGION

REGION: N

PAY ITEM	CALENDAR CONTRACT QUARTER NUMBER	COUNTY LOCATION	PROJECT DESCRIPTION	BID QUANTITY	AWARD PRICE	SECOND BIDDER	THIRD BIDDER	ESTIMATE
PREPARATION OF EXISTING SOIL / SY								
803006M	2022Q2 22127	BERGEN	CRRSAA-FLEX-0004 (32	3,383	\$2.25	\$2.25	\$2.87	\$3.00

HISTORICAL BID PRICE LISTING
BY REGION

REGION: N

PAY ITEM	CALENDAR QUARTER	CONTRACT NUMBER	COUNTY LOCATION	PROJECT DESCRIPTION	BID QUANTITY	AWARD PRICE	SECOND BIDDER	THIRD BIDDER	ESTIMATE

TOPSOIL SPREADING	___" THICK / SY								
804000P	2021Q4	21135	SUSSEX	NHP-0023 (327)	523	\$8.50	\$7.00	\$4.80	\$3.00
		21138	UNION	NHP-0027 (302)	3,603	\$3.60	\$26.00	\$5.65	\$4.00
	2022Q1	21139	MORRIS	NHP-0015 (310)	40	\$30.00			\$16.00
		21140	MORRIS	100% State	658	\$16.00	\$5.00	\$5.00	\$4.00
		22402	UNION	STATE	693	\$3.00	\$0.10	\$7.00	\$7.00
		22101	PASSAIC	NHP-0080 (331)	2,315	\$4.00	\$4.00	\$3.50	\$4.00
		22401	PASSAIC	STATE	3,358	\$0.50	\$2.00	\$4.00	\$4.00
		22401	PASSAIC	STATE	5,000	\$0.10	\$0.01	\$3.60	\$5.00
		22402	UNION	STATE	5,000	\$0.01	\$0.10	\$5.00	\$5.00
	2022Q2	22129	MORRIS	STBGP-FLEX-0046 (351)	996	\$3.50	\$5.00	\$5.36	\$6.00
		22122	MORRIS	NHP-0015 (311)	2,538	\$7.00	\$3.00	\$3.00	\$6.00
		22117	PASSAIC	NHP-0020 (301)	2,836	\$4.00	\$6.75	\$3.00	\$3.00
		22127	BERGEN	CRRSAA-FLEX-0004 (32)	3,383	\$5.00	\$5.00	\$4.76	\$4.00
		22123	BERGEN	STBGP-0208 (302)	3,794	\$9.00	\$3.00	\$4.50	\$6.00
		22117	PASSAIC	NHP-0020 (301)	11,603	\$6.00	\$5.00	\$3.00	\$3.00
	2022Q3	22137	UNION	NHP-0022 (353)	5,406	\$4.00	\$7.00	\$6.00	\$4.00

SUBSOIL / CY									
804001P	2022Q2	22122	MORRIS	NHP-0015 (311)	511	\$55.00	\$85.00	\$95.00	\$60.00
		22117	PASSAIC	NHP-0020 (301)	1,397	\$72.00	\$105.00	\$55.00	\$50.00

TOPSOILING, 4" THICK / SY									
804006P	2021Q4	21137	MORRIS	STBGP-FLEX-0046 (346)	621	\$7.25	\$5.50	\$18.00	\$5.00
		21135	SUSSEX	NHP-0023 (327)	13,210	\$6.50	\$4.00	\$3.85	\$2.00

PLANT PIT SOIL / CY									
804014P	2022Q1	22101	PASSAIC	NHP-0080 (331)	8	\$50.00	\$65.00	\$125.00	\$70.00
	2022Q2	22127	BERGEN	CRRSAA-FLEX-0004 (32)	4	\$200.00	\$200.00	\$86.00	\$70.00

HISTORICAL BID PRICE LISTING
 BY REGION

REGION: N

PAY ITEM	CALENDAR QUARTER	CONTRACT NUMBER	COUNTY LOCATION	PROJECT DESCRIPTION	BID QUANTITY	AWARD PRICE	SECOND BIDDER	THIRD BIDDER	ESTIMATE
PLANT PIT SOIL / CY									
804014P	(cont)	22122	MORRIS	NHP-0015 (311)	21	\$100.00	\$70.00	\$77.00	\$70.00
		22117	PASSAIC	NHP-0020 (301)	140	\$150.00	\$72.00	\$63.00	\$70.00
	2022Q3	22137	UNION	NHP-0022 (353)	1,152	\$20.00	\$60.25	\$50.00	\$90.00

BORROW TOPSOIL / CY									
804015P	2021Q4	21138	UNION	NHP-0027 (302)	400	\$61.00	\$58.00	\$48.00	\$65.00
	2022Q1	22402	UNION	STATE	100	\$25.00	\$5.00	\$38.00	\$50.00
		22401	PASSAIC	STATE	117	\$10.00	\$25.00	\$45.00	\$50.00
		22101	PASSAIC	NHP-0080 (331)	259	\$35.00	\$55.00	\$48.00	\$35.00
		22401	PASSAIC	STATE	1,250	\$1.00	\$0.01	\$45.00	\$4.00
	22402	UNION	STATE	1,250	\$0.01	\$0.20	\$10.50	\$4.00	
	2022Q2	22117	PASSAIC	NHP-0020 (301)	315	\$72.00	\$65.00	\$115.00	\$12.00
		22123	BERGEN	STBGP-0208 (302)	374	\$72.00	\$65.00	\$60.00	\$50.00
	2022Q3	22137	UNION	NHP-0022 (353)	241	\$55.00	\$56.00	\$49.00	\$45.00

SOIL AMENDMENT / CY									
804031P	2021Q4	21135	SUSSEX	NHP-0023 (327)	414	\$30.00	\$85.00	\$30.00	\$40.00

HISTORICAL BID PRICE LISTING
 BY REGION

REGION: N

PAY ITEM	CALENDAR QUARTER	CONTRACT NUMBER	COUNTY LOCATION	PROJECT DESCRIPTION	BID QUANTITY	AWARD PRICE	SECOND BIDDER	THIRD BIDDER	ESTIMATE

TURF REPAIR STRIP / LF									
805003M	2021Q4	21138	UNION	NHP-0027 (302)	10,000	\$0.50	\$6.25	\$5.00	\$4.00
	2022Q1	21139	MORRIS	NHP-0015 (310)	928	\$31.35			\$4.00
		22401	PASSAIC	STATE	2,000	\$1.00	\$3.50	\$2.25	\$6.00
		22402	UNION	STATE	2,000	\$2.00	\$0.10	\$4.00	\$3.00
		22401	PASSAIC	STATE	5,000	\$0.20	\$0.01	\$2.20	\$2.00
		22402	UNION	STATE	5,000	\$0.01	\$0.10	\$3.45	\$2.00
	2022Q2	22128	ESSEX	NHP-D00S (591)	190	\$30.00	\$36.50		\$15.00
		22117	PASSAIC	NHP-0020 (301)	825	\$10.00	\$7.60	\$8.00	\$5.00

STABILIZED TURF / SY									
805005M	2022Q2	22117	PASSAIC	NHP-0020 (301)	309	\$50.00	\$18.70	\$40.00	\$25.00

REGRADE BERM / SY									
805010M	2022Q2	22115	ESSEX	NHP-0021 (353)	404	\$17.35	\$8.21	\$16.80	\$25.00
		22128	ESSEX	NHP-D00S (591)	1,173	\$35.00	\$35.00		\$8.00

HISTORICAL BID PRICE LISTING
 BY REGION

REGION: N

PAY ITEM	CALENDAR QUARTER	CONTRACT NUMBER	COUNTY LOCATION	PROJECT DESCRIPTION	BID QUANTITY	AWARD PRICE	SECOND BIDDER	THIRD BIDDER	ESTIMATE

FERTILIZING AND SEEDING, TYPE A / SY									
806003P	2022Q1	22401	PASSAIC	STATE	5,000	\$0.10	\$0.01	\$0.95	\$2.00
		22402	UNION	STATE	5,000	\$0.01	\$0.10	\$0.55	\$2.00
	2022Q2	22115	ESSEX	NHP-0021 (353)	128	\$11.60	\$52.13	\$5.00	\$10.00

FERTILIZING AND SEEDING, TYPE A-3 / SY									
806006P	2021Q4	21137	MORRIS	STBGP-FLEX-0046 (346)	621	\$5.50	\$3.80	\$2.00	\$2.00
		21138	UNION	NHP-0027 (302)	3,603	\$1.65	\$5.00	\$2.70	\$1.50
		21135	SUSSEX	NHP-0023 (327)	13,210	\$1.50	\$1.80	\$1.65	\$1.00
	2022Q1	21139	MORRIS	NHP-0015 (310)	40	\$3.60			\$3.00
		21140	MORRIS	100% State	658	\$1.00	\$2.50	\$1.50	\$2.00
		22402	UNION	STATE	693	\$0.50	\$0.10	\$0.55	\$2.00
		22101	PASSAIC	NHP-0080 (331)	2,315	\$1.00	\$2.00	\$1.65	\$1.00
		22401	PASSAIC	STATE	3,358	\$0.50	\$0.75	\$1.00	\$1.75
	2022Q2	22127	BERGEN	CRRSAA-FLEX-0004 (32)	3,383	\$2.00	\$2.00	\$1.43	\$2.50
		22123	BERGEN	STBGP-0208 (302)	3,897	\$2.50	\$1.65	\$2.25	\$2.00
		22122	MORRIS	NHP-0015 (311)	5,488	\$2.00	\$1.50	\$1.70	\$2.00
		22117	PASSAIC	NHP-0020 (301)	14,439	\$2.00	\$1.25	\$3.00	\$1.00
	2022Q3	22137	UNION	NHP-0022 (353)	5,406	\$1.05	\$2.25	\$2.00	\$2.00

FERTILIZING AND SEEDING, TYPE A-4 / SY									
806009P	2022Q2	22129	MORRIS	STBGP-FLEX-0046 (351)	996	\$2.25	\$2.00	\$2.09	\$2.00

FERTILIZING AND SEEDING, TYPE F / SY									
806018P	2021Q4	21138	UNION	NHP-0027 (302)	720	\$1.65	\$21.00	\$2.80	\$2.00
		21135	SUSSEX	NHP-0023 (327)	1,750	\$1.50	\$2.00	\$1.65	\$1.00
	2022Q1	22101	PASSAIC	NHP-0080 (331)	463	\$2.00	\$2.00	\$2.75	\$1.00
	2022Q2	22129	MORRIS	STBGP-FLEX-0046 (351)	200	\$3.00	\$2.00	\$2.41	\$2.00

HISTORICAL BID PRICE LISTING
 BY REGION

REGION: N

PAY ITEM	CALENDAR QUARTER	CONTRACT NUMBER	COUNTY LOCATION	PROJECT DESCRIPTION	BID QUANTITY	AWARD PRICE	SECOND BIDDER	THIRD BIDDER	ESTIMATE

FERTILIZING AND SEEDING, TYPE F / SY									
806018P	(cont)	22127	BERGEN	CRRSAA-FLEX-0004 (32	339	\$2.50	\$2.50	\$2.29	\$2.50
		22123	BERGEN	STBGP-0208 (302)	354	\$2.00	\$3.85	\$3.10	\$2.00
		22117	PASSAIC	NHP-0020 (301)	1,444	\$5.00	\$1.80	\$1.50	\$2.00
	2022Q3	22137	UNION	NHP-0022 (353)	744	\$2.10	\$2.00	\$1.50	\$2.00

FERTILIZING AND SEEDING, TYPE W / SY									
806024P	2022Q2	22117	PASSAIC	NHP-0020 (301)	2,160	\$4.00	\$4.40	\$1.50	\$2.00

FERTILIZING AND SEEDING, BASIN SLOPE / SY									
806028P	2021Q4	21135	SUSSEX	NHP-0023 (327)	665	\$2.50	\$2.50	\$2.75	\$2.00
	2022Q2	22117	PASSAIC	NHP-0020 (301)	410	\$5.00	\$5.20	\$3.00	\$2.00

FERTILIZING AND SEEDING, LOW MAINTENANCE / SY									
806033P	2021Q4	21135	SUSSEX	NHP-0023 (327)	3,238	\$1.50	\$2.50	\$1.65	\$2.00
	2022Q2	22117	PASSAIC	NHP-0020 (301)	2,460	\$3.00	\$1.40	\$1.50	\$2.00

HISTORICAL BID PRICE LISTING
 BY REGION

REGION: N

PAY ITEM	CALENDAR QUARTER	CONTRACT NUMBER	COUNTY LOCATION	PROJECT DESCRIPTION	BID QUANTITY	AWARD PRICE	SECOND BIDDER	THIRD BIDDER	ESTIMATE

TOPSOIL STABILIZATION, TYPE 1 MAT / SY									
807003M	2021Q4	21135	SUSSEX	NHP-0023 (327)	670	\$3.95	\$6.00	\$4.40	\$5.00
	2022Q1	21140	MORRIS	100% State	80	\$12.00	\$10.00	\$12.00	\$6.00
	2022Q2	22127	BERGEN	CRRSAA-FLEX-0004 (32	410	\$5.50	\$5.50	\$4.87	\$6.00
		22117	PASSAIC	NHP-0020 (301)	595	\$6.00	\$4.40	\$3.00	\$8.00

TOPSOIL STABILIZATION, TYPE 2 MAT / SY									
807006M	2022Q1	22101	PASSAIC	NHP-0080 (331)	655	\$5.00	\$4.00	\$4.00	\$5.00
	2022Q2	22123	BERGEN	STBGP-0208 (302)	107	\$9.00	\$16.50	\$7.00	\$7.00
	2022Q3	22137	UNION	NHP-0022 (353)	23	\$5.25	\$10.00	\$8.75	\$10.00

TOPSOIL STABILIZATION, TYPE 4 MAT / SY									
807012M	2022Q3	22137	UNION	NHP-0022 (353)	4,668	\$3.65	\$3.50	\$3.00	\$6.00

HISTORICAL BID PRICE LISTING
 BY REGION

REGION: N

PAY ITEM	CALENDAR QUARTER	CONTRACT NUMBER	COUNTY LOCATION	PROJECT DESCRIPTION	BID QUANTITY	AWARD PRICE	SECOND BIDDER	THIRD BIDDER	ESTIMATE

STRAW MULCHING / SY									
809003M	2021Q4	21138	UNION	NHP-0027 (302)	4,323	\$1.00	\$2.00	\$2.60	\$1.00
		21135	SUSSEX	NHP-0023 (327)	18,894	\$0.90	\$1.30	\$1.00	\$1.00
	2022Q1	21139	MORRIS	NHP-0015 (310)	40	\$3.60			\$6.00
		21140	MORRIS	100% State	658	\$1.00	\$2.50	\$1.50	\$1.00
		22402	UNION	STATE	693	\$0.50	\$0.10	\$0.55	\$2.00
		22101	PASSAIC	NHP-0080 (331)	2,315	\$1.00	\$1.00	\$1.00	\$1.00
		22401	PASSAIC	STATE	3,358	\$0.50	\$0.75	\$0.80	\$1.00
		22401	PASSAIC	STATE	5,000	\$0.10	\$0.01	\$0.80	\$1.00
		22402	UNION	STATE	5,000	\$0.01	\$0.10	\$0.55	\$1.00
	2022Q2	22129	MORRIS	STBGP-FLEX-0046 (351)	996	\$1.00	\$3.00	\$2.14	\$1.00
		22122	MORRIS	NHP-0015 (311)	2,538	\$1.00	\$1.00	\$1.00	\$1.00
		22127	BERGEN	CRRSAA-FLEX-0004 (32	3,722	\$1.75	\$1.75	\$1.09	\$1.00
		22123	BERGEN	STBGP-0208 (302)	3,897	\$2.50	\$0.95	\$1.50	\$1.00
		22117	PASSAIC	NHP-0020 (301)	19,469	\$1.50	\$0.90	\$1.00	\$1.00
	2022Q3	22137	UNION	NHP-0022 (353)	1,734	\$1.05	\$2.00	\$1.50	\$2.00

FIBER MULCHING / SY									
809006M	2022Q2	22122	MORRIS	NHP-0015 (311)	2,950	\$3.00	\$1.00	\$1.40	\$2.00

SHREDDED HARDWOOD BARK MULCHING / SY									
809015M	2022Q1	22402	UNION	STATE	40	\$10.00	\$10.00	\$5.00	\$2.00

WOOD MULCHING / SY									
809018M	2021Q4	21135	SUSSEX	NHP-0023 (327)	167	\$5.50	\$11.00	\$6.00	\$4.00
	2022Q1	22101	PASSAIC	NHP-0080 (331)	16	\$10.00	\$5.00	\$11.00	\$4.00
	2022Q2	22117	PASSAIC	NHP-0020 (301)	472	\$20.00	\$5.40	\$9.00	\$7.00
	2022Q3	22137	UNION	NHP-0022 (353)	2,169	\$5.25	\$12.00	\$10.00	\$7.00

HISTORICAL BID PRICE LISTING
 BY REGION

REGION: N

PAY ITEM	CALENDAR QUARTER	CONTRACT NUMBER	COUNTY LOCATION	PROJECT DESCRIPTION	BID QUANTITY	AWARD PRICE	SECOND BIDDER	THIRD BIDDER	ESTIMATE
WOOD MULCHING, 2" THICK / SY									
809021M	2021Q4	21135	SUSSEX	NHP-0023 (327)	880	\$3.75	\$5.00	\$4.33	\$4.00
	2022Q2	22117	PASSAIC	NHP-0020 (301)	2,930	\$15.00	\$3.85	\$9.00	\$7.00

HISTORICAL BID PRICE LISTING
 BY REGION

REGION: N

PAY ITEM -----	CALENDAR QUARTER	CONTRACT NUMBER	COUNTY LOCATION	PROJECT DESCRIPTION	BID QUANTITY	AWARD PRICE	SECOND BIDDER	THIRD BIDDER	ESTIMATE -----
MOWING / ACRE									
810003M	2021Q4	21138	UNION	NHP-0027 (302)	1	\$1,300	\$1,000	\$580	\$1,500
		21135	SUSSEX	NHP-0023 (327)	4	\$1,300	\$1,100	\$1,430	\$300.00
	2022Q2	22123	BERGEN	STBGP-0208 (302)	1	\$2,500	\$1,375	\$1,000	\$900.00
		22127	BERGEN	CRRSAA-FLEX-0004 (32	1	\$900	\$900	\$1,720	\$620.00
		22117	PASSAIC	NHP-0020 (301)	11	\$1,200	\$1,210	\$600	\$700.00
	2022Q3	22137	UNION	NHP-0022 (353)	4	\$1,050	\$675	\$590	\$725.00

HISTORICAL BID PRICE LISTING
 BY REGION

REGION: N

PAY ITEM	CALENDAR QUARTER	CONTRACT NUMBER	COUNTY LOCATION	PROJECT DESCRIPTION	BID QUANTITY	AWARD PRICE	SECOND BIDDER	THIRD BIDDER	ESTIMATE
LARGE DECIDUOUS TREE, 3-3 1/2" CALIPER, / U									
811003M	2022Q3	22137	UNION	NHP-0022 (353)	383	\$950.00	\$775.00	\$675.00	\$700.00
LARGE DECIDUOUS TREE, 2-2 1/2" CALIPER, / U									
811006M	2021Q4	21135	SUSSEX	NHP-0023 (327)	13	\$595.00	\$765.00	\$650.00	\$500.00
LARGE DECID TREE 10-12' HIGH, MULTI STEM / U									
811016M	2022Q2	22122	MORRIS	NHP-0015 (311)	4	\$750.00	\$650.00	\$710.00	\$800.00
		22127	BERGEN	CRRSAA-FLEX-0004 (32	6	\$700	\$700	\$1,003	\$600.00
		22117	PASSAIC	NHP-0020 (301)	10	\$755.00	\$850.00	\$750.00	\$450.00
	2022Q3	22137	UNION	NHP-0022 (353)	14	\$585.00	\$725.00	\$625.00	\$525.00
SMALL DECIDUOUS TREE, 3-3 1/2" CALIPER, / U									
811021M	2022Q3	22137	UNION	NHP-0022 (353)	346	\$925.00	\$900.00	\$785.00	\$725.00
SMALL DECIDUOUS TREE, 2 1/2-3" CALIPER, / U									
811022M	2022Q1	22101	PASSAIC	NHP-0080 (331)	6	\$500.00	\$650.00	\$800.00	\$800.00
SMALL DECIDUOUS TREE, 2-2 1/2" CALIPER, / U									
811024M	2021Q4	21135	SUSSEX	NHP-0023 (327)	14	\$575.00	\$745.00	\$630.00	\$350.00
		22101	PASSAIC	NHP-0080 (331)	2	\$450.00	\$650.00	\$650.00	\$550.00
		22122	MORRIS	NHP-0015 (311)	9	\$600.00	\$550.00	\$600.00	\$595.00
SMALL DECIDUOUS TREE, 7-8' HIGH, B&B / U									
811031M	2021Q4	21135	SUSSEX	NHP-0023 (327)	48	\$550.00	\$580.00	\$605.00	\$150.00

HISTORICAL BID PRICE LISTING
 BY REGION

REGION: N

PAY ITEM	CALENDAR QUARTER	CONTRACT NUMBER	COUNTY LOCATION	PROJECT DESCRIPTION	BID QUANTITY	AWARD PRICE	SECOND BIDDER	THIRD BIDDER	ESTIMATE

EVERGREEN TREE, 9-10' HIGH, B&B / U									
811033M	2022Q3	22137	UNION	NHP-0022 (353)	156	\$810.00	\$665.00	\$585.00	\$450.00

EVERGREEN TREE, 8-9' HIGH, B&B / U									
811036M	2022Q1	22101	PASSAIC	NHP-0080 (331)	1	\$500	\$750	\$1,800	\$500.00

EVERGREEN TREE, 7-8' HIGH B&B / U									
811037M	2022Q2	22117	PASSAIC	NHP-0020 (301)	17	\$700.00	\$750.00	\$550.00	\$375.00

EVERGREEN TREE, 6-7' HIGH, B&B / U									
811039M	2022Q2	22117	PASSAIC	NHP-0020 (301)	10	\$645.00	\$590.00	\$559.00	\$350.00

EVERGREEN TREE, SEEDLING 18-24" HIGH, PO / U									
811051M	2021Q4	21135	SUSSEX	NHP-0023 (327)	31	\$36.00	\$72.00	\$40.00	\$35.00

DECIDUOUS SHRUB, 18-24" HIGH, #3 CONTAIN / U									
811063M	2022Q2	22117	PASSAIC	NHP-0020 (301)	1,100	\$110.00	\$55.00	\$65.00	\$65.00

DECIDUOUS SHRUB, 24-36" HIGH, CONTAINER / U									
811067M	2021Q4	21135	SUSSEX	NHP-0023 (327)	320	\$60.00	\$95.00	\$66.00	\$55.00
	2022Q2	22117	PASSAIC	NHP-0020 (301)	172	\$150.00	\$71.00	\$80.00	\$65.00
		22122	MORRIS	NHP-0015 (311)	190	\$70.00	\$90.00	\$98.00	\$40.00

EVERGREEN SHRUB, 30-36" HIGH, B&B / U									
811072M	2022Q2	22122	MORRIS	NHP-0015 (311)	20	\$90.00	\$100.00	\$124.00	\$75.00

HISTORICAL BID PRICE LISTING
 BY REGION

REGION: N

PAY ITEM	CALENDAR QUARTER	CONTRACT NUMBER	COUNTY LOCATION	PROJECT DESCRIPTION	BID QUANTITY	AWARD PRICE	SECOND BIDDER	THIRD BIDDER	ESTIMATE
EVERGREEN SHRUB, 18-24" HIGH, #3 CONTAIN / U									
811078M	2022Q2	22117	PASSAIC	NHP-0020(301)	198	\$105.00	\$66.00	\$60.00	\$55.00

HISTORICAL BID PRICE LISTING
 BY REGION

REGION: N

PAY ITEM	CALENDAR QUARTER	CONTRACT NUMBER	COUNTY LOCATION	PROJECT DESCRIPTION	BID QUANTITY	AWARD PRICE	SECOND BIDDER	THIRD BIDDER	ESTIMATE

GROUND COVER OR VINE, 2" PLUG / U									
811108M	2021Q4	21135	SUSSEX	NHP-0023 (327)	3,438	\$3.90	\$5.50	\$4.30	\$2.00

PLANT ESTABLISHMENT PERIOD / LS									
811138M	2021Q4	21135	SUSSEX	NHP-0023 (327)	1	\$7,500	\$20,000	\$8,250	\$10,000
	2022Q1	22101	PASSAIC	NHP-0080 (331)	1	\$1,000	\$3,500	\$5,500	\$6,000
	2022Q2	22117	PASSAIC	NHP-0020 (301)	1	\$55,000	\$25,000	\$45,000	\$77,000
		22122	MORRIS	NHP-0015 (311)	1	\$5,000	\$12,500	\$14,000	\$8,300
		22127	BERGEN	CRRSAA-FLEX-0004 (32	1	\$19,000	\$19,000	\$2,981	\$1,000
	2022Q3	22137	UNION	NHP-0022 (353)	1	\$32,000	\$130,000	\$115,000	\$160,000

WATERING / MG									
811165M	2021Q4	21135	SUSSEX	NHP-0023 (327)	23	\$23.00	\$360.00	\$440.00	\$300.00
	2022Q1	22101	PASSAIC	NHP-0080 (331)	1	\$500.00	\$1.00	\$450.00	\$400.00
	2022Q2	22127	BERGEN	CRRSAA-FLEX-0004 (32	1	\$1,000	\$1,000	\$516	\$1,050
		22122	MORRIS	NHP-0015 (311)	6	\$1.00	\$300.00	\$328.00	\$500.00
		22117	PASSAIC	NHP-0020 (301)	44	\$715.00	\$275.00	\$800.00	\$1,000
	2022Q3	22137	UNION	NHP-0022 (353)	206	\$290.00	\$500.00	\$425.00	\$1,000

RECONSTRUCT PLANTING BED / LS									
811175P	2022Q2	22117	PASSAIC	NHP-0020 (301)	1	\$60,000	\$18,000	\$17,000	\$250.00

HISTORICAL BID PRICE LISTING
 BY REGION

REGION: N

PAY ITEM	CALENDAR QUARTER	CONTRACT NUMBER	COUNTY LOCATION	PROJECT DESCRIPTION	BID QUANTITY	AWARD PRICE	SECOND BIDDER	THIRD BIDDER	ESTIMATE
MISCELLANEOUS CONCRETE / CY									
903006M	2021Q4	21135	SUSSEX	NHP-0023 (327)	4	\$500.00	\$500.00	\$550.00	\$3,000
	2022Q2	22463	MORRIS	N/A	75	\$1	\$1,000		\$700.00

HISTORICAL BID PRICE LISTING
 BY REGION

REGION: N

PAY ITEM -----	CALENDAR QUARTER	CONTRACT NUMBER	COUNTY LOCATION	PROJECT DESCRIPTION	BID QUANTITY	AWARD PRICE	SECOND BIDDER	THIRD BIDDER	ESTIMATE
-----	-----	-----	-----	-----	-----	-----	-----	-----	-----
INSPECTION OF UNITS / U									
MMA001M	2022Q2	22463	MORRIS	N/A	50	\$1,000	\$1,000		\$1,000

HISTORICAL BID PRICE LISTING
 BY REGION

REGION: N

PAY ITEM	CALENDAR QUARTER	CONTRACT NUMBER	COUNTY LOCATION	PROJECT DESCRIPTION	BID QUANTITY	AWARD PRICE	SECOND BIDDER	THIRD BIDDER	ESTIMATE
FLOODLIGHTS FOR NIGHTTIME OPERATION / U									
MMB085M	2021Q4	20458	MORRIS	NHP-D00S(453)	8	\$50	\$100	\$1,000	\$500.00

FORCE ACCOUNT LABOR, EQUIPMENT & MATERIA / DOLL									
MMB091M	2022Q1	22424	MORRIS	STATE	100,000	\$1.00	\$1.00		\$1.00

CREW COORDINATOR / HOUR									
MMB092M	2021Q4	22434	BERGEN	N/A	40	\$125.00	\$125.00	\$125.00	\$125.00
		22412	UNION	N/A	100	\$125.00	\$125.00	\$125.00	\$125.00
		22415	BERGEN	N/A	200	\$125.00	\$125.00	\$125.00	\$125.00
		22431	BERGEN	100% State	200	\$125.00	\$125.00	\$125.00	\$125.00
		22418	MORRIS	N/A	250	\$125.00	\$125.00	\$125.00	\$125.00

HISTORICAL BID PRICE LISTING
 BY REGION

REGION: N

PAY ITEM	CALENDAR QUARTER	CONTRACT NUMBER	COUNTY LOCATION	PROJECT DESCRIPTION	BID QUANTITY	AWARD PRICE	SECOND BIDDER	THIRD BIDDER	ESTIMATE
LANE CLOSURES / HOUR									
MMB172M	2021Q4	22418	MORRIS	N/A	1,500	\$135.00	\$135.00	\$195.00	\$75.00
		22434	BERGEN	N/A	6,500	\$0.01	\$0.01	\$725.00	\$65.00
		22412	UNION	N/A	8,000	\$0.01	\$0.01	\$1.00	\$50.00
		22431	BERGEN	100% State	8,400	\$0.01	\$0.01	\$1.00	\$65.00
		22415	BERGEN	N/A	30,000	\$0.01	\$0.01	\$1.00	\$50.00

SOLID WASTE DISPOSAL / DOLL									
MMB173M	2021Q4	22418	MORRIS	N/A	1,000	\$1.00	\$1.00	\$1.00	\$1.00
		22412	UNION	N/A	7,500	\$1.00	\$1.00	\$1.00	\$1.00
		22431	BERGEN	100% State	10,000	\$1.00	\$1.00	\$1.00	\$1.00
		22415	BERGEN	N/A	20,000	\$1.00	\$1.00	\$1.00	\$1.00
		22434	BERGEN	N/A	200,000	\$1.00	\$1.00	\$1.00	\$1.00

REPAIR CATEGORY "A" / HOUR									
MMB181M	2022Q2	22463	MORRIS	N/A	375	\$874	\$3,500		\$1,200

DIVING CREW / HOUR									
MMB185M	2021Q4	22434	BERGEN	N/A	1,200	\$318	\$405	\$1,070	\$480.00

LABOR CREW / HOUR									
MMB186M	2021Q4	22418	MORRIS	N/A	325	\$320.00	\$320.00	\$325.00	\$350.00
		22418	MORRIS	N/A	700	\$520.00	\$534.00	\$545.00	\$575.00
		22418	MORRIS	N/A	700	\$430.00	\$450.00	\$408.00	\$510.00
		22418	MORRIS	N/A	700	\$215.00	\$225.00	\$255.00	\$325.00
		22418	MORRIS	N/A	700	\$515.00	\$550.00	\$520.00	\$675.00
		22418	MORRIS	N/A	700	\$600.00	\$600.00	\$520.00	\$625.00
		22418	MORRIS	N/A	700	\$550.00	\$513.00	\$540.00	\$540.00
		22412	UNION	N/A	6,000	\$340.00	\$354.00	\$297.00	\$315.00
		22434	BERGEN	N/A	6,500	\$569	\$568	\$1,275	\$690.00
		22431	BERGEN	100% State	8,400	\$545.00	\$595.00	\$630.00	\$670.00

HISTORICAL BID PRICE LISTING
 BY REGION

REGION: N

PAY ITEM	CALENDAR QUARTER	CONTRACT NUMBER	COUNTY LOCATION	PROJECT DESCRIPTION	BID QUANTITY	AWARD PRICE	SECOND BIDDER	THIRD BIDDER	ESTIMATE
LABOR CREW / HOUR									
MMB186M	(cont)	22431	BERGEN	100% State	8,400	\$526.00	\$572.00	\$666.00	\$695.00
		22412	UNION	N/A	8,500	\$408.00	\$443.00	\$616.00	\$500.00
		22415	BERGEN	N/A	33,000	\$531.34	\$599.00	\$718.00	\$590.00

RAILROAD SERVICES / DOLL									
MMB188M	2021Q4	20458	MORRIS	NHP-D00S(453)	50,000	\$1.00	\$1.00	\$1.00	\$1.00

HISTORICAL BID PRICE LISTING
 BY REGION

REGION: N

PAY ITEM	CALENDAR QUARTER	CONTRACT NUMBER	COUNTY LOCATION	PROJECT DESCRIPTION	BID QUANTITY	AWARD PRICE	SECOND BIDDER	THIRD BIDDER	ESTIMATE

RESET SIGNS / U									
MMD036M	2022Q1	22401	PASSAIC	STATE	26	\$138.00	\$1.00	\$110.00	\$140.00
		22402	UNION	STATE	54	\$50.00	\$165.00	\$200.00	\$300.00

RETROFIT COVER PLATE FOR INLET CURB PIEC / U									
MMD042M	2022Q1	22402	UNION	STATE	5	\$450.00	\$275.00	\$300.00	\$125.00
		22401	PASSAIC	STATE	39	\$300.00	\$345.00	\$160.00	\$270.00

HISTORICAL BID PRICE LISTING
 BY REGION

REGION: N

PAY ITEM	CALENDAR QUARTER	CONTRACT NUMBER	COUNTY LOCATION	PROJECT DESCRIPTION	BID QUANTITY	AWARD PRICE	SECOND BIDDER	THIRD BIDDER	ESTIMATE

CONDUIT CLEARING / LF									
MME002M	2022Q1	22429	MORRIS	100% STATE	95	\$10.00	\$132.00		\$1.00

FOUNDATION REMOVAL, ELECTRICAL / U									
MME008M	2022Q1	22427	BERGEN	100% STATE	200	\$350.00	\$700.00	\$600.00	\$400.00

TRANSITE JUNCTION BOX REMOVAL / U									
MME009M	2022Q1	22427	BERGEN	100% STATE	60	\$400	\$1,223	\$800	\$500.00

TROUBLESHOOTING / MH									
MME010M	2022Q1	22429	MORRIS	100% STATE	125	\$240.00	\$811.00		\$185.00

BASE DOOR, TYPE T/C / U									
MME011M	2022Q1	22429	MORRIS	100% STATE	10	\$90.00	\$214.00		\$100.00

BASE DOOR, TYPE K / U									
MME012M	2022Q1	22429	MORRIS	100% STATE	5	\$95.00	\$222.00		\$95.00

BASE DOOR, TYPE P / U									
MME013M	2022Q1	22429	MORRIS	100% STATE	2	\$85.00	\$205.00		\$90.00

PEDESTRIAN LED INSTALLATION / U									
MME015M	2022Q1	22429	MORRIS	100% STATE	2	\$335.00	\$454.00		\$275.00

HIGHWAY LIGHTING BALLAST INSTALLATION / U									
MME017M	2022Q1	22429	MORRIS	100% STATE	10	\$450.00	\$483.00		\$450.00

HISTORICAL BID PRICE LISTING
 BY REGION

REGION: N

PAY ITEM	CALENDAR QUARTER	CONTRACT NUMBER	COUNTY LOCATION	PROJECT DESCRIPTION	BID QUANTITY	AWARD PRICE	SECOND BIDDER	THIRD BIDDER	ESTIMATE
HIGHWAY LIGHTING RELAMPING / U									
MME024M	2022Q1	22429	MORRIS	100% STATE	75	\$150.00	\$268.00		\$175.00

BASE DOOR, TYPE L / U									
MME026M	2022Q1	22429	MORRIS	100% STATE	5	\$60.00	\$205.00		\$75.00

PEC REPLACEMENT / U									
MME027M	2022Q1	22429	MORRIS	100% STATE	2	\$65.00	\$332.00		\$75.00

SIGN LUMINAIRE INSTALLATION / U									
MME055M	2022Q1	22429	MORRIS	100% STATE	210	\$2,150	\$2,107		\$2,000

LED TYPE R-ARROW-R / U									
MME068M	2022Q1	22429	MORRIS	100% STATE	35	\$75.00	\$298.00		\$100.00

LED TYPE A-ARROW-R / U									
MME069M	2022Q1	22429	MORRIS	100% STATE	50	\$75.00	\$298.00		\$75.00

LED TYPE G-ARROW-R / U									
MME070M	2022Q1	22429	MORRIS	100% STATE	50	\$75.00	\$298.00		\$75.00

LED TYPE A/G-ARROW-R / U									
MME071M	2022Q1	22429	MORRIS	100% STATE	50	\$118.00	\$375.00		\$75.00

TRAFFIC DIRECTORS / MH									
MME084M	2022Q1	22427	BERGEN	100% STATE	200	\$85.00	\$169.00	\$170.00	\$85.00

HISTORICAL BID PRICE LISTING
 BY REGION

REGION: N

PAY ITEM	CALENDAR QUARTER	CONTRACT NUMBER	COUNTY LOCATION	PROJECT DESCRIPTION	BID QUANTITY	AWARD PRICE	SECOND BIDDER	THIRD BIDDER	ESTIMATE
VISOR REPLACEMENT / U									
MME085M	2022Q1	22429	MORRIS	100% STATE	3	\$55.00	\$150.00		\$60.00
ROADWAY JUNCTION BOX / U									
MME090M	2022Q1	22427	BERGEN	100% STATE	1	\$500	\$7,175	\$2,000	\$1,200
LED TYPE 12 RAG / U									
MME091M	2022Q1	22429	MORRIS	100% STATE	150	\$250.00	\$711.00		\$300.00
LED TYPE 8 RAG / U									
MME092M	2022Q1	22429	MORRIS	100% STATE	150	\$240.00	\$693.00		\$275.00
LIGHTING ASSEMBLIES, TYPE L-R-X / U									
MME093M	2022Q1	22429	MORRIS	100% STATE	2	\$460	\$1,303		\$450.00
LIGHTING ASSEMBLIES, TYPE L-R-CF / U									
MME094M	2022Q1	22429	MORRIS	100% STATE	2	\$460	\$1,303		\$450.00
LIGHTING ASSEMBLIES, TYPE L-R-V-X / U									
MME095M	2022Q1	22429	MORRIS	100% STATE	2	\$925	\$2,330		\$1,000
LIGHTING ASSEMBLIES, TYPE L-R-MG / U									
MME096M	2022Q1	22429	MORRIS	100% STATE	2	\$1,085	\$2,150		\$750.00
LIGHTING ASSEMBLIES, TYPE L-R-U-W / U									
MME097M	2022Q1	22429	MORRIS	100% STATE	2	\$2,000	\$3,316		\$1,850

HISTORICAL BID PRICE LISTING
BY REGION

REGION: N

PAY ITEM	CALENDAR QUARTER	CONTRACT NUMBER	COUNTY LOCATION	PROJECT DESCRIPTION	BID QUANTITY	AWARD PRICE	SECOND BIDDER	THIRD BIDDER	ESTIMATE
LIGHTING ASSEMBLIES, TYPE L-R-U-P / U									
MME098M	2022Q1	22429	MORRIS	100% STATE	2	\$2,000	\$2,278		\$1,500

HISTORICAL BID PRICE LISTING
 BY REGION

REGION: N

PAY ITEM	CALENDAR QUARTER	CONTRACT NUMBER	COUNTY LOCATION	PROJECT DESCRIPTION	BID QUANTITY	AWARD PRICE	SECOND BIDDER	THIRD BIDDER	ESTIMATE
TOWER RELAMPING / U									
MME100M	2022Q1	22429	MORRIS	100% STATE	2	\$1,660	\$9,346		\$1,750
TOWER LUMINAIRE INSTALLATION / U									
MME101M	2022Q1	22429	MORRIS	100% STATE	16	\$2,500	\$2,287		\$650.00
LIGHTING ASSEMBLIES INSTALLATION / U									
MME102M	2022Q1	22429	MORRIS	100% STATE	40	\$365.00	\$656.00		\$375.00
LIGHTING ASSEMBLIES, TYPE L-R-40-Y / U									
MME103M	2022Q1	22429	MORRIS	100% STATE	2	\$445	\$1,268		\$600.00
FUSE KITS / U									
MME108M	2022Q1	22429	MORRIS	100% STATE	75	\$50.00	\$336.00		\$75.00
FOUNDATION, TYPE PBI / U									
MME122M	2022Q1	22427	BERGEN	100% STATE	10	\$250.00	\$797.00	\$800.00	\$400.00
ADA Push Button Installation / U									
MME139M	2022Q1	22429	MORRIS	100% STATE	15	\$165.00	\$454.00		\$225.00
RADAR DETECTION SYSTEM, 1 RADAR / U									
MME143M	2022Q1	22401	PASSAIC	STATE	1	\$10,770	\$10,275	\$12,000	\$15,000
		22402	UNION	STATE	3	\$13,440	\$12,100	\$12,046	\$15,000
RADAR DETECTION SYSTEM, 2 RADAR / U									
MME144M	2022Q1	22401	PASSAIC	STATE	4	\$21,805	\$20,811	\$21,000	\$25,000

HISTORICAL BID PRICE LISTING
 BY REGION

REGION: N

PAY ITEM	CALENDAR QUARTER	CONTRACT NUMBER	COUNTY LOCATION	PROJECT DESCRIPTION	BID QUANTITY	AWARD PRICE	SECOND BIDDER	THIRD BIDDER	ESTIMATE
		22402	UNION	STATE	7	\$23,415	\$21,945	\$22,449	\$25,000
RADAR DETECTION SYSTEM, 3 RADAR / U									
MME145M	2022Q1	22402	UNION	STATE	3	\$34,075	\$30,800	\$33,563	\$30,000

RADAR DETECTION SYSTEM, 4 RADAR / U									
MME146M	2022Q1	22402	UNION	STATE	1	\$44,940	\$43,890	\$44,897	\$40,000

POLE BRIDGE REPLACEMENT / EACH									
MME149M	2022Q1	22429	MORRIS	100% STATE	40	\$3,000	\$1,838		\$2,000

HISTORICAL BID PRICE LISTING
 BY REGION

REGION: N

PAY ITEM	CALENDAR QUARTER	CONTRACT NUMBER	COUNTY LOCATION	PROJECT DESCRIPTION	BID QUANTITY	AWARD PRICE	SECOND BIDDER	THIRD BIDDER	ESTIMATE

TRAFFIC CONTROL TRUCK WITH MOUNTED CRASH / DAY									
MMG008M	2022Q1	22401	PASSAIC	STATE	500	\$1.00	\$1.00	\$120.00	\$200.00
		22402	UNION	STATE	500	\$1.00	\$1.00	\$1.00	\$200.00

E-Z PASS / DOLL									
MMG009M	2021Q4	20458	MORRIS	NHP-D00S(453)	5,580	\$1.00	\$1.00	\$1.00	\$1.00

TELEPHONE SERVICE / DOLL									
MMG010M	2021Q4	22418	MORRIS	N/A	1,000	\$1.00	\$1.00	\$1.00	\$1.00
		22412	UNION	N/A	1,500	\$1.00	\$1.00	\$1.00	\$1.00
		22415	BERGEN	N/A	1,500	\$1.00	\$1.00	\$1.00	\$1.00
		22431	BERGEN	100% State	1,500	\$1.00	\$1.00	\$1.00	\$1.00
		22434	BERGEN	N/A	1,500	\$1.00	\$1.00	\$1.00	\$1.00
	2022Q2	22463	MORRIS	N/A	3,000	\$1.00	\$1.00		\$1.00

FIELD OFFICE EQUIPMENT / DOLL									
MMG018M	2022Q1	22424	MORRIS	STATE	500	\$1.00	\$1.00		\$1.00
	2022Q2	22463	MORRIS	N/A	2,500	\$1.00	\$1.00		\$1.00

OVERTIME DIFFERENTIAL (OD) / DOLL									
MMG025M	2021Q4	22418	MORRIS	N/A	20,000	\$1.00	\$1.00	\$1.00	\$1.00
		22431	BERGEN	100% State	30,000	\$1.00	\$1.00	\$1.00	\$1.00
		22434	BERGEN	N/A	100,000	\$1.00	\$1.00	\$1.00	\$1.00
		22415	BERGEN	N/A	300,000	\$1.00	\$1.00	\$1.00	\$1.00
		22412	UNION	N/A	500,000	\$1.00	\$1.00	\$1.00	\$1.00

DISPOSAL OF REGULATED MATERIAL / DOLL									
MMG027M	2021Q4	22431	BERGEN	100% State	50,000	\$1.00	\$1.00	\$1.00	\$1.00

HISTORICAL BID PRICE LISTING
 BY REGION

REGION: N

PAY ITEM	CALENDAR QUARTER	CONTRACT NUMBER	COUNTY LOCATION	PROJECT DESCRIPTION	BID QUANTITY	AWARD PRICE	SECOND BIDDER	THIRD BIDDER	ESTIMATE
STEEL POST FOR END TREATMENT / U									
MMG030M	2022Q2	22463	MORRIS	N/A	30	\$75	\$1,075		\$100.00

ATTACHMENT TO STRUCTURE / LF									
MMG032M	2022Q2	22463	MORRIS	N/A	50	\$1.00	\$125.00		\$200.00
		22463	MORRIS	N/A	100	\$210.00	\$245.00		\$200.00

ATTACHMENT TO STRUCTURE / U									
MMG033M	2022Q2	22463	MORRIS	N/A	50	\$1.00	\$225.00		\$150.00

RIPRAP STONE SLOPE PROTECTION / T									
MMG036M	2022Q1	22401	PASSAIC	STATE	50	\$1.00	\$10.00	\$60.00	\$55.00
		22402	UNION	STATE	50	\$1.00	\$1.00	\$25.00	\$55.00

WORKER, TYPE "A" / HOUR									
MMG054M	2021Q4	22418	MORRIS	N/A	350	\$88.00	\$78.50	\$80.78	\$90.00
		22431	BERGEN	100% State	1,000	\$80.78	\$89.00	\$93.00	\$85.00
		22434	BERGEN	N/A	2,000	\$50.36	\$89.00	\$130.00	\$90.00
		22412	UNION	N/A	2,500	\$80.00	\$89.00	\$106.00	\$85.00
		22415	BERGEN	N/A	3,000	\$87.50	\$74.00	\$106.00	\$80.00

SCOOP TUNNEL VISOR / U									
MMG055M	2022Q1	22429	MORRIS	100% STATE	10	\$75.00	\$129.00		\$75.00

CRANE / MH									
MMG056M	2022Q1	22429	MORRIS	100% STATE	40	\$500.00	\$405.00		\$450.00

WORKER, TYPE "B" / HOUR									
MMG057M	2021Q4	22418	MORRIS	N/A	350	\$140.00	\$106.00	\$130.00	\$150.00

HISTORICAL BID PRICE LISTING
BY REGION

REGION: N

PAY ITEM	CALENDAR QUARTER	CONTRACT NUMBER	COUNTY LOCATION	PROJECT DESCRIPTION	BID QUANTITY	AWARD PRICE	SECOND BIDDER	THIRD BIDDER	ESTIMATE
WORKER, TYPE "B" / HOUR		22431	BERGEN	100% State	1,000	\$189.00	\$325.00	\$115.00	\$100.00
MMG057M	(cont)	22415	BERGEN	N/A	2,000	\$325.00	\$170.00	\$120.90	\$160.00
		22434	BERGEN	N/A	2,000	\$189.42	\$197.00	\$115.00	\$105.00
		22412	UNION	N/A	2,500	\$170.00	\$105.00	\$121.00	\$160.00

DISPOSAL OF REGULATED MATERIAL HAZARDOUS / DOLL									
MMG064M	2021Q4	22431	BERGEN	100% State	25,000	\$1.00	\$1.00	\$1.00	\$1.00
		22412	UNION	N/A	30,000	\$1.00	\$1.00	\$1.00	\$1.00
		22415	BERGEN	N/A	50,000	\$1.00	\$1.00	\$1.00	\$1.00
		22418	MORRIS	N/A	50,000	\$1.00	\$1.00	\$1.00	\$1.00
		22434	BERGEN	N/A	75,000	\$1.00	\$1.00	\$1.00	\$1.00

TRUCK DRIVER / HOUR									
MMG078M	2021Q4	22418	MORRIS	N/A	400	\$125.00	\$125.00	\$135.00	\$145.00
		22431	BERGEN	100% State	700	\$192.00	\$325.00	\$142.00	\$160.00

CONTAINMENT SYSTEM / LS									
MMG082M	2021Q4	20458	MORRIS	NHP-D00S (453)	1	\$74,067	\$25,000	\$30,000	\$300,000
		20458	MORRIS	NHP-D00S (453)	1	\$13,071	\$5,000	\$10,000	\$30,000
		20458	MORRIS	NHP-D00S (453)	1	\$194,970	\$50,000	\$100,000	\$310,000
		20458	MORRIS	NHP-D00S (453)	1	\$34,406	\$10,000	\$20,000	\$20,000
		20458	MORRIS	NHP-D00S (453)	1	\$194,970	\$50,000	\$100,000	\$285,000
		20458	MORRIS	NHP-D00S (453)	1	\$34,406	\$10,000	\$20,000	\$10,000
		20458	MORRIS	NHP-D00S (453)	1	\$92,951	\$20,000	\$100,000	\$280,000

SSPC, BLAST/PRIME / LS									
MMG083M	2021Q4	20458	MORRIS	NHP-D00S (453)	1	\$83,624	\$400,000	\$200,000	\$200,000
		20458	MORRIS	NHP-D00S (453)	1	\$14,757	\$20,000	\$50,000	\$20,000
		20458	MORRIS	NHP-D00S (453)	1	\$265,127	\$585,000	\$350,000	\$310,000
		20458	MORRIS	NHP-D00S (453)	1	\$38,846	\$80,000	\$140,000	\$80,000

HISTORICAL BID PRICE LISTING
 BY REGION

REGION: N

PAY ITEM	CALENDAR QUARTER	CONTRACT NUMBER	COUNTY LOCATION	PROJECT DESCRIPTION	BID QUANTITY	AWARD PRICE	SECOND BIDDER	THIRD BIDDER	ESTIMATE
SSPC, BLAST/PRIME / LS									
MMG083M	(cont)	20458	MORRIS	NHP-D00S (453)	1	\$220,127	\$585,000	\$350,000	\$285,000
		20458	MORRIS	NHP-D00S (453)	1	\$38,846	\$80,000	\$140,000	\$50,000
		20458	MORRIS	NHP-D00S (453)	1	\$104,945	\$370,000	\$200,000	\$265,000

SSPC, STRIPE/INTERMEDIATE / LS									
MMG084M	2021Q4	20458	MORRIS	NHP-D00S (453)	1	\$43,007	\$25,000	\$80,000	\$80,000
		20458	MORRIS	NHP-D00S (453)	1	\$7,589	\$2,500	\$15,000	\$20,000
		20458	MORRIS	NHP-D00S (453)	1	\$113,208	\$55,000	\$100,000	\$165,000
		20458	MORRIS	NHP-D00S (453)	1	\$19,978	\$10,000	\$20,000	\$70,000
		20458	MORRIS	NHP-D00S (453)	1	\$113,208	\$55,000	\$100,000	\$140,000
		20458	MORRIS	NHP-D00S (453)	1	\$19,978	\$10,000	\$20,000	\$40,000
		20458	MORRIS	NHP-D00S (453)	1	\$53,972	\$20,000	\$100,000	\$220,000

SSPC, FINISH / LS									
MMG085M	2021Q4	20458	MORRIS	NHP-D00S (453)	1	\$31,060	\$25,000	\$80,000	\$80,000
		20458	MORRIS	NHP-D00S (453)	1	\$5,481	\$2,500	\$15,000	\$20,000
		20458	MORRIS	NHP-D00S (453)	1	\$81,761	\$50,000	\$100,000	\$165,000
		20458	MORRIS	NHP-D00S (453)	1	\$14,428	\$10,000	\$20,000	\$45,000
		20458	MORRIS	NHP-D00S (453)	1	\$81,761	\$50,000	\$100,000	\$140,000
		20458	MORRIS	NHP-D00S (453)	1	\$14,428	\$10,000	\$20,000	\$25,000
		20458	MORRIS	NHP-D00S (453)	1	\$38,980	\$15,000	\$100,000	\$140,000

TESTING, IF AND WHERE DIRECTED / DOLL									
MMG086M	2021Q4	20458	MORRIS	NHP-D00S (453)	10,000	\$1.00	\$1.00	\$1.00	\$1.00

FIBERGLASS REINFORCED POLYMER PANELS / SF									
MMG093M	2022Q1	22461	HUDSON	N/A	4,700	\$70.00	\$45.00	\$166.00	\$64.00

ADJUSTMENT FACTOR / PCT									
MMG095M	2022Q2	22441	MORRIS	N/A	6,900,000	\$0.73	\$0.96	\$0.98	\$1.08

HISTORICAL BID PRICE LISTING
 BY REGION

REGION: N

PAY ITEM	CALENDAR QUARTER	CONTRACT NUMBER	COUNTY LOCATION	PROJECT DESCRIPTION	BID QUANTITY	AWARD PRICE	SECOND BIDDER	THIRD BIDDER	ESTIMATE

CONSTRUCTION LAYOUT / DAY									
MMR001M	2022Q1	22401	PASSAIC	STATE	20	\$1	\$1	\$1,150	\$1,650
		22402	UNION	STATE	20	\$100.00	\$1.00	\$1.00	\$1,650

SPECIAL MOBILIZATION / U									
MMR005M	2022Q2	22463	MORRIS	N/A	40	\$2,000	\$2,000		\$2,000

EMERGENCY MOBILIZATION / U									
MMR006M	2022Q1	22401	PASSAIC	STATE	3	\$10,000	\$10,000	\$10,000	\$10,000
		22402	UNION	STATE	3	\$10,000	\$10,000	\$10,000	\$10,000
		22424	MORRIS	STATE	10	\$1,000	\$1,000		\$1,000
	2022Q2	22463	MORRIS	N/A	40	\$5,000	\$5,000		\$5,000

ATTACHMENT TO STRUCTURE, TYPE A / U									
MMR047M	2022Q2	22463	MORRIS	N/A	20	\$500	\$5,200		\$750.00

ATTACHMENT TO STRUCTURE, TYPE B / U									
MMR048M	2022Q2	22463	MORRIS	N/A	20	\$145	\$1,500		\$500.00

BUFFER END PIECES FOR END TREATMENTS / U									
MMR055M	2022Q2	22463	MORRIS	N/A	15	\$100.00	\$250.00		\$250.00

WOODEN POSTS FOR END TREATMENTS / U									
MMR056M	2022Q2	22463	MORRIS	N/A	15	\$74.00	\$750.00		\$75.00

RAIL ELEMENTS FOR END TREATMENTS / U									
MMR057M	2022Q2	22463	MORRIS	N/A	15	\$240.00	\$750.00		\$500.00

HISTORICAL BID PRICE LISTING
 BY REGION

REGION: N

PAY ITEM	CALENDAR QUARTER	CONTRACT NUMBER	COUNTY LOCATION	PROJECT DESCRIPTION	BID QUANTITY	AWARD PRICE	SECOND BIDDER	THIRD BIDDER	ESTIMATE
REFLECTIVE SHEETING FOR END TREATMENTS / SF									
MMR058M	2022Q2	22463	MORRIS	N/A	50	\$1.00	\$300.00		\$20.00
FLASHING ARROW BOARD, 4' X 8' / DAY									
MMR060M	2022Q1	22401	PASSAIC	STATE	100	\$1.00	\$1.00	\$100.00	\$50.00
		22402	UNION	STATE	100	\$1.00	\$1.00	\$1.00	\$50.00
PORTABLE VARIABLE MESSAGE SIGN / DAY									
MMR061M	2022Q1	22401	PASSAIC	STATE	140	\$1.00	\$1.00	\$65.00	\$100.00
		22402	UNION	STATE	140	\$1.00	\$1.00	\$1.00	\$100.00
REMOVAL OF LONG LIFE PATTERNED CONTRAST / LF									
MMR065M	2021Q4	21453	MORRIS	STBGP-FLEX-D00S (501)	5,000	\$1.00	\$1.00	\$3.00	\$5.00
REMOVAL OF TRAFFIC MARKINGS, LINES / LF									
MMR067M	2021Q4	21453	MORRIS	STBGP-FLEX-D00S (501)	261,476	\$0.10	\$0.70	\$1.00	\$0.25
NON-VEGETATIVE SURFACE, POLYESTER MATTIN / SY									
MMR073M	2022Q2	22463	MORRIS	N/A	150	\$1.00	\$75.00		\$25.00
GUIDE RAIL EXTRUDERS / U									
MMR076M	2022Q2	22463	MORRIS	N/A	15	\$875	\$3,250		\$1,250
MOBILIZATION OF MILL & HMA PAVING EQUIP. / U									
MMR077M	2022Q1	22401	PASSAIC	STATE	25	\$15,000	\$15,000	\$15,000	\$15,000

HISTORICAL BID PRICE LISTING
 BY REGION

REGION: N

PAY ITEM	CALENDAR QUARTER	CONTRACT NUMBER	COUNTY LOCATION	PROJECT DESCRIPTION	BID QUANTITY	AWARD PRICE	SECOND BIDDER	THIRD BIDDER	ESTIMATE
MOBILIZATION OF MILL & HMA PAVING EQUIP. / U									
MMR077M	(cont)	22402	UNION	STATE	25	\$15,000	\$15,000	\$15,000	\$15,000

CLEARING SITE / LF									
MMR080M	2021Q4	21453	MORRIS	STBGP-FLEX-D00S (501)	1,500,000	\$0.01	\$0.04	\$0.20	\$0.10

MOBILE RETROREFLECTOMETER SERVICE / LS									
MMR083M	2021Q4	21453	MORRIS	STBGP-FLEX-D00S (501)	1	\$110,000	\$70,000	\$80,000	\$125,000

MICROMILLING / SY									
MMR087M	2022Q1	22401	PASSAIC	STATE	1,000	\$5.00	\$5.00	\$9.00	\$6.35
		22402	UNION	STATE	1,000	\$5.00	\$6.00	\$10.00	\$6.35

CONCRETE WASHOUT SYSTEM / U									
MMR091M	2022Q1	22401	PASSAIC	STATE	2	\$18,250	\$20,000	\$1,000	\$500.00
		22402	UNION	STATE	2	\$20,000	\$20,000	\$1,000	\$500.00

REGRADE BERM / SY									
MMR096M	2022Q1	22401	PASSAIC	STATE	900	\$3.00	\$3.00	\$20.00	\$4.00

HISTORICAL BID PRICE LISTING
 BY REGION

REGION: N

PAY ITEM	CALENDAR QUARTER	CONTRACT NUMBER	COUNTY LOCATION	PROJECT DESCRIPTION	BID QUANTITY	AWARD PRICE	SECOND BIDDER	THIRD BIDDER	ESTIMATE
VOID REDUCING ASPHALT MEMBRANE / LF									
MMR113M	2022Q1	22401	PASSAIC	STATE	18,639	\$5.30	\$5.02	\$5.00	\$5.00

ASPHALT COLD PATCH / LB									
MMR115M	2022Q2	22463	MORRIS	N/A	500	\$1.00	\$10.00		\$2.00

HISTORICAL BID PRICE LISTING
 BY REGION

REGION: S

PAY ITEM	CALENDAR QUARTER	CONTRACT NUMBER	COUNTY LOCATION	PROJECT DESCRIPTION	BID QUANTITY	AWARD PRICE	SECOND BIDDER	THIRD BIDDER	ESTIMATE
-----	-----	-----	-----	-----	-----	-----	-----	-----	-----
FORCE ACCOUNT / DOLL									
109006M	2021Q4	22420	CUMBERLAND	N/A	200,000	\$1.00	\$1.00		\$1.00
		22436	BURLINGTON	N/A	400,000	\$1.00	\$1.00	\$1.00	\$1.00
		22417	BURLINGTON	N/A	500,000	\$1.00	\$1.00	\$1.00	\$1.00
		22433	CAMDEN	100% State	750,000	\$1.00	\$1.00	\$1.00	\$1.00
		22414	BURLINGTON	N/A	1,000,000	\$1.00	\$1.00	\$1.00	\$1.00
	2022Q1	22407	CUMBERLAND	STATE	100,000	\$1.00			\$1.00
		22408	ATLANTIC	STATE	100,000	\$1.00	\$1.00		\$1.00
		22423	CAMDEN	N/A	155,000	\$1.00	\$1.00	\$1.00	\$1.00

HISTORICAL BID PRICE LISTING
 BY REGION

REGION: S

PAY ITEM	CALENDAR QUARTER	CONTRACT NUMBER	COUNTY LOCATION	PROJECT DESCRIPTION	BID QUANTITY	AWARD PRICE	SECOND BIDDER	THIRD BIDDER	ESTIMATE	
PERFORMANCE BOND AND PAYMENT BOND / DOLL										
151006M	2021Q4	21128	ATLANTIC	NHP-0030 (363)	1	\$12,040			\$20,000	
		21455	CAMDEN	STBGP-FLEX-D00S (503)	1	\$64,460	\$40,000	\$41,000	\$48,000	
		22414	BURLINGTON	N/A	1	\$1	\$0	\$97,650	\$5,000	
		22417	BURLINGTON	N/A	1	\$20,000	\$1	\$53,000	\$10,000	
		22420	CUMBERLAND	N/A	1	\$0.01	\$1.00		\$10,000	
		22433	CAMDEN	100% State	1	\$0	\$1	\$39,000	\$6,000	
		22436	BURLINGTON	N/A	1	\$0.01	\$1.00	\$1.00	\$12,000	
		20460	CAMDEN	NHP-D00S (455)	25,000	\$1.00	\$1.00	\$1.00	\$1.00	
		21475	ATLANTIC	NHP-0052 (302)	35,000	\$1.00	\$1.00	\$1.00	\$1.00	
		2022Q1	22406	BURLINGTON	STATE	1	\$29,500	\$13,000	\$39,650	\$107,400
			22407	CUMBERLAND	STATE	1	\$30,000			\$77,900
			22408	ATLANTIC	STATE	1	\$25,000	\$47,500		\$61,400
			22423	CAMDEN	N/A	1	\$22,491	\$33,281	\$10,478	\$22,800
			22426	CAMDEN	STATE	1	\$7,727	\$6,000		\$8,000
			22457	SALEM	N/A	1	\$45,000	\$120,000	\$75,000	\$40,000
		2022Q2	22103	BURLINGTON	NHP-0206 (333)	1	\$25,000	\$30,000	\$20,000	\$50,000
			22109	CUMBERLAND	NHP-D00S (580)	1	\$13,380			\$20,000
			22111	BURLINGTON	NHP-0068 (301)	1	\$22,300			\$20,000
			22114	CAMDEN	NHP-0076 (207)	1	\$25,000	\$9,000	\$7,000	\$25,000
			22124	CUMBERLAND	NHP-0555 (303)	1	\$35,000	\$53,000	\$47,847	\$50,000
			22125	BURLINGTON	NHP-D00S (589)	1	\$20,000	\$24,000	\$55,988	\$20,000
			22130	CAPE MAY	NHP-0083 (300)	1	\$20,400			\$20,000
			22136	CAMDEN	NHP-0042 (306)	1	\$45,000	\$25,000		\$70,000

HISTORICAL BID PRICE LISTING
 BY REGION

REGION: S

PAY ITEM	CALENDAR QUARTER	CONTRACT NUMBER	COUNTY LOCATION	PROJECT DESCRIPTION	BID QUANTITY	AWARD PRICE	SECOND BIDDER	THIRD BIDDER	ESTIMATE
RAILROAD PROTECTIVE LIABILITY INSURANCE / DOLL									
152012P	2021Q4	21475	ATLANTIC	NHP-0052 (302)	100,000	\$1.00	\$1.00	\$1.00	\$1.00
	2022Q1	22407	CUMBERLAND	STATE	1	\$2,000			\$10,000
		22408	ATLANTIC	STATE	1	\$1	\$2,000		\$10,000
	2022Q2	22125	BURLINGTON	NHP-D00S (589)	1	\$3,500	\$1,800	\$2,518	\$18,000

POLLUTION LIABILITY INSURANCE / DOLL									
152015P	2021Q4	21128	ATLANTIC	NHP-0030 (363)	1	\$20,000			\$2,000
		21455	CAMDEN	STBGP-FLEX-D00S (503)	1	\$10,000	\$14,500	\$15,000	\$25,000
		21475	ATLANTIC	NHP-0052 (302)	1	\$25,000	\$15,000	\$1	\$300,000
		22414	BURLINGTON	N/A	1	\$1.00	\$0.01	\$1.00	\$3,000
		22417	BURLINGTON	N/A	1	\$15,000	\$1	\$13,000	\$5,000
		22420	CUMBERLAND	N/A	1	\$0.01	\$1.00		\$3,500
		22433	CAMDEN	100% State	1	\$0.01	\$1.00	\$1.00	\$3,000
		22436	BURLINGTON	N/A	1	\$0.01	\$1.00	\$1.00	\$5,000
		20460	CAMDEN	NHP-D00S (455)	10,000	\$1.00	\$1.00	\$1.00	\$1.00
	2022Q1	22406	BURLINGTON	STATE	1	\$6,500	\$1	\$10,000	\$5,000
		22407	CUMBERLAND	STATE	1	\$100.00			\$5,000
		22408	ATLANTIC	STATE	1	\$10	\$12,500		\$5,000
		22423	CAMDEN	N/A	1	\$12,575	\$7,800	\$469	\$10,000
		22426	CAMDEN	STATE	1	\$1	\$20,000		\$1,000
		22457	SALEM	N/A	1	\$1,000	\$50,000	\$50,000	\$35,000
	2022Q2	22103	BURLINGTON	NHP-0206 (333)	1	\$0	\$8,500	\$0	\$11,300
		22109	CUMBERLAND	NHP-D00S (580)	1	\$2,500			\$8,000
		22111	BURLINGTON	NHP-0068 (301)	1	\$12,000			\$2,500
		22114	CAMDEN	NHP-0076 (207)	1	\$30,000	\$1	\$1	\$3,000
		22124	CUMBERLAND	NHP-0555 (303)	1	\$1	\$1	\$15,000	\$10,000
		22125	BURLINGTON	NHP-D00S (589)	1	\$1	\$1	\$12,575	\$425.00
		22130	CAPE MAY	NHP-0083 (300)	1	\$2,500			\$3,000
		22136	CAMDEN	NHP-0042 (306)	1	\$100.00	\$1.00		\$900.00

HISTORICAL BID PRICE LISTING
BY REGION

REGION: S

PAY ITEM	CALENDAR QUARTER	CONTRACT NUMBER	COUNTY LOCATION	PROJECT DESCRIPTION	BID QUANTITY	AWARD PRICE	SECOND BIDDER	THIRD BIDDER	ESTIMATE

PROGRESS SCHEDULE / LS									
153003P	2021Q4	21128	ATLANTIC	NHP-0030 (363)	1	\$22,000			\$8,000
	2022Q2	22103	BURLINGTON	NHP-0206 (333)	1	\$7,500	\$1,000	\$15,000	\$25,000
		22111	BURLINGTON	NHP-0068 (301)	1	\$35,000			\$8,000
		22114	CAMDEN	NHP-0076 (207)	1	\$10,000	\$5,000	\$3,500	\$10,000
		22124	CUMBERLAND	NHP-0555 (303)	1	\$5,000	\$5,750	\$5,520	\$25,000
		22125	BURLINGTON	NHP-D00S (589)	1	\$10,000	\$2,500	\$14,600	\$8,000
		22136	CAMDEN	NHP-0042 (306)	1	\$5,000	\$2,500		\$15,000

PROGRESS SCHEDULE UPDATE / U

153005M	2021Q4	21128	ATLANTIC	NHP-0030 (363)	5	\$5,000			\$472.00
	2022Q2	22111	BURLINGTON	NHP-0068 (301)	8	\$8,000			\$675.00
		22124	CUMBERLAND	NHP-0555 (303)	10	\$1	\$1,375	\$331	\$500.00
		22136	CAMDEN	NHP-0042 (306)	10	\$100.00	\$300.00		\$500.00
		22114	CAMDEN	NHP-0076 (207)	11	\$200.00	\$100.00	\$150.00	\$625.00
		22125	BURLINGTON	NHP-D00S (589)	12	\$1	\$100	\$2,100	\$500.00
		22103	BURLINGTON	NHP-0206 (333)	18	\$1,250	\$250	\$100	\$550.00

BAR CHART PROGRESS SCHEDULE AND UPDATES / LS

153009P	2022Q1	22406	BURLINGTON	STATE	1	\$1,500	\$500	\$10,000	\$5,000
		22407	CUMBERLAND	STATE	1	\$1,000			\$5,000
		22408	ATLANTIC	STATE	1	\$500	\$5,000		\$5,000
		22457	SALEM	N/A	1	\$500	\$35,000	\$2,000	\$5,000
	2022Q2	22109	CUMBERLAND	NHP-D00S (580)	1	\$35,000			\$8,000
		22130	CAPE MAY	NHP-0083 (300)	1	\$38,000			\$8,000

TRAINEES / HOUR

153011M	2021Q4	21455	CAMDEN	STBGP-FLEX-D00S (503)	750	\$0.80	\$0.80	\$0.80	\$0.80
		20460	CAMDEN	NHP-D00S (455)	1,000	\$1.00	\$1.00	\$1.00	\$1.00
	2022Q2	22111	BURLINGTON	NHP-0068 (301)	1,050	\$130.00			\$1.00

HISTORICAL BID PRICE LISTING
 BY REGION

REGION: S

PAY ITEM -----	CALENDAR QUARTER	CONTRACT NUMBER	COUNTY LOCATION	PROJECT DESCRIPTION	BID QUANTITY	AWARD PRICE	SECOND BIDDER	THIRD BIDDER	ESTIMATE -----
TRAINees / HOUR									
153011M	(cont)	22130	CAPE MAY	NHP-0083 (300)	1,190	\$126.00			\$1.00
		22114	CAMDEN	NHP-0076 (207)	1,210	\$1.00	\$1.00	\$1.00	\$1.00
		22125	BURLINGTON	NHP-D00S (589)	1,210	\$1.00	\$5.00	\$135.00	\$1.00
		22109	CUMBERLAND	NHP-D00S (580)	1,630	\$90.00			\$1.00
		22103	BURLINGTON	NHP-0206 (333)	1,950	\$10.00	\$0.80	\$0.01	\$1.00
		22136	CAMDEN	NHP-0042 (306)	2,950	\$0.01	\$0.01		\$1.00
		22124	CUMBERLAND	NHP-0555 (303)	4,190	\$1.00	\$1.00	\$120.00	\$1.00

HISTORICAL BID PRICE LISTING
 BY REGION

REGION: S

PAY ITEM	CALENDAR QUARTER	CONTRACT NUMBER	COUNTY LOCATION	PROJECT DESCRIPTION	BID QUANTITY	AWARD PRICE	SECOND BIDDER	THIRD BIDDER	ESTIMATE	
MOBILIZATION / LS										
154003P	2021Q4	20460	CAMDEN	NHP-D00S (455)	1	\$100,000	\$100,000	\$270,728	\$500,000	
		21128	ATLANTIC	NHP-0030 (363)	1	\$187,500			\$235,035	
		21475	ATLANTIC	NHP-0052 (302)	1	\$1,300,000	\$1,370,000	\$4,000,000	\$2,000,000	
	2022Q1	22406	BURLINGTON	STATE		1	\$873,029	\$873,393	\$875,000	\$690,440
		22407	CUMBERLAND	STATE		1	\$1,000,000			\$473,038
		22408	ATLANTIC	STATE		1	\$650,000	\$1,170,000		\$310,215
		22457	SALEM	N/A		1	\$2,785,000	\$5,400,000	\$3,500,000	\$2,310,000
	2022Q2	22103	BURLINGTON	NHP-0206 (333)		1	\$901,195	\$628,000	\$640,000	\$745,000
		22109	CUMBERLAND	NHP-D00S (580)		1	\$215,000			\$265,000
		22111	BURLINGTON	NHP-0068 (301)		1	\$393,000			\$360,000
		22114	CAMDEN	NHP-0076 (207)		1	\$150,000	\$195,000	\$74,104	\$274,750
		22124	CUMBERLAND	NHP-0555 (303)		1	\$770,000	\$810,000	\$814,900	\$800,000
		22125	BURLINGTON	NHP-D00S (589)		1	\$441,000	\$879,200	\$421,000	\$370,000
		22130	CAPE MAY	NHP-0083 (300)		1	\$357,000			\$575,000
	22136	CAMDEN	NHP-0042 (306)		1	\$1,300,000	\$1,844,137		\$1,290,000	

HISTORICAL BID PRICE LISTING
BY REGION

REGION: S

PAY ITEM	CALENDAR QUARTER	CONTRACT NUMBER	COUNTY LOCATION	PROJECT DESCRIPTION	BID QUANTITY	AWARD PRICE	SECOND BIDDER	THIRD BIDDER	ESTIMATE

FIELD OFFICE TYPE A SET UP / U									
155003M	2022Q1	22457	SALEM	N/A	1	\$12,000	\$35,000	\$18,000	\$20,000

FIELD OFFICE TYPE B SET UP / U									
155006M	2021Q4	21455	CAMDEN	STBGP-FLEX-D00S (503)	1	\$20,000	\$25,000	\$20,000	\$20,000
	2022Q1	22406	BURLINGTON	STATE	1	\$20,000	\$35,000	\$20,000	\$20,000
		22407	CUMBERLAND	STATE	1	\$10,000			\$20,000
		22408	ATLANTIC	STATE	1	\$75,000	\$75,000		\$20,000

FIELD OFFICE TYPE D SET UP / U									
155012M	2021Q4	21128	ATLANTIC	NHP-0030 (363)	1	\$32,000			\$31,340
	2022Q2	22109	CUMBERLAND	NHP-D00S (580)	1	\$42,000			\$28,000
		22114	CAMDEN	NHP-0076 (207)	1	\$25,000	\$30,000	\$33,000	\$45,000
		22130	CAPE MAY	NHP-0083 (300)	1	\$45,000			\$25,000
		22136	CAMDEN	NHP-0042 (306)	1	\$60,000	\$35,000		\$30,000

FIELD OFFICE TYPE E SET UP / U									
155015M	2021Q4	20460	CAMDEN	NHP-D00S (455)	1	\$30,000	\$30,000	\$30,000	\$50,000
		21475	ATLANTIC	NHP-0052 (302)	1	\$29,000	\$28,000	\$50,000	\$40,000
	2022Q2	22103	BURLINGTON	NHP-0206 (333)	1	\$35,000	\$20,000	\$75,000	\$62,500
		22111	BURLINGTON	NHP-0068 (301)	1	\$45,000			\$37,630
		22124	CUMBERLAND	NHP-0555 (303)	1	\$30,000	\$70,000	\$151,100	\$50,000
		22125	BURLINGTON	NHP-D00S (589)	1	\$30,000	\$30,000	\$22,500	\$35,000

FIELD OFFICE TYPE A MAINTENANCE / MO									
155021M	2022Q1	22457	SALEM	N/A	5	\$500	\$2,500	\$50,000	\$2,500

FIELD OFFICE TYPE B MAINTENANCE / MO									
155024M	2021Q4	21455	CAMDEN	STBGP-FLEX-D00S (503)	12	\$3,000	\$4,000	\$3,000	\$3,000

HISTORICAL BID PRICE LISTING
 BY REGION

REGION: S

PAY ITEM	CALENDAR QUARTER	CONTRACT NUMBER	COUNTY LOCATION	PROJECT DESCRIPTION	BID QUANTITY	AWARD PRICE	SECOND BIDDER	THIRD BIDDER	ESTIMATE

FIELD OFFICE TYPE B MAINTENANCE / MO									
155024M	2022Q1	22406	BURLINGTON	STATE	12	\$2,000	\$3,500	\$3,500	\$2,500
		22407	CUMBERLAND	STATE	12	\$2,500			\$2,500
		22408	ATLANTIC	STATE	12	\$2,500	\$2,500		\$2,500

FIELD OFFICE TYPE D MAINTENANCE / MO									
155030M	2021Q4	21128	ATLANTIC	NHP-0030 (363)	15	\$6,000			\$5,015
	2022Q2	22109	CUMBERLAND	NHP-D00S (580)	10	\$6,500			\$4,500
		22130	CAPE MAY	NHP-0083 (300)	15	\$6,500			\$4,000
		22136	CAMDEN	NHP-0042 (306)	19	\$3,500	\$4,000		\$4,500
		22114	CAMDEN	NHP-0076 (207)	22	\$150	\$1,000	\$3,400	\$5,000

FIELD OFFICE TYPE E MAINTENANCE / MO									
155033M	2021Q4	20460	CAMDEN	NHP-D00S (455)	15	\$3,000	\$3,000	\$3,000	\$4,000
		21475	ATLANTIC	NHP-0052 (302)	36	\$5,500	\$3,500	\$6,000	\$3,800
	2022Q2	22111	BURLINGTON	NHP-0068 (301)	18	\$6,500			\$3,810
		22125	BURLINGTON	NHP-D00S (589)	23	\$2,000	\$3,500	\$7,500	\$3,000
		22103	BURLINGTON	NHP-0206 (333)	24	\$3,500	\$4,895	\$3,500	\$2,035
		22124	CUMBERLAND	NHP-0555 (303)	26	\$1,000	\$3,700	\$960	\$4,000

HISTORICAL BID PRICE LISTING
 BY REGION

REGION: S

PAY ITEM	CALENDAR QUARTER	CONTRACT NUMBER	COUNTY LOCATION	PROJECT DESCRIPTION	BID QUANTITY	AWARD PRICE	SECOND BIDDER	THIRD BIDDER	ESTIMATE

NUCLEAR DENSITY GAUGE / U									
156015M	2022Q2	22114	CAMDEN	NHP-0076(207)	1	\$1,000	\$1,500	\$10,000	\$9,000

CONCRETE COMPRESSION TESTING EQUIPMENT / U									
156021M	2022Q2	22103	BURLINGTON	NHP-0206(333)	1	\$0	\$5,000	\$1	\$8,000

HISTORICAL BID PRICE LISTING
 BY REGION

REGION: S

PAY ITEM	CALENDAR QUARTER	CONTRACT NUMBER	COUNTY LOCATION	PROJECT DESCRIPTION	BID QUANTITY	AWARD PRICE	SECOND BIDDER	THIRD BIDDER	ESTIMATE
CONSTRUCTION LAYOUT / DOLL									
157004M	2021Q4	21128	ATLANTIC	NHP-0030 (363)	1	\$31,000			\$40,000
	2022Q1	22406	BURLINGTON	STATE	1	\$44,313	\$8,500	\$20,000	\$25,000
		22407	CUMBERLAND	STATE	1	\$100.00			\$25,000
		22408	ATLANTIC	STATE	1	\$5,000	\$951		\$25,000
		22457	SALEM	N/A	1	\$1,000	\$250,000	\$100	\$75,000
	2022Q2	22103	BURLINGTON	NHP-0206 (333)	1	\$95,000	\$35,000	\$30,000	\$175,000
		22109	CUMBERLAND	NHP-D00S (580)	1	\$35,000			\$65,000
		22111	BURLINGTON	NHP-0068 (301)	1	\$35,000			\$65,000
		22114	CAMDEN	NHP-0076 (207)	1	\$5,000	\$10,000	\$30,000	\$75,000
		22124	CUMBERLAND	NHP-0555 (303)	1	\$20,000	\$175,000	\$30,000	\$175,000
		22125	BURLINGTON	NHP-D00S (589)	1	\$25,000	\$50,000	\$12,800	\$65,000
		22130	CAPE MAY	NHP-0083 (300)	1	\$38,000			\$65,000
		22136	CAMDEN	NHP-0042 (306)	1	\$1,000	\$7,500		\$100,000

HISTORICAL BID PRICE LISTING
BY REGION

REGION: S

PAY ITEM	CALENDAR QUARTER	CONTRACT NUMBER	COUNTY LOCATION	PROJECT DESCRIPTION	BID QUANTITY	AWARD PRICE	SECOND BIDDER	THIRD BIDDER	ESTIMATE

CAUTION FENCE / LF									
158003M	2022Q2	22114	CAMDEN	NHP-0076 (207)	200	\$7.00	\$3.00	\$10.00	\$9.00

SILT FENCE / LF									
158006M	2022Q1	22407	CUMBERLAND	STATE	500	\$0.01			\$1.00
		22408	ATLANTIC	STATE	500	\$0.01	\$0.01		\$1.00
	2022Q2	22136	CAMDEN	NHP-0042 (306)	100	\$10.00	\$9.00		\$4.00

HEAVY DUTY SILT FENCE, ORANGE / LF									
158009M	2021Q4	21128	ATLANTIC	NHP-0030 (363)	2,666	\$20.22			\$4.00
	2022Q2	22114	CAMDEN	NHP-0076 (207)	345	\$15.00	\$8.00	\$10.00	\$9.00
		22109	CUMBERLAND	NHP-D00S (580)	500	\$31.64			\$8.00
		22103	BURLINGTON	NHP-0206 (333)	581	\$7.00	\$5.75	\$6.00	\$6.00
		22130	CAPE MAY	NHP-0083 (300)	2,233	\$30.87			\$5.00
		22125	BURLINGTON	NHP-D00S (589)	16,498	\$6.00	\$7.00	\$12.00	\$5.00

HEAVY DUTY SILT FENCE, BLACK / LF									
158012M	2022Q2	22114	CAMDEN	NHP-0076 (207)	200	\$15.00	\$8.00	\$10.00	\$9.00
		22109	CUMBERLAND	NHP-D00S (580)	500	\$31.64			\$8.00
		22124	CUMBERLAND	NHP-0555 (303)	500	\$13.00	\$11.00	\$20.75	\$8.00
		22111	BURLINGTON	NHP-0068 (301)	984	\$37.61			\$9.00
		22103	BURLINGTON	NHP-0206 (333)	5,030	\$7.00	\$5.75	\$6.00	\$8.00

HAYBALE / U									
158015M	2022Q2	22103	BURLINGTON	NHP-0206 (333)	25	\$0.01	\$150.00	\$20.00	\$40.00
		22114	CAMDEN	NHP-0076 (207)	25	\$1.00	\$20.00	\$10.00	\$48.00

TEMPORARY STONE CHECK DAM / CY									
158021M	2022Q2	22103	BURLINGTON	NHP-0206 (333)	44	\$0.01	\$160.00	\$75.00	\$150.00

HISTORICAL BID PRICE LISTING
 BY REGION

REGION: S

PAY ITEM	CALENDAR QUARTER	CONTRACT NUMBER	COUNTY LOCATION	PROJECT DESCRIPTION	BID QUANTITY	AWARD PRICE	SECOND BIDDER	THIRD BIDDER	ESTIMATE

INLET FILTER TYPE 2, 2' X 4' / U									
158030M	2021Q4	21128	ATLANTIC	NHP-0030 (363)	10	\$420.00			\$160.00
	2022Q1	22408	ATLANTIC	STATE	30	\$10.00	\$85.00		\$40.00
		22407	CUMBERLAND	STATE	110	\$10.00			\$40.00
		22406	BURLINGTON	STATE	259	\$50.00	\$75.00	\$120.00	\$40.00
	2022Q2	22124	CUMBERLAND	NHP-0555 (303)	3	\$75.00	\$450.00	\$243.00	\$230.00
		22111	BURLINGTON	NHP-0068 (301)	4	\$561.00			\$185.00
		22109	CUMBERLAND	NHP-D00S (580)	16	\$420.00			\$60.00
		22125	BURLINGTON	NHP-D00S (589)	25	\$1.00	\$200.00	\$445.00	\$120.00
		22103	BURLINGTON	NHP-0206 (333)	89	\$150.00	\$245.00	\$40.00	\$100.00
		22136	CAMDEN	NHP-0042 (306)	126	\$125.00	\$230.00		\$65.00

INLET FILTER TYPE 2, 4' X 4' / U									
158033M	2021Q4	21128	ATLANTIC	NHP-0030 (363)	60	\$480.00			\$130.00
	2022Q1	22408	ATLANTIC	STATE	10	\$12.00	\$100.00		\$60.00
		22406	BURLINGTON	STATE	21	\$100.00	\$75.00	\$120.00	\$60.00
		22407	CUMBERLAND	STATE	30	\$12.00			\$60.00
	2022Q2	22111	BURLINGTON	NHP-0068 (301)	10	\$649.92			\$175.00
		22125	BURLINGTON	NHP-D00S (589)	10	\$1.00	\$250.00	\$555.00	\$123.00
		22136	CAMDEN	NHP-0042 (306)	11	\$175.00	\$265.00		\$140.00
		22109	CUMBERLAND	NHP-D00S (580)	16	\$462.00			\$120.00
		22103	BURLINGTON	NHP-0206 (333)	49	\$175.00	\$245.00	\$80.00	\$100.00

SEDIMENT CONTROL BAG / SF									
158054M	2022Q2	22114	CAMDEN	NHP-0076 (207)	750	\$1.00	\$1.00	\$2.00	\$11.00
		22103	BURLINGTON	NHP-0206 (333)	3,000	\$3.00	\$0.75	\$0.25	\$10.00

CONCRETE WASHOUT SYSTEM / LS									
158063P	2022Q1	22406	BURLINGTON	STATE	1	\$3,500	\$250	\$1,500	\$5,000

HISTORICAL BID PRICE LISTING
 BY REGION

REGION: S

PAY ITEM	CALENDAR QUARTER	CONTRACT NUMBER	COUNTY LOCATION	PROJECT DESCRIPTION	BID QUANTITY	AWARD PRICE	SECOND BIDDER	THIRD BIDDER	ESTIMATE
CONCRETE WASHOUT SYSTEM / LS									
158063P	(cont)	22407	CUMBERLAND	STATE	1	\$50,000			\$5,000
		22408	ATLANTIC	STATE	1	\$45,000	\$250		\$5,000
	2022Q2	22103	BURLINGTON	NHP-0206 (333)	1	\$15,000	\$1,800	\$25,000	\$5,750
		22114	CAMDEN	NHP-0076 (207)	1	\$1,000	\$5,000	\$3,000	\$10,000
		22124	CUMBERLAND	NHP-0555 (303)	1	\$6,000	\$3,000	\$8,980	\$7,500
		22125	BURLINGTON	NHP-D00S (589)	1	\$5,000	\$10,000	\$11,300	\$5,000
		22136	CAMDEN	NHP-0042 (306)	1	\$10,000	\$1,000		\$5,000

OIL ONLY EMERGENCY SPILL KIT, TYPE 1 / U									
158072M	2021Q4	21128	ATLANTIC	NHP-0030 (363)	2	\$1,000			\$1,195
	2022Q1	22423	CAMDEN	N/A	1	\$1.00	\$150.00	\$1.00	\$500.00
		22406	BURLINGTON	STATE	2	\$500	\$250	\$1,000	\$1,500
		22407	CUMBERLAND	STATE	2	\$200.00			\$1,500
		22407	CUMBERLAND	STATE	2	\$100.00			\$1,500
		22408	ATLANTIC	STATE	2	\$200.00	\$10.00		\$1,500
		22408	ATLANTIC	STATE	2	\$100.00	\$0.01		\$1,500
		22457	SALEM	N/A	2	\$1,000	\$3,000	\$1,500	\$2,250
	2022Q2	22103	BURLINGTON	NHP-0206 (333)	2	\$1,500	\$1,060	\$100	\$625.00
		22109	CUMBERLAND	NHP-D00S (580)	2	\$2,000			\$465.00
		22111	BURLINGTON	NHP-0068 (301)	2	\$1,500			\$553.00
		22114	CAMDEN	NHP-0076 (207)	2	\$500.00	\$100.00	\$100.00	\$860.00
		22124	CUMBERLAND	NHP-0555 (303)	2	\$100	\$1,250	\$1,590	\$750.00
		22125	BURLINGTON	NHP-D00S (589)	2	\$100	\$500	\$1,150	\$500.00
		22130	CAPE MAY	NHP-0083 (300)	2	\$2,000			\$600.00
		22136	CAMDEN	NHP-0042 (306)	2	\$250	\$1,000		\$600.00

EROSION CONTROL SEDIMENT REMOVAL / CY									
158084M	2022Q2	22114	CAMDEN	NHP-0076 (207)	5	\$1.00	\$150.00	\$50.00	\$55.00
		22103	BURLINGTON	NHP-0206 (333)	10	\$0.01	\$50.00	\$100.00	\$30.00
		22111	BURLINGTON	NHP-0068 (301)	10	\$676.50			\$6.00
		22125	BURLINGTON	NHP-D00S (589)	145	\$1.00	\$28.00	\$225.00	\$2.00

HISTORICAL BID PRICE LISTING
BY REGION

REGION: S

PAY ITEM -----	CALENDAR QUARTER	CONTRACT NUMBER	COUNTY LOCATION	PROJECT DESCRIPTION	BID QUANTITY	AWARD PRICE	SECOND BIDDER	THIRD BIDDER	ESTIMATE
-----	-----	-----	-----	-----	-----	-----	-----	-----	-----
BASIN SAND LAYER / CY									
158095M	2022Q2	22103	BURLINGTON	NHP-0206(333)	53	\$100.00	\$139.00	\$75.00	\$65.00

HISTORICAL BID PRICE LISTING
 BY REGION

REGION: S

PAY ITEM	CALENDAR QUARTER	CONTRACT NUMBER	COUNTY LOCATION	PROJECT DESCRIPTION	BID QUANTITY	AWARD PRICE	SECOND BIDDER	THIRD BIDDER	ESTIMATE	

BREAKAWAY BARRICADE / U										
159003M	2021Q4	21455	CAMDEN	STBGP-FLEX-D00S (503)	50	\$0.01	\$2.00	\$0.01	\$20.00	
		21475	ATLANTIC	NHP-0052 (302)	52	\$120.00	\$1.00	\$125.00	\$50.00	
		20460	CAMDEN	NHP-D00S (455)	104	\$50.00	\$50.00	\$5.00	\$50.00	
	2022Q1	22407	CUMBERLAND	STATE		100	\$0.01			\$15.00
		22408	ATLANTIC	STATE		100	\$0.01	\$0.01		\$15.00
		22406	BURLINGTON	STATE		250	\$1.00	\$0.01	\$0.01	\$15.00
		22407	CUMBERLAND	STATE		250	\$0.01			\$15.00
		22408	ATLANTIC	STATE		250	\$0.01	\$0.01		\$15.00
	2022Q2	22114	CAMDEN	NHP-0076 (207)		10	\$1.00	\$1.00	\$25.00	\$150.00
		22130	CAPE MAY	NHP-0083 (300)		15	\$1.00			\$30.00
		22109	CUMBERLAND	NHP-D00S (580)		20	\$1.00			\$85.00
		22124	CUMBERLAND	NHP-0555 (303)		40	\$1.00	\$1.00	\$139.00	\$50.00
		22111	BURLINGTON	NHP-0068 (301)		50	\$1.00			\$35.00
		22136	CAMDEN	NHP-0042 (306)		50	\$0.01	\$0.01		\$50.00
		22125	BURLINGTON	NHP-D00S (589)		58	\$1.00	\$50.00	\$230.00	\$40.00
		22103	BURLINGTON	NHP-0206 (333)		65	\$90.00	\$0.01	\$0.01	\$65.00

	DRUM / U									
	159006M	2021Q4	21455	CAMDEN	STBGP-FLEX-D00S (503)	50	\$0.01	\$2.00	\$0.01	\$20.00
			21128	ATLANTIC	NHP-0030 (363)	80	\$5.00			\$40.00
21475			ATLANTIC	NHP-0052 (302)	100	\$55.00	\$1.00	\$80.00	\$56.00	
20460			CAMDEN	NHP-D00S (455)	400	\$10.00	\$10.00	\$1.00	\$25.00	
2022Q1		22407	CUMBERLAND	STATE		50	\$0.01			\$10.00
		22408	ATLANTIC	STATE		50	\$0.01	\$0.01		\$10.00
		22406	BURLINGTON	STATE		100	\$1.00	\$0.01	\$0.01	\$10.00
		22407	CUMBERLAND	STATE		100	\$0.01			\$10.00
		22408	ATLANTIC	STATE		100	\$0.01	\$0.01		\$10.00
2022Q2		22125	BURLINGTON	NHP-D00S (589)		28	\$80.00	\$100.00	\$80.00	\$25.00
		22114	CAMDEN	NHP-0076 (207)		31	\$25.00	\$1.00	\$25.00	\$50.00
		22103	BURLINGTON	NHP-0206 (333)		65	\$80.00	\$0.01	\$0.01	\$49.00
		22111	BURLINGTON	NHP-0068 (301)		200	\$1.00			\$50.00
		22124	CUMBERLAND	NHP-0555 (303)		200	\$1.00	\$1.00	\$76.50	\$20.00

HISTORICAL BID PRICE LISTING
BY REGION

REGION: S

PAY ITEM	CALENDAR QUARTER	CONTRACT NUMBER	COUNTY LOCATION	PROJECT DESCRIPTION	BID QUANTITY	AWARD PRICE	SECOND BIDDER	THIRD BIDDER	ESTIMATE

DRUM / U									
159006M	(cont)	22136	CAMDEN	NHP-0042 (306)	300	\$0.01	\$0.01		\$32.00
		22109	CUMBERLAND	NHP-D00S (580)	350	\$1.00			\$20.00
		22130	CAPE MAY	NHP-0083 (300)	350	\$1.00			\$40.00

TRAFFIC CONE / U									
159009M	2021Q4	21128	ATLANTIC	NHP-0030 (363)	500	\$20.00			\$10.00
		21475	ATLANTIC	NHP-0052 (302)	500	\$16.00	\$1.00	\$19.00	\$24.00
		21455	CAMDEN	STBGP-FLEX-D00S (503)	1,500	\$20.00	\$20.00	\$20.00	\$20.00
		20460	CAMDEN	NHP-D00S (455)	3,000	\$5.00	\$5.00	\$1.00	\$20.00
	2022Q1	22407	CUMBERLAND	STATE	250	\$0.01			\$10.00
		22408	ATLANTIC	STATE	250	\$0.01	\$0.01		\$10.00
		22406	BURLINGTON	STATE	1,000	\$1.00	\$0.01	\$0.01	\$10.00
		22407	CUMBERLAND	STATE	1,000	\$0.01			\$10.00
		22408	ATLANTIC	STATE	1,000	\$0.01	\$0.01		\$10.00
	2022Q2	22125	BURLINGTON	NHP-D00S (589)	28	\$80.00	\$25.00	\$27.00	\$20.00
		22114	CAMDEN	NHP-0076 (207)	31	\$15.00	\$1.00	\$5.00	\$25.00
		22136	CAMDEN	NHP-0042 (306)	300	\$0.01	\$0.01		\$15.00
		22109	CUMBERLAND	NHP-D00S (580)	350	\$25.00			\$15.00
		22130	CAPE MAY	NHP-0083 (300)	350	\$25.00			\$12.00
		22111	BURLINGTON	NHP-0068 (301)	400	\$25.00			\$15.00
		22124	CUMBERLAND	NHP-0555 (303)	500	\$1.00	\$1.00	\$27.00	\$10.00

CONSTRUCTION SIGNS / SF									
159012M	2021Q4	21128	ATLANTIC	NHP-0030 (363)	727	\$21.60			\$15.00
		21455	CAMDEN	STBGP-FLEX-D00S (503)	800	\$0.01	\$7.00	\$0.01	\$15.00
		21475	ATLANTIC	NHP-0052 (302)	800	\$17.52	\$10.00	\$13.00	\$13.00
		20460	CAMDEN	NHP-D00S (455)	1,000	\$5.00	\$5.00	\$0.50	\$10.00
	2022Q1	22407	CUMBERLAND	STATE	2,000	\$0.01			\$10.00
		22408	ATLANTIC	STATE	2,000	\$0.01	\$0.01		\$10.00
		22406	BURLINGTON	STATE	5,000	\$12.00	\$0.01	\$0.01	\$10.00
		22407	CUMBERLAND	STATE	5,000	\$0.01			\$10.00

HISTORICAL BID PRICE LISTING
 BY REGION

REGION: S

PAY ITEM	CALENDAR QUARTER	CONTRACT NUMBER	COUNTY LOCATION	PROJECT DESCRIPTION	BID QUANTITY	AWARD PRICE	SECOND BIDDER	THIRD BIDDER	ESTIMATE

CONSTRUCTION SIGNS / SF									
159012M	(cont)	22408	ATLANTIC	STATE	5,000	\$0.01	\$0.01		\$10.00
	2022Q2	22109	CUMBERLAND	NHP-D00S(580)	401	\$21.60			\$20.00
		22130	CAPE MAY	NHP-0083(300)	595	\$22.50			\$20.00
		22114	CAMDEN	NHP-0076(207)	1,062	\$8.00	\$17.00	\$50.00	\$15.00
		22124	CUMBERLAND	NHP-0555(303)	1,100	\$17.00	\$15.00	\$11.25	\$10.00
		22103	BURLINGTON	NHP-0206(333)	1,199	\$13.00	\$12.00	\$20.00	\$20.00
		22111	BURLINGTON	NHP-0068(301)	2,427	\$21.60			\$9.00
		22136	CAMDEN	NHP-0042(306)	2,800	\$0.01	\$20.00		\$10.00
		22125	BURLINGTON	NHP-D00S(589)	2,963	\$10.00	\$38.00	\$23.00	\$10.00

CONSTRUCTION IDENTIFICATION SIGN, 4' X 8 / U									
159015M	2021Q4	21128	ATLANTIC	NHP-0030(363)	2	\$1,250			\$1,200
	2022Q2	22109	CUMBERLAND	NHP-D00S(580)	2	\$1,500			\$1,200
		22111	BURLINGTON	NHP-0068(301)	2	\$2,000			\$1,252
		22130	CAPE MAY	NHP-0083(300)	2	\$1,500			\$1,200
		22124	CUMBERLAND	NHP-0555(303)	4	\$750	\$1,250	\$1,180	\$1,100
		22125	BURLINGTON	NHP-D00S(589)	10	\$100	\$3,000	\$1,050	\$700.00

CONSTRUCTION IDENTIFICATION SIGN, 6' X 1 / U									
159018M	2022Q1	22457	SALEM	N/A	2	\$500	\$3,500	\$3,000	\$2,500
	2022Q2	22136	CAMDEN	NHP-0042(306)	2	\$1,000	\$2,000		\$1,500

CONSTRUCTION BARRIER CURB / LF									
159021P	2022Q2	22114	CAMDEN	NHP-0076(207)	420	\$30.00	\$200.00	\$115.00	\$125.00
		22103	BURLINGTON	NHP-0206(333)	1,520	\$65.00	\$120.00	\$0.01	\$50.00
		22124	CUMBERLAND	NHP-0555(303)	1,700	\$150.00	\$50.00	\$41.25	\$75.00
		22125	BURLINGTON	NHP-D00S(589)	3,740	\$1.00	\$225.00	\$175.00	\$64.00

FLASHING ARROW BOARD, 2' X 4' / U									
159024M	2022Q2	22114	CAMDEN	NHP-0076(207)	2	\$3,500	\$100	\$4,000	\$6,000

HISTORICAL BID PRICE LISTING
 BY REGION

REGION: S

PAY ITEM	CALENDAR QUARTER	CONTRACT NUMBER	COUNTY LOCATION	PROJECT DESCRIPTION	BID QUANTITY	AWARD PRICE	SECOND BIDDER	THIRD BIDDER	ESTIMATE
FLASHING ARROW BOARD, 2' X 4' / U									
159024M	(cont)	22103	BURLINGTON	NHP-0206(333)	4	\$0	\$2,000	\$100	\$2,000
FLASHING ARROW BOARD, 4' X 8' / U									
159027M	2021Q4	21128	ATLANTIC	NHP-0030(363)	2	\$1,000			\$1,500
		21475	ATLANTIC	NHP-0052(302)	4	\$3,600	\$1,000	\$4,000	\$2,500
		20460	CAMDEN	NHP-D00S(455)	8	\$2,000	\$2,000	\$100	\$1,000
		21455	CAMDEN	STBGP-FLEX-D00S(503)	8	\$1,500	\$2,500	\$2,000	\$2,500
	2022Q1	22406	BURLINGTON	STATE	8	\$50.00	\$0.01	\$100.00	\$1,000
		22407	CUMBERLAND	STATE	8	\$1.00			\$1,000
		22408	ATLANTIC	STATE	8	\$0.01	\$0.01		\$1,000
	2022Q2	22111	BURLINGTON	NHP-0068(301)	2	\$1,200			\$1,500
		22109	CUMBERLAND	NHP-D00S(580)	4	\$1,200			\$1,500
		22124	CUMBERLAND	NHP-0555(303)	4	\$100	\$75	\$2,940	\$850.00
		22130	CAPE MAY	NHP-0083(300)	4	\$2,500			\$1,500
		22136	CAMDEN	NHP-0042(306)	4	\$100	\$3,800		\$675.00
		22125	BURLINGTON	NHP-D00S(589)	6	\$1,500	\$4,500	\$2,500	\$650.00
PORTABLE VARIABLE MESSAGE SIGN / U									
159030M	2021Q4	21128	ATLANTIC	NHP-0030(363)	3	\$18,000			\$12,000
		21475	ATLANTIC	NHP-0052(302)	4	\$12,000	\$5,000	\$18,000	\$2,500
		21455	CAMDEN	STBGP-FLEX-D00S(503)	6	\$1,500	\$5,000	\$5,000	\$3,500
		20460	CAMDEN	NHP-D00S(455)	8	\$4,000	\$4,000	\$100	\$5,000
	2022Q1	22406	BURLINGTON	STATE	8	\$1	\$0	\$5,500	\$5,000
		22407	CUMBERLAND	STATE	8	\$100.00			\$5,000
		22408	ATLANTIC	STATE	8	\$0.01	\$0.01		\$5,000
	2022Q2	22111	BURLINGTON	NHP-0068(301)	2	\$18,000			\$1,547
		22109	CUMBERLAND	NHP-D00S(580)	4	\$18,000			\$6,000
		22124	CUMBERLAND	NHP-0555(303)	4	\$5,000	\$250	\$10,600	\$5,000
		22130	CAPE MAY	NHP-0083(300)	4	\$18,000			\$4,000
		22125	BURLINGTON	NHP-D00S(589)	8	\$3,000	\$8,500	\$8,050	\$2,500

HISTORICAL BID PRICE LISTING
 BY REGION

REGION: S

PAY ITEM	CALENDAR QUARTER	CONTRACT NUMBER	COUNTY LOCATION	PROJECT DESCRIPTION	BID QUANTITY	AWARD PRICE	SECOND BIDDER	THIRD BIDDER	ESTIMATE
PORTABLE VARIABLE MESSAGE SIGN / U									
159030M	(cont)	22136	CAMDEN	NHP-0042(306)	8	\$100	\$10,000		\$2,400

TEMPORARY CRASH CUSHION, INERTIAL BARRIE / U									
159051M	2022Q2	22103	BURLINGTON	NHP-0206(333)	3	\$5,000	\$16,000	\$3,000	\$6,000
		22125	BURLINGTON	NHP-D00S(589)	6	\$3,400	\$9,500	\$2,650	\$1,000

TEMPORARY CRASH CUSHION, INERTIAL BARRIE / U									
159054M	2022Q2	22103	BURLINGTON	NHP-0206(333)	3	\$4,175	\$10,000	\$3,000	\$8,750

TEMPORARY CRASH CUSHION, INERTIAL BARRIE / U									
159057M	2022Q2	22125	BURLINGTON	NHP-D00S(589)	5	\$4,000	\$11,000	\$2,650	\$1,100

HISTORICAL BID PRICE LISTING
BY REGION

REGION: S

PAY ITEM	CALENDAR QUARTER	CONTRACT NUMBER	COUNTY LOCATION	PROJECT DESCRIPTION	BID QUANTITY	AWARD PRICE	SECOND BIDDER	THIRD BIDDER	ESTIMATE
TRAFFIC CONTROL TRUCK WITH MOUNTED CRASH / U									
159108M	2021Q4	21128	ATLANTIC	NHP-0030 (363)	2	\$6,500			\$5,000
		21475	ATLANTIC	NHP-0052 (302)	4	\$60,000	\$5,000	\$30,000	\$10,000
		20460	CAMDEN	NHP-D00S (455)	8	\$5,000	\$5,000	\$2,000	\$15,000
		21455	CAMDEN	STBGP-FLEX-D00S (503)	8	\$20,000	\$20,000	\$20,000	\$20,000
	2022Q1	22406	BURLINGTON	STATE	8	\$500.00	\$0.01	\$0.01	\$15,000
		22407	CUMBERLAND	STATE	8	\$10.00			\$15,000
		22408	ATLANTIC	STATE	8	\$0.01	\$0.01		\$15,000
	2022Q2	22114	CAMDEN	NHP-0076 (207)	1	\$15,000	\$35,000	\$15,000	\$15,000
		22109	CUMBERLAND	NHP-D00S (580)	2	\$7,500			\$10,000
		22111	BURLINGTON	NHP-0068 (301)	2	\$7,500			\$10,000
		22130	CAPE MAY	NHP-0083 (300)	2	\$7,500			\$7,500
		22103	BURLINGTON	NHP-0206 (333)	4	\$10,000	\$6,000	\$250	\$10,000
		22124	CUMBERLAND	NHP-0555 (303)	4	\$500	\$400	\$11,780	\$5,000
		22125	BURLINGTON	NHP-D00S (589)	4	\$25,000	\$20,000	\$18,100	\$5,000
		22136	CAMDEN	NHP-0042 (306)	4	\$500	\$15,000		\$7,500

REMOVABLE BLACK LINE MASKING TAPE, 6" / LF									
159114M	2022Q2	22125	BURLINGTON	NHP-D00S (589)	17,000	\$2.50	\$3.00	\$3.50	\$2.00

TEMPORARY PAVEMENT MARKING TAPE, 4" / LF									
159120M	2021Q4	21475	ATLANTIC	NHP-0052 (302)	2,000	\$3.50	\$4.00	\$1.50	\$3.00
	2022Q2	22125	BURLINGTON	NHP-D00S (589)	17,000	\$2.25	\$3.00	\$1.00	\$2.00
		22103	BURLINGTON	NHP-0206 (333)	29,300	\$0.66	\$1.65	\$0.10	\$2.00

TEMPORARY TRAFFIC STRIPES, 4" / LF									
159126M	2022Q2	22136	CAMDEN	NHP-0042 (306)	533,000	\$0.01	\$0.40		\$1.00

TEMPORARY PAVEMENT MARKINGS / SF									
159132M	2022Q2	22136	CAMDEN	NHP-0042 (306)	11,883	\$0.01	\$2.15		\$3.00

HISTORICAL BID PRICE LISTING
 BY REGION

REGION: S

PAY ITEM	CALENDAR QUARTER	CONTRACT NUMBER	COUNTY LOCATION	PROJECT DESCRIPTION	BID QUANTITY	AWARD PRICE	SECOND BIDDER	THIRD BIDDER	ESTIMATE
HMA PATCH / T									
159138M	2021Q4	21128	ATLANTIC	NHP-0030 (363)	26	\$800.00			\$150.00
		21475	ATLANTIC	NHP-0052 (302)	50	\$600.00	\$167.00	\$750.00	\$300.00
	2022Q1	22406	BURLINGTON	STATE	100	\$1.00	\$0.01	\$160.00	\$150.00
		22407	CUMBERLAND	STATE	100	\$1.00			\$150.00
		22408	ATLANTIC	STATE	100	\$0.01	\$0.01		\$150.00
	2022Q2	22114	CAMDEN	NHP-0076 (207)	1	\$190	\$2,000	\$400	\$400.00
		22111	BURLINGTON	NHP-0068 (301)	10	\$1,000			\$60.00
		22109	CUMBERLAND	NHP-D00S (580)	20	\$700.00			\$180.00
		22125	BURLINGTON	NHP-D00S (589)	30	\$100.00	\$50.00	\$650.00	\$200.00
		22130	CAPE MAY	NHP-0083 (300)	35	\$1,000			\$320.00
		22136	CAMDEN	NHP-0042 (306)	60	\$100.00	\$180.00		\$300.00

TRAFFIC DIRECTOR, FLAGGER / HOUR

159141M	2021Q4	20460	CAMDEN	NHP-D00S (455)	250	\$100.00	\$100.00	\$20.00	\$60.00
		21455	CAMDEN	STBGP-FLEX-D00S (503)	800	\$1.00	\$2.00	\$0.01	\$75.00
		21475	ATLANTIC	NHP-0052 (302)	1,000	\$85.00	\$90.00	\$125.00	\$75.00
	2022Q1	22423	CAMDEN	N/A	150	\$1.00	\$80.00	\$1.00	\$75.00
		22407	CUMBERLAND	STATE	1,000	\$125.00			\$60.00
		22407	CUMBERLAND	STATE	1,000	\$0.01			\$70.00
		22408	ATLANTIC	STATE	1,000	\$0.01	\$0.01		\$60.00
		22408	ATLANTIC	STATE	1,000	\$0.01	\$0.01		\$70.00
		22406	BURLINGTON	STATE	2,000	\$1.00	\$0.01	\$0.01	\$60.00
	2022Q2	22103	BURLINGTON	NHP-0206 (333)	300	\$0.01	\$90.00	\$150.00	\$80.00
		22125	BURLINGTON	NHP-D00S (589)	400	\$100.00	\$1.00	\$155.00	\$50.00
		22111	BURLINGTON	NHP-0068 (301)	1,000	\$137.00			\$50.00
		22109	CUMBERLAND	NHP-D00S (580)	2,500	\$142.00			\$80.00
		22130	CAPE MAY	NHP-0083 (300)	2,500	\$142.00			\$60.00

EMERGENCY TOWING SERVICE / U

159144M	2021Q4	21128	ATLANTIC	NHP-0030 (363)	2	\$100.00			\$500.00
---------	--------	-------	----------	----------------	---	----------	--	--	----------

HISTORICAL BID PRICE LISTING
 BY REGION

REGION: S

PAY ITEM	CALENDAR QUARTER	CONTRACT NUMBER	COUNTY LOCATION	PROJECT DESCRIPTION	BID QUANTITY	AWARD PRICE	SECOND BIDDER	THIRD BIDDER	ESTIMATE
EMERGENCY TOWING SERVICE / U									
159144M	2022Q1	22406	BURLINGTON	STATE	1	\$1.00	\$0.01	\$500.00	\$5,000
		22407	CUMBERLAND	STATE	1	\$1.00			\$5,000
		22408	ATLANTIC	STATE	1	\$0.01	\$0.01		\$5,000
	2022Q2	22111	BURLINGTON	NHP-0068 (301)	4	\$100.00			\$100.00
		22136	CAMDEN	NHP-0042 (306)	10	\$1.00	\$225.00		\$50.00

HISTORICAL BID PRICE LISTING
 BY REGION

REGION: S

PAY ITEM	CALENDAR QUARTER	CONTRACT NUMBER	COUNTY LOCATION	PROJECT DESCRIPTION	BID QUANTITY	AWARD PRICE	SECOND BIDDER	THIRD BIDDER	ESTIMATE

TEMP CRASH CUSH, COMP BAR, TYPE 2, NARR / U									
159200M	2022Q2	22114	CAMDEN	NHP-0076(207)	3	\$1,000	\$5,000	\$9,700	\$10,000

TEMP CRASH CUSH, COMP, TYPE 3, NARROW / U									
159212M	2022Q2	22125 22124	BURLINGTON CUMBERLAND	NHP-D00S(589) NHP-0555(303)	1 4	\$8,000 \$6,000	\$12,500 \$15,000	\$47,100 \$14,130	\$18,000 \$10,000

HISTORICAL BID PRICE LISTING
BY REGION

REGION: S

PAY ITEM	CALENDAR QUARTER	CONTRACT NUMBER	COUNTY LOCATION	PROJECT DESCRIPTION	BID QUANTITY	AWARD PRICE	SECOND BIDDER	THIRD BIDDER	ESTIMATE

TRAFFIC STRIPES, LATEX, 4" / LF									
159300M	2021Q4	21128	ATLANTIC	NHP-0030 (363)	528,550	\$0.32			\$0.40
	2022Q1	22407	CUMBERLAND	STATE	150,000	\$1.00			\$0.28
		22408	ATLANTIC	STATE	150,000	\$1.00	\$0.25		\$0.28
		22408	ATLANTIC	STATE	232,294	\$0.01	\$0.13		\$0.30
		22406	BURLINGTON	STATE	315,940	\$0.10	\$0.01	\$0.01	\$0.30
		22407	CUMBERLAND	STATE	396,388	\$0.01			\$0.30
	2022Q2	22114	CAMDEN	NHP-0076 (207)	1,300	\$1.00	\$1.00	\$1.25	\$0.25
		22124	CUMBERLAND	NHP-0555 (303)	7,250	\$0.30	\$0.35	\$0.35	\$1.00
		22109	CUMBERLAND	NHP-D00S (580)	252,207	\$0.31			\$1.00
		22111	BURLINGTON	NHP-0068 (301)	576,600	\$0.33			\$0.50
		22130	CAPE MAY	NHP-0083 (300)	667,410	\$0.33			\$1.00

TRAFFIC STRIPES, LATEX, 6" / LF									
159301M	2022Q1	22407	CUMBERLAND	STATE	37,500	\$0.01			\$0.43
		22408	ATLANTIC	STATE	37,500	\$0.01	\$0.01		\$0.43

TRAFFIC STRIPES, LATEX, 8" / LF									
159302M	2022Q1	22408	ATLANTIC	STATE	1,594	\$0.01	\$0.01		\$0.60
		22407	CUMBERLAND	STATE	2,706	\$0.01			\$0.60
		22407	CUMBERLAND	STATE	10,000	\$0.01			\$0.55
		22408	ATLANTIC	STATE	10,000	\$0.01	\$0.01		\$0.55
		22406	BURLINGTON	STATE	32,192	\$0.11	\$0.10	\$0.11	\$0.60
	2022Q2	22124	CUMBERLAND	NHP-0555 (303)	850	\$0.60	\$0.70	\$0.70	\$1.00

TRAFFIC MARKINGS LINES, LATEX, 4" / LF									
159310M	2022Q1	22407	CUMBERLAND	STATE	500	\$0.01			\$0.55
		22408	ATLANTIC	STATE	500	\$0.01	\$0.01		\$0.55

TRAFFIC MARKINGS LINES, LATEX, 8" / LF									
159312M	2021Q4	21128	ATLANTIC	NHP-0030 (363)	21,560	\$0.48			\$0.50

HISTORICAL BID PRICE LISTING
 BY REGION

REGION: S

PAY ITEM	CALENDAR QUARTER	CONTRACT NUMBER	COUNTY LOCATION	PROJECT DESCRIPTION	BID QUANTITY	AWARD PRICE	SECOND BIDDER	THIRD BIDDER	ESTIMATE

TRAFFIC MARKINGS LINES, LATEX, 8" / LF									
159312M	2022Q1	22407	CUMBERLAND	STATE	500	\$0.01			\$0.83
		22408	ATLANTIC	STATE	500	\$0.01	\$0.31		\$0.83
		22408	ATLANTIC	STATE	1,040	\$0.01	\$0.01		\$0.60
		22407	CUMBERLAND	STATE	3,128	\$0.01			\$0.60
		22406	BURLINGTON	STATE	5,382	\$0.11	\$0.10	\$0.11	\$0.60
	2022Q2	22130	CAPE MAY	NHP-0083 (300)	3,315	\$0.01			\$1.00
		22111	BURLINGTON	NHP-0068 (301)	22,500	\$0.34			\$1.00

TRAFFIC MARKINGS LINES, LATEX, 12" / LF									
159313M	2022Q2	22111	BURLINGTON	NHP-0068 (301)	1,800	\$0.36			\$1.00

TRAFFIC MARKINGS LINES, LATEX, 24" / LF									
159314M	2021Q4	21128	ATLANTIC	NHP-0030 (363)	11,215	\$1.20			\$2.00
	2022Q1	22408	ATLANTIC	STATE	418	\$0.01	\$0.01		\$1.80
		22407	CUMBERLAND	STATE	2,500	\$0.01			\$3.30
		22408	ATLANTIC	STATE	2,500	\$0.01	\$0.51		\$3.30
		22407	CUMBERLAND	STATE	3,584	\$0.01			\$1.80
		22406	BURLINGTON	STATE	9,230	\$0.40	\$0.25	\$0.41	\$1.80
	2022Q2	22130	CAPE MAY	NHP-0083 (300)	6,200	\$0.01			\$1.00
		22111	BURLINGTON	NHP-0068 (301)	12,000	\$0.48			\$1.00

TRAFFIC MARKINGS SYMBOLS, LATEX / SF									
159320M	2021Q4	21128	ATLANTIC	NHP-0030 (363)	1,500	\$2.40			\$2.00
	2022Q1	22408	ATLANTIC	STATE	278	\$0.01	\$0.01		\$1.80
		22407	CUMBERLAND	STATE	1,250	\$0.01			\$5.50
		22408	ATLANTIC	STATE	1,250	\$0.01	\$1.00		\$5.50
		22407	CUMBERLAND	STATE	2,372	\$0.01			\$1.80
		22406	BURLINGTON	STATE	6,470	\$0.50	\$0.50	\$0.52	\$1.80

HISTORICAL BID PRICE LISTING
 BY REGION

REGION: S

PAY ITEM	CALENDAR QUARTER	CONTRACT NUMBER	COUNTY LOCATION	PROJECT DESCRIPTION	BID QUANTITY	AWARD PRICE	SECOND BIDDER	THIRD BIDDER	ESTIMATE
-----	-----	-----	-----	-----	-----	-----	-----	-----	-----
TRAFFIC MARKINGS	SYMBOLS,	LATEX / SF							
159320M	2022Q2	22111	BURLINGTON	NHP-0068 (301)	13,500	\$0.60			\$0.50

HISTORICAL BID PRICE LISTING
 BY REGION

REGION: S

PAY ITEM	CALENDAR QUARTER	CONTRACT NUMBER	COUNTY LOCATION	PROJECT DESCRIPTION	BID QUANTITY	AWARD PRICE	SECOND BIDDER	THIRD BIDDER	ESTIMATE

FUEL PRICE ADJUSTMENT / DOLL									
160004M	2022Q1	22423	CAMDEN	N/A	1,000	\$1.00	\$1.00	\$1.00	\$1.00
		22408	ATLANTIC STATE		28,500	\$1.00	\$1.00		\$1.00
		22406	BURLINGTON STATE		33,400	\$1.00	\$1.00	\$1.00	\$1.00
		22407	CUMBERLAND STATE		39,000	\$1.00			\$1.00
	2022Q2	22103	BURLINGTON	NHP-0206 (333)	1	\$11,700	\$11,700	\$11,700	\$11,700
		22111	BURLINGTON	NHP-0068 (301)	1	\$1,000			\$1,000
		22114	CAMDEN	NHP-0076 (207)	1	\$600.00	\$600.00	\$600.00	\$600.00
		22124	CUMBERLAND	NHP-0555 (303)	1	\$900.00	\$900.00	\$900.00	\$900.00
		22125	BURLINGTON	NHP-D00S (589)	1	\$200.00	\$200.00	\$200.00	\$200.00
		22130	CAPE MAY	NHP-0083 (300)	1	\$100.00			\$100.00
		22136	CAMDEN	NHP-0042 (306)	1	\$10,500	\$10,500		\$10,500

ASPHALT PRICE ADJUSTMENT / DOLL									
160007M	2022Q1	22408	ATLANTIC STATE		42,700	\$1.00	\$1.00		\$1.00
		22407	CUMBERLAND STATE		59,400	\$1.00			\$1.00
		22406	BURLINGTON STATE		76,100	\$1.00	\$1.00	\$1.00	\$1.00
	2022Q2	22103	BURLINGTON	NHP-0206 (333)	1	\$21,500	\$21,500	\$21,500	\$21,500
		22111	BURLINGTON	NHP-0068 (301)	1	\$13,300			\$13,300
		22114	CAMDEN	NHP-0076 (207)	1	\$800.00	\$800.00	\$800.00	\$800.00
		22124	CUMBERLAND	NHP-0555 (303)	1	\$1,100	\$1,100	\$1,100	\$1,100
		22125	BURLINGTON	NHP-D00S (589)	1	\$1,600	\$1,600	\$1,600	\$1,600
		22130	CAPE MAY	NHP-0083 (300)	1	\$10,100			\$10,100
		22136	CAMDEN	NHP-0042 (306)	1	\$74,900	\$74,900		\$74,900

HISTORICAL BID PRICE LISTING
 BY REGION

REGION: S

PAY ITEM	CALENDAR QUARTER	CONTRACT NUMBER	COUNTY LOCATION	PROJECT DESCRIPTION	BID QUANTITY	AWARD PRICE	SECOND BIDDER	THIRD BIDDER	ESTIMATE
FINAL CLEANUP / LS									
161003P	2021Q4	20460	CAMDEN	NHP-D00S (455)	1	\$15,000	\$15,000	\$93,744	\$5,000
		20460	CAMDEN	NHP-D00S (455)	1	\$15,000	\$15,000	\$93,744	\$5,000
		20460	CAMDEN	NHP-D00S (455)	1	\$8,800	\$8,800	\$40,759	\$5,000
		20460	CAMDEN	NHP-D00S (455)	1	\$18,800	\$18,800	\$129,649	\$5,000
		20460	CAMDEN	NHP-D00S (455)	1	\$12,000	\$12,000	\$40,694	\$5,000
		20460	CAMDEN	NHP-D00S (455)	1	\$40,000	\$40,000	\$147,921	\$5,000
		20460	CAMDEN	NHP-D00S (455)	1	\$11,600	\$11,600	\$53,870	\$5,000
		21128	ATLANTIC	NHP-0030 (363)	1	\$32,000			\$8,500
	2022Q1	22457	SALEM	N/A	1	\$5,000	\$700,000	\$1,530,000	\$15,000
	2022Q2	22103	BURLINGTON	NHP-0206 (333)	1	\$20,071	\$500	\$1	\$20,000
		22109	CUMBERLAND	NHP-D00S (580)	1	\$38,000			\$8,500
		22111	BURLINGTON	NHP-0068 (301)	1	\$38,000			\$8,500
		22114	CAMDEN	NHP-0076 (207)	1	\$7,500	\$100	\$1,000	\$10,000
		22124	CUMBERLAND	NHP-0555 (303)	1	\$100	\$22,500	\$21,160	\$20,000
		22125	BURLINGTON	NHP-D00S (589)	1	\$100	\$2,500	\$152,500	\$8,500
		22130	CAPE MAY	NHP-0083 (300)	1	\$38,000			\$8,500
		22136	CAMDEN	NHP-0042 (306)	1	\$1	\$25,000		\$18,000

HISTORICAL BID PRICE LISTING
 BY REGION

REGION: S

PAY ITEM	CALENDAR QUARTER	CONTRACT NUMBER	COUNTY LOCATION	PROJECT DESCRIPTION	BID QUANTITY	AWARD PRICE	SECOND BIDDER	THIRD BIDDER	ESTIMATE
VIBRATION MONITORING / LS									
162006P	2022Q2	22114	CAMDEN	NHP-0076 (207)	1	\$10,000	\$35,000	\$21,000	\$75,000
		22124	CUMBERLAND	NHP-0555 (303)	1	\$20,000	\$32,500	\$70,650	\$20,000

HISTORICAL BID PRICE LISTING
 BY REGION

REGION: S

PAY ITEM	CALENDAR QUARTER	CONTRACT NUMBER	COUNTY LOCATION	PROJECT DESCRIPTION	BID QUANTITY	AWARD PRICE	SECOND BIDDER	THIRD BIDDER	ESTIMATE
CLEARING SITE / LS									
201003P	2021Q4	21128	ATLANTIC	NHP-0030 (363)	1	\$39,000			\$40,000
		21475	ATLANTIC	NHP-0052 (302)	1	\$48,000	\$30,000	\$40,000	\$20,000
	2022Q1	22406	BURLINGTON	STATE	1	\$33,327	\$5,000	\$5,000	\$20,000
		22407	CUMBERLAND	STATE	1	\$5,000			\$20,000
		22408	ATLANTIC	STATE	1	\$5,000	\$50,000		\$20,000
		22457	SALEM	N/A	1	\$5,000	\$150,000	\$5,900	\$85,000
		22103	BURLINGTON	NHP-0206 (333)	1	\$150,000	\$150,000	\$150,000	\$150,000
	2022Q2	22109	CUMBERLAND	NHP-D00S (589)	1	\$40,000			\$40,000
		22111	BURLINGTON	NHP-0068 (301)	1	\$40,000			\$40,000
		22114	CAMDEN	NHP-0076 (207)	1	\$50,000	\$50,000	\$50,000	\$50,000
		22124	CUMBERLAND	NHP-0555 (303)	1	\$5,000	\$100,000	\$31,000	\$150,000
		22125	BURLINGTON	NHP-D00S (589)	1	\$40,000	\$40,000	\$175,500	\$40,000
		22130	CAPE MAY	NHP-0083 (300)	1	\$40,000			\$40,000
		22136	CAMDEN	NHP-0042 (306)	1	\$100,000	\$100,000		\$100,000

 CLEARING SITE, BRIDGE (___) / LS

201006P	2022Q2	22124	CUMBERLAND	NHP-0555 (303)	1	\$400,000	\$460,000	\$706,400	\$400,000
		22125	BURLINGTON	NHP-D00S (589)	1	\$800	\$1,800	\$14,200	\$800.00
		22125	BURLINGTON	NHP-D00S (589)	1	\$5,200	\$5,200	\$14,200	\$5,200
		22125	BURLINGTON	NHP-D00S (589)	1	\$5,200	\$5,200	\$14,200	\$5,200
		22125	BURLINGTON	NHP-D00S (589)	1	\$11,000	\$11,000	\$14,200	\$11,000
		22125	BURLINGTON	NHP-D00S (589)	1	\$12,400	\$12,400	\$14,200	\$12,400
		22125	BURLINGTON	NHP-D00S (589)	1	\$3,900	\$3,900	\$14,200	\$3,900
		22125	BURLINGTON	NHP-D00S (589)	1	\$2,200	\$2,200	\$14,200	\$2,200
		22125	BURLINGTON	NHP-D00S (589)	1	\$6,400	\$6,400	\$14,200	\$6,400
		22125	BURLINGTON	NHP-D00S (589)	1	\$2,600	\$2,600	\$14,200	\$2,600
		22125	BURLINGTON	NHP-D00S (589)	1	\$14,700	\$14,700	\$14,200	\$14,700
		22125	BURLINGTON	NHP-D00S (589)	1	\$1,200	\$1,200	\$19,500	\$1,200
		22125	BURLINGTON	NHP-D00S (589)	1	\$200	\$1,200	\$14,200	\$200.00

 RESET MONITORING WELL BOX / U

201020M	2022Q2	22103	BURLINGTON	NHP-0206 (333)	7	\$700.00	\$430.00	\$500.00	\$5,950
---------	--------	-------	------------	----------------	---	----------	----------	----------	---------

HISTORICAL BID PRICE LISTING
 BY REGION

REGION: S

PAY ITEM	CALENDAR QUARTER	CONTRACT NUMBER	COUNTY LOCATION	PROJECT DESCRIPTION	BID QUANTITY	AWARD PRICE	SECOND BIDDER	THIRD BIDDER	ESTIMATE

ASBESTOS REMOVAL, BRIDGE NO. ____ / LS									
201037P	2022Q2	22125	BURLINGTON	NHP-D00S (589)	1	\$2,500	\$7,500	\$15,000	\$6,000
		22125	BURLINGTON	NHP-D00S (589)	1	\$2,500	\$7,500	\$15,000	\$1,500
		22125	BURLINGTON	NHP-D00S (589)	1	\$2,500	\$7,500	\$15,000	\$10,000

TEMPORARY SHIELDING / LS									
201039P	2022Q2	22124	CUMBERLAND	NHP-0555 (303)	1	\$1	\$150,000	\$472,200	\$250,000
		22125	BURLINGTON	NHP-D00S (589)	1	\$1	\$10,000	\$4,500	\$1,800
		22125	BURLINGTON	NHP-D00S (589)	1	\$1	\$35,000	\$4,500	\$11,700
		22125	BURLINGTON	NHP-D00S (589)	1	\$1	\$35,000	\$4,500	\$11,700
		22125	BURLINGTON	NHP-D00S (589)	1	\$220,000	\$22,000	\$4,500	\$24,750
		22125	BURLINGTON	NHP-D00S (589)	1	\$225,000	\$10,000	\$9,000	\$27,900
		22125	BURLINGTON	NHP-D00S (589)	1	\$50,000	\$22,000	\$4,500	\$8,775

HISTORICAL BID PRICE LISTING
 BY REGION

REGION: S

PAY ITEM	CALENDAR QUARTER	CONTRACT NUMBER	COUNTY LOCATION	PROJECT DESCRIPTION	BID QUANTITY	AWARD PRICE	SECOND BIDDER	THIRD BIDDER	ESTIMATE

STRIPPING / ACRE									
202003P	2022Q2	22103	BURLINGTON	NHP-0206(333)	2	\$10,000	\$5,000	\$100	\$9,500

EXCAVATION, TEST PIT / CY									
202006M	2022Q1	22423	CAMDEN	N/A	15	\$1.00	\$250.00	\$1.00	\$10.00
	2022Q2	22114	CAMDEN	NHP-0076(207)	8	\$750	\$1,100	\$460	\$400.00
		22125	BURLINGTON	NHP-D00S(589)	36	\$750	\$400	\$1,200	\$225.00

EXCAVATION, UNCLASSIFIED / CY									
202009P	2022Q1	22406	BURLINGTON	STATE	100	\$25.00	\$1.00	\$25.00	\$75.00
		22407	CUMBERLAND	STATE	100	\$5.00			\$75.00
		22408	ATLANTIC	STATE	100	\$5.00	\$1.00		\$75.00
		22407	CUMBERLAND	STATE	1,000	\$0.01			\$27.00
		22408	ATLANTIC	STATE	1,000	\$0.01	\$0.01		\$27.00
	2022Q2	22125	BURLINGTON	NHP-D00S(589)	4	\$800.00	\$700.00	\$865.00	\$500.00
		22103	BURLINGTON	NHP-0206(333)	79	\$30.00	\$56.00	\$60.00	\$70.00
		22103	BURLINGTON	NHP-0206(333)	107	\$30.00	\$42.00	\$60.00	\$50.00
		22124	CUMBERLAND	NHP-0555(303)	274	\$75.00	\$180.00	\$85.75	\$155.00
		22103	BURLINGTON	NHP-0206(333)	361	\$30.00	\$25.00	\$60.00	\$30.00
		22124	CUMBERLAND	NHP-0555(303)	1,082	\$65.00	\$50.00	\$58.00	\$60.00
		22103	BURLINGTON	NHP-0206(333)	9,480	\$30.00	\$30.00	\$0.01	\$55.00

REMOVAL OF PAVEMENT / SY									
202021P	2022Q2	22114	CAMDEN	NHP-0076(207)	1,074	\$100.00	\$35.00	\$88.00	\$49.00
		22103	BURLINGTON	NHP-0206(333)	7,908	\$30.00	\$8.70	\$3.00	\$40.00

DISPOSAL OF REGULATED MATERIAL / T									
202024M	2021Q4	22417	BURLINGTON	N/A	50	\$0.01	\$50.00	\$50.00	\$100.00
		22414	BURLINGTON	N/A	75	\$20.00	\$0.01	\$55.00	\$70.00

HISTORICAL BID PRICE LISTING
 BY REGION

REGION: S

PAY ITEM	CALENDAR QUARTER	CONTRACT NUMBER	COUNTY LOCATION	PROJECT DESCRIPTION	BID QUANTITY	AWARD PRICE	SECOND BIDDER	THIRD BIDDER	ESTIMATE
DISPOSAL OF REGULATED MATERIAL / T									
202024M	(cont)	22436	BURLINGTON	N/A	75	\$106.00	\$110.00	\$300.00	\$95.00
		22420	CUMBERLAND	N/A	80	\$50.00	\$65.00		\$50.00
		22433	CAMDEN	100% State	1,000	\$10.00	\$50.00	\$50.00	\$85.00

ACID PRODUCING SOIL REMEDIATION / SY									
202036P	2022Q2	22114	CAMDEN	NHP-0076(207)	25	\$5.00	\$1.00	\$25.00	\$5.00

DISPOSAL OF ACID PRODUCING SOIL / T									
202039M	2022Q2	22114	CAMDEN	NHP-0076(207)	15	\$50.00	\$20.00	\$100.00	\$100.00

DREDGE, TRANS AND PLACE TO CDF / CY									
202041M	2022Q1	22457	SALEM	N/A	850,000	\$4.90	\$6.50	\$8.10	\$7.50

HISTORICAL BID PRICE LISTING
 BY REGION

REGION: S

PAY ITEM	CALENDAR QUARTER	CONTRACT NUMBER	COUNTY LOCATION	PROJECT DESCRIPTION	BID QUANTITY	AWARD PRICE	SECOND BIDDER	THIRD BIDDER	ESTIMATE
I-8 SOIL AGGREGATE / CY									
203007P	2022Q2	22114	CAMDEN	NHP-0076(207)	453	\$100.00	\$25.00	\$65.00	\$100.00
I-9 SOIL AGGREGATE / CY									
203009P	2022Q2	22124	CUMBERLAND	NHP-0555(303)	62	\$250.00	\$335.00	\$133.00	\$107.00
		22103	BURLINGTON	NHP-0206(333)	63	\$60.00	\$200.00	\$200.00	\$100.00
		22103	BURLINGTON	NHP-0206(333)	79	\$60.00	\$168.00	\$200.00	\$100.00
		22103	BURLINGTON	NHP-0206(333)	286	\$60.00	\$200.00	\$100.00	\$80.00
		22124	CUMBERLAND	NHP-0555(303)	430	\$125.00	\$190.00	\$113.00	\$75.00
GEOTEXTILE / SY									
203040M	2022Q1	22407	CUMBERLAND	STATE	500	\$0.01			\$2.20
		22408	ATLANTIC	STATE	500	\$0.01	\$0.01		\$2.20
CONTROLLED LOW STRENGTH MATERIAL / CY									
203050M	2022Q2	22103	BURLINGTON	NHP-0206(333)	3	\$1,310	\$770	\$1,000	\$775.00

HISTORICAL BID PRICE LISTING
 BY REGION

REGION: S

PAY ITEM ----- SUBBASE / CY	CALENDAR QUARTER -----	CONTRACT NUMBER -----	COUNTY LOCATION -----	PROJECT DESCRIPTION -----	BID QUANTITY -----	AWARD PRICE -----	SECOND BIDDER -----	THIRD BIDDER -----	ESTIMATE -----
301006P	2022Q2	22124	CUMBERLAND	NHP-0555 (303)	16	\$350.00	\$85.00	\$159.00	\$95.00

HISTORICAL BID PRICE LISTING
 BY REGION

REGION: S

PAY ITEM	CALENDAR QUARTER	CONTRACT NUMBER	COUNTY LOCATION	PROJECT DESCRIPTION	BID QUANTITY	AWARD PRICE	SECOND BIDDER	THIRD BIDDER	ESTIMATE
SOIL AGGREGATE BASE COURSE, 8" THICK / SY									
302018P	2022Q2	22103	BURLINGTON	NHP-0206(333)	8,733	\$14.00	\$14.00	\$15.00	\$20.00
DENSE-GRADED AGGREGATE BASE COURSE, 6" T / SY									
302036P	2022Q2	22103	BURLINGTON	NHP-0206(333)	699	\$16.00	\$68.00	\$5.00	\$25.00
		22114	CAMDEN	NHP-0076(207)	821	\$15.00	\$15.00	\$43.00	\$30.00
DENSE-GRADED AGGREGATE BASE COURSE, 8" T / SY									
302042P	2022Q2	22124	CUMBERLAND	NHP-0555(303)	34	\$150.00	\$77.50	\$272.00	\$33.00
		22103	BURLINGTON	NHP-0206(333)	8,573	\$16.50	\$20.00	\$20.00	\$25.00
DENSE-GRADED AGGREGATE BASE COURSE, VARI / CY									
302051P	2022Q1	22406	BURLINGTON	STATE	100	\$25.00	\$1.00	\$85.00	\$65.00
		22408	ATLANTIC	STATE	100	\$5.00	\$1.00		\$65.00
		22407	CUMBERLAND	STATE	110	\$5.00			\$65.00
		22407	CUMBERLAND	STATE	350	\$0.01			\$44.00
		22408	ATLANTIC	STATE	350	\$0.01	\$0.01		\$44.00
	2022Q2	22111	BURLINGTON	NHP-0068(301)	5	\$1,000			\$85.00
		22109	CUMBERLAND	NHP-D00S(580)	10	\$500.00			\$325.00
		22130	CAPE MAY	NHP-0083(300)	10	\$500.00			\$325.00
		22125	BURLINGTON	NHP-D00S(589)	15	\$165.00	\$255.00	\$205.00	\$105.00
		22136	CAMDEN	NHP-0042(306)	1,044	\$0.01	\$65.00		\$20.00
COARSE AGGREGATE, SIZE NO. 57 / CY									
302060P	2022Q1	22407	CUMBERLAND	STATE	125	\$0.01			\$81.00
		22408	ATLANTIC	STATE	125	\$0.01	\$0.01		\$81.00
	2022Q2	22103	BURLINGTON	NHP-0206(333)	14	\$50.00	\$0.01	\$55.00	\$100.00
		22103	BURLINGTON	NHP-0206(333)	17	\$50.00	\$0.01	\$55.00	\$100.00
		22124	CUMBERLAND	NHP-0555(303)	50	\$215.00	\$600.00	\$205.00	\$65.00

HISTORICAL BID PRICE LISTING
 BY REGION

REGION: S

PAY ITEM	CALENDAR QUARTER	CONTRACT NUMBER	COUNTY LOCATION	PROJECT DESCRIPTION	BID QUANTITY	AWARD PRICE	SECOND BIDDER	THIRD BIDDER	ESTIMATE
COARSE AGGREGATE,	SIZE NO.	57 / CY							
302060P	(cont)	22103	BURLINGTON	NHP-0206(333)	66	\$50.00	\$0.01	\$55.00	\$80.00

HISTORICAL BID PRICE LISTING
 BY REGION

REGION: S

PAY ITEM	CALENDAR QUARTER	CONTRACT NUMBER	COUNTY LOCATION	PROJECT DESCRIPTION	BID QUANTITY	AWARD PRICE	SECOND BIDDER	THIRD BIDDER	ESTIMATE

CONCRETE BASE COURSE, 9" THICK / SY									
304006P	2022Q2	22114	CAMDEN	NHP-0076(207)	723	\$100.00	\$132.00	\$125.00	\$160.00

CONCRETE BASE COURSE, 10" THICK / SY									
304009P	2022Q2	22124	CUMBERLAND	NHP-0555(303)	150	\$165.00	\$240.00	\$346.00	\$157.00

HISTORICAL BID PRICE LISTING
 BY REGION

REGION: S

PAY ITEM	CALENDAR QUARTER	CONTRACT NUMBER	COUNTY LOCATION	PROJECT DESCRIPTION	BID QUANTITY	AWARD PRICE	SECOND BIDDER	THIRD BIDDER	ESTIMATE

HMA MILLING, 3" OR LESS / SY									
401009P	2022Q1	22408	ATLANTIC	STATE	140,071	\$2.65	\$3.00		\$3.50
		22407	CUMBERLAND	STATE	185,000	\$0.01			\$3.50
		22408	ATLANTIC	STATE	185,000	\$0.01	\$5.50		\$3.50
		22407	CUMBERLAND	STATE	238,605	\$3.50			\$3.00
		22406	BURLINGTON	STATE	289,840	\$2.87	\$2.86	\$3.25	\$3.50
	2022Q2	22114	CAMDEN	NHP-0076 (207)	958	\$10.00	\$20.00	\$16.00	\$30.00
		22124	CUMBERLAND	NHP-0555 (303)	5,084	\$8.00	\$7.00	\$5.60	\$12.00
		22111	BURLINGTON	NHP-0068 (301)	7,215	\$8.56			\$11.00
		22136	CAMDEN	NHP-0042 (306)	9,767	\$0.01	\$7.50		\$11.00
		22103	BURLINGTON	NHP-0206 (333)	17,564	\$8.00	\$7.00	\$12.00	\$28.00

HMA MILLING, MORE THAN 3" TO 6" / SY									
401012P	2022Q1	22407	CUMBERLAND	STATE	18,500	\$0.01			\$2.00
		22408	ATLANTIC	STATE	18,500	\$0.01	\$0.01		\$2.00

CONCRETE MILLING / SY									
401015P	2022Q1	22406	BURLINGTON	STATE	100	\$7.36	\$15.00	\$20.00	\$10.00
		22407	CUMBERLAND	STATE	100	\$10.00			\$10.00
		22408	ATLANTIC	STATE	100	\$0.01	\$0.01		\$10.00
		22407	CUMBERLAND	STATE	2,000	\$0.01			\$8.80
		22408	ATLANTIC	STATE	2,000	\$0.01	\$0.01		\$8.80

MICRO-MILLING / SY									
401017P	2022Q2	22130	CAPE MAY	NHP-0083 (300)	316	\$100.00			\$33.00
		22136	CAMDEN	NHP-0042 (306)	99,977	\$0.01	\$10.50		\$8.00

HOT MIX ASPHALT PAVEMENT REPAIR / SY									
401021M	2021Q4	21128	ATLANTIC	NHP-0030 (363)	100	\$250.00			\$150.00
	2022Q1	22407	CUMBERLAND	STATE	100	\$20.00			\$100.00

HISTORICAL BID PRICE LISTING
BY REGION

REGION: S

PAY ITEM	CALENDAR QUARTER	CONTRACT NUMBER	COUNTY LOCATION	PROJECT DESCRIPTION	BID QUANTITY	AWARD PRICE	SECOND BIDDER	THIRD BIDDER	ESTIMATE
HOT MIX ASPHALT PAVEMENT REPAIR / SY									
401021M	(cont)	22408	ATLANTIC	STATE	118	\$40.00	\$50.00		\$100.00
		22406	BURLINGTON	STATE	146	\$94.43	\$55.00	\$50.00	\$100.00
		22407	CUMBERLAND	STATE	1,500	\$2.00			\$55.00
		22408	ATLANTIC	STATE	1,500	\$2.00	\$0.01		\$55.00
	2022Q2	22109	CUMBERLAND	NHP-D00S (580)	200	\$150.00			\$80.00
		22111	BURLINGTON	NHP-0068 (301)	200	\$150.00			\$67.00
		22114	CAMDEN	NHP-0076 (207)	200	\$28.00	\$15.00	\$85.00	\$80.00
		22136	CAMDEN	NHP-0042 (306)	2,000	\$10.00	\$47.00		\$50.00
		22130	CAPE MAY	NHP-0083 (300)	3,000	\$150.00			\$55.00

SEALING OF CRACKS IN HOT MIX ASPHALT SUR / LF									
401024M	2021Q4	21128	ATLANTIC	NHP-0030 (363)	2,000	\$2.10			\$3.00
	2022Q1	22407	CUMBERLAND	STATE	2,250	\$2.00			\$1.10
		22408	ATLANTIC	STATE	2,250	\$2.00	\$0.01		\$1.10
	2022Q2	22114	CAMDEN	NHP-0076 (207)	500	\$4.00	\$5.00	\$4.00	\$2.00
		22109	CUMBERLAND	NHP-D00S (580)	1,000	\$4.50			\$2.00
		22136	CAMDEN	NHP-0042 (306)	1,000	\$5.00	\$7.25		\$3.00
		22111	BURLINGTON	NHP-0068 (301)	2,500	\$8.00			\$2.00
		22130	CAPE MAY	NHP-0083 (300)	2,500	\$4.50			\$2.00

POLYMERIZED JOINT ADHESIVE / LF									
401027M	2022Q1	22408	ATLANTIC	STATE	116,160	\$0.01	\$0.01		\$1.00
		22407	CUMBERLAND	STATE	200,000	\$0.01			\$0.42
		22408	ATLANTIC	STATE	200,000	\$0.01	\$0.01		\$0.42
		22406	BURLINGTON	STATE	253,176	\$0.20	\$0.23	\$0.36	\$1.00
		22407	CUMBERLAND	STATE	255,360	\$0.01			\$1.00
	2022Q2	22111	BURLINGTON	NHP-0068 (301)	1,900	\$2.40			\$1.00
		22124	CUMBERLAND	NHP-0555 (303)	3,050	\$0.50	\$2.50	\$3.70	\$2.00
		22114	CAMDEN	NHP-0076 (207)	3,065	\$3.00	\$0.01	\$5.00	\$3.00
		22136	CAMDEN	NHP-0042 (306)	203,785	\$5.50	\$0.25		\$1.00

HISTORICAL BID PRICE LISTING
 BY REGION

REGION: S

PAY ITEM	CALENDAR QUARTER	CONTRACT NUMBER	COUNTY LOCATION	PROJECT DESCRIPTION	BID QUANTITY	AWARD PRICE	SECOND BIDDER	THIRD BIDDER	ESTIMATE

TACK COAT / GAL									
401030M	2021Q4	21128	ATLANTIC	NHP-0030 (363)	35,100	\$3.15			\$2.00
	2022Q1	22408	ATLANTIC	STATE	21,011	\$0.01	\$0.01		\$1.00
		22407	CUMBERLAND	STATE	35,000	\$0.01			\$1.10
		22408	ATLANTIC	STATE	35,000	\$0.01	\$0.01		\$1.10
		22407	CUMBERLAND	STATE	35,791	\$0.01			\$1.00
		22406	BURLINGTON	STATE	43,428	\$0.01	\$0.01	\$0.01	\$1.00
	2022Q2	22114	CAMDEN	NHP-0076 (207)	68	\$15.00	\$0.01	\$0.01	\$5.00
		22136	CAMDEN	NHP-0042 (306)	200	\$20.00	\$4.25		\$6.00
		22124	CUMBERLAND	NHP-0555 (303)	560	\$1.00	\$5.50	\$10.25	\$2.00
		22103	BURLINGTON	NHP-0206 (333)	2,511	\$0.01	\$4.00	\$9.55	\$1.00
		22109	CUMBERLAND	NHP-D00S (580)	22,300	\$3.25			\$5.00
		22130	CAPE MAY	NHP-0083 (300)	44,650	\$3.30			\$3.00
		22111	BURLINGTON	NHP-0068 (301)	112,710	\$3.20			\$0.50

PRIME COAT / GAL									
401036M	2022Q2	22114	CAMDEN	NHP-0076 (207)	109	\$15.00	\$0.01	\$0.01	\$3.00
		22103	BURLINGTON	NHP-0206 (333)	2,111	\$0.01	\$0.01	\$0.01	\$1.00

HOT MIX ASPHALT 9.5 M 64 SURFACE COURSE / T									
401042M	2022Q1	22407	CUMBERLAND	STATE	2,000	\$180.00			\$92.00
		22408	ATLANTIC	STATE	2,000	\$180.00	\$150.00		\$92.00
		22406	BURLINGTON	STATE	11,277	\$92.89	\$98.00	\$100.00	\$95.00
		22407	CUMBERLAND	STATE	28,661	\$96.00			\$90.00
	2022Q2	22124	CUMBERLAND	NHP-0555 (303)	445	\$150.00	\$140.00	\$242.00	\$160.00

HOT MIX ASPHALT 9.5 ME SURFACE COURSE / T									
401049M	2022Q1	22407	CUMBERLAND	STATE	2,000	\$175.00			\$90.00
		22408	ATLANTIC	STATE	2,000	\$175.00	\$155.00		\$90.00
		22408	ATLANTIC	STATE	16,822	\$85.00	\$81.00		\$100.00

HISTORICAL BID PRICE LISTING
 BY REGION

REGION: S

PAY ITEM	CALENDAR QUARTER	CONTRACT NUMBER	COUNTY LOCATION	PROJECT DESCRIPTION	BID QUANTITY	AWARD PRICE	SECOND BIDDER	THIRD BIDDER	ESTIMATE

HOT MIX ASPHALT 12.5 M 64 SURFACE COURSE / T									
401054M	2022Q1	22407	CUMBERLAND	STATE	4,000	\$177.00			\$80.00
		22408	ATLANTIC	STATE	4,000	\$177.00	\$150.00		\$80.00
	2022Q2	22124	CUMBERLAND	NHP-0555 (303)	19	\$285.00	\$400.00	\$319.00	\$230.00
		22114	CAMDEN	NHP-0076 (207)	236	\$175.00	\$145.00	\$150.00	\$200.00
		22103	BURLINGTON	NHP-0206 (333)	3,181	\$115.00	\$115.00	\$125.00	\$110.00

HMA 12.5 M E SURFACE COURSE / T									
401061M	2022Q1	22407	CUMBERLAND	STATE	4,000	\$172.00			\$84.00
		22408	ATLANTIC	STATE	4,000	\$172.00	\$155.00		\$84.00
	2022Q2	22111	BURLINGTON	NHP-0068 (301)	832	\$233.40			\$206.00
		22136	CAMDEN	NHP-0042 (306)	1,590	\$150.00	\$175.00		\$142.00

HOT MIX ASPHALT 9.5 M 64 INTERMEDIATE CO / T									
401066M	2022Q2	22124	CUMBERLAND	NHP-0555 (303)	445	\$125.00	\$135.00	\$248.00	\$155.00

HOT MIX ASPHALT 12.5 M 64 INTERMEDIATE C / T									
401072M	2022Q1	22407	CUMBERLAND	STATE	1,000	\$100.00			\$79.00
		22408	ATLANTIC	STATE	1,000	\$100.00	\$115.00		\$79.00

HOT MIX ASPHALT 19 M 64 INTERMEDIATE COU / T									
401084M	2022Q2	22103	BURLINGTON	NHP-0206 (333)	2,976	\$105.00	\$120.00	\$150.00	\$100.00

HOT MIX ASPHALT 19 M 64 BASE COURSE / T									
401096M	2022Q2	22114	CAMDEN	NHP-0076 (207)	120	\$250.00	\$190.00	\$150.00	\$180.00

HOT MIX ASPHALT 25 M 64 BASE COURSE / T									
401099M	2022Q1	22407	CUMBERLAND	STATE	500	\$75.00			\$75.00

HISTORICAL BID PRICE LISTING
 BY REGION

REGION: S

PAY ITEM	CALENDAR QUARTER	CONTRACT NUMBER	COUNTY LOCATION	PROJECT DESCRIPTION	BID QUANTITY	AWARD PRICE	SECOND BIDDER	THIRD BIDDER	ESTIMATE
HOT MIX ASPHALT 25 M 64 BASE COURSE / T									
401099M	(cont)	22408	ATLANTIC	STATE	500	\$75.00	\$105.00		\$75.00
	2022Q2	22124	CUMBERLAND	NHP-0555 (303)	12	\$675.00	\$145.00	\$541.00	\$175.00
		22103	BURLINGTON	NHP-0206 (333)	2,787	\$105.00	\$120.00	\$150.00	\$97.00

HISTORICAL BID PRICE LISTING
 BY REGION

REGION: S

PAY ITEM	CALENDAR QUARTER	CONTRACT NUMBER	COUNTY LOCATION	PROJECT DESCRIPTION	BID QUANTITY	AWARD PRICE	SECOND BIDDER	THIRD BIDDER	ESTIMATE	
CORE SAMPLES, HOT MIX ASPHALT / U										
401108M	2022Q1	22408	ATLANTIC	STATE	70	\$0.01	\$0.01		\$110.00	
		22407	CUMBERLAND	STATE	120	\$10.00			\$100.00	
		22406	BURLINGTON	STATE	145	\$50.00	\$70.00	\$150.00	\$110.00	
		22407	CUMBERLAND	STATE	250	\$0.01			\$100.00	
		22408	ATLANTIC	STATE	250	\$0.01	\$0.01		\$100.00	
		2022Q2	22111	BURLINGTON	NHP-0068 (301)	10	\$300.00			\$839.00
			22114	CAMDEN	NHP-0076 (207)	15	\$50.00	\$200.00	\$500.00	\$160.00
			22124	CUMBERLAND	NHP-0555 (303)	15	\$200.00	\$105.00	\$261.00	\$176.00

HISTORICAL BID PRICE LISTING
 BY REGION

REGION: S

PAY ITEM -----	CALENDAR CONTRACT QUARTER NUMBER -----	COUNTY LOCATION -----	PROJECT DESCRIPTION -----	BID QUANTITY -----	AWARD PRICE -----	SECOND BIDDER -----	THIRD BIDDER -----	ESTIMATE -----
POLYMER MODIFIED TACK COAT / GAL								
403005M	2022Q2 22136	CAMDEN	NHP-0042(306)	68,150	\$0.01	\$6.94		\$5.00

HISTORICAL BID PRICE LISTING
 BY REGION

REGION: S

PAY ITEM	CALENDAR QUARTER	CONTRACT NUMBER	COUNTY LOCATION	PROJECT DESCRIPTION	BID QUANTITY	AWARD PRICE	SECOND BIDDER	THIRD BIDDER	ESTIMATE
STONE MATRIX ASPHALT 12.5 MM SURFACE COU / T									
404006M	2022Q1	22407	CUMBERLAND	STATE	1,500	\$195.00			\$120.00
		22408	ATLANTIC	STATE	1,500	\$195.00	\$175.00		\$120.00
		22406	BURLINGTON	STATE	35,328	\$108.39	\$123.50	\$112.55	\$116.00

HISTORICAL BID PRICE LISTING
BY REGION

REGION: S

PAY ITEM -----	CALENDAR QUARTER -----	CONTRACT NUMBER -----	COUNTY LOCATION -----	PROJECT DESCRIPTION -----	BID QUANTITY -----	AWARD PRICE -----	SECOND BIDDER -----	THIRD BIDDER -----	ESTIMATE -----
ULTRA-HPTO / T									
406010M	2022Q2	22136	CAMDEN	NHP-0042(306)	25,713	\$212.00	\$320.00		\$125.00

HISTORICAL BID PRICE LISTING
 BY REGION

REGION: S

PAY ITEM	CALENDAR QUARTER	CONTRACT NUMBER	COUNTY LOCATION	PROJECT DESCRIPTION	BID QUANTITY	AWARD PRICE	SECOND BIDDER	THIRD BIDDER	ESTIMATE

MICROPAVING JOINTS / LF									
421007M	2021Q4	21128	ATLANTIC	NHP-0030 (363)	3,000	\$3.90			\$5.00
	2022Q2	22111	BURLINGTON	NHP-0068 (301)	17,700	\$4.10			\$5.00
		22136	CAMDEN	NHP-0042 (306)	45,676	\$3.25	\$4.25		\$5.00
		22130	CAPE MAY	NHP-0083 (300)	59,690	\$4.10			\$5.00
		22109	CUMBERLAND	NHP-D00S (580)	87,008	\$4.10			\$4.00

SLURRY SEAL AGGREGATE, TYPE II / T									
421010M	2021Q4	21128	ATLANTIC	NHP-0030 (363)	1,908	\$114.63			\$150.00
	2022Q2	22109	CUMBERLAND	NHP-D00S (580)	1,500	\$113.89			\$170.00
		22130	CAPE MAY	NHP-0083 (300)	2,721	\$128.89			\$160.00
		22111	BURLINGTON	NHP-0068 (301)	3,645	\$121.79			\$121.00

SLURRY SEAL EMULSION / GAL									
421011M	2021Q4	21128	ATLANTIC	NHP-0030 (363)	56,384	\$10.47			\$14.00
	2022Q2	22109	CUMBERLAND	NHP-D00S (580)	44,500	\$10.76			\$18.00
		22130	CAPE MAY	NHP-0083 (300)	80,456	\$10.88			\$20.00
		22111	BURLINGTON	NHP-0068 (301)	108,308	\$11.09			\$12.00

HISTORICAL BID PRICE LISTING
 BY REGION

REGION: S

PAY ITEM	CALENDAR QUARTER	CONTRACT NUMBER	COUNTY LOCATION	PROJECT DESCRIPTION	BID QUANTITY	AWARD PRICE	SECOND BIDDER	THIRD BIDDER	ESTIMATE
FOG SEAL STRIP / LF									
422004M	2022Q1	22407	CUMBERLAND	STATE	5,000	\$0.01			\$1.00
		22408	ATLANTIC	STATE	5,000	\$1.50	\$1.00		\$1.00
		22408	ATLANTIC	STATE	21,591	\$1.00	\$1.00		\$1.50
		22407	CUMBERLAND	STATE	40,791	\$0.01			\$1.50
	2022Q2	22109	CUMBERLAND	NHP-D00S (580)	32,358	\$0.95			\$2.00

HISTORICAL BID PRICE LISTING
BY REGION

REGION: S

PAY ITEM	CALENDAR QUARTER	CONTRACT NUMBER	COUNTY LOCATION	PROJECT DESCRIPTION	BID QUANTITY	AWARD PRICE	SECOND BIDDER	THIRD BIDDER	ESTIMATE
PARTIAL DEPTH CONCRETE REPAIR, HOT APPL / SY									
452004M	2022Q2	22136	CAMDEN	NHP-0042(306)	914	\$1,200	\$2,500		\$1,200

HISTORICAL BID PRICE LISTING
 BY REGION

REGION: S

PAY ITEM	CALENDAR QUARTER	CONTRACT NUMBER	COUNTY LOCATION	PROJECT DESCRIPTION	BID QUANTITY	AWARD PRICE	SECOND BIDDER	THIRD BIDDER	ESTIMATE

FULL DEPTH CONCRETE PAVEMENT REPAIR, HMA / SY									
453006M	2022Q1	22406	BURLINGTON	STATE	100	\$112.14	\$50.00	\$200.00	\$200.00
		22408	ATLANTIC	STATE	100	\$40.00	\$50.00		\$200.00
		22407	CUMBERLAND	STATE	244	\$25.00			\$200.00
		22407	CUMBERLAND	STATE	375	\$0.75			\$132.00
		22408	ATLANTIC	STATE	375	\$0.75	\$0.01		\$132.00
	2022Q2	22114	CAMDEN	NHP-0076 (207)	50	\$175.00	\$25.00	\$100.00	\$180.00
		22109	CUMBERLAND	NHP-D00S (580)	200	\$160.00			\$150.00
		22111	BURLINGTON	NHP-0068 (301)	300	\$153.00			\$127.00
		22130	CAPE MAY	NHP-0083 (300)	400	\$100.00			\$170.00

FULL DEPTH CONCRETE PAVEMENT REPAIR, PRE / SY									
453013M	2022Q2	22136	CAMDEN	NHP-0042 (306)	2,193	\$1,500	\$1,050		\$600.00

HISTORICAL BID PRICE LISTING
 BY REGION

REGION: S

PAY ITEM	CALENDAR QUARTER	CONTRACT NUMBER	COUNTY LOCATION	PROJECT DESCRIPTION	BID QUANTITY	AWARD PRICE	SECOND BIDDER	THIRD BIDDER	ESTIMATE
CLEANING AND SEALING JOINTS AND CRACKS I / LF									
456006M	2022Q2	22136	CAMDEN	NHP-0042(306)	495	\$15.00	\$13.50		\$7.00

HISTORICAL BID PRICE LISTING
 BY REGION

REGION: S

PAY ITEM	CALENDAR QUARTER	CONTRACT NUMBER	COUNTY LOCATION	PROJECT DESCRIPTION	BID QUANTITY	AWARD PRICE	SECOND BIDDER	THIRD BIDDER	ESTIMATE

TEMPORARY SHEETING / SF									
501003P	2022Q2	22124	CUMBERLAND	NHP-0555 (303)	480	\$1.00	\$55.00	\$122.00	\$55.00
		22103	BURLINGTON	NHP-0206 (333)	602	\$0.01	\$75.00	\$0.01	\$60.00
		22103	BURLINGTON	NHP-0206 (333)	705	\$0.01	\$1.00	\$0.01	\$55.00
		22103	BURLINGTON	NHP-0206 (333)	2,454	\$0.01	\$75.00	\$0.01	\$25.00
		22114	CAMDEN	NHP-0076 (207)	2,560	\$1.00	\$0.01	\$1.00	\$60.00

PERMANENT SHEETING / SF									
501006P	2022Q2	22114	CAMDEN	NHP-0076 (207)	2,933	\$8.00	\$59.00	\$74.00	\$100.00

HISTORICAL BID PRICE LISTING
 BY REGION

REGION: S

PAY ITEM	CALENDAR QUARTER	CONTRACT NUMBER	COUNTY LOCATION	PROJECT DESCRIPTION	BID QUANTITY	AWARD PRICE	SECOND BIDDER	THIRD BIDDER	ESTIMATE
REINFORCEMENT STEEL, EPOXY-COATED / LB									
504006P	2022Q2	22124	CUMBERLAND	NHP-0555 (303)	201,075	\$2.25	\$2.05	\$2.55	\$3.00

CONCRETE FOOTING / CY									
504015P	2022Q2	22125	BURLINGTON	NHP-D00S (589)	2	\$3,700	\$3,800	\$7,400	\$1,000
		22124	CUMBERLAND	NHP-0555 (303)	45	\$1,800	\$1,500	\$2,230	\$650.00

CONCRETE WING WALL / CY									
504018P	2022Q2	22124	CUMBERLAND	NHP-0555 (303)	10	\$9,500	\$3,400	\$12,600	\$2,800

CONCRETE ABUTMENT WALL / CY									
504024P	2022Q2	22124	CUMBERLAND	NHP-0555 (303)	71	\$3,800	\$1,650	\$4,250	\$1,150

CONCRETE PIER COLUMN AND CAP / CY									
504027P	2022Q2	22124	CUMBERLAND	NHP-0555 (303)	21	\$3,100	\$4,000	\$5,930	\$2,100

EPOXY WATERPROOFING / SY									
504036P	2021Q4	20460	CAMDEN	NHP-D00S (455)	1,808	\$30.00	\$30.00	\$38.00	\$60.00
		21475	ATLANTIC	NHP-0052 (302)	15,000	\$54.00	\$55.00	\$75.00	\$45.00
	2022Q2	22124	CUMBERLAND	NHP-0555 (303)	86	\$135.00	\$97.50	\$63.75	\$115.00

CONCRETE PYLON / LF									
504053P	2022Q2	22125	BURLINGTON	NHP-D00S (589)	4	\$3,800	\$2,000	\$3,050	\$1,500

HISTORICAL BID PRICE LISTING
 BY REGION

REGION: S

PAY ITEM	CALENDAR QUARTER	CONTRACT NUMBER	COUNTY LOCATION	PROJECT DESCRIPTION	BID QUANTITY	AWARD PRICE	SECOND BIDDER	THIRD BIDDER	ESTIMATE
STRUCTURAL STEEL / LS									
506003P	2022Q2	22124	CUMBERLAND	NHP-0555 (303)	1	\$3,077,000	\$2,341,000	\$2,464,600	\$2,000,000
REINFORCED ELASTOMERIC BEARING ASSEMBLY / U									
506006P	2022Q2	22124	CUMBERLAND	NHP-0555 (303)	27	\$5,000	\$5,000	\$4,080	\$2,500
SHEAR CONNECTOR / U									
506012P	2022Q2	22124	CUMBERLAND	NHP-0555 (303)	6,642	\$5.00	\$1.00	\$7.60	\$5.00
LUBRICATE BEARING / U									
506013P	2021Q4	20460 21475	CAMDEN ATLANTIC	NHP-D00S (455) NHP-0052 (302)	284 3,000	\$30.00 \$62.00	\$30.00 \$50.00	\$23.00 \$275.00	\$150.00 \$100.00

HISTORICAL BID PRICE LISTING
 BY REGION

REGION: S

PAY ITEM	CALENDAR QUARTER	CONTRACT NUMBER	COUNTY LOCATION	PROJECT DESCRIPTION	BID QUANTITY	AWARD PRICE	SECOND BIDDER	THIRD BIDDER	ESTIMATE
STRIP SEAL EXPANSION JOINT ASSEMBLY / LF									
507015P	2022Q2	22124	CUMBERLAND	NHP-0555 (303)	124	\$725.00	\$750.00	\$797.00	\$350.00

CONCRETE BRIDGE DECK, HPC / CY									
507024P	2022Q2	22124	CUMBERLAND	NHP-0555 (303)	421	\$1,100	\$1,450	\$1,260	\$1,125

DATE PANEL / U									
507027M	2022Q2	22125	BURLINGTON	NHP-D00S (589)	1	\$500	\$2,500	\$750	\$2,000
		22125	BURLINGTON	NHP-D00S (589)	1	\$500	\$2,500	\$750	\$2,000
		22124	CUMBERLAND	NHP-0555 (303)	2	\$1,800	\$450	\$557	\$2,500

CONCRETE BRIDGE SIDEWALK / CY									
507030P	2022Q2	22125	BURLINGTON	NHP-D00S (589)	3	\$4,900	\$2,500	\$7,500	\$2,000
		22125	BURLINGTON	NHP-D00S (589)	3	\$4,900	\$2,500	\$7,500	\$2,000
		22125	BURLINGTON	NHP-D00S (589)	6	\$2,700	\$2,500	\$5,350	\$2,000

CONCRETE BRIDGE SIDEWALK, HPC / CY									
507033P	2022Q2	22124	CUMBERLAND	NHP-0555 (303)	84	\$600	\$1,300	\$1,050	\$1,000

CONCRETE BRIDGE PARAPET / LF									
507036P	2022Q2	22125	BURLINGTON	NHP-D00S (589)	13	\$1,200	\$1,250	\$2,850	\$1,200

BARRIER PARAPET MODIFICATIONS / LF									
507037P	2022Q2	22125	BURLINGTON	NHP-D00S (589)	13	\$1,300	\$1,250	\$2,850	\$1,500
		22125	BURLINGTON	NHP-D00S (589)	26	\$1,300	\$1,250	\$2,150	\$1,500
		22125	BURLINGTON	NHP-D00S (589)	26	\$1,300	\$1,250	\$2,150	\$1,500
		22125	BURLINGTON	NHP-D00S (589)	55	\$1,000	\$1,250	\$2,050	\$1,500

HISTORICAL BID PRICE LISTING
 BY REGION

REGION: S

PAY ITEM	CALENDAR QUARTER	CONTRACT NUMBER	COUNTY LOCATION	PROJECT DESCRIPTION	BID QUANTITY	AWARD PRICE	SECOND BIDDER	THIRD BIDDER	ESTIMATE
BARRIER PARAPET MODIFICATIONS / LF									
507037P	(cont)	22125	BURLINGTON	NHP-D00S (589)	62	\$875	\$1,250	\$1,900	\$1,500

CONCRETE BRIDGE PARAPET, HPC / LF									
507039P	2022Q2	22124	CUMBERLAND	NHP-0555 (303)	480	\$280.00	\$175.00	\$296.00	\$500.00

CONCRETE SLEEPER SLAB / CY									
507050M	2022Q2	22124	CUMBERLAND	NHP-0555 (303)	72	\$1,400	\$1,100	\$1,300	\$900.00

CONCRETE BRIDGE RELIEF SLAB / SY									
507054P	2022Q2	22124	CUMBERLAND	NHP-0555 (303)	156	\$600.00	\$550.00	\$443.00	\$600.00

HISTORICAL BID PRICE LISTING
BY REGION

REGION: S

PAY ITEM	CALENDAR CONTRACT QUARTER NUMBER	COUNTY LOCATION	PROJECT DESCRIPTION	BID QUANTITY	AWARD PRICE	SECOND BIDDER	THIRD BIDDER	ESTIMATE
CLEAN EXISTING SCUPPERS AND PIPES / U								
508005M	2021Q4 21475	ATLANTIC	NHP-0052(302)	600	\$58.00	\$300.00	\$700.00	\$300.00

HISTORICAL BID PRICE LISTING
 BY REGION

REGION: S

PAY ITEM	CALENDAR QUARTER	CONTRACT NUMBER	COUNTY LOCATION	PROJECT DESCRIPTION	BID QUANTITY	AWARD PRICE	SECOND BIDDER	THIRD BIDDER	ESTIMATE
-----	-----	-----	-----	-----	-----	-----	-----	-----	-----
CHAIN-LINK FENCE, TYPE IV / LF									
509083P	2022Q2	22124	CUMBERLAND	NHP-0555(303)	460	\$185.00	\$285.00	\$365.00	\$400.00

HISTORICAL BID PRICE LISTING
 BY REGION

REGION: S

PAY ITEM	CALENDAR QUARTER	CONTRACT NUMBER	COUNTY LOCATION	PROJECT DESCRIPTION	BID QUANTITY	AWARD PRICE	SECOND BIDDER	THIRD BIDDER	ESTIMATE
BRIDGE COMB RAILING (1 RAIL, STEEL) / LF									
509150P	2021Q4	21475	ATLANTIC	NHP-0052(302)	50	\$325.00	\$300.00	\$300.00	\$200.00
	2022Q2	22124	CUMBERLAND	NHP-0555(303)	460	\$165.00	\$165.00	\$235.00	\$300.00

HISTORICAL BID PRICE LISTING
 BY REGION

REGION: S

PAY ITEM -----	CALENDAR QUARTER -----	CONTRACT NUMBER -----	COUNTY LOCATION -----	PROJECT DESCRIPTION -----	BID QUANTITY -----	AWARD PRICE -----	SECOND BIDDER -----	THIRD BIDDER -----	ESTIMATE -----
TIMBER WALE / CF									
510009P	2021Q4	21475	ATLANTIC	NHP-0052 (302)	350	\$200.00	\$150.00	\$575.00	\$250.00

HISTORICAL BID PRICE LISTING
 BY REGION

REGION: S

PAY ITEM	CALENDAR QUARTER	CONTRACT NUMBER	COUNTY LOCATION	PROJECT DESCRIPTION	BID QUANTITY	AWARD PRICE	SECOND BIDDER	THIRD BIDDER	ESTIMATE
TIDE CLEARANCE GAUGE / U									
511019M	2021Q4	21475	ATLANTIC	NHP-0052 (302)	28	\$2,350	\$1,200	\$9,000	\$2,000

HISTORICAL BID PRICE LISTING
 BY REGION

REGION: S

PAY ITEM	CALENDAR QUARTER	CONTRACT NUMBER	COUNTY LOCATION	PROJECT DESCRIPTION	BID QUANTITY	AWARD PRICE	SECOND BIDDER	THIRD BIDDER	ESTIMATE
LANDSCAPE RETAINING WALL / SF									
513015P	2022Q2	22103	BURLINGTON	NHP-0206(333)	208	\$175.00	\$110.00	\$150.00	\$250.00
		22103	BURLINGTON	NHP-0206(333)	231	\$175.00	\$96.00	\$150.00	\$250.00
		22103	BURLINGTON	NHP-0206(333)	957	\$175.00	\$84.00	\$150.00	\$200.00

HISTORICAL BID PRICE LISTING
 BY REGION

REGION: S

PAY ITEM	CALENDAR QUARTER	CONTRACT NUMBER	COUNTY LOCATION	PROJECT DESCRIPTION	BID QUANTITY	AWARD PRICE	SECOND BIDDER	THIRD BIDDER	ESTIMATE
CONCRETE DECK REPAIR, TYPE A / SF									
551003M	2021Q4	21475	ATLANTIC	NHP-0052 (302)	1,000	\$44.00	\$55.00	\$100.00	\$75.00
CONCRETE DECK REPAIR, TYPE B / SF									
551006M	2021Q4	21475	ATLANTIC	NHP-0052 (302)	10,000	\$90.00	\$65.00	\$150.00	\$93.00
CONCRETE DECK REPAIR, TYPE C / SF									
551009M	2021Q4	21475	ATLANTIC	NHP-0052 (302)	100	\$165.00	\$150.00	\$450.00	\$150.00
HEADER RECONSTRUCTION / LF									
551021M	2022Q2	22125	BURLINGTON	NHP-D00S (589)	4	\$3,800	\$1,250	\$8,000	\$1,500
		22125	BURLINGTON	NHP-D00S (589)	6	\$2,100	\$1,250	\$5,350	\$1,500

HISTORICAL BID PRICE LISTING
 BY REGION

REGION: S

PAY ITEM	CALENDAR QUARTER	CONTRACT NUMBER	COUNTY LOCATION	PROJECT DESCRIPTION	BID QUANTITY	AWARD PRICE	SECOND BIDDER	THIRD BIDDER	ESTIMATE
PRESSURE INJECTION, CONCRETE CRACKS / LF									
552003M	2021Q4	21475	ATLANTIC	NHP-0052 (302)	2,000	\$40.00	\$40.00	\$125.00	\$125.00
	2022Q2	22124	CUMBERLAND	NHP-0555 (303)	10	\$350.00	\$430.00	\$471.00	\$125.00

HISTORICAL BID PRICE LISTING
 BY REGION

REGION: S

PAY ITEM	CALENDAR QUARTER	CONTRACT NUMBER	COUNTY LOCATION	PROJECT DESCRIPTION	BID QUANTITY	AWARD PRICE	SECOND BIDDER	THIRD BIDDER	ESTIMATE
NEAR-WHITE BLAST CLEANING AND PAINTING / LS									
554009P	2021Q4	21475	ATLANTIC	NHP-0052 (302)	1	\$9,400,500	\$8,815,000	\$9,000,000	\$8,450,000
		21475	ATLANTIC	NHP-0052 (302)	1	\$1,650,000	\$1,490,000	\$2,100,000	\$2,036,000
		21475	ATLANTIC	NHP-0052 (302)	1	\$1,790,000	\$1,493,000	\$2,200,000	\$2,040,000
		21475	ATLANTIC	NHP-0052 (302)	1	\$2,080,000	\$2,015,000	\$4,500,000	\$3,712,000

HISTORICAL BID PRICE LISTING
 BY REGION

REGION: S

PAY ITEM	CALENDAR QUARTER	CONTRACT NUMBER	COUNTY LOCATION	PROJECT DESCRIPTION	BID QUANTITY	AWARD PRICE	SECOND BIDDER	THIRD BIDDER	ESTIMATE
-----	-----	-----	-----	-----	-----	-----	-----	-----	-----
SUBSTRUCTURE CONCRETE REPAIR / SF									
555003M	2021Q4	20460	CAMDEN	NHP-D00S (455)	400	\$50.00	\$50.00	\$80.00	\$350.00
		21475	ATLANTIC	NHP-0052 (302)	5,000	\$110.00	\$300.00	\$325.00	\$250.00
	2022Q2	22124	CUMBERLAND	NHP-0555 (303)	225	\$500.00	\$675.00	\$463.00	\$1,000

HISTORICAL BID PRICE LISTING
 BY REGION

REGION: S

PAY ITEM	CALENDAR QUARTER	CONTRACT NUMBER	COUNTY LOCATION	PROJECT DESCRIPTION	BID QUANTITY	AWARD PRICE	SECOND BIDDER	THIRD BIDDER	ESTIMATE

15" REINFORCED CONCRETE PIPE / LF									
601122P	2022Q2	22103	BURLINGTON	NHP-0206(333)	2,443	\$85.00	\$100.00	\$120.00	\$50.00

18" REINFORCED CONCRETE PIPE / LF									
601124P	2022Q2	22103	BURLINGTON	NHP-0206(333)	1,463	\$86.00	\$110.00	\$130.00	\$70.00

24" REINFORCED CONCRETE PIPE / LF									
601128P	2022Q2	22103	BURLINGTON	NHP-0206(333)	831	\$110.00	\$120.00	\$140.00	\$105.00

30" REINFORCED CONCRETE PIPE / LF									
601132P	2022Q2	22103	BURLINGTON	NHP-0206(333)	172	\$150.00	\$135.00	\$175.00	\$140.00

18" REINFORCED CONCRETE PIPE, CLASS IV / LF									
601160P	2022Q2	22103	BURLINGTON	NHP-0206(333)	96	\$95.00	\$124.00	\$150.00	\$150.00

24" REINFORCED CONCRETE PIPE, CLASS IV / LF									
601164P	2022Q2	22103	BURLINGTON	NHP-0206(333)	74	\$135.51	\$125.00	\$160.00	\$74.00

HISTORICAL BID PRICE LISTING
 BY REGION

REGION: S

PAY ITEM	CALENDAR QUARTER	CONTRACT NUMBER	COUNTY LOCATION	PROJECT DESCRIPTION	BID QUANTITY	AWARD PRICE	SECOND BIDDER	THIRD BIDDER	ESTIMATE

18" REINFORCED CONCRETE END SECTION / U									
601372M	2022Q2	22103	BURLINGTON	NHP-0206(333)	1	\$1,800	\$2,028	\$3,000	\$1,500

24" REINFORCED CONCRETE END SECTION / U									
601376M	2022Q2	22103	BURLINGTON	NHP-0206(333)	2	\$2,000	\$3,010	\$4,000	\$2,500

HISTORICAL BID PRICE LISTING
 BY REGION

REGION: S

PAY ITEM	CALENDAR QUARTER	CONTRACT NUMBER	COUNTY LOCATION	PROJECT DESCRIPTION	BID QUANTITY	AWARD PRICE	SECOND BIDDER	THIRD BIDDER	ESTIMATE
-----	-----	-----	-----	-----	-----	-----	-----	-----	-----
8" PERFORATED HD POLYETHYLENE PIPE / LF									
601419P	2022Q2	22124	CUMBERLAND	NHP-0555(303)	200	\$75.00	\$60.00	\$40.75	\$60.00

HISTORICAL BID PRICE LISTING
 BY REGION

REGION: S

PAY ITEM	CALENDAR QUARTER	CONTRACT NUMBER	COUNTY LOCATION	PROJECT DESCRIPTION	BID QUANTITY	AWARD PRICE	SECOND BIDDER	THIRD BIDDER	ESTIMATE
CLEANING EXISTING PIPE, 12" TO 24" DIAME / LF									
601670M	2022Q1	22406	BURLINGTON	STATE	500	\$7.75	\$8.00	\$8.50	\$30.00
		22407	CUMBERLAND	STATE	500	\$10.00			\$30.00
		22408	ATLANTIC	STATE	500	\$10.00	\$5.00		\$30.00
	2022Q2	22103	BURLINGTON	NHP-0206(333)	400	\$12.50	\$12.00	\$10.00	\$20.00

HISTORICAL BID PRICE LISTING
 BY REGION

REGION: S

PAY ITEM	CALENDAR QUARTER	CONTRACT NUMBER	COUNTY LOCATION	PROJECT DESCRIPTION	BID QUANTITY	AWARD PRICE	SECOND BIDDER	THIRD BIDDER	ESTIMATE
CONCRETE HEADWALL / CY									
602006P	2022Q2	22103	BURLINGTON	NHP-0206(333)	4	\$1,500	\$1,055	\$1,400	\$1,500

INLET, TYPE B / U									
602012M	2022Q2	22103	BURLINGTON	NHP-0206(333)	40	\$5,000	\$5,200	\$8,000	\$8,000

INLET, TYPE DOUBLE B / U									
602013M	2022Q2	22103	BURLINGTON	NHP-0206(333)	13	\$7,900	\$9,160	\$11,000	\$5,000

INLET, TYPE E / U									
602018M	2022Q2	22103	BURLINGTON	NHP-0206(333)	22	\$5,000	\$5,200	\$8,000	\$5,000

INLET, TYPE DOUBLE E / U									
602019M	2022Q2	22103	BURLINGTON	NHP-0206(333)	7	\$7,000	\$8,450	\$11,000	\$5,000

INLET, TYPE B-2 / U									
602027M	2022Q2	22103	BURLINGTON	NHP-0206(333)	1	\$5,500	\$6,918	\$15,000	\$7,500

STORM DRAIN MARKER / U									
602031M	2022Q1	22408	ATLANTIC	STATE	4	\$25.00	\$25.00		\$35.00
		22406	BURLINGTON	STATE	10	\$13.95	\$25.00	\$150.00	\$35.00
		22407	CUMBERLAND	STATE	10	\$50.00			\$35.00

INLET, TYPE B MODIFIED / U									
602045M	2022Q2	22125	BURLINGTON	NHP-D00S(589)	1	\$8,000	\$9,500	\$8,650	\$5,500

HISTORICAL BID PRICE LISTING
 BY REGION

REGION: S

PAY ITEM	CALENDAR QUARTER	CONTRACT NUMBER	COUNTY LOCATION	PROJECT DESCRIPTION	BID QUANTITY	AWARD PRICE	SECOND BIDDER	THIRD BIDDER	ESTIMATE

MANHOLE, 4' DIAMETER / U									
602054M	2022Q2	22103	BURLINGTON	NHP-0206(333)	5	\$5,500	\$6,470	\$8,000	\$4,036

INLET, TYPE B, USING EXISTING CASTING / U									
602066M	2022Q2	22136	CAMDEN	NHP-0042(306)	1	\$2,000	\$3,200		\$1,400

RESET EXISTING CASTING / U									
602099M	2021Q4	21128	ATLANTIC	NHP-0030(363)	1	\$2,000			\$1,100
	2022Q1	22406	BURLINGTON	STATE	5	\$550.00	\$275.00	\$500.00	\$600.00
		22407	CUMBERLAND	STATE	5	\$75.00			\$600.00
		22408	ATLANTIC	STATE	5	\$100.00	\$0.01		\$600.00
		22407	CUMBERLAND	STATE	25	\$0.01			\$825.00
		22408	ATLANTIC	STATE	25	\$0.01	\$0.01		\$825.00

HISTORICAL BID PRICE LISTING
 BY REGION

REGION: S

PAY ITEM	CALENDAR QUARTER	CONTRACT NUMBER	COUNTY LOCATION	PROJECT DESCRIPTION	BID QUANTITY	AWARD PRICE	SECOND BIDDER	THIRD BIDDER	ESTIMATE

SET INLET TYPE A, CASTING / U									
602102M	2022Q1	22408	ATLANTIC	STATE	2	\$750.00	\$500.00		\$1,200
		22407	CUMBERLAND	STATE	3	\$250.00			\$1,200
		22406	BURLINGTON	STATE	6	\$650.00	\$800.00	\$655.00	\$1,200
		22407	CUMBERLAND	STATE	20	\$0.01			\$825.00
		22408	ATLANTIC	STATE	20	\$0.01	\$0.01		\$825.00

SET INLET TYPE B, CASTING / U									
602105M	2022Q1	22408	ATLANTIC	STATE	12	\$750	\$2,000		\$1,600
		22407	CUMBERLAND	STATE	20	\$0.01			\$1,430
		22408	ATLANTIC	STATE	20	\$0.01	\$0.01		\$1,430
		22407	CUMBERLAND	STATE	44	\$1,000			\$1,600
		22406	BURLINGTON	STATE	86	\$1,500	\$1,300	\$920	\$1,600
	2022Q2	22103	BURLINGTON	NHP-0206(333)	1	\$1,250	\$2,132	\$2,000	\$1,700

SET INLET TYPE E, CASTING / U									
602108M	2022Q1	22407	CUMBERLAND	STATE	5	\$1,000			\$1,700
		22406	BURLINGTON	STATE	7	\$650	\$1,400	\$965	\$1,700
		22408	ATLANTIC	STATE	8	\$750	\$2,000		\$1,700
		22407	CUMBERLAND	STATE	20	\$0.01			\$1,760
		22408	ATLANTIC	STATE	20	\$0.01	\$0.01		\$1,760

SET INLET TYPE ES, CASTING / U									
602111M	2022Q1	22408	ATLANTIC	STATE	2	\$750.00	\$500.00		\$4,000
		22406	BURLINGTON	STATE	3	\$2,625	\$3,200	\$965	\$4,000
		22407	CUMBERLAND	STATE	4	\$2,000			\$4,000
		22407	CUMBERLAND	STATE	5	\$0.01			\$2,310
		22408	ATLANTIC	STATE	5	\$0.01	\$0.01		\$2,310

SET MANHOLE CASTING / U									
602114M	2022Q1	22407	CUMBERLAND	STATE	2	\$250.00			\$900.00

HISTORICAL BID PRICE LISTING
 BY REGION

REGION: S

PAY ITEM	CALENDAR QUARTER	CONTRACT NUMBER	COUNTY LOCATION	PROJECT DESCRIPTION	BID QUANTITY	AWARD PRICE	SECOND BIDDER	THIRD BIDDER	ESTIMATE

SET MANHOLE CASTING / U									
602114M	(cont)	22408	ATLANTIC	STATE	6	\$400.00	\$500.00		\$900.00
		22407	CUMBERLAND	STATE	10	\$0.01			\$990.00
		22408	ATLANTIC	STATE	10	\$0.01	\$0.01		\$990.00
		22406	BURLINGTON	STATE	15	\$900.00	\$950.00	\$615.00	\$900.00

SET SQUARE FRAMED MANHOLE CASTING, CIRCU / U									
602117M	2022Q1	22407	CUMBERLAND	STATE	2	\$500.00			\$1,500
		22408	ATLANTIC	STATE	2	\$1,000	\$500		\$1,500
		22406	BURLINGTON	STATE	3	\$1,600	\$1,850	\$615	\$1,500
	2022Q2	22103	BURLINGTON	NHP-0206(333)	1	\$1,800	\$2,310	\$4,000	\$2,050

RECONSTRUCTED INLET, TYPE A, USING EXIST / U									
602120M	2022Q1	22407	CUMBERLAND	STATE	5	\$0.01			\$800.00
		22408	ATLANTIC	STATE	5	\$0.01	\$0.01		\$800.00

RECONSTRUCTED INLET, TYPE B, USING EXIST / U									
602123M	2022Q1	22407	CUMBERLAND	STATE	5	\$0.01			\$1,000
		22408	ATLANTIC	STATE	5	\$0.01	\$0.01		\$1,000
	2022Q2	22103	BURLINGTON	NHP-0206(333)	1	\$1,000	\$2,155	\$1,500	\$950.00

RECONSTRUCTED INLET, TYPE E, USING EXIST / U									
602129M	2022Q1	22407	CUMBERLAND	STATE	5	\$0.01			\$1,600
		22408	ATLANTIC	STATE	5	\$0.01	\$0.01		\$1,600

RECONSTRUCTED INLET, TYPE A, USING NEW C / U									
602150M	2022Q1	22406	BURLINGTON	STATE	2	\$1,700	\$950	\$1,135	\$1,800

HISTORICAL BID PRICE LISTING
 BY REGION

REGION: S

PAY ITEM	CALENDAR QUARTER	CONTRACT NUMBER	COUNTY LOCATION	PROJECT DESCRIPTION	BID QUANTITY	AWARD PRICE	SECOND BIDDER	THIRD BIDDER	ESTIMATE

RECONSTRUCTED INLET, TYPE A, USING NEW C / U									
602150M	(cont)	22408	ATLANTIC	STATE	2	\$500.00	\$600.00		\$1,800
		22407	CUMBERLAND	STATE	5	\$2,000			\$1,800
		22407	CUMBERLAND	STATE	10	\$0.01			\$1,100
		22408	ATLANTIC	STATE	10	\$0.01	\$0.01		\$1,100

RECONSTRUCTED INLET, TYPE B, USING NEW C / U									
602153M	2022Q1	22408	ATLANTIC	STATE	3	\$500.00	\$900.00		\$2,000
		22406	BURLINGTON	STATE	11	\$2,130	\$1,450	\$1,401	\$2,000
		22407	CUMBERLAND	STATE	20	\$0.01			\$1,600
		22408	ATLANTIC	STATE	20	\$0.01	\$0.01		\$1,600
		22407	CUMBERLAND	STATE	40	\$2,000			\$2,000

RECONSTRUCTED INLET, TYPE E, USING NEW C / U									
602159M	2022Q1	22406	BURLINGTON	STATE	2	\$2,250	\$1,400	\$1,450	\$2,300
		22408	ATLANTIC	STATE	2	\$500.00	\$600.00		\$2,300
		22407	CUMBERLAND	STATE	3	\$2,000			\$2,300
		22407	CUMBERLAND	STATE	10	\$0.01			\$1,650
		22408	ATLANTIC	STATE	10	\$0.01	\$0.01		\$1,650
	2022Q2	22103	BURLINGTON	NHP-0206(333)	1	\$1,700	\$3,305	\$2,000	\$2,500

RECONSTRUCTED INLET, TYPE ES, USING NEW / U									
602160M	2022Q1	22407	CUMBERLAND	STATE	12	\$4,000			\$4,500

RECONSTRUCTED MANHOLE, USING EXISTING CA / U									
602180M	2022Q1	22407	CUMBERLAND	STATE	5	\$0.01			\$2,200
		22408	ATLANTIC	STATE	5	\$0.01	\$0.01		\$2,200

RECONSTRUCTED MANHOLE, USING NEW CASTING / U									
602183M	2022Q1	22406	BURLINGTON	STATE	2	\$2,400	\$1,000	\$995	\$2,000

HISTORICAL BID PRICE LISTING
 BY REGION

REGION: S

PAY ITEM	CALENDAR QUARTER	CONTRACT NUMBER	COUNTY LOCATION	PROJECT DESCRIPTION	BID QUANTITY	AWARD PRICE	SECOND BIDDER	THIRD BIDDER	ESTIMATE
RECONSTRUCTED MANHOLE, USING NEW CASTING / U									
602183M	(cont)	22407	CUMBERLAND	STATE	2	\$500.00			\$2,000
		22408	ATLANTIC	STATE	2	\$500.00	\$500.00		\$2,000
		22407	CUMBERLAND	STATE	5	\$0.01			\$1,540
		22408	ATLANTIC	STATE	5	\$0.01	\$0.01		\$1,540

HISTORICAL BID PRICE LISTING
 BY REGION

REGION: S

PAY ITEM	CALENDAR QUARTER	CONTRACT NUMBER	COUNTY LOCATION	PROJECT DESCRIPTION	BID QUANTITY	AWARD PRICE	SECOND BIDDER	THIRD BIDDER	ESTIMATE
BICYCLE SAFE GRATE / U									
602210M	2022Q1	22408	ATLANTIC	STATE	5	\$100.00	\$350.00		\$400.00
		22407	CUMBERLAND	STATE	8	\$250.00			\$400.00
		22406	BURLINGTON	STATE	18	\$400.00	\$325.00	\$365.00	\$400.00
		22407	CUMBERLAND	STATE	100	\$10.00			\$275.00
		22408	ATLANTIC	STATE	100	\$10.00	\$10.00		\$275.00
	2022Q2	22111	BURLINGTON	NHP-0068 (301)	1	\$1,500			\$501.00
		22136	CAMDEN	NHP-0042 (306)	1	\$500.00	\$475.00		\$1,200

CURB PIECE / U									
602213M	2022Q1	22408	ATLANTIC	STATE	7	\$100.00	\$350.00		\$450.00
		22406	BURLINGTON	STATE	11	\$400.00	\$485.00	\$345.00	\$450.00
		22407	CUMBERLAND	STATE	14	\$250.00			\$450.00
		22407	CUMBERLAND	STATE	125	\$10.00			\$275.00
		22408	ATLANTIC	STATE	125	\$10.00	\$10.00		\$275.00
	2022Q2	22124	CUMBERLAND	NHP-0555 (303)	1	\$500.00	\$875.00	\$550.00	\$600.00
		22130	CAPE MAY	NHP-0083 (300)	1	\$3,000			\$515.00
		22125	BURLINGTON	NHP-D00S (589)	25	\$475	\$750	\$1,400	\$385.00
		22136	CAMDEN	NHP-0042 (306)	40	\$350.00	\$750.00		\$520.00

CLEANING DRAINAGE STRUCTURE / U									
602216M	2022Q1	22407	CUMBERLAND	STATE	4	\$250.00			\$400.00
		22408	ATLANTIC	STATE	4	\$50.00	\$350.00		\$400.00
		22406	BURLINGTON	STATE	7	\$400.00	\$550.00	\$475.00	\$400.00
		22407	CUMBERLAND	STATE	50	\$5.00			\$375.00
		22408	ATLANTIC	STATE	50	\$5.00	\$10.00		\$375.00

OUTLET CONTROL STRUCTURE / U									
602223M	2022Q2	22103	BURLINGTON	NHP-0206 (333)	3	\$12,500	\$7,565	\$20,000	\$9,392

HISTORICAL BID PRICE LISTING
 BY REGION

REGION: S

PAY ITEM	CALENDAR QUARTER	CONTRACT NUMBER	COUNTY LOCATION	PROJECT DESCRIPTION	BID QUANTITY	AWARD PRICE	SECOND BIDDER	THIRD BIDDER	ESTIMATE
-----	-----	-----	-----	-----	-----	-----	-----	-----	-----
RIPRAP STONE CHANNEL PROTECTION, 12" TH / SY									
603036P	2022Q2	22103	BURLINGTON	NHP-0206(333)	119	\$55.00	\$41.00	\$150.00	\$200.00

HISTORICAL BID PRICE LISTING
 BY REGION

REGION: S

PAY ITEM	CALENDAR QUARTER	CONTRACT NUMBER	COUNTY LOCATION	PROJECT DESCRIPTION	BID QUANTITY	AWARD PRICE	SECOND BIDDER	THIRD BIDDER	ESTIMATE

CHAIN-LINK FENCE, ALUMINUM-COATED STEEL, / LF									
605009P	2021Q4	21475	ATLANTIC	NHP-0052 (302)	500	\$46.69	\$50.00	\$45.00	\$125.00
	2022Q1	22426	CAMDEN	STATE	3,000	\$65.00	\$92.05		\$75.00

CHAIN-LINK FENCE, PVC-COATED STEEL, 6' H / LF									
605027P	2022Q1	22426	CAMDEN	STATE	1,400	\$63.00	\$95.95		\$79.00

CHAIN-LINK FENCE, 10' HIGH / LF									
605054P	2022Q2	22125	BURLINGTON	NHP-D00S (589)	157	\$60.00	\$150.00	\$165.00	\$60.00

GATE, CHAIN-LINK FENCE, ALUMINUM COATED / U									
605060M	2022Q1	22426	CAMDEN	STATE	3	\$0.01	\$345.00		\$350.00

GATE, CHAIN-LINK FENCE, ALUMINUM COATED / U									
605066M	2022Q1	22426	CAMDEN	STATE	3	\$0.01	\$725.00		\$400.00

GATE, CHAIN-LINK FENCE, ALUMINUM COATED / U									
605069M	2022Q1	22426	CAMDEN	STATE	3	\$0.01	\$890.00		\$450.00

GATE, CHAIN-LINK FENCE, ALUMINUM COATED / U									
605072M	2022Q1	22426	CAMDEN	STATE	3	\$0.01	\$920.00		\$500.00
	2022Q2	22125	BURLINGTON	NHP-D00S (589)	1	\$3,000	\$3,800	\$7,000	\$520.00

GATE, CHAIN-LINK FENCE, ALUMINUM COATED / U									
605081M	2022Q1	22426	CAMDEN	STATE	3	\$0	\$1,225		\$600.00

HISTORICAL BID PRICE LISTING
 BY REGION

REGION: S

PAY ITEM	CALENDAR QUARTER	CONTRACT NUMBER	COUNTY LOCATION	PROJECT DESCRIPTION	BID QUANTITY	AWARD PRICE	SECOND BIDDER	THIRD BIDDER	ESTIMATE
-----	-----	-----	-----	-----	-----	-----	-----	-----	-----
GATE, CHAIN-LINK FENCE, PVC-COATED STEEL / U									
605099M	2022Q1	22426	CAMDEN	STATE	3	\$0.01	\$515.00		\$360.00

HISTORICAL BID PRICE LISTING
 BY REGION

REGION: S

PAY ITEM	CALENDAR QUARTER	CONTRACT NUMBER	COUNTY LOCATION	PROJECT DESCRIPTION	BID QUANTITY	AWARD PRICE	SECOND BIDDER	THIRD BIDDER	ESTIMATE

GATE, CHAIN-LINK FENCE, PVC-COATED STEEL / U									
605105M	2022Q1	22426	CAMDEN	STATE	3	\$0.01	\$825.00		\$410.00

GATE, CHAIN-LINK FENCE, PVC-COATED STEEL / U									
605108M	2022Q1	22426	CAMDEN	STATE	3	\$0	\$1,345		\$460.00

GATE, CHAIN-LINK FENCE, PVC-COATED STEEL / U									
605111M	2022Q1	22426	CAMDEN	STATE	3	\$0	\$1,390		\$630.00

GATE, CHAIN-LINK FENCE, PVC-COATED STEEL / U									
605120M	2022Q1	22426	CAMDEN	STATE	3	\$0	\$1,835		\$650.00

SLIDING GATE, SECURITY FENCE, 12' WIDE / U									
605152M	2022Q1	22426	CAMDEN	STATE	2	\$0	\$4,440		\$4,125

REPAIRING CHAIN-LINK FENCE / LF									
605174M	2022Q1	22426	CAMDEN	STATE	2,000	\$55.00	\$71.52		\$68.00

BARRIER CURB MOUNTED FENCE / LF									
605175M	2022Q1	22426	CAMDEN	STATE	785	\$145.00	\$142.25		\$115.00

HISTORICAL BID PRICE LISTING
 BY REGION

REGION: S

PAY ITEM	CALENDAR QUARTER	CONTRACT NUMBER	COUNTY LOCATION	PROJECT DESCRIPTION	BID QUANTITY	AWARD PRICE	SECOND BIDDER	THIRD BIDDER	ESTIMATE
RESET FENCE / LF									
605212P	2022Q1	22426	CAMDEN	STATE	250	\$145.00	\$142.25		\$145.00
		22426	CAMDEN	STATE	1,000	\$55.00	\$71.52		\$65.00

HISTORICAL BID PRICE LISTING
 BY REGION

REGION: S

PAY ITEM	CALENDAR QUARTER	CONTRACT NUMBER	COUNTY LOCATION	PROJECT DESCRIPTION	BID QUANTITY	AWARD PRICE	SECOND BIDDER	THIRD BIDDER	ESTIMATE

CONCRETE SIDEWALK, 4" THICK / SY									
606012P	2021Q4	21475	ATLANTIC	NHP-0052 (302)	50	\$140.00	\$180.00	\$200.00	\$152.00
	2022Q1	22407	CUMBERLAND	STATE	500	\$10.00			\$77.00
		22408	ATLANTIC	STATE	500	\$10.00	\$75.00		\$77.00
	2022Q2	22136	CAMDEN	NHP-0042 (306)	20	\$300.00	\$300.00		\$165.00
		22124	CUMBERLAND	NHP-0555 (303)	28	\$125.00	\$300.00	\$185.00	\$150.00
		22114	CAMDEN	NHP-0076 (207)	157	\$100.00	\$113.00	\$145.00	\$150.00
		22103	BURLINGTON	NHP-0206 (333)	521	\$100.00	\$80.00	\$120.00	\$120.00

CONCRETE SIDEWALK, 6" THICK / SY									
606018P	2022Q1	22408	ATLANTIC	STATE	142	\$175.00	\$100.00		\$100.00
		22407	CUMBERLAND	STATE	250	\$10.00			\$82.00
		22408	ATLANTIC	STATE	250	\$10.00	\$80.00		\$82.00
		22407	CUMBERLAND	STATE	562	\$250.00			\$100.00
		22406	BURLINGTON	STATE	770	\$130.00	\$155.00	\$100.00	\$100.00

CONCRETE SIDEWALK, 8" THICK / SY									
606021P	2022Q2	22114	CAMDEN	NHP-0076 (207)	163	\$100.00	\$141.00	\$138.00	\$175.00
		22125	BURLINGTON	NHP-D00S (589)	527	\$225.00	\$400.00	\$305.00	\$140.00

HOT MIX ASPHALT DRIVEWAY, 4" THICK / SY									
606036P	2022Q2	22111	BURLINGTON	NHP-0068 (301)	200	\$145.00			\$45.00

HOT MIX ASPHALT DRIVEWAY, 6" THICK / SY									
606039P	2022Q1	22406	BURLINGTON	STATE	147	\$70.00	\$105.00	\$155.00	\$55.00
		22407	CUMBERLAND	STATE	250	\$5.00			\$77.00
		22408	ATLANTIC	STATE	250	\$5.00	\$1.00		\$77.00
		22408	ATLANTIC	STATE	1,058	\$90.00	\$35.00		\$55.00
		22407	CUMBERLAND	STATE	2,157	\$80.00			\$55.00

HISTORICAL BID PRICE LISTING
 BY REGION

REGION: S

PAY ITEM	CALENDAR QUARTER	CONTRACT NUMBER	COUNTY LOCATION	PROJECT DESCRIPTION	BID QUANTITY	AWARD PRICE	SECOND BIDDER	THIRD BIDDER	ESTIMATE
HOT MIX ASPHALT DRIVEWAY, 6" THICK / SY									
606039P	2022Q2	22103	BURLINGTON	NHP-0206(333)	4,395	\$60.00	\$50.00	\$90.00	\$133.00
HOT MIX ASPHALT DRIVEWAY, VARIABLE THICK / SY									
606042P	2022Q1	22407	CUMBERLAND	STATE	250	\$10.00			\$60.00
		22408	ATLANTIC	STATE	250	\$10.00	\$0.50		\$60.00
		22406	BURLINGTON	STATE	1,968	\$70.00	\$39.00	\$100.00	\$35.00
		22408	ATLANTIC	STATE	3,344	\$50.00	\$30.00		\$35.00
		22407	CUMBERLAND	STATE	3,658	\$40.00			\$35.00
CONCRETE DRIVEWAY, 6" THICK / SY									
606051P	2022Q1	22408	ATLANTIC	STATE	137	\$200.00	\$100.00		\$120.00
		22406	BURLINGTON	STATE	470	\$130.00	\$155.00	\$100.00	\$120.00
		22407	CUMBERLAND	STATE	1,432	\$250.00			\$120.00
	2022Q2	22114	CAMDEN	NHP-0076(207)	39	\$100.00	\$127.00	\$138.00	\$160.00
CONCRETE DRIVEWAY, REINFORCED, 8" THICK / SY									
606060P	2022Q1	22407	CUMBERLAND	STATE	80	\$275.00			\$200.00
		22406	BURLINGTON	STATE	134	\$140.00	\$210.00	\$140.00	\$200.00
		22408	ATLANTIC	STATE	143	\$225.00	\$110.00		\$200.00
CONCRETE ISLAND, 4" THICK / SY									
606075P	2022Q2	22125	BURLINGTON	NHP-D00S(589)	12	\$440.00	\$325.00	\$585.00	\$150.00
		22103	BURLINGTON	NHP-0206(333)	231	\$100.00	\$80.00	\$175.00	\$164.00
CONCRETE ISLAND, 6" THICK / SY									
606078P	2022Q1	22406	BURLINGTON	STATE	125	\$140.00	\$155.00	\$100.00	\$120.00
DETECTABLE WARNING SURFACE / SY									
606084P	2022Q1	22408	ATLANTIC	STATE	9	\$500.00	\$500.00		\$360.00

HISTORICAL BID PRICE LISTING
 BY REGION

REGION: S

PAY ITEM	CALENDAR QUARTER	CONTRACT NUMBER	COUNTY LOCATION	PROJECT DESCRIPTION	BID QUANTITY	AWARD PRICE	SECOND BIDDER	THIRD BIDDER	ESTIMATE
DETECTABLE WARNING SURFACE / SY		22407	CUMBERLAND	STATE	50	\$5.00			\$200.00
606084P	(cont)	22408	ATLANTIC	STATE	50	\$5.00	\$10.00		\$200.00
		22407	CUMBERLAND	STATE	51	\$200.00			\$360.00
		22406	BURLINGTON	STATE	92	\$280.00	\$120.00	\$500.00	\$360.00
	2022Q2	22136	CAMDEN	NHP-0042 (306)	5	\$300.00	\$150.00		\$275.00
		22124	CUMBERLAND	NHP-0555 (303)	6	\$275.00	\$400.00	\$530.00	\$275.00
		22103	BURLINGTON	NHP-0206 (333)	10	\$300.00	\$500.00	\$500.00	\$300.00

HISTORICAL BID PRICE LISTING
 BY REGION

REGION: S

PAY ITEM	CALENDAR QUARTER	CONTRACT NUMBER	COUNTY LOCATION	PROJECT DESCRIPTION	BID QUANTITY	AWARD PRICE	SECOND BIDDER	THIRD BIDDER	ESTIMATE

24" X 41" CONCRETE BARRIER CURB / LF									
607012P	2022Q2	22125	BURLINGTON	NHP-D00S (589)	60	\$475.00	\$695.00	\$630.00	\$200.00

9" X 16" CONCRETE VERTICAL CURB / LF									
607018P	2022Q1	22423	CAMDEN	N/A	100	\$1.00	\$80.00	\$50.00	\$35.00
		22407	CUMBERLAND	STATE	1,000	\$10.00			\$42.00
		22408	ATLANTIC	STATE	1,000	\$10.00	\$10.00		\$42.00
		22408	ATLANTIC	STATE	1,287	\$65.00	\$60.00		\$42.00
		22406	BURLINGTON	STATE	1,470	\$59.00	\$37.00	\$85.00	\$42.00
		22407	CUMBERLAND	STATE	6,124	\$65.00			\$42.00
	2022Q2	22124	CUMBERLAND	NHP-0555 (303)	200	\$39.00	\$45.00	\$68.75	\$65.00
		22114	CAMDEN	NHP-0076 (207)	464	\$45.00	\$41.00	\$55.00	\$75.00
		22103	BURLINGTON	NHP-0206 (333)	3,951	\$45.00	\$35.00	\$40.00	\$65.00
		22125	BURLINGTON	NHP-D00S (589)	4,997	\$43.00	\$105.00	\$57.00	\$65.00

RUBBER WHEEL STOPS / U									
607020P	2022Q2	22103	BURLINGTON	NHP-0206 (333)	44	\$200.00	\$200.00	\$200.00	\$65.00

9" X 18" CONCRETE VERTICAL CURB / LF									
607021P	2022Q1	22408	ATLANTIC	STATE	210	\$65.00	\$50.00		\$50.00
		22407	CUMBERLAND	STATE	750	\$10.00			\$50.00
		22408	ATLANTIC	STATE	750	\$10.00	\$10.00		\$50.00
		22407	CUMBERLAND	STATE	2,486	\$65.00			\$50.00
		22406	BURLINGTON	STATE	5,241	\$59.00	\$41.00	\$85.00	\$46.00
	2022Q2	22124	CUMBERLAND	NHP-0555 (303)	510	\$40.00	\$48.00	\$68.75	\$65.00

9" X 20" CONCRETE VERTICAL CURB / LF									
607024P	2022Q1	22407	CUMBERLAND	STATE	100	\$10.00			\$60.00
		22408	ATLANTIC	STATE	100	\$10.00	\$10.00		\$60.00

HISTORICAL BID PRICE LISTING
BY REGION

REGION: S

PAY ITEM	CALENDAR QUARTER	CONTRACT NUMBER	COUNTY LOCATION	PROJECT DESCRIPTION	BID QUANTITY	AWARD PRICE	SECOND BIDDER	THIRD BIDDER	ESTIMATE
9" X 20" CONCRETE VERTICAL CURB / LF									
607024P	(cont)	22408	ATLANTIC	STATE	176	\$65.00	\$50.00		\$55.00
		22407	CUMBERLAND	STATE	186	\$65.00			\$55.00
		22406	BURLINGTON	STATE	306	\$59.00	\$46.00	\$88.00	\$55.00
	2022Q2	22136	CAMDEN	NHP-0042 (306)	100	\$50.00	\$73.00		\$65.00

12" X 13" CONCRETE SLOPING CURB / LF									
607030P	2022Q1	22408	ATLANTIC	STATE	24	\$100.00	\$100.00		\$75.00
		22407	CUMBERLAND	STATE	250	\$10.00			\$52.00
		22408	ATLANTIC	STATE	250	\$10.00	\$10.00		\$52.00
	2022Q2	22103	BURLINGTON	NHP-0206 (333)	315	\$52.00	\$35.00	\$50.00	\$61.00

9" X 14" CONCRETE VERTICAL CURB / LF									
607034P	2022Q1	22423	CAMDEN	N/A	100	\$40.00	\$70.00	\$50.00	\$34.00
	2022Q2	22114	CAMDEN	NHP-0076 (207)	119	\$45.00	\$41.00	\$55.00	\$60.00
		22103	BURLINGTON	NHP-0206 (333)	341	\$45.00	\$35.00	\$35.00	\$55.00
		22125	BURLINGTON	NHP-D00S (589)	1,708	\$80.00	\$105.00	\$105.00	\$63.00

9" X VARIABLE HEIGHT CONCRETE VERTICAL C / LF									
607069P	2022Q2	22114	CAMDEN	NHP-0076 (207)	46	\$45.00	\$41.00	\$55.00	\$65.00
		22125	BURLINGTON	NHP-D00S (589)	213	\$45.00	\$105.00	\$57.00	\$80.00
		22136	CAMDEN	NHP-0042 (306)	472	\$50.00	\$87.00		\$95.00

9" X 4" HOT MIX ASPHALT CURB / LF									
607081P	2022Q2	22124	CUMBERLAND	NHP-0555 (303)	155	\$25.00	\$22.50	\$43.00	\$30.00

9" X 6" HOT MIX ASPHALT CURB / LF									
607084P	2022Q2	22124	CUMBERLAND	NHP-0555 (303)	312	\$35.00	\$19.00	\$43.25	\$35.00

HISTORICAL BID PRICE LISTING
 BY REGION

REGION: S

PAY ITEM	CALENDAR QUARTER	CONTRACT NUMBER	COUNTY LOCATION	PROJECT DESCRIPTION	BID QUANTITY	AWARD PRICE	SECOND BIDDER	THIRD BIDDER	ESTIMATE
15" X VAR HT F SHAPE CONC BAR CURB, DOW / LF									
607113P	2022Q2	22125	BURLINGTON	NHP-D00S (589)	80	\$400.00	\$450.00	\$540.00	\$925.00

HISTORICAL BID PRICE LISTING
 BY REGION

REGION: S

PAY ITEM	CALENDAR QUARTER	CONTRACT NUMBER	COUNTY LOCATION	PROJECT DESCRIPTION	BID QUANTITY	AWARD PRICE	SECOND BIDDER	THIRD BIDDER	ESTIMATE

NONVEGETATIVE SURFACE, HOT MIX ASPHALT / SY									
608003P	2022Q1	22407	CUMBERLAND	STATE	68	\$75.00			\$100.00
		22406	BURLINGTON	STATE	100	\$1.00	\$35.00	\$50.00	\$100.00
		22423	CAMDEN	N/A	100	\$40.00	\$55.00	\$50.00	\$45.00
	2022Q2	22103	BURLINGTON	NHP-0206(333)	209	\$65.00	\$39.00	\$45.00	\$59.00

NONVEGETATIVE SURFACE, POROUS HMA / SY									
608004P	2022Q2	22124	CUMBERLAND	NHP-0555(303)	555	\$40.00	\$57.50	\$68.00	\$57.00
		22125	BURLINGTON	NHP-D00S(589)	3,998	\$42.00	\$85.00	\$28.00	\$45.00

NONVEGETATIVE SURFACE, POROUS HOT MIX AS / SY									
608005P	2022Q1	22423	CAMDEN	N/A	500	\$45.00	\$65.00	\$50.00	\$48.00
	2022Q2	22125	BURLINGTON	NHP-D00S(589)	2,675	\$47.00	\$115.00	\$45.00	\$36.00

HISTORICAL BID PRICE LISTING
BY REGION

REGION: S

PAY ITEM	CALENDAR QUARTER	CONTRACT NUMBER	COUNTY LOCATION	PROJECT DESCRIPTION	BID QUANTITY	AWARD PRICE	SECOND BIDDER	THIRD BIDDER	ESTIMATE

BEAM GUIDE RAIL / LF									
609003M	2022Q1	22423	CAMDEN	N/A	28,000	\$42.00	\$57.70	\$74.00	\$48.00
	2022Q2	22114	CAMDEN	NHP-0076 (207)	17	\$70.00	\$50.00	\$90.00	\$60.00
		22103	BURLINGTON	NHP-0206 (333)	743	\$76.00	\$32.00	\$40.00	\$43.00
		22124	CUMBERLAND	NHP-0555 (303)	1,305	\$30.00	\$45.00	\$44.75	\$39.00
		22125	BURLINGTON	NHP-D00S (589)	9,222	\$40.00	\$45.00	\$64.00	\$35.00

BEAM GUIDE RAIL, BRIDGE / LF									
609004M	2022Q2	22114	CAMDEN	NHP-0076 (207)	247	\$175.00	\$165.00	\$210.00	\$185.00
		22125	BURLINGTON	NHP-D00S (589)	800	\$200.00	\$250.00	\$240.00	\$160.00

BEAM GUIDE RAIL, DUAL-FACED / LF									
609006M	2022Q2	22124	CUMBERLAND	NHP-0555 (303)	19	\$50.00	\$60.00	\$118.00	\$70.00
		22125	BURLINGTON	NHP-D00S (589)	273	\$50.00	\$60.00	\$79.00	\$61.00

MODIFIED THRIE BEAM GUIDE RAIL / LF									
609009M	2022Q1	22423	CAMDEN	N/A	1,250	\$50.00	\$100.00	\$70.00	\$55.00
	2022Q2	22125	BURLINGTON	NHP-D00S (589)	464	\$70.00	\$85.00	\$99.00	\$50.00

MODIFIED THRIE BEAM GUIDE RAIL, BRIDGE / LF									
609011M	2022Q2	22125	BURLINGTON	NHP-D00S (589)	863	\$210.00	\$285.00	\$525.00	\$180.00

MODIFIED THRIE BEAM GUIDE RAIL, DUAL FAC / LF									
609012M	2022Q2	22125	BURLINGTON	NHP-D00S (589)	813	\$90.00	\$125.00	\$145.00	\$77.00

MODIFIED THRIE BEAM GR, DUAL FACE, BRIDG / LF									
609016M	2022Q2	22125	BURLINGTON	NHP-D00S (589)	75	\$210.00	\$350.00	\$390.00	\$120.00

HISTORICAL BID PRICE LISTING
 BY REGION

REGION: S

PAY ITEM	CALENDAR QUARTER	CONTRACT NUMBER	COUNTY LOCATION	PROJECT DESCRIPTION	BID QUANTITY	AWARD PRICE	SECOND BIDDER	THIRD BIDDER	ESTIMATE

FLARED GUIDE RAIL TERMINAL / U									
609024M	2022Q1	22423	CAMDEN	N/A	25	\$1,500	\$2,900	\$3,000	\$2,500

BURIED GUIDE RAIL TERMINAL / U									
609025M	2022Q1	22423	CAMDEN	N/A	2	\$1	\$4,000	\$1	\$1,000
	2022Q2	22125	BURLINGTON	NHP-D00S (589)	1	\$2,400	\$2,800	\$3,450	\$2,000

TANGENT GUIDE RAIL TERMINAL / U									
609027M	2022Q1	22423	CAMDEN	N/A	50	\$4,000	\$5,000	\$3,500	\$2,750
	2022Q2	22103	BURLINGTON	NHP-0206 (333)	2	\$3,750	\$3,850	\$5,000	\$2,750
		22124	CUMBERLAND	NHP-0555 (303)	2	\$3,950	\$3,800	\$4,120	\$4,200
		22125	BURLINGTON	NHP-D00S (589)	42	\$5,500	\$4,500	\$4,450	\$3,500

TELESCOPING GUIDE RAIL END TERMINAL / U									
609030M	2022Q1	22423	CAMDEN	N/A	10	\$3,000	\$5,700	\$3,500	\$4,500
	2022Q2	22125	BURLINGTON	NHP-D00S (589)	1	\$6,800	\$7,500	\$7,250	\$5,000
		22124	CUMBERLAND	NHP-0555 (303)	2	\$6,250	\$7,000	\$6,950	\$7,000

CONTROLLED RELEASE TERMINAL / U									
609033M	2022Q1	22423	CAMDEN	N/A	5	\$1	\$2,200	\$750	\$750.00
	2022Q2	22103	BURLINGTON	NHP-0206 (333)	1	\$1,500	\$2,000	\$3,000	\$1,000
		22125	BURLINGTON	NHP-D00S (589)	2	\$2,400	\$2,000	\$4,500	\$1,600

CONTROLLED RELEASE, POWDER COATED / U									
609035M	2022Q2	22103	BURLINGTON	NHP-0206 (333)	1	\$2,800	\$4,000	\$6,000	\$1,250

HISTORICAL BID PRICE LISTING
 BY REGION

REGION: S

PAY ITEM	CALENDAR QUARTER	CONTRACT NUMBER	COUNTY LOCATION	PROJECT DESCRIPTION	BID QUANTITY	AWARD PRICE	SECOND BIDDER	THIRD BIDDER	ESTIMATE

CONTROLLED RELEASE TERMINAL ANCHORAGE / U									
609036M	2022Q1	22423	CAMDEN	N/A	5	\$500	\$2,200	\$750	\$750.00
	2022Q2	22103	BURLINGTON	NHP-0206 (333)	2	\$2,341	\$2,000	\$3,000	\$750.00
		22125	BURLINGTON	NHP-D00S (589)	2	\$2,400	\$2,500	\$2,900	\$1,250

BEAM GUIDE RAIL ANCHORAGE / U									
609039M	2022Q1	22423	CAMDEN	N/A	25	\$1,100	\$2,200	\$1,500	\$1,000
	2022Q2	22114	CAMDEN	NHP-0076 (207)	1	\$3,000	\$1,050	\$2,165	\$1,300
		22124	CUMBERLAND	NHP-0555 (303)	2	\$1,250	\$1,605	\$2,590	\$1,500
		22103	BURLINGTON	NHP-0206 (333)	5	\$1,900	\$1,100	\$2,000	\$1,400
		22125	BURLINGTON	NHP-D00S (589)	38	\$1,800	\$1,600	\$2,900	\$1,125

BEAM GUIDE RAIL POST / U									
609042M	2022Q2	22125	BURLINGTON	NHP-D00S (589)	8	\$80.00	\$100.00	\$86.00	\$90.00

BEAM GUIDE RAIL POST, 9' LONG / U									
609050M	2022Q2	22125	BURLINGTON	NHP-D00S (589)	56	\$99.00	\$55.00	\$57.00	\$92.00

BEAM GUIDE RAIL ELEMENT / LF									
609054M	2022Q2	22125	BURLINGTON	NHP-D00S (589)	513	\$16.00	\$25.00	\$48.00	\$10.00

APPROACH GUIDE RAIL TRANSITION TL-3 / U									
609059M	2022Q2	22124	CUMBERLAND	NHP-0555 (303)	4	\$3,250	\$5,000	\$5,770	\$3,500
		22125	BURLINGTON	NHP-D00S (589)	12	\$3,700	\$5,200	\$5,600	\$3,200

BEAM GUIDE RAIL BLOCKOUT / U									
609060M	2022Q2	22125	BURLINGTON	NHP-D00S (589)	2	\$42	\$25	\$1,600	\$47.00

HISTORICAL BID PRICE LISTING
 BY REGION

REGION: S

PAY ITEM	CALENDAR QUARTER	CONTRACT NUMBER	COUNTY LOCATION	PROJECT DESCRIPTION	BID QUANTITY	AWARD PRICE	SECOND BIDDER	THIRD BIDDER	ESTIMATE

BEAM GUIDE RAIL BLOCKOUT / U									
609060M	(cont)	22114	CAMDEN	NHP-0076(207)	72	\$50.00	\$45.00	\$25.00	\$65.00

REMOVAL OF BEAM GUIDE RAIL / LF									
609075M	2022Q2	22114	CAMDEN	NHP-0076(207)	72	\$65.00	\$1.00	\$10.00	\$5.00
		22103	BURLINGTON	NHP-0206(333)	275	\$5.00	\$1.00	\$1.00	\$20.00
		22124	CUMBERLAND	NHP-0555(303)	1,237	\$1.00	\$1.00	\$1.20	\$4.00
		22125	BURLINGTON	NHP-D00S(589)	16,107	\$3.00	\$5.00	\$5.40	\$2.00

BEAM GUIDE RAIL, HYBRID / LF									
609083M	2022Q2	22125	BURLINGTON	NHP-D00S(589)	138	\$105.00	\$455.00	\$325.00	\$97.00

MODIFIED THRIE BEAM GUIDE RAIL, 14" BLKT / U									
609098M	2022Q2	22125	BURLINGTON	NHP-D00S(589)	3	\$80	\$200	\$1,700	\$74.00

HISTORICAL BID PRICE LISTING
BY REGION

REGION: S

PAY ITEM	CALENDAR QUARTER	CONTRACT NUMBER	COUNTY LOCATION	PROJECT DESCRIPTION	BID QUANTITY	AWARD PRICE	SECOND BIDDER	THIRD BIDDER	ESTIMATE

TRAFFIC STRIPES, 4" / LF									
610003M	2021Q4	21475	ATLANTIC	NHP-0052 (302)	1,500	\$3.00	\$0.75	\$2.00	\$3.50
		21128	ATLANTIC	NHP-0030 (363)	176,200	\$0.58			\$0.45
		21455	CAMDEN	STBGP-FLEX-D00S (503)	6,354,379	\$0.44	\$0.41	\$0.45	\$0.40
	2022Q1	22408	ATLANTIC	STATE	116,147	\$0.60	\$0.63		\$0.40
		22407	CUMBERLAND	STATE	150,000	\$0.01			\$0.35
		22408	ATLANTIC	STATE	150,000	\$0.01	\$0.42		\$0.35
		22406	BURLINGTON	STATE	157,970	\$0.70	\$0.34	\$0.70	\$0.40
		22407	CUMBERLAND	STATE	198,194	\$0.75			\$0.40
	2022Q2	22114	CAMDEN	NHP-0076 (207)	2,550	\$2.00	\$1.40	\$1.50	\$1.50
		22124	CUMBERLAND	NHP-0555 (303)	2,980	\$0.55	\$0.65	\$0.65	\$1.00
		22103	BURLINGTON	NHP-0206 (333)	20,832	\$1.20	\$0.49	\$2.50	\$1.00
		22109	CUMBERLAND	NHP-D00S (580)	86,069	\$0.57			\$1.00
		22111	BURLINGTON	NHP-0068 (301)	192,200	\$0.59			\$0.50
		22130	CAPE MAY	NHP-0083 (300)	222,470	\$0.95			\$1.00
		22136	CAMDEN	NHP-0042 (306)	234,200	\$0.41	\$0.85		\$1.00

TRAFFIC STRIPES, 6" / LF									
610006M	2021Q4	21455	CAMDEN	STBGP-FLEX-D00S (503)	1,123,780	\$0.46	\$0.50	\$0.75	\$0.55
	2022Q1	22407	CUMBERLAND	STATE	37,500	\$0.01			\$0.70
		22408	ATLANTIC	STATE	37,500	\$0.01	\$0.01		\$0.70

TRAFFIC STRIPES, 8" / LF									
610007M	2021Q4	21455	CAMDEN	STBGP-FLEX-D00S (503)	379,662	\$0.81	\$1.80	\$0.90	\$0.70
	2022Q1	22408	ATLANTIC	STATE	797	\$1.20	\$1.25		\$0.80
		22407	CUMBERLAND	STATE	1,353	\$1.50			\$0.80
		22406	BURLINGTON	STATE	16,096	\$1.05	\$0.68	\$1.05	\$0.80
		22407	CUMBERLAND	STATE	20,000	\$0.01			\$1.00
		22408	ATLANTIC	STATE	20,000	\$0.01	\$0.75		\$1.00
	2022Q2	22124	CUMBERLAND	NHP-0555 (303)	1,645	\$1.10	\$1.30	\$1.30	\$1.00

HISTORICAL BID PRICE LISTING
 BY REGION

REGION: S

PAY ITEM	CALENDAR QUARTER	CONTRACT NUMBER	COUNTY LOCATION	PROJECT DESCRIPTION	BID QUANTITY	AWARD PRICE	SECOND BIDDER	THIRD BIDDER	ESTIMATE

TRAFFIC STRIPES, 8" / LF									
610007M	(cont)	22103	BURLINGTON	NHP-0206 (333)	2,084	\$2.00	\$0.98	\$4.00	\$1.00

TRAFFIC MARKINGS, SYMBOLS / SF									
610008M	2021Q4	21128	ATLANTIC	NHP-0030 (363)	520	\$7.92			\$7.00
		21475	ATLANTIC	NHP-0052 (302)	750	\$9.00	\$4.00	\$11.00	\$5.00

TRAFFIC MARKINGS / SF									
610009M	2022Q2	22103	BURLINGTON	NHP-0206 (333)	98	\$6.70	\$7.50	\$7.00	\$8.00
		22124	CUMBERLAND	NHP-0555 (303)	610	\$3.20	\$3.75	\$3.75	\$8.00
		22130	CAPE MAY	NHP-0083 (300)	79,000	\$0.01			\$4.00

RPM, MONO-DIRECTIONAL, WHITE LENS / U									
610012M	2021Q4	21475	ATLANTIC	NHP-0052 (302)	20	\$105.00	\$30.00	\$45.00	\$30.00
		21455	CAMDEN	STBGP-FLEX-D00S (503)	1,000	\$32.50	\$50.00	\$50.00	\$35.00
		21128	ATLANTIC	NHP-0030 (363)	1,050	\$42.96			\$30.00
	2022Q1	22407	CUMBERLAND	STATE	22	\$30.00			\$30.00
		22408	ATLANTIC	STATE	684	\$33.50	\$35.00		\$30.00
		22407	CUMBERLAND	STATE	750	\$1.25			\$30.00
		22408	ATLANTIC	STATE	750	\$1.25	\$35.00		\$30.00
		22406	BURLINGTON	STATE	1,556	\$30.95	\$32.00	\$30.95	\$30.00
	2022Q2	22103	BURLINGTON	NHP-0206 (333)	162	\$31.28	\$29.95	\$32.00	\$30.00
		22109	CUMBERLAND	NHP-D00S (580)	838	\$39.66			\$33.00
		22111	BURLINGTON	NHP-0068 (301)	935	\$39.36			\$31.00
		22136	CAMDEN	NHP-0042 (306)	1,085	\$30.50	\$45.00		\$34.00

TRAFFIC MARKING LINES, 4" / LF									
610013M	2021Q4	21455	CAMDEN	STBGP-FLEX-D00S (503)	50,000	\$0.01	\$2.75	\$1.00	\$1.00
	2022Q1	22407	CUMBERLAND	STATE	10,000	\$0.10			\$1.00

HISTORICAL BID PRICE LISTING
BY REGION

REGION: S

PAY ITEM	CALENDAR QUARTER	CONTRACT NUMBER	COUNTY LOCATION	PROJECT DESCRIPTION	BID QUANTITY	AWARD PRICE	SECOND BIDDER	THIRD BIDDER	ESTIMATE

TRAFFIC MARKING LINES, 4" / LF									
610013M	(cont)	22408	ATLANTIC	STATE	10,000	\$0.10	\$0.01		\$1.00

TRAFFIC MARKING LINES, 8" / LF									
610014M	2021Q4	21128	ATLANTIC	NHP-0030 (363)	7,190	\$2.40			\$2.00
		21455	CAMDEN	STBGP-FLEX-D00S (503)	124,028	\$2.25	\$6.00	\$3.00	\$2.50
	2022Q1	22408	ATLANTIC	STATE	520	\$2.50	\$2.60		\$0.80
		22407	CUMBERLAND	STATE	1,564	\$2.00			\$0.80
		22406	BURLINGTON	STATE	2,691	\$1.75	\$1.50	\$1.75	\$0.80
		22407	CUMBERLAND	STATE	5,000	\$0.15			\$1.50
		22408	ATLANTIC	STATE	5,000	\$0.15	\$2.00		\$1.50
	2022Q2	22111	BURLINGTON	NHP-0068 (301)	7,500	\$2.64			\$1.00
		22136	CAMDEN	NHP-0042 (306)	15,900	\$1.85	\$2.15		\$2.00

RPM, BI-DIRECTIONAL, WHITE LENS / U									
610015M	2021Q4	21475	ATLANTIC	NHP-0052 (302)	20	\$1.00	\$30.00	\$45.00	\$30.00
	2022Q2	22124	CUMBERLAND	NHP-0555 (303)	70	\$48.00	\$40.00	\$56.50	\$50.00

TRAFFIC MARKING LINES, 12" / LF									
610016M	2022Q2	22136	CAMDEN	NHP-0042 (306)	120	\$2.70	\$3.20		\$3.00
		22111	BURLINGTON	NHP-0068 (301)	600	\$4.62			\$3.00

TRAFFIC MARKING LINES, 24" / LF									
610017M	2021Q4	21128	ATLANTIC	NHP-0030 (363)	3,750	\$6.00			\$5.00
		21455	CAMDEN	STBGP-FLEX-D00S (503)	210,630	\$10.50	\$11.00	\$12.00	\$8.00
	2022Q1	22408	ATLANTIC	STATE	209	\$6.50	\$6.60		\$1.80
		22407	CUMBERLAND	STATE	1,792	\$7.50			\$1.80

HISTORICAL BID PRICE LISTING
 BY REGION

REGION: S

PAY ITEM	CALENDAR QUARTER	CONTRACT NUMBER	COUNTY LOCATION	PROJECT DESCRIPTION	BID QUANTITY	AWARD PRICE	SECOND BIDDER	THIRD BIDDER	ESTIMATE
TRAFFIC MARKING LINES, 24" / LF									
610017M	(cont)	22407	CUMBERLAND	STATE	2,000	\$10.00			\$5.00
		22408	ATLANTIC	STATE	2,000	\$10.00	\$6.00		\$5.00
		22406	BURLINGTON	STATE	4,615	\$5.15	\$4.50	\$5.15	\$1.80
	2022Q2	22103	BURLINGTON	NHP-0206 (333)	590	\$5.65	\$4.50	\$6.00	\$6.00
		22136	CAMDEN	NHP-0042 (306)	2,615	\$5.40	\$6.50		\$7.00
		22111	BURLINGTON	NHP-0068 (301)	4,000	\$8.16			\$5.00

RPM, MONO-DIRECTIONAL, AMBER LENS / U									
610018M	2021Q4	21475	ATLANTIC	NHP-0052 (302)	20	\$105.00	\$30.00	\$45.00	\$30.00
		21128	ATLANTIC	NHP-0030 (363)	750	\$42.96			\$30.00
		21455	CAMDEN	STBGP-FLEX-D00S (503)	1,000	\$32.50	\$50.00	\$50.00	\$35.00
	2022Q1	22408	ATLANTIC	STATE	25	\$33.50	\$35.00		\$30.00
		22407	CUMBERLAND	STATE	54	\$30.00			\$30.00
		22407	CUMBERLAND	STATE	750	\$1.25			\$30.00
		22408	ATLANTIC	STATE	750	\$1.25	\$35.00		\$30.00
		22406	BURLINGTON	STATE	837	\$30.95	\$32.00	\$30.95	\$30.00
	2022Q2	22103	BURLINGTON	NHP-0206 (333)	50	\$31.28	\$29.95	\$100.00	\$25.00
		22111	BURLINGTON	NHP-0068 (301)	710	\$39.36			\$31.00
		22136	CAMDEN	NHP-0042 (306)	775	\$30.50	\$45.00		\$32.00

RPM, BI-DIRECTIONAL, AMBER LENS / U									
610021M	2021Q4	21475	ATLANTIC	NHP-0052 (302)	20	\$105.00	\$30.00	\$45.00	\$30.00
		21455	CAMDEN	STBGP-FLEX-D00S (503)	1,000	\$32.50	\$50.00	\$50.00	\$35.00
	2022Q1	22406	BURLINGTON	STATE	63	\$30.95	\$32.00	\$30.95	\$30.00
		22408	ATLANTIC	STATE	345	\$33.50	\$35.00		\$30.00
		22407	CUMBERLAND	STATE	854	\$30.00			\$30.00
		22407	CUMBERLAND	STATE	1,000	\$1.25			\$30.00
		22408	ATLANTIC	STATE	1,000	\$1.25	\$35.00		\$30.00
	2022Q2	22114	CAMDEN	NHP-0076 (207)	4	\$350.00	\$230.00	\$300.00	\$65.00

HISTORICAL BID PRICE LISTING
BY REGION

REGION: S

PAY ITEM	CALENDAR QUARTER	CONTRACT NUMBER	COUNTY LOCATION	PROJECT DESCRIPTION	BID QUANTITY	AWARD PRICE	SECOND BIDDER	THIRD BIDDER	ESTIMATE
RPM, BI-DIRECTIONAL, AMBER LENS / U									
610021M	(cont)	22124	CUMBERLAND	NHP-0555 (303)	30	\$48.00	\$55.00	\$56.50	\$45.00
		22103	BURLINGTON	NHP-0206 (333)	69	\$31.28	\$29.95	\$35.00	\$29.00
		22111	BURLINGTON	NHP-0068 (301)	235	\$39.36			\$33.00
		22109	CUMBERLAND	NHP-D00S (580)	419	\$39.66			\$33.00
		22130	CAPE MAY	NHP-0083 (300)	1,400	\$43.44			\$29.00

REMOVAL OF RPM / U									
610024M	2021Q4	21475	ATLANTIC	NHP-0052 (302)	80	\$45.00	\$1.00	\$35.00	\$25.00
		21455	CAMDEN	STBGP-FLEX-D00S (503)	1,000	\$1.00	\$2.50	\$10.00	\$8.00
		21128	ATLANTIC	NHP-0030 (363)	1,800	\$60.00			\$17.00
	2022Q1	22407	CUMBERLAND	STATE	930	\$0.01			\$7.00
		22408	ATLANTIC	STATE	1,054	\$5.00	\$5.00		\$7.00
		22406	BURLINGTON	STATE	2,456	\$1.00	\$9.00	\$0.01	\$7.00
		22407	CUMBERLAND	STATE	2,500	\$0.01			\$3.30
		22408	ATLANTIC	STATE	2,500	\$0.01	\$0.01		\$3.30
	2022Q2	22114	CAMDEN	NHP-0076 (207)	4	\$1.00	\$50.00	\$1.00	\$50.00
		22124	CUMBERLAND	NHP-0555 (303)	100	\$1.00	\$90.00	\$41.25	\$14.00
		22109	CUMBERLAND	NHP-D00S (580)	1,257	\$62.00			\$6.00
		22130	CAPE MAY	NHP-0083 (300)	1,400	\$65.00			\$4.00
		22136	CAMDEN	NHP-0042 (306)	1,860	\$0.01	\$12.75		\$9.00
		22111	BURLINGTON	NHP-0068 (301)	1,880	\$65.00			\$7.00

REMOVAL AND REPLACEMENT OF RPM LENS / U									
610027M	2021Q4	21455	CAMDEN	STBGP-FLEX-D00S (503)	63,000	\$16.95	\$17.00	\$17.00	\$12.00

RUMBLE STRIP / LF									
610033M	2021Q4	21128	ATLANTIC	NHP-0030 (363)	80,050	\$0.39			\$0.40
	2022Q1	22406	BURLINGTON	STATE	500	\$1.00	\$23.50	\$5.85	\$1.15
		22407	CUMBERLAND	STATE	5,000	\$5.75			\$1.05

HISTORICAL BID PRICE LISTING
 BY REGION

REGION: S

PAY ITEM	CALENDAR QUARTER	CONTRACT NUMBER	COUNTY LOCATION	PROJECT DESCRIPTION	BID QUANTITY	AWARD PRICE	SECOND BIDDER	THIRD BIDDER	ESTIMATE
RUMBLE STRIP / LF									
610033M	(cont)	22408	ATLANTIC	STATE	5,000	\$1.50	\$1.60		\$1.05
		22408	ATLANTIC	STATE	22,091	\$1.00	\$0.70		\$1.15
		22407	CUMBERLAND	STATE	40,791	\$1.50			\$1.15
	2022Q2	22125	BURLINGTON	NHP-D00S(589)	4,580	\$1.00	\$3.00	\$17.00	\$3.00
		22111	BURLINGTON	NHP-0068(301)	17,700	\$0.70			\$1.00
		22136	CAMDEN	NHP-0042(306)	45,676	\$0.50	\$0.75		\$1.00
		22130	CAPE MAY	NHP-0083(300)	59,690	\$0.81			\$1.00
		22109	CUMBERLAND	NHP-D00S(580)	87,008	\$0.42			\$0.50

REMOVAL OF TRAFFIC STRIPES / LF									
610036M	2021Q4	21128	ATLANTIC	NHP-0030(363)	162,650	\$0.75			\$0.75
		21455	CAMDEN	STBGP-FLEX-D00S(503)	550,000	\$0.35	\$0.40	\$0.50	\$0.35
	2022Q1	22408	ATLANTIC	STATE	1,000	\$0.60	\$0.60		\$1.50
		22407	CUMBERLAND	STATE	1,016	\$1.00			\$1.50
		22407	CUMBERLAND	STATE	5,000	\$0.01			\$0.85
		22408	ATLANTIC	STATE	5,000	\$0.01	\$0.60		\$0.85
		22406	BURLINGTON	STATE	10,000	\$0.46	\$0.85	\$0.46	\$1.50
	2022Q2	22114	CAMDEN	NHP-0076(207)	3,154	\$1.00	\$1.50	\$1.00	\$1.00
		22124	CUMBERLAND	NHP-0555(303)	11,050	\$0.55	\$0.65	\$0.65	\$1.00
		22136	CAMDEN	NHP-0042(306)	54,891	\$2.50	\$1.05		\$1.00
		22109	CUMBERLAND	NHP-D00S(580)	86,069	\$0.75			\$1.00
		22111	BURLINGTON	NHP-0068(301)	192,200	\$0.75			\$0.50
		22130	CAPE MAY	NHP-0083(300)	222,470	\$0.85			\$1.00

REMOVAL OF RUMBLE STRIP / LF									
610038M	2022Q2	22125	BURLINGTON	NHP-D00S(589)	4,580	\$6.50	\$15.00	\$14.00	\$5.00

REMOVAL OF TRAFFIC MARKINGS / SF									
610039M	2021Q4	21128	ATLANTIC	NHP-0030(363)	450	\$6.72			\$3.00

HISTORICAL BID PRICE LISTING
 BY REGION

REGION: S

PAY ITEM	CALENDAR QUARTER	CONTRACT NUMBER	COUNTY LOCATION	PROJECT DESCRIPTION	BID QUANTITY	AWARD PRICE	SECOND BIDDER	THIRD BIDDER	ESTIMATE
REMOVAL OF TRAFFIC MARKINGS / SF									
610039M	(cont)	21455	CAMDEN	STBGP-FLEX-D00S (503)	44,766	\$1.76	\$1.25	\$3.00	\$1.30
	2022Q1	22408	ATLANTIC	STATE	100	\$4.00	\$4.00		\$4.00
		22406	BURLINGTON	STATE	500	\$3.70	\$3.00	\$0.37	\$4.00
		22407	CUMBERLAND	STATE	500	\$0.01			\$3.00
		22408	ATLANTIC	STATE	500	\$0.01	\$3.00		\$3.00
	2022Q2	22136	CAMDEN	NHP-0042 (306)	4,932	\$3.75	\$3.25		\$3.00
		22111	BURLINGTON	NHP-0068 (301)	18,125	\$5.58			\$3.00
		22130	CAPE MAY	NHP-0083 (300)	79,570	\$0.01			\$2.00

BOLLARD / U									
610045M	2022Q2	22103	BURLINGTON	NHP-0206 (333)	33	\$675	\$700	\$1,000	\$1,070

TRAFFIC MARKINGS SYMBOLS / SF									
610060M	2021Q4	21455	CAMDEN	STBGP-FLEX-D00S (503)	89,531	\$8.00	\$7.50	\$15.00	\$7.00
	2022Q1	22408	ATLANTIC	STATE	139	\$8.50	\$8.60		\$7.00
		22407	CUMBERLAND	STATE	1,186	\$7.00			\$7.00
		22407	CUMBERLAND	STATE	1,250	\$0.01			\$8.00
		22408	ATLANTIC	STATE	1,250	\$0.01	\$6.80		\$8.00
		22406	BURLINGTON	STATE	3,235	\$6.55	\$7.00	\$6.55	\$7.00
	2022Q2	22136	CAMDEN	NHP-0042 (306)	264	\$6.90	\$10.00		\$8.00
		22130	CAPE MAY	NHP-0083 (300)	570	\$18.75			\$5.00
		22111	BURLINGTON	NHP-0068 (301)	4,500	\$7.44			\$6.00

HISTORICAL BID PRICE LISTING
 BY REGION

REGION: S

PAY ITEM	CALENDAR QUARTER	CONTRACT NUMBER	COUNTY LOCATION	PROJECT DESCRIPTION	BID QUANTITY	AWARD PRICE	SECOND BIDDER	THIRD BIDDER	ESTIMATE

CRASH CUSH, COMP BAR, TYPE 3, NARROW / U									
611312M	2022Q2	22114	CAMDEN	NHP-0076 (207)	1	\$7,000	\$15,000	\$55,000	\$35,000
		22125	BURLINGTON	NHP-D00S (589)	3	\$35,000	\$57,000	\$59,700	\$30,000

CRASH CUSHION, LOW MAINTENANCE, COMPRESS / U									
611348M	2022Q2	22125	BURLINGTON	NHP-D00S (589)	1	\$35,000	\$57,000	\$55,600	\$39,000

HISTORICAL BID PRICE LISTING
 BY REGION

REGION: S

PAY ITEM	CALENDAR QUARTER	CONTRACT NUMBER	COUNTY LOCATION	PROJECT DESCRIPTION	BID QUANTITY	AWARD PRICE	SECOND BIDDER	THIRD BIDDER	ESTIMATE
REGULATORY AND WARNING SIGN / SF									
612003P	2022Q2	22114	CAMDEN	NHP-0076 (207)	14	\$30.00	\$65.00	\$100.00	\$40.00
		22124	CUMBERLAND	NHP-0555 (303)	105	\$45.00	\$40.00	\$29.50	\$45.00
		22103	BURLINGTON	NHP-0206 (333)	607	\$45.00	\$38.00	\$44.00	\$39.00
		22136	CAMDEN	NHP-0042 (306)	950	\$34.00	\$55.00		\$41.00

GUIDE SIGN, TYPE GA, BREAKAWAY SUPPORTS / SF									
612009P	2022Q2	22136	CAMDEN	NHP-0042 (306)	1,300	\$24.00	\$45.00		\$80.00

RELOCATE SIGN, TYPE SSL / SF									
612020P	2022Q2	22136	CAMDEN	NHP-0042 (306)	25	\$40.00	\$150.00		\$30.00

RELOCATE SIGN / U									
612021M	2022Q2	22125	BURLINGTON	NHP-D00S (589)	15	\$350.00	\$175.00	\$415.00	\$350.00

CUSTOM SIGN / SF									
612032P	2022Q2	22103	BURLINGTON	NHP-0206 (333)	12	\$45.00	\$40.00	\$44.00	\$17.00

HISTORICAL BID PRICE LISTING
 BY REGION

REGION: S

PAY ITEM	CALENDAR QUARTER	CONTRACT NUMBER	COUNTY LOCATION	PROJECT DESCRIPTION	BID QUANTITY	AWARD PRICE	SECOND BIDDER	THIRD BIDDER	ESTIMATE
-----	-----	-----	-----	-----	-----	-----	-----	-----	-----
10" DUCTILE IRON WATER PIPE, CLASS 52 / LF									
651060P	2022Q2	22114	CAMDEN	NHP-0076(207)	557	\$600.00	\$300.00	\$280.00	\$600.00

HISTORICAL BID PRICE LISTING
 BY REGION

REGION: S

PAY ITEM	CALENDAR QUARTER	CONTRACT NUMBER	COUNTY LOCATION	PROJECT DESCRIPTION	BID QUANTITY	AWARD PRICE	SECOND BIDDER	THIRD BIDDER	ESTIMATE

WATER SERVICE CONNECTION / U									
651243M	2022Q2	22114	CAMDEN	NHP-0076(207)	2	\$5,200	\$4,500	\$5,900	\$6,000

RESET WATER VALVE BOX / U									
651255M	2022Q1	22408	ATLANTIC	STATE	5	\$0.01	\$0.01		\$80.00
		22407	CUMBERLAND	STATE	20	\$10.00			\$80.00
		22406	BURLINGTON	STATE	29	\$50.00	\$15.00	\$50.00	\$80.00
		22407	CUMBERLAND	STATE	100	\$0.01			\$50.00
		22408	ATLANTIC	STATE	100	\$0.01	\$0.01		\$50.00

HISTORICAL BID PRICE LISTING
BY REGION

REGION: S

PAY ITEM -----	CALENDAR QUARTER	CONTRACT NUMBER	COUNTY LOCATION	PROJECT DESCRIPTION	BID QUANTITY	AWARD PRICE	SECOND BIDDER	THIRD BIDDER	ESTIMATE
-----	-----	-----	-----	-----	-----	-----	-----	-----	-----
SEPTIC SYSTEM / LS									
652443P	2022Q2	22103	BURLINGTON	NHP-0206(333)	1	\$35,000	\$50,000	\$150,000	\$30,000

HISTORICAL BID PRICE LISTING
 BY REGION

REGION: S

PAY ITEM	CALENDAR QUARTER	CONTRACT NUMBER	COUNTY LOCATION	PROJECT DESCRIPTION	BID QUANTITY	AWARD PRICE	SECOND BIDDER	THIRD BIDDER	ESTIMATE
RESET GAS VALVE BOX / U									
653084M	2022Q1	22408	ATLANTIC	STATE	9	\$0.01	\$0.01		\$80.00
		22406	BURLINGTON	STATE	17	\$50.00	\$15.00	\$50.00	\$80.00
		22407	CUMBERLAND	STATE	20	\$5.00			\$80.00
		22407	CUMBERLAND	STATE	100	\$0.01			\$50.00
		22408	ATLANTIC	STATE	100	\$0.01	\$0.01		\$50.00

HISTORICAL BID PRICE LISTING
 BY REGION

REGION: S

PAY ITEM	CALENDAR QUARTER	CONTRACT NUMBER	COUNTY LOCATION	PROJECT DESCRIPTION	BID QUANTITY	AWARD PRICE	SECOND BIDDER	THIRD BIDDER	ESTIMATE
ELECTRICAL CONDUIT / LF									
654003P	2022Q2	22124	CUMBERLAND	NHP-0555 (303)	470	\$215.00	\$250.00	\$267.00	\$230.00
ELECTRIC RISER / U									
654027M	2022Q2	22114	CAMDEN	NHP-0076 (207)	3	\$1,000	\$1,000	\$5,000	\$5,000
ELECTRICAL MANHOLE / U									
654030M	2022Q2	22114	CAMDEN	NHP-0076 (207)	2	\$120,000	\$132,000	\$50,000	\$45,000
CONCRETE ENCASED DUCT BANK, 2-5" PVC / LF									
654060P	2022Q2	22114	CAMDEN	NHP-0076 (207)	385	\$350.00	\$325.00	\$200.00	\$400.00
CONCRETE ENCASED DUCT BANK, 12-5" PVC / LF									
654065P	2022Q2	22114	CAMDEN	NHP-0076 (207)	563	\$550.00	\$530.00	\$750.00	\$500.00

HISTORICAL BID PRICE LISTING
 BY REGION

REGION: S

PAY ITEM -----	CALENDAR QUARTER	CONTRACT NUMBER	COUNTY LOCATION	PROJECT DESCRIPTION	BID QUANTITY	AWARD PRICE	SECOND BIDDER	THIRD BIDDER	ESTIMATE
-----	-----	-----	-----	-----	-----	-----	-----	-----	-----
UTILITY PIPE SUPPORT / LS									
657005P	2022Q2	22124	CUMBERLAND	NHP-0555 (303)	1	\$25,000	\$47,500	\$45,540	\$200,000

HISTORICAL BID PRICE LISTING
 BY REGION

REGION: S

PAY ITEM	CALENDAR QUARTER	CONTRACT NUMBER	COUNTY LOCATION	PROJECT DESCRIPTION	BID QUANTITY	AWARD PRICE	SECOND BIDDER	THIRD BIDDER	ESTIMATE

3/4" RIGID METALLIC CONDUIT / LF									
701006P	2022Q2	22125	BURLINGTON	NHP-D00S (589)	3	\$150.00	\$125.00	\$125.00	\$125.00
		22125	BURLINGTON	NHP-D00S (589)	3	\$150.00	\$125.00	\$125.00	\$125.00
		22125	BURLINGTON	NHP-D00S (589)	3	\$150.00	\$125.00	\$125.00	\$125.00
		22125	BURLINGTON	NHP-D00S (589)	3	\$150.00	\$125.00	\$125.00	\$125.00

2" RIGID METALLIC CONDUIT / LF									
701015P	2022Q2	22114	CAMDEN	NHP-0076 (207)	48	\$125.00	\$100.00	\$30.00	\$50.00

3" RIGID METALLIC CONDUIT / LF									
701021P	2022Q2	22125	BURLINGTON	NHP-D00S (589)	21	\$150.00	\$125.00	\$280.00	\$125.00
		22125	BURLINGTON	NHP-D00S (589)	21	\$150.00	\$125.00	\$280.00	\$125.00
		22124	CUMBERLAND	NHP-0555 (303)	500	\$80.00	\$94.00	\$102.00	\$70.00
		22124	CUMBERLAND	NHP-0555 (303)	610	\$60.00	\$70.50	\$76.25	\$75.00
		22103	BURLINGTON	NHP-0206 (333)	773	\$75.00	\$86.00	\$86.00	\$42.00

2" RIGID NONMETALLIC CONDUIT / LF									
701027P	2022Q2	22125	BURLINGTON	NHP-D00S (589)	33	\$150.00	\$150.00	\$150.00	\$75.00
		22125	BURLINGTON	NHP-D00S (589)	37	\$150.00	\$150.00	\$135.00	\$75.00

FIBERGLASS CONDUIT / LF									
701091P	2022Q2	22124	CUMBERLAND	NHP-0555 (303)	1,405	\$40.00	\$119.00	\$145.00	\$80.00

HISTORICAL BID PRICE LISTING
BY REGION

REGION: S

PAY ITEM	CALENDAR QUARTER	CONTRACT NUMBER	COUNTY LOCATION	PROJECT DESCRIPTION	BID QUANTITY	AWARD PRICE	SECOND BIDDER	THIRD BIDDER	ESTIMATE
18" X 36" JUNCTION BOX / U									
701102M	2022Q1	22408	ATLANTIC	STATE	2	\$4,200	\$4,600		\$2,475
	2022Q2	22124	CUMBERLAND	NHP-0555 (303)	3	\$3,600	\$4,000	\$4,310	\$4,200
		22124	CUMBERLAND	NHP-0555 (303)	4	\$2,000	\$1,450	\$4,090	\$1,500
		22103	BURLINGTON	NHP-0206 (333)	9	\$2,500	\$3,330	\$3,330	\$55.00

18" X 8" X 6" METAL JUNCTION BOX / U									
701112M	2022Q2	22125	BURLINGTON	NHP-D00S (589)	2	\$5,000	\$7,500	\$7,100	\$2,000
		22125	BURLINGTON	NHP-D00S (589)	2	\$4,300	\$7,500	\$7,100	\$2,000
		22125	BURLINGTON	NHP-D00S (589)	2	\$5,000	\$7,500	\$7,100	\$2,000
		22125	BURLINGTON	NHP-D00S (589)	2	\$5,000	\$7,500	\$7,100	\$2,000

JUNCTION BOX FOUNDATION / U									
701117M	2022Q2	22103	BURLINGTON	NHP-0206 (333)	1	\$2,650	\$3,120	\$3,120	\$2,820
		22124	CUMBERLAND	NHP-0555 (303)	1	\$3,600	\$4,000	\$4,320	\$3,100

FOUNDATION, TYPE SFT / U									
701123M	2022Q2	22124	CUMBERLAND	NHP-0555 (303)	1	\$3,000	\$3,200	\$3,470	\$2,550
		22103	BURLINGTON	NHP-0206 (333)	2	\$2,335	\$2,800	\$2,800	\$2,200

FOUNDATION, TYPE P-MC MODIFIED / U									
701128M	2022Q2	22124	CUMBERLAND	NHP-0555 (303)	1	\$5,500	\$6,400	\$6,910	\$4,500

FOUNDATION, TYPE SPF / U									
701135M	2022Q2	22124	CUMBERLAND	NHP-0555 (303)	2	\$2,500	\$2,750	\$2,980	\$1,800
		22103	BURLINGTON	NHP-0206 (333)	3	\$1,700	\$2,200	\$2,200	\$2,000

BORING FOR FOUNDATION, STF 50 FOOT ARM / U									
701136M	2022Q2	22103	BURLINGTON	NHP-0206 (333)	2	\$6,000	\$14,800	\$2,500	\$8,500

HISTORICAL BID PRICE LISTING
 BY REGION

REGION: S

PAY ITEM	CALENDAR QUARTER	CONTRACT NUMBER	COUNTY LOCATION	PROJECT DESCRIPTION	BID QUANTITY	AWARD PRICE	SECOND BIDDER	THIRD BIDDER	ESTIMATE
FOUNDATION, STF FOR GREATER THAN 50 FOOT / LF									
701137M	2022Q2	22103	BURLINGTON	NHP-0206(333)	2	\$4,240	\$27,200	\$5,000	\$7,950

FOUNDATION, TYPE SFK / U									
701144M	2022Q2	22103	BURLINGTON	NHP-0206(333)	2	\$2,550	\$3,200	\$3,200	\$2,425
		22124	CUMBERLAND	NHP-0555(303)	2	\$3,100	\$3,750	\$3,970	\$2,575

METER CABINET, TYPE TL / U									
701171M	2022Q2	22103	BURLINGTON	NHP-0206(333)	1	\$5,100	\$4,180	\$4,200	\$4,200
		22124	CUMBERLAND	NHP-0555(303)	1	\$4,200	\$4,500	\$4,960	\$4,100

GROUND WIRE, NO. 8 AWG / LF									
701192P	2022Q2	22124	CUMBERLAND	NHP-0555(303)	355	\$1.25	\$1.40	\$1.50	\$4.00
		22103	BURLINGTON	NHP-0206(333)	607	\$2.35	\$1.36	\$1.35	\$3.00

HISTORICAL BID PRICE LISTING
 BY REGION

REGION: S

PAY ITEM	CALENDAR QUARTER	CONTRACT NUMBER	COUNTY LOCATION	PROJECT DESCRIPTION	BID QUANTITY	AWARD PRICE	SECOND BIDDER	THIRD BIDDER	ESTIMATE
MULTIPLE LIGHTING WIRE, NO. 8 AWG / LF									
701201P	2022Q2	22124	CUMBERLAND	NHP-0555 (303)	450	\$1.35	\$1.55	\$1.65	\$5.00
		22103	BURLINGTON	NHP-0206 (333)	1,492	\$3.25	\$1.42	\$1.45	\$3.00

SERVICE WIRE, NO. 2 AWG / LF									
701210P	2022Q2	22114	CAMDEN	NHP-0076 (207)	205	\$5.00	\$30.00	\$30.00	\$8.00

SERVICE WIRE, NO. 6 AWG / LF									
701213P	2022Q2	22103	BURLINGTON	NHP-0206 (333)	142	\$2.50	\$3.43	\$3.50	\$4.00
		22124	CUMBERLAND	NHP-0555 (303)	200	\$3.25	\$3.65	\$3.95	\$7.00

HISTORICAL BID PRICE LISTING
 BY REGION

REGION: S

PAY ITEM	CALENDAR QUARTER	CONTRACT NUMBER	COUNTY LOCATION	PROJECT DESCRIPTION	BID QUANTITY	AWARD PRICE	SECOND BIDDER	THIRD BIDDER	ESTIMATE
CONTROLLER, 8 PHASE / U									
702009M	2022Q2	22103	BURLINGTON	NHP-0206 (333)	1	\$17,500	\$15,440	\$25,000	\$14,985
		22124	CUMBERLAND	NHP-0555 (303)	1	\$17,000	\$18,000	\$19,700	\$20,000
TRAFFIC SIGNAL STANDARD, ALUMINUM / U									
702012M	2022Q2	22124	CUMBERLAND	NHP-0555 (303)	3	\$4,100	\$4,650	\$5,040	\$3,100
		22103	BURLINGTON	NHP-0206 (333)	4	\$3,320	\$3,580	\$3,600	\$2,185
SIGNAL STANDARD GREATER 50 FOOT, STEEL / U									
702014M	2022Q2	22103	BURLINGTON	NHP-0206 (333)	2	\$18,745	\$19,980	\$20,000	\$6,270
PEDESTRIAN SIGNAL STANDARD / U									
702018M	2022Q2	22124	CUMBERLAND	NHP-0555 (303)	2	\$1,000	\$1,175	\$1,270	\$1,100
		22103	BURLINGTON	NHP-0206 (333)	3	\$1,100	\$998	\$1,000	\$900.00
TRAFFIC SIGNAL MAST ARM, ALUMINUM / U									
702021M	2022Q2	22103	BURLINGTON	NHP-0206 (333)	2	\$4,600	\$2,980	\$3,000	\$3,235
		22124	CUMBERLAND	NHP-0555 (303)	2	\$3,000	\$3,500	\$3,790	\$2,700
TRAFFIC ARM GREATER THAN 50 FOOT, STEEL / U									
702025M	2022Q2	22103	BURLINGTON	NHP-0206 (333)	2	\$35,300	\$33,840	\$35,000	\$8,175
TRAFFIC SIGNAL CABLE, 2 CONDUCTOR / LF									
702027P	2022Q2	22124	CUMBERLAND	NHP-0555 (303)	350	\$1.30	\$1.45	\$1.55	\$3.00
		22103	BURLINGTON	NHP-0206 (333)	1,114	\$2.30	\$1.28	\$1.30	\$3.00
TRAFFIC SIGNAL CABLE, 5 CONDUCTOR / LF									
702030P	2022Q2	22124	CUMBERLAND	NHP-0555 (303)	620	\$2.00	\$2.15	\$2.35	\$4.00

HISTORICAL BID PRICE LISTING
BY REGION

REGION: S

PAY ITEM	CALENDAR QUARTER	CONTRACT NUMBER	COUNTY LOCATION	PROJECT DESCRIPTION	BID QUANTITY	AWARD PRICE	SECOND BIDDER	THIRD BIDDER	ESTIMATE
TRAFFIC SIGNAL CABLE, 5 CONDUCTOR / LF									
702030P	(cont)	22103	BURLINGTON	NHP-0206(333)	1,447	\$2.85	\$2.01	\$2.00	\$3.00
TRAFFIC SIGNAL CABLE, 10 CONDUCTOR / LF									
702033P	2022Q2	22124	CUMBERLAND	NHP-0555(303)	1,020	\$3.60	\$4.10	\$4.45	\$4.00
		22103	BURLINGTON	NHP-0206(333)	2,333	\$3.85	\$4.50	\$4.50	\$4.00
TRAFFIC SIGNAL HEAD / U									
702036M	2022Q2	22124	CUMBERLAND	NHP-0555(303)	8	\$1,400	\$1,500	\$1,600	\$1,375
		22103	BURLINGTON	NHP-0206(333)	16	\$1,450	\$1,640	\$1,640	\$1,080
PUSH BUTTON INSTALLATION / U									
702038M	2022Q2	22124	CUMBERLAND	NHP-0555(303)	1	\$2,400	\$2,850	\$3,100	\$2,000
PEDESTRIAN SIGNAL HEAD / U									
702039M	2022Q2	22103	BURLINGTON	NHP-0206(333)	4	\$885	\$1,040	\$1,040	\$1,000
		22124	CUMBERLAND	NHP-0555(303)	4	\$1,000	\$1,125	\$1,220	\$1,000
PUSH BUTTON / U									
702042M	2022Q2	22124	CUMBERLAND	NHP-0555(303)	2	\$450.00	\$500.00	\$553.00	\$500.00
		22103	BURLINGTON	NHP-0206(333)	4	\$470.00	\$409.00	\$410.00	\$500.00
RADAR DETECTOR / U									
702046M	2022Q2	22124	CUMBERLAND	NHP-0555(303)	2	\$10,000	\$10,750	\$11,530	\$9,500
		22103	BURLINGTON	NHP-0206(333)	4	\$8,590	\$9,010	\$9,000	\$9,000
GENERATOR AUXILIARY CABINET / U									
702050M	2022Q2	22103	BURLINGTON	NHP-0206(333)	1	\$8,545	\$7,290	\$7,300	\$8,200

HISTORICAL BID PRICE LISTING
 BY REGION

REGION: S

PAY ITEM	CALENDAR QUARTER	CONTRACT NUMBER	COUNTY LOCATION	PROJECT DESCRIPTION	BID QUANTITY	AWARD PRICE	SECOND BIDDER	THIRD BIDDER	ESTIMATE
GENERATOR AUXILIARY CABINET / U									
702050M	(cont)	22124	CUMBERLAND	NHP-0555 (303)	1	\$7,500	\$8,250	\$8,970	\$7,300

INTERIM TRAFFIC SIGNAL SYSTEM, LOCATION / LS									
702057M	2022Q2	22103	BURLINGTON	NHP-0206 (333)	1	\$14,300	\$81,550	\$5,000	\$11,100

CONTROLLER TURN-ON / U									
702060M	2022Q2	22103	BURLINGTON	NHP-0206 (333)	1	\$14,000	\$4,760	\$8,000	\$2,725
		22124	CUMBERLAND	NHP-0555 (303)	1	\$3,600	\$4,100	\$4,440	\$7,400

HISTORICAL BID PRICE LISTING
 BY REGION

REGION: S

PAY ITEM	CALENDAR QUARTER	CONTRACT NUMBER	COUNTY LOCATION	PROJECT DESCRIPTION	BID QUANTITY	AWARD PRICE	SECOND BIDDER	THIRD BIDDER	ESTIMATE

LIGHTING STANDARD ALUMINUM / U									
703003M	2022Q2	22103	BURLINGTON	NHP-0206 (333)	1	\$2,525	\$2,600	\$2,600	\$2,000
		22124	CUMBERLAND	NHP-0555 (303)	1	\$2,700	\$3,100	\$3,370	\$2,600

LUMINAIRE / U									
703018M	2022Q2	22124	CUMBERLAND	NHP-0555 (303)	2	\$2,000	\$2,250	\$2,450	\$1,950
		22103	BURLINGTON	NHP-0206 (333)	4	\$2,630	\$2,310	\$2,300	\$1,700

HISTORICAL BID PRICE LISTING
 BY REGION

REGION: S

PAY ITEM	CALENDAR QUARTER	CONTRACT NUMBER	COUNTY LOCATION	PROJECT DESCRIPTION	BID QUANTITY	AWARD PRICE	SECOND BIDDER	THIRD BIDDER	ESTIMATE
WIM ROADWAY DEVICES 1 LANES / U									
704189M	2022Q1	22408	ATLANTIC	STATE	4	\$25,000	\$26,500		\$32,039
	2022Q2	22111	BURLINGTON	NHP-0068 (301)	6	\$45,388			\$30,500

HISTORICAL BID PRICE LISTING
 BY REGION

REGION: S

PAY ITEM	CALENDAR QUARTER	CONTRACT NUMBER	COUNTY LOCATION	PROJECT DESCRIPTION	BID QUANTITY	AWARD PRICE	SECOND BIDDER	THIRD BIDDER	ESTIMATE
SELECTIVE CLEARING / SY									
801012M	2022Q2	22125	BURLINGTON	NHP-D00S (589)	2,276	\$40.00	\$50.00	\$29.00	\$7.00

HISTORICAL BID PRICE LISTING
 BY REGION

REGION: S

PAY ITEM	CALENDAR QUARTER	CONTRACT NUMBER	COUNTY LOCATION	PROJECT DESCRIPTION	BID QUANTITY	AWARD PRICE	SECOND BIDDER	THIRD BIDDER	ESTIMATE

TRIMMING EXISTING TREE, OVER 6" TO 12" D / U									
802003M	2022Q1	22426	CAMDEN	STATE	25	\$25.00	\$120.00		\$100.00

TRIMMING EXISTING TREE, OVER 12" TO 18" / U									
802006M	2022Q1	22426	CAMDEN	STATE	3	\$25.00	\$120.00		\$150.00

TRIMMING EXISTING TREE, OVER 18" TO 24" / U									
802009M	2022Q1	22426	CAMDEN	STATE	3	\$25.00	\$120.00		\$150.00

TRIMMING EXISTING TREE, OVER 24" TO 30" / U									
802012M	2022Q1	22426	CAMDEN	STATE	3	\$25.00	\$120.00		\$150.00

TRIMMING EXISTING TREE, OVER 30" TO 36" / U									
802015M	2022Q1	22426	CAMDEN	STATE	3	\$25.00	\$120.00		\$150.00

TRIMMING EXISTING TREE, OVER 36" DIAMETE / U									
802018M	2022Q1	22426	CAMDEN	STATE	3	\$25.00	\$120.00		\$170.00

TREE REMOVAL, OVER 6" TO 12" DIAMETER / U									
802021M	2022Q1	22426	CAMDEN	STATE	25	\$50.00	\$300.00		\$100.00

TREE REMOVAL, OVER 12" TO 18" DIAMETER / U									
802024M	2022Q1	22426	CAMDEN	STATE	3	\$100.00	\$300.00		\$250.00

TREE REMOVAL, OVER 18" TO 24" DIAMETER / U									
802027M	2022Q1	22426	CAMDEN	STATE	3	\$250.00	\$300.00		\$250.00

HISTORICAL BID PRICE LISTING
 BY REGION

REGION: S

PAY ITEM	CALENDAR QUARTER	CONTRACT NUMBER	COUNTY LOCATION	PROJECT DESCRIPTION	BID QUANTITY	AWARD PRICE	SECOND BIDDER	THIRD BIDDER	ESTIMATE

TREE REMOVAL, OVER 24" TO 30" DIAMETER / U									
802030M	2022Q1	22426	CAMDEN	STATE	3	\$600.00	\$300.00		\$250.00

TREE REMOVAL, OVER 30" TO 36" DIAMETER / U									
802033M	2022Q1	22426	CAMDEN	STATE	3	\$900.00	\$300.00		\$550.00
	2022Q2	22125	BURLINGTON	NHP-D00S (589)	1	\$3,000	\$5,200	\$7,250	\$3,700

TREE REMOVAL, OVER 36" DIAMETER / U									
802036M	2022Q1	22426	CAMDEN	STATE	3	\$1,100	\$300		\$1,000

HISTORICAL BID PRICE LISTING
 BY REGION

REGION: S

PAY ITEM	CALENDAR QUARTER	CONTRACT NUMBER	COUNTY LOCATION	PROJECT DESCRIPTION	BID QUANTITY	AWARD PRICE	SECOND BIDDER	THIRD BIDDER	ESTIMATE
TOPSOIL SPREADING ___" THICK / SY									
804000P	2022Q1	22407	CUMBERLAND	STATE	739	\$10.00			\$7.00
		22406	BURLINGTON	STATE	1,127	\$1.00	\$3.00	\$3.25	\$7.00
		22408	ATLANTIC	STATE	1,198	\$0.50	\$4.00		\$7.00
		22407	CUMBERLAND	STATE	5,000	\$0.01			\$5.00
		22408	ATLANTIC	STATE	5,000	\$0.01	\$0.01		\$5.00
	2022Q2	22114	CAMDEN	NHP-0076 (207)	130	\$5.00	\$10.00	\$10.00	\$10.00
		22124	CUMBERLAND	NHP-0555 (303)	160	\$20.00	\$27.50	\$11.75	\$12.00
		22125	BURLINGTON	NHP-D00S (589)	450	\$13.00	\$30.00	\$67.00	\$4.00
		22103	BURLINGTON	NHP-0206 (333)	6,445	\$5.00	\$2.75	\$3.80	\$7.00

BORROW TOPSOIL / CY									
804015P	2022Q1	22406	BURLINGTON	STATE	100	\$31.00	\$10.00	\$55.00	\$50.00
		22407	CUMBERLAND	STATE	100	\$50.00			\$50.00
		22408	ATLANTIC	STATE	130	\$1.00	\$10.00		\$50.00
		22407	CUMBERLAND	STATE	1,250	\$0.01			\$4.00
		22408	ATLANTIC	STATE	1,250	\$0.01	\$0.01		\$4.00
	2022Q2	22114	CAMDEN	NHP-0076 (207)	4	\$75.00	\$150.00	\$100.00	\$63.00
		22124	CUMBERLAND	NHP-0555 (303)	29	\$60.00	\$35.00	\$76.50	\$55.00
		22125	BURLINGTON	NHP-D00S (589)	55	\$50.00	\$75.00	\$235.00	\$48.00
		22103	BURLINGTON	NHP-0206 (333)	1,140	\$50.00	\$55.00	\$30.50	\$30.00

HISTORICAL BID PRICE LISTING
 BY REGION

REGION: S

PAY ITEM	CALENDAR QUARTER	CONTRACT NUMBER	COUNTY LOCATION	PROJECT DESCRIPTION	BID QUANTITY	AWARD PRICE	SECOND BIDDER	THIRD BIDDER	ESTIMATE

TURF REPAIR STRIP / LF									
805003M	2022Q1	22406	BURLINGTON	STATE	2,000	\$1.00	\$2.50	\$8.00	\$3.00
		22407	CUMBERLAND	STATE	2,000	\$4.00			\$3.00
		22408	ATLANTIC	STATE	2,000	\$2.00	\$2.50		\$3.00
		22407	CUMBERLAND	STATE	5,000	\$0.01			\$2.00
		22408	ATLANTIC	STATE	5,000	\$0.01	\$0.01		\$2.00
	2022Q2	22136	CAMDEN	NHP-0042 (306)	55	\$20.00	\$100.00		\$24.00
		22109	CUMBERLAND	NHP-D00S (580)	397	\$46.25			\$15.00
		22130	CAPE MAY	NHP-0083 (300)	1,267	\$47.34			\$18.00
		22111	BURLINGTON	NHP-0068 (301)	3,839	\$18.35			\$3.00

STABILIZED TURF / SY									
805005M	2021Q4	21128	ATLANTIC	NHP-0030 (363)	858	\$73.67			\$15.00
	2022Q2	22111	BURLINGTON	NHP-0068 (301)	199	\$105.72			\$35.00

HISTORICAL BID PRICE LISTING
 BY REGION

REGION: S

PAY ITEM	CALENDAR QUARTER	CONTRACT NUMBER	COUNTY LOCATION	PROJECT DESCRIPTION	BID QUANTITY	AWARD PRICE	SECOND BIDDER	THIRD BIDDER	ESTIMATE

FERTILIZING AND SEEDING, TYPE A / SY									
806003P	2022Q1	22407	CUMBERLAND	STATE	5,000	\$0.01			\$2.00
		22408	ATLANTIC	STATE	5,000	\$0.01	\$0.01		\$2.00

FERTILIZING AND SEEDING, TYPE A-3 / SY									
806006P	2022Q1	22407	CUMBERLAND	STATE	739	\$1.00			\$2.00
		22406	BURLINGTON	STATE	1,127	\$0.10	\$0.25	\$2.00	\$2.00
		22408	ATLANTIC	STATE	1,198	\$0.25	\$1.00		\$2.00
	2022Q2	22124	CUMBERLAND	NHP-0555 (303)	170	\$1.00	\$2.25	\$11.75	\$2.00
		22125	BURLINGTON	NHP-D00S (589)	400	\$2.00	\$7.00	\$1.50	\$2.00
		22103	BURLINGTON	NHP-0206 (333)	6,445	\$1.25	\$1.65	\$1.80	\$2.00

FERTILIZING AND SEEDING, TYPE F / SY									
806018P	2022Q2	22114	CAMDEN	NHP-0076 (207)	15	\$10.00	\$6.00	\$5.00	\$2.00
		22103	BURLINGTON	NHP-0206 (333)	294	\$0.10	\$2.00	\$2.50	\$4.00

FERTILIZING AND SEEDING, TYPE PINELANDS / SY									
806027P	2022Q2	22125	BURLINGTON	NHP-D00S (589)	50	\$2.00	\$25.00	\$1.50	\$2.00

FERTILIZING AND SEEDING, LOW MAINTENANCE / SY									
806033P	2022Q2	22114	CAMDEN	NHP-0076 (207)	157	\$5.00	\$6.00	\$5.00	\$2.00

HISTORICAL BID PRICE LISTING
 BY REGION

REGION: S

PAY ITEM	CALENDAR QUARTER	CONTRACT NUMBER	COUNTY LOCATION	PROJECT DESCRIPTION	BID QUANTITY	AWARD PRICE	SECOND BIDDER	THIRD BIDDER	ESTIMATE
-----	-----	-----	-----	-----	-----	-----	-----	-----	-----
TOPSOIL STABILIZATION, TYPE 1 MAT / SY									
807003M	2022Q2	22124	CUMBERLAND	NHP-0555(303)	10	\$4.00	\$5.75	\$11.75	\$14.00

HISTORICAL BID PRICE LISTING
 BY REGION

REGION: S

PAY ITEM	CALENDAR QUARTER	CONTRACT NUMBER	COUNTY LOCATION	PROJECT DESCRIPTION	BID QUANTITY	AWARD PRICE	SECOND BIDDER	THIRD BIDDER	ESTIMATE

STRAW MULCHING / SY									
809003M	2022Q1	22407	CUMBERLAND	STATE	739	\$0.01			\$2.00
		22406	BURLINGTON	STATE	1,127	\$0.10	\$0.25	\$0.90	\$2.00
		22408	ATLANTIC	STATE	1,198	\$0.10	\$0.20		\$2.00
		22407	CUMBERLAND	STATE	5,000	\$0.01			\$1.00
		22408	ATLANTIC	STATE	5,000	\$0.01	\$0.01		\$1.00
	2022Q2	22114	CAMDEN	NHP-0076 (207)	157	\$5.00	\$6.00	\$2.00	\$2.00
		22124	CUMBERLAND	NHP-0555 (303)	170	\$1.00	\$1.15	\$11.75	\$2.00
		22103	BURLINGTON	NHP-0206 (333)	6,445	\$0.75	\$0.80	\$1.25	\$1.00

FIBER MULCHING / SY									
809006M	2022Q2	22125	BURLINGTON	NHP-D00S (589)	450	\$4.00	\$7.00	\$3.00	\$3.00

HISTORICAL BID PRICE LISTING
 BY REGION

REGION: S

PAY ITEM	CALENDAR QUARTER	CONTRACT NUMBER	COUNTY LOCATION	PROJECT DESCRIPTION	BID QUANTITY	AWARD PRICE	SECOND BIDDER	THIRD BIDDER	ESTIMATE
MISCELLANEOUS CONCRETE / CY									
903006M	2022Q1	22423	CAMDEN	N/A	20	\$250.00	\$750.00	\$500.00	\$600.00

HISTORICAL BID PRICE LISTING
 BY REGION

REGION: S

PAY ITEM -----	CALENDAR QUARTER -----	CONTRACT NUMBER -----	COUNTY LOCATION -----	PROJECT DESCRIPTION -----	BID QUANTITY -----	AWARD PRICE -----	SECOND BIDDER -----	THIRD BIDDER -----	ESTIMATE -----
INSPECTION OF UNITS / U									
MMA001M	2022Q1	22423	CAMDEN	N/A	15	\$1,000	\$1,000	\$1,000	\$1,000

HISTORICAL BID PRICE LISTING
 BY REGION

REGION: S

PAY ITEM	CALENDAR QUARTER	CONTRACT NUMBER	COUNTY LOCATION	PROJECT DESCRIPTION	BID QUANTITY	AWARD PRICE	SECOND BIDDER	THIRD BIDDER	ESTIMATE
BRIDGE HEADER REPAIR / LF									
MMB070M	2021Q4	21475	ATLANTIC	NHP-0052 (302)	2,200	\$95.00	\$120.00	\$200.00	\$200.00
CONCRETE BALUSTRADE REPAIR / LF									
MMB076M	2021Q4	21475	ATLANTIC	NHP-0052 (302)	1,000	\$100.00	\$145.00	\$200.00	\$240.00
REPAIR CONCRETE CURB / LF									
MMB077M	2021Q4	21475	ATLANTIC	NHP-0052 (302)	1,000	\$112.00	\$90.00	\$185.00	\$125.00
FLOODLIGHTS FOR NIGHTTIME OPERATION / U									
MMB085M	2021Q4	20460	CAMDEN	NHP-D00S (455)	8	\$1,000	\$1,000	\$50	\$500.00
DECK CORROSION INHIBITOR / SY									
MMB086M	2021Q4	21475	ATLANTIC	NHP-0052 (302)	300,000	\$5.50	\$7.75	\$8.00	\$10.00
DECK JOINT RESEAL (SILICON) / LF									
MMB087M	2021Q4	21475	ATLANTIC	NHP-0052 (302)	5,500	\$42.00	\$16.50	\$200.00	\$60.00
BRIDGE DECK CRACK SEALING / LF									
MMB088M	2021Q4	21475	ATLANTIC	NHP-0052 (302)	5,000	\$5.50	\$28.00	\$20.00	\$20.00
DECK JOINT REPAIR / LF									
MMB089M	2021Q4	21475	ATLANTIC	NHP-0052 (302)	1,000	\$195.00	\$225.00	\$375.00	\$140.00
DECK JOINT RESEAL (RUBBER ASPHALT) / LF									
MMB090M	2021Q4	21475	ATLANTIC	NHP-0052 (302)	2,500	\$18.00	\$1.00	\$15.00	\$45.00

HISTORICAL BID PRICE LISTING
 BY REGION

REGION: S

PAY ITEM	CALENDAR QUARTER	CONTRACT NUMBER	COUNTY LOCATION	PROJECT DESCRIPTION	BID QUANTITY	AWARD PRICE	SECOND BIDDER	THIRD BIDDER	ESTIMATE

FORCE ACCOUNT LABOR, EQUIPMENT & MATERIA / DOLL									
MMB091M	2022Q1	22426	CAMDEN	STATE	80,000	\$1.00	\$1.00		\$1.00

CREW COORDINATOR / HOUR									
MMB092M	2021Q4	22436	BURLINGTON	N/A	40	\$125.00	\$125.00	\$125.00	\$125.00
		22417	BURLINGTON	N/A	50	\$125.00	\$125.00	\$125.00	\$125.00
		22414	BURLINGTON	N/A	100	\$125.00	\$125.00	\$125.00	\$125.00
		22420	CUMBERLAND	N/A	250	\$125.00	\$125.00		\$125.00

HISTORICAL BID PRICE LISTING
 BY REGION

REGION: S

PAY ITEM	CALENDAR QUARTER	CONTRACT NUMBER	COUNTY LOCATION	PROJECT DESCRIPTION	BID QUANTITY	AWARD PRICE	SECOND BIDDER	THIRD BIDDER	ESTIMATE
POWER TOOL CLEANING AND PAINTING / SF									
MMB135M	2021Q4	21475	ATLANTIC	NHP-0052 (302)	10,000	\$38.00	\$46.00	\$100.00	\$50.00

LANE CLOSURES / HOUR									
MMB172M	2021Q4	22420	CUMBERLAND	N/A	1,500	\$185.00	\$190.56		\$75.00
		22414	BURLINGTON	N/A	2,000	\$0.01	\$0.01	\$1.00	\$50.00
		22433	CAMDEN	100% State	2,000	\$170.00	\$0.01	\$1.00	\$65.00
		22436	BURLINGTON	N/A	2,100	\$0.01	\$0.01	\$1.00	\$65.00
		22417	BURLINGTON	N/A	4,800	\$0.01	\$0.01	\$200.00	\$50.00

SOLID WASTE DISPOSAL / DOLL									
MMB173M	2021Q4	22420	CUMBERLAND	N/A	1,000	\$1.00	\$1.00		\$1.00
		22414	BURLINGTON	N/A	5,000	\$1.00	\$1.00	\$1.00	\$1.00
		22417	BURLINGTON	N/A	10,000	\$1.00	\$1.00	\$1.00	\$1.00
		22433	CAMDEN	100% State	10,000	\$1.00	\$1.00	\$1.00	\$1.00
		22436	BURLINGTON	N/A	40,000	\$1.00	\$1.00	\$1.00	\$1.00

REPAIR CATEGORY "A" / HOUR									
MMB181M	2022Q1	22423	CAMDEN	N/A	120	\$1,300	\$1,500	\$1,000	\$1,200

DIVING CREW / HOUR									
MMB185M	2021Q4	22436	BURLINGTON	N/A	1,400	\$360.18	\$354.00	\$400.00	\$480.00

LABOR CREW / HOUR									
MMB186M	2021Q4	22420	CUMBERLAND	N/A	325	\$355.00	\$385.00		\$350.00
		22420	CUMBERLAND	N/A	700	\$560.00	\$575.02		\$575.00
		22420	CUMBERLAND	N/A	700	\$438.00	\$450.00		\$510.00
		22420	CUMBERLAND	N/A	700	\$262.00	\$255.00		\$325.00
		22420	CUMBERLAND	N/A	700	\$556.00	\$595.00		\$675.00

HISTORICAL BID PRICE LISTING
 BY REGION

REGION: S

PAY ITEM	CALENDAR QUARTER	CONTRACT NUMBER	COUNTY LOCATION	PROJECT DESCRIPTION	BID QUANTITY	AWARD PRICE	SECOND BIDDER	THIRD BIDDER	ESTIMATE
LABOR CREW / HOUR									
MMB186M	(cont)	22420	CUMBERLAND	N/A	700	\$630.00	\$585.00		\$625.00
		22420	CUMBERLAND	N/A	700	\$569.00	\$600.00		\$540.00
		22414	BURLINGTON	N/A	2,000	\$438.55	\$452.00	\$677.00	\$500.00
		22414	BURLINGTON	N/A	2,000	\$303.00	\$335.19	\$327.00	\$315.00
		22433	CAMDEN	100% State	2,000	\$590.00	\$815.00	\$828.00	\$670.00
		22433	CAMDEN	100% State	2,000	\$590.00	\$595.00	\$912.00	\$695.00
		22436	BURLINGTON	N/A	2,100	\$694.30	\$695.00	\$700.00	\$690.00
		22417	BURLINGTON	N/A	4,800	\$620.00	\$630.00	\$600.00	\$568.00

RAILROAD SERVICES / DOLL									
MMB188M	2021Q4	21475	ATLANTIC	NHP-0052 (302)	250,000	\$1.00	\$1.00	\$1.00	\$1.00

HISTORICAL BID PRICE LISTING
 BY REGION

REGION: S

PAY ITEM	CALENDAR QUARTER	CONTRACT NUMBER	COUNTY LOCATION	PROJECT DESCRIPTION	BID QUANTITY	AWARD PRICE	SECOND BIDDER	THIRD BIDDER	ESTIMATE
BRIDGE DECK POWER WASHING / SY									
MMB201M	2021Q4	21475	ATLANTIC	NHP-0052 (302)	600,000	\$2.00	\$2.50	\$2.50	\$3.00
METHACRYLATE FLOOD COAT / SY									
MMB203M	2021Q4	21475	ATLANTIC	NHP-0052 (302)	30,000	\$48.00	\$35.00	\$90.00	\$80.00
FLEXIBLE DELINEATORS, PARAPET MOUNTED / U									
MMB215M	2021Q4	21475	ATLANTIC	NHP-0052 (302)	1,000	\$32.00	\$30.00	\$40.00	\$35.00

HISTORICAL BID PRICE LISTING
 BY REGION

REGION: S

PAY ITEM	CALENDAR QUARTER	CONTRACT NUMBER	COUNTY LOCATION	PROJECT DESCRIPTION	BID QUANTITY	AWARD PRICE	SECOND BIDDER	THIRD BIDDER	ESTIMATE
CLEARING SITE / MILE									
MMD035M	2021Q4	21475	ATLANTIC	NHP-0052 (302)	1,250	\$380.00	\$120.00	\$0.01	\$350.00

RETROFIT COVER PLATE FOR INLET CURB PIEC / U									
MMD042M	2022Q1	22408	ATLANTIC	STATE	3	\$100.00	\$300.00		\$125.00
		22407	CUMBERLAND	STATE	5	\$300.00			\$125.00
		22406	BURLINGTON	STATE	26	\$200.00	\$350.00	\$650.00	\$125.00

HISTORICAL BID PRICE LISTING
 BY REGION

REGION: S

PAY ITEM	CALENDAR QUARTER	CONTRACT NUMBER	COUNTY LOCATION	PROJECT DESCRIPTION	BID QUANTITY	AWARD PRICE	SECOND BIDDER	THIRD BIDDER	ESTIMATE

RADAR DETECTION SYSTEM, 1 RADAR / U									
MME143M	2022Q1	22406	BURLINGTON	STATE	1	\$10,500	\$9,500	\$9,860	\$15,000

RADAR DETECTION SYSTEM, 2 RADAR / U									
MME144M	2022Q1	22408	ATLANTIC	STATE	2	\$18,000	\$20,000		\$25,000
		22407	CUMBERLAND	STATE	3	\$20,000			\$25,000
		22406	BURLINGTON	STATE	8	\$19,500	\$19,000	\$19,718	\$25,000

RADAR DETECTION SYSTEM, 3 RADAR / U									
MME145M	2022Q1	22407	CUMBERLAND	STATE	1	\$30,000			\$30,000

HISTORICAL BID PRICE LISTING
 BY REGION

REGION: S

PAY ITEM	CALENDAR QUARTER	CONTRACT NUMBER	COUNTY LOCATION	PROJECT DESCRIPTION	BID QUANTITY	AWARD PRICE	SECOND BIDDER	THIRD BIDDER	ESTIMATE

TRAFFIC CONTROL TRUCK WITH MOUNTED CRASH / DAY									
MMG008M	2022Q1	22407	CUMBERLAND	STATE	500	\$5.00			\$200.00
		22408	ATLANTIC	STATE	500	\$15.00	\$2.50		\$200.00

E-Z PASS / DOLL									
MMG009M	2021Q4	21475	ATLANTIC	NHP-0052 (302)	1	\$2,500	\$2,500	\$2,500	\$2,500
		20460	CAMDEN	NHP-D00S (455)	5,720	\$1.00	\$1.00	\$1.00	\$1.00

TELEPHONE SERVICE / DOLL									
MMG010M	2021Q4	22420	CUMBERLAND	N/A	1,000	\$1.00	\$1.00		\$1.00
		22414	BURLINGTON	N/A	1,500	\$1.00	\$1.00	\$1.00	\$1.00
		22417	BURLINGTON	N/A	1,500	\$1.00	\$1.00	\$1.00	\$1.00
		22433	CAMDEN	100% State	1,500	\$1.00	\$1.00	\$1.00	\$1.00
		22436	BURLINGTON	N/A	1,500	\$1.00	\$1.00	\$1.00	\$1.00
	2022Q1	22423	CAMDEN	N/A	1,000	\$1.00	\$1.00	\$1.00	\$1.00

FIELD OFFICE EQUIPMENT / DOLL									
MMG018M	2022Q1	22426	CAMDEN	STATE	500	\$1.00	\$1.00		\$1.00
		22423	CAMDEN	N/A	1,000	\$1.00	\$1.00	\$1.00	\$1.00

FIBER REINFORCED POLYMER CARBON WRAP / SF									
MMG024M	2021Q4	21475	ATLANTIC	NHP-0052 (302)	7,500	\$20.00	\$100.00	\$160.00	\$125.00

OVERTIME DIFFERENTIAL (OD) / DOLL									
MMG025M	2021Q4	22420	CUMBERLAND	N/A	20,000	\$1.00	\$1.00		\$1.00
		22433	CAMDEN	100% State	20,000	\$1.00	\$1.00	\$1.00	\$1.00
		22436	BURLINGTON	N/A	30,000	\$1.00	\$1.00	\$1.00	\$1.00
		22417	BURLINGTON	N/A	75,000	\$1.00	\$1.00	\$1.00	\$1.00

HISTORICAL BID PRICE LISTING
 BY REGION

REGION: S

PAY ITEM	CALENDAR QUARTER	CONTRACT NUMBER	COUNTY LOCATION	PROJECT DESCRIPTION	BID QUANTITY	AWARD PRICE	SECOND BIDDER	THIRD BIDDER	ESTIMATE

OVERTIME DIFFERENTIAL (OD) / DOLL									
MMG025M	(cont)	22414	BURLINGTON	N/A	100,000	\$1.00	\$1.00	\$1.00	\$1.00

STEEL POST FOR END TREATMENT / U									
MMG030M	2022Q1	22423	CAMDEN	N/A	65	\$450.00	\$501.00	\$125.00	\$200.00

ATTACHMENT TO STRUCTURE / LF									
MMG032M	2022Q1	22423	CAMDEN	N/A	10	\$100.00	\$240.00	\$200.00	\$200.00
		22423	CAMDEN	N/A	15	\$1.00	\$190.00	\$1.00	\$200.00

ATTACHMENT TO STRUCTURE / U									
MMG033M	2022Q1	22423	CAMDEN	N/A	10	\$1.00	\$210.00	\$1.00	\$200.00

RIPRAP STONE SLOPE PROTECTION / T									
MMG036M	2022Q1	22407	CUMBERLAND	STATE	50	\$0.01			\$55.00
		22408	ATLANTIC	STATE	50	\$0.01	\$0.01		\$55.00

POLYMER STRUCTURAL WALE / LF									
MMG039M	2021Q4	21475	ATLANTIC	NHP-0052 (302)	100	\$500.00	\$240.00	\$630.00	\$315.00

CONNECTING WALKWAY / LF									
MMG041M	2021Q4	21475	ATLANTIC	NHP-0052 (302)	200	\$480.00	\$300.00	\$320.00	\$360.00

CLEAN TIDE CLEARANCE GAUGE / U									
MMG045M	2021Q4	21475	ATLANTIC	NHP-0052 (302)	1,200	\$400.00	\$240.00	\$435.00	\$500.00

HISTORICAL BID PRICE LISTING
BY REGION

REGION: S

PAY ITEM	CALENDAR QUARTER	CONTRACT NUMBER	COUNTY LOCATION	PROJECT DESCRIPTION	BID QUANTITY	AWARD PRICE	SECOND BIDDER	THIRD BIDDER	ESTIMATE
PARAPET AND BALUSTRADE CRACK SEALING / LF									
MMG046M	2021Q4	21475	ATLANTIC	NHP-0052 (302)	1,000	\$25.00	\$80.00	\$35.00	\$140.00

CONCRETE PARAPET REPAIR / SF									
MMG047M	2021Q4	21475	ATLANTIC	NHP-0052 (302)	500	\$165.00	\$110.00	\$180.00	\$225.00

RE-SEAL BASE PLATES / U									
MMG049M	2021Q4	21475	ATLANTIC	NHP-0052 (302)	8,000	\$20.00	\$20.00	\$175.00	\$40.00

WORKER, TYPE "A" / HOUR									
MMG054M	2021Q4	22420	CUMBERLAND	N/A	350	\$89.00	\$95.00		\$90.00
		22414	BURLINGTON	N/A	500	\$87.25	\$80.00	\$117.00	\$85.00
		22433	CAMDEN	100% State	500	\$80.78	\$89.00	\$117.00	\$85.00
		22436	BURLINGTON	N/A	900	\$50.36	\$89.00	\$100.00	\$90.00
		22417	BURLINGTON	N/A	1,500	\$85.00	\$89.00	\$90.00	\$79.00

WORKER, TYPE "B" / HOUR									
MMG057M	2021Q4	22420	CUMBERLAND	N/A	350	\$145.00	\$125.00		\$150.00
		22414	BURLINGTON	N/A	500	\$115.00	\$167.59	\$133.00	\$160.00
		22433	CAMDEN	100% State	500	\$155.00	\$140.00	\$133.00	\$100.00
		22436	BURLINGTON	N/A	900	\$129.39	\$105.00	\$100.00	\$105.00
		22417	BURLINGTON	N/A	1,500	\$105.00	\$325.00	\$90.00	\$162.00

DISPOSAL OF REGULATED MATERIAL HAZARDOUS / DOLL									
MMG064M	2021Q4	22414	BURLINGTON	N/A	10,000	\$1.00	\$1.00	\$1.00	\$1.00
		22417	BURLINGTON	N/A	10,000	\$1.00	\$1.00	\$1.00	\$1.00
		22433	CAMDEN	100% State	15,000	\$1.00	\$1.00	\$1.00	\$1.00
		22436	BURLINGTON	N/A	40,000	\$1.00	\$1.00	\$1.00	\$1.00
		22420	CUMBERLAND	N/A	50,000	\$1.00	\$1.00		\$1.00

HISTORICAL BID PRICE LISTING
BY REGION

REGION: S

PAY ITEM	CALENDAR QUARTER	CONTRACT NUMBER	COUNTY LOCATION	PROJECT DESCRIPTION	BID QUANTITY	AWARD PRICE	SECOND BIDDER	THIRD BIDDER	ESTIMATE

TRUCK DRIVER / HOUR									
MMG078M	2021Q4	22420	CUMBERLAND	N/A	400	\$148.00	\$125.00		\$145.00
		22433	CAMDEN	100% State	400	\$159.00	\$125.00	\$169.00	\$160.00

CONTAINMENT SYSTEM / LS									
MMG082M	2021Q4	20460	CAMDEN	NHP-D00S (455)	1	\$18,750	\$18,750	\$67,704	\$125,000
		20460	CAMDEN	NHP-D00S (455)	1	\$18,750	\$18,750	\$67,704	\$125,000
		20460	CAMDEN	NHP-D00S (455)	1	\$11,000	\$11,000	\$29,437	\$45,000
		20460	CAMDEN	NHP-D00S (455)	1	\$23,500	\$23,500	\$93,636	\$235,000
		20460	CAMDEN	NHP-D00S (455)	1	\$15,000	\$15,000	\$29,390	\$135,000
		20460	CAMDEN	NHP-D00S (455)	1	\$50,000	\$50,000	\$106,832	\$225,000
		20460	CAMDEN	NHP-D00S (455)	1	\$14,500	\$14,500	\$38,906	\$120,000

SSPC, BLAST/PRIME / LS									
MMG083M	2021Q4	20460	CAMDEN	NHP-D00S (455)	1	\$187,500	\$187,500	\$15,624	\$125,000
		20460	CAMDEN	NHP-D00S (455)	1	\$187,500	\$187,500	\$15,624	\$125,000
		20460	CAMDEN	NHP-D00S (455)	1	\$110,000	\$110,000	\$6,793	\$90,000
		20460	CAMDEN	NHP-D00S (455)	1	\$235,000	\$235,000	\$21,608	\$540,000
		20460	CAMDEN	NHP-D00S (455)	1	\$150,000	\$150,000	\$6,782	\$315,000
		20460	CAMDEN	NHP-D00S (455)	1	\$500,000	\$500,000	\$24,654	\$525,000
		20460	CAMDEN	NHP-D00S (455)	1	\$145,000	\$145,000	\$8,978	\$280,000

SSPC, STRIPE/INTERMEDIATE / LS									
MMG084M	2021Q4	20460	CAMDEN	NHP-D00S (455)	1	\$93,750	\$93,750	\$161,447	\$100,000
		20460	CAMDEN	NHP-D00S (455)	1	\$93,750	\$93,750	\$161,447	\$100,000
		20460	CAMDEN	NHP-D00S (455)	1	\$55,000	\$55,000	\$70,196	\$35,000
		20460	CAMDEN	NHP-D00S (455)	1	\$117,500	\$117,500	\$223,285	\$250,000
		20460	CAMDEN	NHP-D00S (455)	1	\$75,000	\$75,000	\$70,085	\$150,000
		20460	CAMDEN	NHP-D00S (455)	1	\$250,000	\$250,000	\$254,753	\$300,000
		20460	CAMDEN	NHP-D00S (455)	1	\$72,500	\$72,500	\$92,776	\$125,000

SSPC, FINISH / LS									
MMG085M	2021Q4	20460	CAMDEN	NHP-D00S (455)	1	\$60,000	\$60,000	\$182,279	\$75,000

HISTORICAL BID PRICE LISTING
 BY REGION

REGION: S

PAY ITEM	CALENDAR QUARTER	CONTRACT NUMBER	COUNTY LOCATION	PROJECT DESCRIPTION	BID QUANTITY	AWARD PRICE	SECOND BIDDER	THIRD BIDDER	ESTIMATE
SSPC, FINISH / LS									
MMG085M	(cont)	20460	CAMDEN	NHP-D00S (455)	1	\$60,000	\$60,000	\$182,279	\$75,000
		20460	CAMDEN	NHP-D00S (455)	1	\$35,200	\$35,200	\$79,253	\$25,000
		20460	CAMDEN	NHP-D00S (455)	1	\$75,200	\$75,200	\$252,096	\$150,000
		20460	CAMDEN	NHP-D00S (455)	1	\$48,000	\$48,000	\$79,128	\$90,000
		20460	CAMDEN	NHP-D00S (455)	1	\$160,000	\$160,000	\$287,624	\$180,000
		20460	CAMDEN	NHP-D00S (455)	1	\$46,400	\$46,400	\$104,748	\$75,000

TESTING, IF AND WHERE DIRECTED / DOLL									
MMG086M	2021Q4	20460	CAMDEN	NHP-D00S (455)	10,000	\$1.00	\$1.00	\$1.00	\$1.00

ADJUSTMENT FACTOR / PCT									
MMG095M	2022Q2	22443	CAMDEN	N/A	6,500,000	\$0.85	\$0.88	\$0.88	\$1.07

HISTORICAL BID PRICE LISTING
 BY REGION

REGION: S

PAY ITEM	CALENDAR QUARTER	CONTRACT NUMBER	COUNTY LOCATION	PROJECT DESCRIPTION	BID QUANTITY	AWARD PRICE	SECOND BIDDER	THIRD BIDDER	ESTIMATE

CONSTRUCTION LAYOUT / DAY									
MMR001M	2022Q1	22407	CUMBERLAND	STATE	20	\$25.00			\$1,650
		22408	ATLANTIC	STATE	20	\$50.00	\$1.00		\$1,650

SPECIAL MOBILIZATION / U									
MMR005M	2022Q1	22423	CAMDEN	N/A	10	\$2,000	\$2,000	\$2,000	\$2,000

EMERGENCY MOBILIZATION / U									
MMR006M	2022Q1	22407	CUMBERLAND	STATE	3	\$10,000			\$10,000
		22408	ATLANTIC	STATE	3	\$10,000	\$10,000		\$10,000
		22426	CAMDEN	STATE	10	\$1,000	\$1,000		\$1,000
		22423	CAMDEN	N/A	35	\$5,000	\$5,000	\$5,000	\$5,000

ATTACHMENT TO STRUCTURE, TYPE A / U									
MMR047M	2022Q1	22423	CAMDEN	N/A	5	\$2,700	\$4,000	\$750	\$1,500

ATTACHMENT TO STRUCTURE, TYPE B / U									
MMR048M	2022Q1	22423	CAMDEN	N/A	5	\$80	\$2,000	\$150	\$250.00

BUFFER END PIECES FOR END TREATMENTS / U									
MMR055M	2022Q1	22423	CAMDEN	N/A	20	\$1.00	\$100.00	\$100.00	\$250.00

WOODEN POSTS FOR END TREATMENTS / U									
MMR056M	2022Q1	22423	CAMDEN	N/A	25	\$100.00	\$200.00	\$75.00	\$75.00

RAIL ELEMENTS FOR END TREATMENTS / U									
MMR057M	2022Q1	22423	CAMDEN	N/A	55	\$1,600	\$250	\$700	\$1,000

HISTORICAL BID PRICE LISTING
 BY REGION

REGION: S

PAY ITEM	CALENDAR QUARTER	CONTRACT NUMBER	COUNTY LOCATION	PROJECT DESCRIPTION	BID QUANTITY	AWARD PRICE	SECOND BIDDER	THIRD BIDDER	ESTIMATE
REFLECTIVE SHEETING FOR END TREATMENTS / SF									
MMR058M	2022Q1	22423	CAMDEN	N/A	50	\$1.00	\$5.00	\$1.00	\$15.00
FLASHING ARROW BOARD, 4' X 8' / DAY									
MMR060M	2022Q1	22407	CUMBERLAND	STATE	100	\$1.00			\$50.00
		22408	ATLANTIC	STATE	100	\$1.00	\$0.01		\$50.00
PORTABLE VARIABLE MESSAGE SIGN / DAY									
MMR061M	2022Q1	22407	CUMBERLAND	STATE	140	\$1,200			\$100.00
		22408	ATLANTIC	STATE	140	\$1,200	\$1,100		\$100.00
REMOVAL OF LONG LIFE PATTERNED CONTRAST / LF									
MMR065M	2021Q4	21455	CAMDEN	STBGP-FLEX-D00S (503)	5,000	\$0.35	\$2.00	\$3.00	\$5.00
REMOVAL OF TRAFFIC MARKINGS, LINES / LF									
MMR067M	2021Q4	21455	CAMDEN	STBGP-FLEX-D00S (503)	359,738	\$0.54	\$0.75	\$1.50	\$1.00
NON-VEGETATIVE SURFACE, POLYESTER MATTIN / SY									
MMR073M	2022Q1	22423	CAMDEN	N/A	10	\$20.00	\$100.00	\$1.00	\$20.00
GUIDE RAIL EXTRUDERS / U									
MMR076M	2022Q1	22423	CAMDEN	N/A	15	\$750	\$1,400	\$900	\$750.00
MOBILIZATION OF MILL & HMA PAVING EQUIP. / U									
MMR077M	2022Q1	22407	CUMBERLAND	STATE	25	\$15,000			\$15,000

HISTORICAL BID PRICE LISTING
 BY REGION

REGION: S

PAY ITEM	CALENDAR QUARTER	CONTRACT NUMBER	COUNTY LOCATION	PROJECT DESCRIPTION	BID QUANTITY	AWARD PRICE	SECOND BIDDER	THIRD BIDDER	ESTIMATE
MOBILIZATION OF MILL & HMA PAVING EQUIP. / U									
MMR077M	(cont)	22408	ATLANTIC	STATE	25	\$15,000	\$15,000		\$15,000

CLEARING SITE / LF									
MMR080M	2021Q4	21455	CAMDEN	STBGP-FLEX-D00S (503)	2,000,000	\$0.02	\$0.15	\$0.20	\$0.10

TRAFFIC MARKINGS, LINES, THERMOPLASTIC / LF									
MMR081M	2021Q4	21475	ATLANTIC	NHP-0052 (302)	1,500	\$3.00	\$1.00	\$3.00	\$3.00

MOBILE RETROREFLECTOMETER SERVICE / LS									
MMR083M	2021Q4	21455	CAMDEN	STBGP-FLEX-D00S (503)	1	\$95,000	\$110,000	\$90,000	\$75,000

MICROMILLING / SY									
MMR087M	2022Q1	22407	CUMBERLAND	STATE	1,000	\$2.50			\$6.35
		22408	ATLANTIC	STATE	1,000	\$2.50	\$4.00		\$6.35

CONCRETE WASHOUT SYSTEM / U									
MMR091M	2022Q1	22407	CUMBERLAND	STATE	2	\$20,000			\$500.00
		22408	ATLANTIC	STATE	2	\$20,000	\$2,500		\$500.00

REGRADE BERM / SY									
MMR096M	2022Q1	22407	CUMBERLAND	STATE	206	\$5.00			\$35.00
		22408	ATLANTIC	STATE	218	\$10.00	\$8.00		\$35.00

HISTORICAL BID PRICE LISTING
 BY REGION

REGION: S

PAY ITEM	CALENDAR QUARTER	CONTRACT NUMBER	COUNTY LOCATION	PROJECT DESCRIPTION	BID QUANTITY	AWARD PRICE	SECOND BIDDER	THIRD BIDDER	ESTIMATE
VOID REDUCING ASPHALT MEMBRANE / LF									
MMR113M	2022Q1	22408	ATLANTIC	STATE	15,840	\$10.00	\$8.50		\$10.00

ASPHALT COLD PATCH / LB									
MMR115M	2022Q1	22423	CAMDEN	N/A	300	\$10.00	\$30.00	\$1.00	\$2.00

HISTORICAL BID PRICE LISTING
 BY REGION

REGION: STATEWID

PAY ITEM	CALENDAR QUARTER	CONTRACT NUMBER	COUNTY LOCATION	PROJECT DESCRIPTION	BID QUANTITY	AWARD PRICE	SECOND BIDDER	THIRD BIDDER	ESTIMATE
-----	-----	-----	-----	-----	-----	-----	-----	-----	-----
FORCE ACCOUNT / DOLL									
109006M	2022Q1	22449	STATEWIDE	N/A	75,000	\$1.00	\$1.00	\$1.00	\$1.00
		22448	STATEWIDE	STATE	417,920	\$1.00	\$1.00	\$1.00	\$1.00
		22439	STATEWIDE	N/A	642,500	\$1.00	\$1.00	\$1.00	\$1.00
		22446	STATEWIDE	100% STATE	1,000,000	\$1.00	\$1.00	\$1.00	\$1.00
		22440	STATEWIDE	N/A	4,500,880	\$1.00	\$1.00	\$1.00	\$1.00

HISTORICAL BID PRICE LISTING
 BY REGION

REGION: STATEWID

PAY ITEM	CALENDAR QUARTER	CONTRACT NUMBER	COUNTY LOCATION	PROJECT DESCRIPTION	BID QUANTITY	AWARD PRICE	SECOND BIDDER	THIRD BIDDER	ESTIMATE
PERFORMANCE BOND AND PAYMENT BOND / DOLL									
151006M	2021Q4	20453	STATEWIDE	STP-D00S (534)	1	\$34,500	\$1	\$81,000	\$15,000
	2022Q1	22439	STATEWIDE	N/A	1	\$10,000	\$30		\$15,000
		22440	STATEWIDE	N/A	1	\$58,000	\$886		\$15,000
		22449	STATEWIDE	N/A	1	\$27,150	\$28,500	\$45,000	\$27,000
		22446	STATEWIDE	100% STATE	15,000	\$1.00	\$1.00	\$0.01	\$1.00
		22448	STATEWIDE	STATE	15,000	\$0.01	\$1.00	\$1.00	\$1.00
	2022Q2	22447	STATEWIDE	STATE	1	\$29,000	\$29,000	\$20,000	\$25,000
		22453	STATEWIDE	STBGP-FLEX-D00S (581)	1	\$32,000	\$45,000	\$27,500	\$15,000
		22454	STATEWIDE	STBGP-FLEX-D00S (578)	1	\$31,000	\$1	\$25,000	\$15,000

HISTORICAL BID PRICE LISTING
 BY REGION

REGION: STATEWID

PAY ITEM	CALENDAR QUARTER	CONTRACT NUMBER	COUNTY LOCATION	PROJECT DESCRIPTION	BID QUANTITY	AWARD PRICE	SECOND BIDDER	THIRD BIDDER	ESTIMATE
RAILROAD PROTECTIVE LIABILITY INSURANCE / DOLL									
152012P	2022Q2	22447	STATEWIDE	STATE	1	\$6,000	\$6,000	\$5,000	\$12,500

POLLUTION LIABILITY INSURANCE / DOLL									
152015P	2021Q4	20453	STATEWIDE	STP-D00S (534)	1	\$0	\$1	\$7,500	\$10,000
	2022Q1	22439	STATEWIDE	N/A	1	\$10,000	\$1		\$13,000
		22440	STATEWIDE	N/A	1	\$15,000	\$1		\$13,000
		22448	STATEWIDE	STATE	1	\$1.00	\$1.00	\$1.00	\$10,000
		22449	STATEWIDE	N/A	1	\$7,552	\$8	\$3,000	\$10,000
		22446	STATEWIDE	100% STATE	10,000	\$1.00	\$1.00	\$1.00	\$1.00
	2022Q2	22447	STATEWIDE	STATE	1	\$7,500	\$8,500	\$15,000	\$10,000
		22453	STATEWIDE	STBGP-FLEX-D00S (581)	1	\$1	\$7,500	\$1	\$10,000
		22454	STATEWIDE	STBGP-FLEX-D00S (578)	1	\$7,500	\$1	\$0	\$10,000

HISTORICAL BID PRICE LISTING
 BY REGION

REGION: STATEWID

PAY ITEM ----- TRAINees / HOUR	CALENDAR QUARTER -----	CONTRACT NUMBER -----	COUNTY LOCATION -----	PROJECT DESCRIPTION -----	BID QUANTITY -----	AWARD PRICE -----	SECOND BIDDER -----	THIRD BIDDER -----	ESTIMATE -----
153011M	2021Q4	20453	STATEWIDE	STP-D00S (534)	3,000	\$0.50	\$1.00	\$1.00	\$1.00

HISTORICAL BID PRICE LISTING
 BY REGION

REGION: STATEWID

PAY ITEM -----	CALENDAR QUARTER -----	CONTRACT NUMBER -----	COUNTY LOCATION -----	PROJECT DESCRIPTION -----	BID QUANTITY -----	AWARD PRICE -----	SECOND BIDDER -----	THIRD BIDDER -----	ESTIMATE -----
MOBILIZATION / LS									
154003P	2022Q2	22447	STATEWIDE	STATE	1	\$270,000	\$60,000	\$450,000	\$50,000

HISTORICAL BID PRICE LISTING
 BY REGION

REGION: STATEWID

PAY ITEM	CALENDAR QUARTER	CONTRACT NUMBER	COUNTY LOCATION	PROJECT DESCRIPTION	BID QUANTITY	AWARD PRICE	SECOND BIDDER	THIRD BIDDER	ESTIMATE
FIELD OFFICE TYPE B SET UP / U									
155006M	2022Q1	22446	STATEWIDE	100% STATE	1	\$20,000	\$20,000	\$0	\$30,000
		22448	STATEWIDE	STATE	1	\$0	\$30,000	\$27,390	\$70,000
		22449	STATEWIDE	N/A	1	\$1,500	\$0	\$16,500	\$10,000
	2022Q2	22447	STATEWIDE	STATE	1	\$30,000	\$25,000	\$35,000	\$25,000
FIELD OFFICE TYPE C SET UP / U									
155009M	2021Q4	20453	STATEWIDE	STP-D00S (534)	1	\$40,000	\$75,000	\$27,500	\$25,000
	2022Q2	22453	STATEWIDE	STBGP-FLEX-D00S (581)	1	\$40,000	\$32,000	\$35,200	\$25,000
		22454	STATEWIDE	STBGP-FLEX-D00S (578)	1	\$30,000	\$24,424	\$40,000	\$25,000
FIELD OFFICE TYPE B MAINTENANCE / MO									
155024M	2022Q1	22446	STATEWIDE	100% STATE	12	\$2,000	\$2,500	\$2,000	\$2,300
		22448	STATEWIDE	STATE	12	\$2,000	\$2,500	\$3,000	\$1,500
		22449	STATEWIDE	N/A	12	\$4,500	\$4,000	\$4,500	\$2,000
	2022Q2	22447	STATEWIDE	STATE	12	\$2,500	\$3,500	\$2,600	\$2,500
FIELD OFFICE TYPE C MAINTENANCE / MO									
155027M	2021Q4	20453	STATEWIDE	STP-D00S (534)	18	\$2,000	\$2,400	\$3,500	\$2,500
	2022Q2	22453	STATEWIDE	STBGP-FLEX-D00S (581)	15	\$3,000	\$2,500	\$3,000	\$2,500
		22454	STATEWIDE	STBGP-FLEX-D00S (578)	15	\$2,500	\$2,500	\$3,000	\$2,500

HISTORICAL BID PRICE LISTING
 BY REGION

REGION: STATEWID

PAY ITEM -----	CALENDAR CONTRACT QUARTER NUMBER -----	COUNTY LOCATION -----	PROJECT DESCRIPTION -----	BID QUANTITY -----	AWARD PRICE -----	SECOND BIDDER -----	THIRD BIDDER -----	ESTIMATE -----
CONSTRUCTION LAYOUT / DOLL								
157004M	2022Q2 22447	STATEWIDE	STATE	1	\$50,000	\$25,000	\$10,000	\$25,000

HISTORICAL BID PRICE LISTING
 BY REGION

REGION: STATEWID

PAY ITEM	CALENDAR QUARTER	CONTRACT NUMBER	COUNTY LOCATION	PROJECT DESCRIPTION	BID QUANTITY	AWARD PRICE	SECOND BIDDER	THIRD BIDDER	ESTIMATE

SILT FENCE / LF									
158006M	2022Q1	22449	STATEWIDE	N/A	1,000	\$0.01	\$0.01	\$0.55	\$1.00

HEAVY DUTY SILT FENCE, BLACK / LF									
158012M	2022Q2	22447	STATEWIDE	STATE	700	\$6.00	\$8.00	\$10.00	\$3.00

INLET FILTER TYPE 1 / SF									
158027M	2022Q2	22447	STATEWIDE	STATE	105	\$25.00	\$20.00	\$50.00	\$17.00

INLET FILTER TYPE 2, 2' X 4' / U									
158030M	2022Q2	22447	STATEWIDE	STATE	2	\$45.00	\$100.00	\$145.00	\$225.00

INLET FILTER TYPE 2, 4' X 4' / U									
158033M	2022Q2	22447	STATEWIDE	STATE	4	\$100.00	\$150.00	\$200.00	\$145.00

CONCRETE WASHOUT SYSTEM / LS									
158063P	2022Q2	22447	STATEWIDE	STATE	1	\$500	\$2,500	\$2,500	\$10,000

ABSORBENT BOOM / LF									
158066M	2021Q4	20453	STATEWIDE	STP-D00S (534)	200	\$1.00	\$1.00	\$15.00	\$23.00
	2022Q2	22453	STATEWIDE	STBGP-FLEX-D00S (581)	200	\$0.01	\$1.00	\$1.00	\$23.00
		22454	STATEWIDE	STBGP-FLEX-D00S (578)	200	\$1.00	\$1.00	\$0.01	\$23.00

OIL ONLY EMERGENCY SPILL KIT, TYPE 1 / U									
158072M	2022Q1	22449	STATEWIDE	N/A	3	\$100	\$0	\$1,000	\$500.00

HISTORICAL BID PRICE LISTING
 BY REGION

REGION: STATEWID

PAY ITEM	CALENDAR CONTRACT QUARTER NUMBER	COUNTY LOCATION	PROJECT DESCRIPTION	BID QUANTITY	AWARD PRICE	SECOND BIDDER	THIRD BIDDER	ESTIMATE
OIL ONLY EMERGENCY SPILL KIT, TYPE 1 / U								
158072M	2022Q2 22447	STATEWIDE	STATE	2	\$750	\$1,200	\$800	\$500.00

HISTORICAL BID PRICE LISTING
 BY REGION

REGION: STATEWID

PAY ITEM	CALENDAR QUARTER	CONTRACT NUMBER	COUNTY LOCATION	PROJECT DESCRIPTION	BID QUANTITY	AWARD PRICE	SECOND BIDDER	THIRD BIDDER	ESTIMATE

BREAKAWAY BARRICADE / U									
159003M	2021Q4	20453	STATEWIDE	STP-D00S (534)	80	\$1.00	\$1.00	\$1.00	\$40.00
	2022Q1	22449	STATEWIDE	N/A	120	\$1.00	\$0.01	\$1.00	\$50.00
	2022Q2	22453	STATEWIDE	STBGP-FLEX-D00S (581)	80	\$0.01	\$1.00	\$1.00	\$40.00
		22454	STATEWIDE	STBGP-FLEX-D00S (578)	80	\$1.00	\$1.00	\$0.01	\$40.00

DRUM / U									
159006M	2021Q4	20453	STATEWIDE	STP-D00S (534)	325	\$0.01	\$1.00	\$1.00	\$12.50
	2022Q1	22449	STATEWIDE	N/A	120	\$1.00	\$0.01	\$1.00	\$25.00
	2022Q2	22453	STATEWIDE	STBGP-FLEX-D00S (581)	325	\$0.01	\$1.00	\$1.00	\$12.50
		22454	STATEWIDE	STBGP-FLEX-D00S (578)	325	\$1.00	\$1.00	\$0.01	\$12.50

TRAFFIC CONE / U									
159009M	2021Q4	20453	STATEWIDE	STP-D00S (534)	650	\$0.01	\$1.00	\$1.00	\$12.50
	2022Q1	22449	STATEWIDE	N/A	700	\$1.00	\$0.01	\$1.00	\$15.00
	2022Q2	22453	STATEWIDE	STBGP-FLEX-D00S (581)	650	\$0.01	\$1.00	\$1.00	\$12.50
		22454	STATEWIDE	STBGP-FLEX-D00S (578)	650	\$1.00	\$1.00	\$0.01	\$12.50

CONSTRUCTION SIGNS / SF									
159012M	2021Q4	20453	STATEWIDE	STP-D00S (534)	650	\$0.10	\$1.00	\$9.60	\$18.50
	2022Q1	22449	STATEWIDE	N/A	480	\$15.50	\$0.01	\$14.00	\$10.00
	2022Q2	22453	STATEWIDE	STBGP-FLEX-D00S (581)	600	\$0.01	\$1.00	\$8.00	\$18.50
		22454	STATEWIDE	STBGP-FLEX-D00S (578)	600	\$1.00	\$1.00	\$0.01	\$18.50

PORTABLE VARIABLE MESSAGE SIGN W/REMOTE / U									
159029M	2022Q2	22447	STATEWIDE	STATE	10	\$200	\$1	\$6,000	\$500.00

HISTORICAL BID PRICE LISTING
 BY REGION

REGION: STATEWID

PAY ITEM	CALENDAR QUARTER	CONTRACT NUMBER	COUNTY LOCATION	PROJECT DESCRIPTION	BID QUANTITY	AWARD PRICE	SECOND BIDDER	THIRD BIDDER	ESTIMATE

TRAFFIC CONTROL TRUCK WITH MOUNTED CRASH / U									
159108M	2022Q2	22447	STATEWIDE	STATE	10	\$500	\$1	\$1,000	\$1,000

TRAFFIC DIRECTOR, FLAGGER / HOUR									
159141M	2021Q4	20453	STATEWIDE	STP-D00S (534)	1,625	\$0.25	\$90.00	\$150.00	\$85.00
	2022Q1	22449	STATEWIDE	N/A	500	\$1.00	\$0.01	\$105.00	\$80.00
		22446	STATEWIDE	100% STATE	2,000	\$95.00	\$95.00	\$90.00	\$50.00
	2022Q2	22447	STATEWIDE	STATE	500	\$30.00	\$107.00	\$90.00	\$150.00
		22453	STATEWIDE	STBGP-FLEX-D00S (581)	1,500	\$0.01	\$1.00	\$90.00	\$90.00
		22454	STATEWIDE	STBGP-FLEX-D00S (578)	1,500	\$1.00	\$90.00	\$0.01	\$90.00

HISTORICAL BID PRICE LISTING
 BY REGION

REGION: STATEWID

PAY ITEM	CALENDAR QUARTER	CONTRACT NUMBER	COUNTY LOCATION	PROJECT DESCRIPTION	BID QUANTITY	AWARD PRICE	SECOND BIDDER	THIRD BIDDER	ESTIMATE

TRAFFIC STRIPES, LATEX, 4" / LF									
159300M	2022Q1	22449	STATEWIDE	N/A	10,000	\$0.37	\$0.01	\$0.50	\$0.35

TRAFFIC STRIPES, LATEX, 6" / LF									
159301M	2022Q1	22449	STATEWIDE	N/A	10,000	\$0.42	\$0.01	\$0.65	\$0.50

TRAFFIC STRIPES, LATEX, 8" / LF									
159302M	2022Q1	22449	STATEWIDE	N/A	5,000	\$0.47	\$0.01	\$2.75	\$0.60

TRAFFIC MARKINGS LINES, LATEX, 4" / LF									
159310M	2022Q1	22449	STATEWIDE	N/A	1,000	\$1.05	\$0.01	\$2.20	\$1.00

TRAFFIC MARKINGS LINES, LATEX, 8" / LF									
159312M	2022Q1	22449	STATEWIDE	N/A	1,000	\$1.57	\$0.01	\$2.30	\$1.20

TRAFFIC MARKINGS LINES, LATEX, 24" / LF									
159314M	2022Q1	22449	STATEWIDE	N/A	1,000	\$3.15	\$0.01	\$2.75	\$3.00

TRAFFIC MARKINGS SYMBOLS, LATEX / SF									
159320M	2022Q1	22449	STATEWIDE	N/A	500	\$4.20	\$0.01	\$3.85	\$5.00

HISTORICAL BID PRICE LISTING
 BY REGION

REGION: STATEWID

PAY ITEM	CALENDAR QUARTER	CONTRACT NUMBER	COUNTY LOCATION	PROJECT DESCRIPTION	BID QUANTITY	AWARD PRICE	SECOND BIDDER	THIRD BIDDER	ESTIMATE

FUEL PRICE ADJUSTMENT / DOLL									
160004M	2022Q1	22449	STATEWIDE	N/A	30,000	\$1.00	\$1.00	\$1.00	\$1.00
	2022Q2	22447	STATEWIDE	STATE	10,000	\$1.00	\$1.00	\$1.00	\$1.00

ASPHALT PRICE ADJUSTMENT / DOLL									
160007M	2022Q1	22449	STATEWIDE	N/A	200,000	\$1.00	\$1.00	\$1.00	\$1.00
	2022Q2	22447	STATEWIDE	STATE	10,000	\$1.00	\$1.00	\$1.00	\$1.00

HISTORICAL BID PRICE LISTING
BY REGION

REGION: STATEWID

PAY ITEM	CALENDAR QUARTER	CONTRACT NUMBER	COUNTY LOCATION	PROJECT DESCRIPTION	BID QUANTITY	AWARD PRICE	SECOND BIDDER	THIRD BIDDER	ESTIMATE
FINAL CLEANUP / LS									
161003P	2022Q2	22447	STATEWIDE	STATE	1	\$5,000	\$2,500	\$10,000	\$10,000

HISTORICAL BID PRICE LISTING
 BY REGION

REGION: STATEWID

PAY ITEM -----	CALENDAR QUARTER -----	CONTRACT NUMBER -----	COUNTY LOCATION -----	PROJECT DESCRIPTION -----	BID QUANTITY -----	AWARD PRICE -----	SECOND BIDDER -----	THIRD BIDDER -----	ESTIMATE -----
CLEARING SITE / LS									
201003P	2022Q2	22447	STATEWIDE	STATE	1	\$25,000	\$44,000	\$45,000	\$25,000

HISTORICAL BID PRICE LISTING
 BY REGION

REGION: STATEWID

PAY ITEM	CALENDAR QUARTER	CONTRACT NUMBER	COUNTY LOCATION	PROJECT DESCRIPTION	BID QUANTITY	AWARD PRICE	SECOND BIDDER	THIRD BIDDER	ESTIMATE

EXCAVATION, UNCLASSIFIED / CY									
202009P	2021Q4	20453	STATEWIDE	STP-D00S (534)	3,500	\$40.00	\$125.00	\$80.00	\$65.00
	2022Q1	22449	STATEWIDE	N/A	2,500	\$10.00	\$30.00	\$25.00	\$25.00
	2022Q2	22453	STATEWIDE	STBGP-FLEX-D00S (581)	1,500	\$40.00	\$143.00	\$35.00	\$65.00
		22454	STATEWIDE	STBGP-FLEX-D00S (578)	1,500	\$143.00	\$33.00	\$40.00	\$65.00

REMOVAL OF PAVEMENT / SY									
202021P	2022Q2	22447	STATEWIDE	STATE	77	\$65.00	\$54.00	\$100.00	\$30.00

DISPOSAL OF REGULATED MATERIAL / T									
202024M	2022Q1	22446	STATEWIDE	100% STATE	100	\$50.00	\$45.00	\$50.00	\$100.00

HISTORICAL BID PRICE LISTING
 BY REGION

REGION: STATEWID

PAY ITEM	CALENDAR QUARTER	CONTRACT NUMBER	COUNTY LOCATION	PROJECT DESCRIPTION	BID QUANTITY	AWARD PRICE	SECOND BIDDER	THIRD BIDDER	ESTIMATE
I-5 SOIL AGGREGATE / CY									
203005P	2022Q1	22449	STATEWIDE	N/A	500	\$1.00	\$0.01	\$25.00	\$20.00
I-7 SOIL AGGREGATE / CY									
203006P	2022Q1	22449	STATEWIDE	N/A	500	\$20.00	\$0.01	\$25.00	\$20.00
GEOTEXTILE / SY									
203040M	2022Q1	22449	STATEWIDE	N/A	1,000	\$2.00	\$1.99	\$0.55	\$2.00

HISTORICAL BID PRICE LISTING
 BY REGION

REGION: STATEWID

PAY ITEM	CALENDAR QUARTER	CONTRACT NUMBER	COUNTY LOCATION	PROJECT DESCRIPTION	BID QUANTITY	AWARD PRICE	SECOND BIDDER	THIRD BIDDER	ESTIMATE
DENSE-GRADED AGGREGATE BASE COURSE, 6" T / SY									
302036P	2022Q2	22447	STATEWIDE	STATE	77	\$28.00	\$25.00	\$65.00	\$20.00
DENSE-GRADED AGGREGATE BASE COURSE, VARI / CY									
302051P	2022Q1	22449	STATEWIDE	N/A	700	\$75.00	\$50.00	\$55.00	\$40.00
COARSE AGGREGATE, SIZE NO. 57 / CY									
302060P	2022Q1	22449	STATEWIDE	N/A	1,000	\$1.00	\$0.01	\$25.00	\$40.00

HISTORICAL BID PRICE LISTING
 BY REGION

REGION: STATEWID

PAY ITEM	CALENDAR QUARTER	CONTRACT NUMBER	COUNTY LOCATION	PROJECT DESCRIPTION	BID QUANTITY	AWARD PRICE	SECOND BIDDER	THIRD BIDDER	ESTIMATE

HMA MILLING, 3" OR LESS / SY									
401009P	2022Q1	22449	STATEWIDE	N/A	300,000	\$0.95	\$4.00	\$0.01	\$3.50
	2022Q2	22447	STATEWIDE	STATE	344	\$38.00	\$29.00	\$45.00	\$20.00

HMA MILLING, MORE THAN 3" TO 6" / SY									
401012P	2022Q1	22449	STATEWIDE	N/A	30,000	\$0.10	\$0.01	\$0.01	\$3.60

CONCRETE MILLING / SY									
401015P	2022Q1	22449	STATEWIDE	N/A	2,500	\$1.00	\$0.01	\$2.50	\$2.00

SEALING OF CRACKS IN HOT MIX ASPHALT SUR / LF									
401024M	2022Q1	22449	STATEWIDE	N/A	10,000	\$2.00	\$2.00	\$1.75	\$1.50

POLYMERIZED JOINT ADHESIVE / LF									
401027M	2022Q1	22449	STATEWIDE	N/A	10,000	\$5.00	\$0.01	\$0.40	\$2.00

TACK COAT / GAL									
401030M	2022Q1	22449	STATEWIDE	N/A	30,000	\$0.01	\$0.01	\$0.01	\$0.75

HOT MIX ASPHALT 9.5 L 64 SURFACE COURSE / T									
401039M	2022Q2	22447	STATEWIDE	STATE	80	\$425.00	\$335.00	\$460.00	\$300.00

HOT MIX ASPHALT 9.5 M 64 SURFACE COURSE / T									
401042M	2022Q1	22449	STATEWIDE	N/A	17,000	\$134.25	\$99.00	\$152.00	\$94.00

HISTORICAL BID PRICE LISTING
 BY REGION

REGION: STATEWID

PAY ITEM	CALENDAR QUARTER	CONTRACT NUMBER	COUNTY LOCATION	PROJECT DESCRIPTION	BID QUANTITY	AWARD PRICE	SECOND BIDDER	THIRD BIDDER	ESTIMATE

HOT MIX ASPHALT 12.5 M 64 SURFACE COURSE / T									
401054M	2022Q1	22449	STATEWIDE	N/A	5,000	\$134.25	\$99.00	\$151.50	\$96.00
	2022Q2	22447	STATEWIDE	STATE	15	\$450.00	\$335.00	\$320.00	\$250.00

HOT MIX ASPHALT 19 M 64 INTERMEDIATE COU / T									
401084M	2022Q1	22449	STATEWIDE	N/A	1,000	\$116.16	\$0.01	\$140.00	\$85.00

HOT MIX ASPHALT 25 M 64 BASE COURSE / T									
401099M	2022Q1	22449	STATEWIDE	N/A	1,400	\$129.66	\$95.00	\$140.00	\$85.00
	2022Q2	22447	STATEWIDE	STATE	27	\$425.00	\$335.00	\$950.00	\$240.00

HISTORICAL BID PRICE LISTING
 BY REGION

REGION: STATEWID

PAY ITEM	CALENDAR CONTRACT QUARTER NUMBER	COUNTY LOCATION	PROJECT DESCRIPTION	BID QUANTITY	AWARD PRICE	SECOND BIDDER	THIRD BIDDER	ESTIMATE
-----	-----	-----	-----	-----	-----	-----	-----	-----
CORE SAMPLES, HOT MIX ASPHALT / U								
401108M	2022Q1 22449	STATEWIDE	N/A	250	\$1.00	\$0.01	\$110.00	\$75.00

HISTORICAL BID PRICE LISTING
 BY REGION

REGION: STATEWID

PAY ITEM	CALENDAR QUARTER	CONTRACT NUMBER	COUNTY LOCATION	PROJECT DESCRIPTION	BID QUANTITY	AWARD PRICE	SECOND BIDDER	THIRD BIDDER	ESTIMATE
STONE MATRIX ASPHALT 12.5 MM SURFACE COU / T									
404006M	2022Q2	22447	STATEWIDE	STATE	40	\$450	\$360	\$1,100	\$130.00

HISTORICAL BID PRICE LISTING
 BY REGION

REGION: STATEWID

PAY ITEM	CALENDAR QUARTER	CONTRACT NUMBER	COUNTY LOCATION	PROJECT DESCRIPTION	BID QUANTITY	AWARD PRICE	SECOND BIDDER	THIRD BIDDER	ESTIMATE
FOG SEAL STRIP / LF									
422004M	2022Q1	22449	STATEWIDE	N/A	2,500	\$2.10	\$0.01	\$1.05	\$2.50

HISTORICAL BID PRICE LISTING
 BY REGION

REGION: STATEWID

PAY ITEM	CALENDAR QUARTER	CONTRACT NUMBER	COUNTY LOCATION	PROJECT DESCRIPTION	BID QUANTITY	AWARD PRICE	SECOND BIDDER	THIRD BIDDER	ESTIMATE
FULL DEPTH CONCRETE PAVEMENT REPAIR, HMA / SY									
453006M	2022Q1	22449	STATEWIDE	N/A	500	\$100.00	\$200.00	\$280.00	\$150.00

HISTORICAL BID PRICE LISTING
 BY REGION

REGION: STATEWID

PAY ITEM	CALENDAR QUARTER	CONTRACT NUMBER	COUNTY LOCATION	PROJECT DESCRIPTION	BID QUANTITY	AWARD PRICE	SECOND BIDDER	THIRD BIDDER	ESTIMATE
EPOXY WATERPROOFING / SY									
504036P	2022Q2	22447	STATEWIDE	STATE	425	\$52.00	\$50.00	\$45.00	\$15.00
MEMBRANE WATERPROOFING / SY									
504038P	2022Q2	22447	STATEWIDE	STATE	550	\$17.00	\$20.00	\$20.00	\$15.00

HISTORICAL BID PRICE LISTING
 BY REGION

REGION: STATEWID

PAY ITEM	CALENDAR QUARTER	CONTRACT NUMBER	COUNTY LOCATION	PROJECT DESCRIPTION	BID QUANTITY	AWARD PRICE	SECOND BIDDER	THIRD BIDDER	ESTIMATE
LUBRICATE BEARING / U									
506013P	2022Q2	22447	STATEWIDE	STATE	26	\$26.00	\$50.00	\$30.00	\$70.00

HISTORICAL BID PRICE LISTING
 BY REGION

REGION: STATEWID

PAY ITEM	CALENDAR QUARTER	CONTRACT NUMBER	COUNTY LOCATION	PROJECT DESCRIPTION	BID QUANTITY	AWARD PRICE	SECOND BIDDER	THIRD BIDDER	ESTIMATE
CONCRETE BRIDGE APPROACH / CY									
507051P	2022Q2	22447	STATEWIDE	STATE	49	\$1,750	\$1,500	\$700	\$450.00

HISTORICAL BID PRICE LISTING
 BY REGION

REGION: STATEWID

PAY ITEM	CALENDAR CONTRACT QUARTER NUMBER	COUNTY LOCATION	PROJECT DESCRIPTION	BID QUANTITY	AWARD PRICE	SECOND BIDDER	THIRD BIDDER	ESTIMATE
CLEAN EXISTING SCUPPERS AND PIPES / U								
508005M	2022Q2 22447	STATEWIDE	STATE	14	\$165.00	\$300.00	\$50.00	\$50.00

HISTORICAL BID PRICE LISTING
BY REGION

REGION: STATEWID

PAY ITEM	CALENDAR QUARTER	CONTRACT NUMBER	COUNTY LOCATION	PROJECT DESCRIPTION	BID QUANTITY	AWARD PRICE	SECOND BIDDER	THIRD BIDDER	ESTIMATE
CHAIN-LINK FENCE, TYPE III, ALUMINUM / LF									
509107P	2022Q2	22447	STATEWIDE	STATE	1,019	\$110.00	\$192.00	\$80.00	\$90.00

HISTORICAL BID PRICE LISTING
 BY REGION

REGION: STATEWID

PAY ITEM	CALENDAR QUARTER	CONTRACT NUMBER	COUNTY LOCATION	PROJECT DESCRIPTION	BID QUANTITY	AWARD PRICE	SECOND BIDDER	THIRD BIDDER	ESTIMATE
TIMBER STRUCTURE / LS									
510003P	2022Q2	22447	STATEWIDE	STATE	1	\$75,000	\$85,000	\$24,000	\$20,000

HISTORICAL BID PRICE LISTING
BY REGION

REGION: STATEWID

PAY ITEM -----	CALENDAR QUARTER -----	CONTRACT NUMBER -----	COUNTY LOCATION -----	PROJECT DESCRIPTION -----	BID QUANTITY -----	AWARD PRICE -----	SECOND BIDDER -----	THIRD BIDDER -----	ESTIMATE -----
REPAIR OF STONE WALL / SF									
513028P	2022Q2	22447	STATEWIDE	STATE	1,597	\$35.00	\$48.00	\$62.50	\$30.00

HISTORICAL BID PRICE LISTING
 BY REGION

REGION: STATEWID

PAY ITEM	CALENDAR QUARTER	CONTRACT NUMBER	COUNTY LOCATION	PROJECT DESCRIPTION	BID QUANTITY	AWARD PRICE	SECOND BIDDER	THIRD BIDDER	ESTIMATE

CONCRETE DECK REPAIR, TYPE B / SF									
551006M	2022Q2	22447	STATEWIDE	STATE	7,147	\$60.00	\$73.00	\$100.00	\$60.00

CONCRETE DECK REPAIR, TYPE C / SF									
551009M	2022Q2	22447	STATEWIDE	STATE	590	\$165.00	\$149.00	\$130.00	\$100.00

HISTORICAL BID PRICE LISTING
BY REGION

REGION: STATEWID

PAY ITEM	CALENDAR CONTRACT QUARTER NUMBER	COUNTY LOCATION	PROJECT DESCRIPTION	BID QUANTITY	AWARD PRICE	SECOND BIDDER	THIRD BIDDER	ESTIMATE
555003M	2022Q2 22447	STATEWIDE	STATE	300	\$325.00	\$268.00	\$240.00	\$135.00

HISTORICAL BID PRICE LISTING
 BY REGION

REGION: STATEWID

PAY ITEM -----	CALENDAR QUARTER -----	CONTRACT NUMBER -----	COUNTY LOCATION -----	PROJECT DESCRIPTION -----	BID QUANTITY -----	AWARD PRICE -----	SECOND BIDDER -----	THIRD BIDDER -----	ESTIMATE -----
VIDEO INSPECTION OF PIPE / LF									
601664M	2021Q4	20453	STATEWIDE	STP-D00S (534)	500,000	\$6.60	\$3.90	\$3.75	\$5.25
	2022Q2	22454	STATEWIDE	STBGP-FLEX-D00S (578)	305,000	\$5.50	\$5.50	\$7.77	\$5.00
		22453	STATEWIDE	STBGP-FLEX-D00S (581)	455,000	\$5.80	\$5.27	\$8.10	\$5.00

HISTORICAL BID PRICE LISTING
 BY REGION

REGION: STATEWID

PAY ITEM	CALENDAR QUARTER	CONTRACT NUMBER	COUNTY LOCATION	PROJECT DESCRIPTION	BID QUANTITY	AWARD PRICE	SECOND BIDDER	THIRD BIDDER	ESTIMATE

STORM DRAIN MARKER / U									
602031M	2022Q1	22449	STATEWIDE	N/A	25	\$75.00	\$0.01	\$55.00	\$100.00

RESET EXISTING CASTING / U									
602099M	2022Q1	22449	STATEWIDE	N/A	25	\$550.00	\$500.00	\$650.00	\$500.00

HISTORICAL BID PRICE LISTING
 BY REGION

REGION: STATEWID

PAY ITEM	CALENDAR QUARTER	CONTRACT NUMBER	COUNTY LOCATION	PROJECT DESCRIPTION	BID QUANTITY	AWARD PRICE	SECOND BIDDER	THIRD BIDDER	ESTIMATE
RECONSTRUCTED INLET, TYPE A, USING EXIST / U									
602120M	2022Q1	22449	STATEWIDE	N/A	10	\$350.00	\$750.00	\$460.00	\$800.00
RECONSTRUCTED INLET, TYPE B, USING EXIST / U									
602123M	2022Q1	22449	STATEWIDE	N/A	10	\$350.00	\$750.00	\$865.00	\$800.00
RECONSTRUCTED INLET, TYPE E, USING EXIST / U									
602129M	2022Q1	22449	STATEWIDE	N/A	10	\$350.00	\$750.00	\$865.00	\$800.00
RECONSTRUCTED INLET, TYPE A, USING NEW C / U									
602150M	2022Q1	22449	STATEWIDE	N/A	10	\$550	\$1,500	\$1,060	\$1,200
RECONSTRUCTED INLET, TYPE B, USING NEW C / U									
602153M	2022Q1	22449	STATEWIDE	N/A	10	\$550	\$1,500	\$1,875	\$1,500
RECONSTRUCTED INLET, TYPE E, USING NEW C / U									
602159M	2022Q1	22449	STATEWIDE	N/A	10	\$550	\$1,500	\$2,000	\$1,500
RECONSTRUCTED MANHOLE, USING EXISTING CA / U									
602180M	2022Q1	22449	STATEWIDE	N/A	10	\$350.00	\$750.00	\$865.00	\$750.00
RECONSTRUCTED MANHOLE, USING NEW CASTING / U									
602183M	2022Q1	22449	STATEWIDE	N/A	10	\$550	\$1,300	\$1,325	\$1,250

HISTORICAL BID PRICE LISTING
 BY REGION

REGION: STATEWID

PAY ITEM	CALENDAR QUARTER	CONTRACT NUMBER	COUNTY LOCATION	PROJECT DESCRIPTION	BID QUANTITY	AWARD PRICE	SECOND BIDDER	THIRD BIDDER	ESTIMATE

MANHOLE COVER / U									
602207M	2021Q4	20453	STATEWIDE	STP-D00S (534)	25	\$1,500	\$1,500	\$1,500	\$1,500
	2022Q2	22454	STATEWIDE	STBGP-FLEX-D00S (578)	16	\$1,500	\$1,500	\$1,500	\$1,500
		22453	STATEWIDE	STBGP-FLEX-D00S (581)	20	\$1,500	\$1,500	\$1,500	\$1,500

BICYCLE SAFE GRATE / U									
602210M	2021Q4	20453	STATEWIDE	STP-D00S (534)	75	\$1,600	\$1,600	\$1,600	\$1,600
	2022Q1	22449	STATEWIDE	N/A	150	\$10.00	\$400.00	\$395.00	\$400.00
	2022Q2	22454	STATEWIDE	STBGP-FLEX-D00S (578)	60	\$1,600	\$1,600	\$1,600	\$1,600
		22453	STATEWIDE	STBGP-FLEX-D00S (581)	70	\$1,600	\$1,600	\$1,600	\$1,600

CURB PIECE / U									
602213M	2022Q1	22449	STATEWIDE	N/A	150	\$10.00	\$450.00	\$300.00	\$400.00

CLEANING DRAINAGE STRUCTURE / U									
602216M	2021Q4	20453	STATEWIDE	STP-D00S (534)	5,800	\$373.45	\$350.00	\$355.00	\$200.00
	2022Q2	22454	STATEWIDE	STBGP-FLEX-D00S (578)	2,650	\$225.00	\$590.00	\$650.00	\$200.00
		22453	STATEWIDE	STBGP-FLEX-D00S (581)	4,225	\$612.00	\$268.00	\$459.00	\$200.00

HISTORICAL BID PRICE LISTING
 BY REGION

REGION: STATEWID

PAY ITEM	CALENDAR QUARTER	CONTRACT NUMBER	COUNTY LOCATION	PROJECT DESCRIPTION	BID QUANTITY	AWARD PRICE	SECOND BIDDER	THIRD BIDDER	ESTIMATE
-----	-----	-----	-----	-----	-----	-----	-----	-----	-----
CONCRETE SLOPE GUTTER, 6" THICK / SY									
603006P	2022Q2	22447	STATEWIDE	STATE	1	\$1,000	\$440	\$1,000	\$200.00

HISTORICAL BID PRICE LISTING
BY REGION

REGION: STATEWID

PAY ITEM -----	CALENDAR QUARTER	CONTRACT NUMBER	COUNTY LOCATION	PROJECT DESCRIPTION	BID QUANTITY	AWARD PRICE	SECOND BIDDER	THIRD BIDDER	ESTIMATE
-----	-----	-----	-----	-----	-----	-----	-----	-----	-----
GABION WALL / CY									
604003P	2022Q2	22447	STATEWIDE	STATE	250	\$125.00	\$385.00	\$150.00	\$50.00

HISTORICAL BID PRICE LISTING
 BY REGION

REGION: STATEWID

PAY ITEM	CALENDAR QUARTER	CONTRACT NUMBER	COUNTY LOCATION	PROJECT DESCRIPTION	BID QUANTITY	AWARD PRICE	SECOND BIDDER	THIRD BIDDER	ESTIMATE

CONCRETE SIDEWALK, 4" THICK / SY									
606012P	2022Q1	22449	STATEWIDE	N/A	3,000	\$75.00	\$90.00	\$107.75	\$80.00
	2022Q2	22447	STATEWIDE	STATE	281	\$97.00	\$100.00	\$130.00	\$110.00

CONCRETE SIDEWALK, 6" THICK / SY									
606018P	2022Q1	22449	STATEWIDE	N/A	500	\$75.00	\$100.00	\$112.00	\$82.00

CONCRETE SIDEWALK, REINFORCED, 6" THICK / SY									
606024P	2022Q1	22449	STATEWIDE	N/A	500	\$85.00	\$100.00	\$115.00	\$100.00

CONCRETE SIDEWALK, REINFORCED, 8" THICK / SY									
606027P	2022Q1	22449	STATEWIDE	N/A	100	\$135.00	\$150.00	\$140.00	\$120.00

HOT MIX ASPHALT DRIVEWAY, 6" THICK / SY									
606039P	2022Q1	22449	STATEWIDE	N/A	500	\$55.00	\$50.00	\$94.50	\$60.00

HOT MIX ASPHALT DRIVEWAY, VARIABLE THICK / SY									
606042P	2022Q1	22449	STATEWIDE	N/A	500	\$55.00	\$50.00	\$82.00	\$50.00

CONCRETE DRIVEWAY, 6" THICK / SY									
606051P	2022Q1	22449	STATEWIDE	N/A	100	\$102.00	\$100.00	\$115.00	\$90.00

CONCRETE DRIVEWAY, REINFORCED, 8" THICK / SY									
606060P	2022Q1	22449	STATEWIDE	N/A	100	\$130.00	\$150.00	\$140.00	\$150.00

HISTORICAL BID PRICE LISTING
 BY REGION

REGION: STATEWID

PAY ITEM	CALENDAR QUARTER	CONTRACT NUMBER	COUNTY LOCATION	PROJECT DESCRIPTION	BID QUANTITY	AWARD PRICE	SECOND BIDDER	THIRD BIDDER	ESTIMATE
DETECTABLE WARNING SURFACE / SY									
606084P	2022Q1	22449	STATEWIDE	N/A	150	\$1.00	\$300.00	\$300.00	\$300.00
	2022Q2	22447	STATEWIDE	STATE	2	\$200.00	\$250.00	\$270.00	\$350.00

HISTORICAL BID PRICE LISTING
 BY REGION

REGION: STATEWID

PAY ITEM	CALENDAR QUARTER	CONTRACT NUMBER	COUNTY LOCATION	PROJECT DESCRIPTION	BID QUANTITY	AWARD PRICE	SECOND BIDDER	THIRD BIDDER	ESTIMATE

9" X 16" CONCRETE VERTICAL CURB / LF									
607018P	2022Q1	22449	STATEWIDE	N/A	3,200	\$50.00	\$50.00	\$64.00	\$35.00
	2022Q2	22447	STATEWIDE	STATE	179	\$63.00	\$45.00	\$110.00	\$90.00

9" X 18" CONCRETE VERTICAL CURB / LF									
607021P	2022Q1	22449	STATEWIDE	N/A	1,000	\$65.00	\$0.01	\$64.00	\$45.00

9" X 20" CONCRETE VERTICAL CURB / LF									
607024P	2022Q1	22449	STATEWIDE	N/A	250	\$45.00	\$0.01	\$64.00	\$50.00

12" X 13" CONCRETE SLOPING CURB / LF									
607030P	2022Q1	22449	STATEWIDE	N/A	750	\$45.00	\$50.00	\$64.00	\$50.00
	2022Q2	22447	STATEWIDE	STATE	104	\$63.00	\$60.00	\$110.00	\$50.00

9" X 14" CONCRETE VERTICAL CURB / LF									
607034P	2022Q2	22447	STATEWIDE	STATE	35	\$63.00	\$60.00	\$110.00	\$89.00

9" X VARIABLE HEIGHT CONCRETE VERTICAL C / LF									
607069P	2022Q2	22447	STATEWIDE	STATE	52	\$63.00	\$80.00	\$110.00	\$75.00

HISTORICAL BID PRICE LISTING
 BY REGION

REGION: STATEWID

PAY ITEM	CALENDAR CONTRACT QUARTER NUMBER	COUNTY LOCATION	PROJECT DESCRIPTION	BID QUANTITY	AWARD PRICE	SECOND BIDDER	THIRD BIDDER	ESTIMATE
NONVEGETATIVE SURFACE, POROUS HMA / SY								
608004P	2022Q2 22447	STATEWIDE	STATE	351	\$87.00	\$54.00	\$50.00	\$40.00

HISTORICAL BID PRICE LISTING
 BY REGION

REGION: STATEWID

PAY ITEM	CALENDAR QUARTER	CONTRACT NUMBER	COUNTY LOCATION	PROJECT DESCRIPTION	BID QUANTITY	AWARD PRICE	SECOND BIDDER	THIRD BIDDER	ESTIMATE

BEAM GUIDE RAIL / LF									
609003M	2022Q2	22447	STATEWIDE	STATE	376	\$40.00	\$52.00	\$54.00	\$35.00

BEAM GUIDE RAIL, BRIDGE / LF									
609004M	2022Q2	22447	STATEWIDE	STATE	20	\$352.00	\$190.00	\$180.00	\$260.00

BEAM GUIDE RAIL, DUAL-FACED / LF									
609006M	2022Q2	22447	STATEWIDE	STATE	50	\$78.00	\$60.00	\$80.00	\$50.00

BEAM GUIDE RAIL, DUAL FACED, BRIDGE / LF									
609007M	2022Q2	22447	STATEWIDE	STATE	50	\$430.00	\$375.00	\$200.00	\$180.00

TANGENT GUIDE RAIL TERMINAL / U									
609027M	2022Q2	22447	STATEWIDE	STATE	2	\$4,100	\$3,850	\$4,000	\$2,500

BEAM GUIDE RAIL ANCHORAGE / U									
609039M	2022Q2	22447	STATEWIDE	STATE	2	\$2,350	\$1,400	\$3,000	\$800.00

APPROACH GUIDE RAIL TRANSITION TL-2 / U									
609058M	2022Q2	22447	STATEWIDE	STATE	1	\$3,000	\$2,100	\$3,000	\$1,800

APPROACH GUIDE RAIL TRANSITION TL-3 / U									
609059M	2022Q2	22447	STATEWIDE	STATE	1	\$5,100	\$5,850	\$3,000	\$3,000

REMOVAL OF BEAM GUIDE RAIL / LF									
609075M	2022Q2	22447	STATEWIDE	STATE	525	\$1.00	\$1.00	\$10.00	\$1.00

HISTORICAL BID PRICE LISTING
 BY REGION

REGION: STATEWID

PAY ITEM	CALENDAR QUARTER	CONTRACT NUMBER	COUNTY LOCATION	PROJECT DESCRIPTION	BID QUANTITY	AWARD PRICE	SECOND BIDDER	THIRD BIDDER	ESTIMATE

TRAFFIC STRIPES, 4" / LF									
610003M	2022Q1	22449	STATEWIDE	N/A	25,000	\$0.47	\$0.50	\$0.80	\$0.45
	2022Q2	22447	STATEWIDE	STATE	10,000	\$1.00	\$1.50	\$1.00	\$3.00

TRAFFIC STRIPES, 6" / LF									
610006M	2022Q1	22449	STATEWIDE	N/A	10,000	\$0.68	\$0.75	\$1.10	\$0.60

TRAFFIC STRIPES, 8" / LF									
610007M	2022Q1	22449	STATEWIDE	N/A	5,000	\$0.89	\$0.99	\$1.35	\$1.00

TRAFFIC MARKINGS / SF									
610009M	2022Q2	22447	STATEWIDE	STATE	2,000	\$6.40	\$5.00	\$5.00	\$5.00

RPM, MONO-DIRECTIONAL, WHITE LENS / U									
610012M	2022Q1	22449	STATEWIDE	N/A	250	\$34.12	\$0.01	\$50.00	\$32.00

TRAFFIC MARKING LINES, 4" / LF									
610013M	2022Q1	22449	STATEWIDE	N/A	25,000	\$1.15	\$1.21	\$1.85	\$0.80

TRAFFIC MARKING LINES, 8" / LF									
610014M	2022Q1	22449	STATEWIDE	N/A	1,000	\$1.89	\$2.42	\$1.90	\$1.75

TRAFFIC MARKING LINES, 24" / LF									
610017M	2022Q1	22449	STATEWIDE	N/A	1,000	\$5.04	\$5.50	\$7.70	\$6.00

HISTORICAL BID PRICE LISTING
 BY REGION

REGION: STATEWID

PAY ITEM	CALENDAR QUARTER	CONTRACT NUMBER	COUNTY LOCATION	PROJECT DESCRIPTION	BID QUANTITY	AWARD PRICE	SECOND BIDDER	THIRD BIDDER	ESTIMATE
RPM, MONO-DIRECTIONAL, AMBER LENS / U									
610018M	2022Q1	22449	STATEWIDE	N/A	250	\$34.12	\$0.01	\$50.00	\$32.00
RPM, BI-DIRECTIONAL, AMBER LENS / U									
610021M	2022Q1	22449	STATEWIDE	N/A	250	\$34.12	\$0.01	\$50.00	\$32.00
REMOVAL OF RPM / U									
610024M	2022Q1	22449	STATEWIDE	N/A	750	\$1.00	\$0.01	\$4.25	\$3.00
RUMBLE STRIP / LF									
610033M	2022Q1	22449	STATEWIDE	N/A	2,500	\$5.54	\$0.01	\$3.05	\$2.00
REMOVAL OF TRAFFIC STRIPES / LF									
610036M	2022Q1	22449	STATEWIDE	N/A	5,000	\$1.57	\$1.93	\$0.80	\$1.50
REMOVAL OF TRAFFIC MARKINGS / SF									
610039M	2022Q1	22449	STATEWIDE	N/A	5,000	\$3.15	\$3.30	\$4.40	\$2.80
TRAFFIC MARKINGS SYMBOLS / SF									
610060M	2022Q1	22449	STATEWIDE	N/A	3,000	\$8.13	\$8.80	\$8.50	\$7.50

HISTORICAL BID PRICE LISTING
 BY REGION

REGION: STATEWID

PAY ITEM -----	CALENDAR CONTRACT QUARTER NUMBER -----	COUNTY LOCATION -----	PROJECT DESCRIPTION -----	BID QUANTITY -----	AWARD PRICE -----	SECOND BIDDER -----	THIRD BIDDER -----	ESTIMATE -----
CUSH, COMP BAR, TYPE 2, NARROW / U								
611300M	2022Q2 22447	STATEWIDE	STATE	4	\$29,000	\$25,000	\$31,500	\$15,000

HISTORICAL BID PRICE LISTING
 BY REGION

REGION: STATEWID

PAY ITEM	CALENDAR QUARTER	CONTRACT NUMBER	COUNTY LOCATION	PROJECT DESCRIPTION	BID QUANTITY	AWARD PRICE	SECOND BIDDER	THIRD BIDDER	ESTIMATE
SELECTIVE CLEARING / SY									
801012M	2021Q4	20453	STATEWIDE	STP-D00S (534)	6,000	\$5.00	\$5.00	\$3.00	\$15.00
	2022Q2	22454	STATEWIDE	STBGP-FLEX-D00S (578)	2,000	\$2.60	\$5.00	\$0.01	\$15.00
		22453	STATEWIDE	STBGP-FLEX-D00S (581)	2,500	\$5.00	\$2.60	\$5.00	\$15.00

HISTORICAL BID PRICE LISTING
 BY REGION

REGION: STATEWID

PAY ITEM	CALENDAR CONTRACT QUARTER NUMBER	COUNTY LOCATION	PROJECT DESCRIPTION	BID QUANTITY	AWARD PRICE	SECOND BIDDER	THIRD BIDDER	ESTIMATE
-----	-----	-----	-----	-----	-----	-----	-----	-----
TREE REMOVAL, OVER 36" DIAMETER / U								
802036M	2022Q2 22447	STATEWIDE	STATE	1	\$3,500	\$5,000	\$2,000	\$2,500

HISTORICAL BID PRICE LISTING
 BY REGION

REGION: STATEWID

PAY ITEM	CALENDAR CONTRACT QUARTER NUMBER	COUNTY LOCATION	PROJECT DESCRIPTION	BID QUANTITY	AWARD PRICE	SECOND BIDDER	THIRD BIDDER	ESTIMATE
TOPSOIL SPREADING ___" THICK / SY								
804000P	2022Q1 22449	STATEWIDE	N/A	1,000	\$4.00	\$4.00	\$6.35	\$5.00

BORROW TOPSOIL / CY								
804015P	2022Q1 22449	STATEWIDE	N/A	2,000	\$1.00	\$0.01	\$44.00	\$3.00

HISTORICAL BID PRICE LISTING
 BY REGION

REGION: STATEWID

PAY ITEM	CALENDAR QUARTER	CONTRACT NUMBER	COUNTY LOCATION	PROJECT DESCRIPTION	BID QUANTITY	AWARD PRICE	SECOND BIDDER	THIRD BIDDER	ESTIMATE
TURF REPAIR STRIP / LF									
805003M	2022Q1	22449	STATEWIDE	N/A	1,000	\$2.00	\$0.01	\$11.00	\$2.00

HISTORICAL BID PRICE LISTING
 BY REGION

REGION: STATEWID

PAY ITEM -----	CALENDAR CONTRACT QUARTER NUMBER -----	COUNTY LOCATION -----	PROJECT DESCRIPTION -----	BID QUANTITY -----	AWARD PRICE -----	SECOND BIDDER -----	THIRD BIDDER -----	ESTIMATE -----
FERTILIZING AND SEEDING, TYPE A / SY								
806003P	2022Q1 22449	STATEWIDE	N/A	2,000	\$1.00	\$1.00	\$0.55	\$2.00

HISTORICAL BID PRICE LISTING
 BY REGION

REGION: STATEWID

PAY ITEM -----	CALENDAR QUARTER -----	CONTRACT NUMBER -----	COUNTY LOCATION -----	PROJECT DESCRIPTION -----	BID QUANTITY -----	AWARD PRICE -----	SECOND BIDDER -----	THIRD BIDDER -----	ESTIMATE -----
STRAW MULCHING / SY									
809003M	2022Q1	22449	STATEWIDE	N/A	2,000	\$0.55	\$1.00	\$0.55	\$0.80

HISTORICAL BID PRICE LISTING
 BY REGION

REGION: STATEWID

PAY ITEM	CALENDAR QUARTER	CONTRACT NUMBER	COUNTY LOCATION	PROJECT DESCRIPTION	BID QUANTITY	AWARD PRICE	SECOND BIDDER	THIRD BIDDER	ESTIMATE
REPAIR CATEGORY "A", MOVABLE / HOUR									
MMB022M	2022Q1	22440	STATEWIDE	N/A	9,504	\$269.69	\$285.00		\$230.00
REPAIR CATEGORY "B", MOVABLE / HOUR									
MMB024M	2022Q1	22440	STATEWIDE	N/A	2,080	\$247.91	\$245.00		\$200.00
WELDING CREW / HOUR									
MMB026M	2022Q1	22440	STATEWIDE	N/A	7,392	\$263.14	\$302.00		\$215.00
60' UNDERBRIDGE INSPECTION UNIT / HOUR									
MMB044M	2022Q1	22440	STATEWIDE	N/A	1,056	\$265.00	\$275.00		\$200.00
REMOVAL OF DETERIORATED CONCRETE ENCASEM / SF									
MMB064M	2022Q2	22447	STATEWIDE	STATE	1,900	\$131.00	\$82.00	\$200.00	\$79.00
TEMPORARY SHORING OF THE SUPERSTRUCTURE / U									
MMB065M	2022Q2	22447	STATEWIDE	STATE	2	\$4,500	\$30,000	\$40,000	\$14,000
PREFORMED ELASTOMERIC JOINT SEALER, VARI / LF									
MMB066M	2022Q2	22447	STATEWIDE	STATE	631	\$70.00	\$163.00	\$120.00	\$45.00
STRUCTURAL STEEL REPAIR / LB									
MMB067M	2022Q2	22447	STATEWIDE	STATE	1,200	\$14.00	\$62.00	\$50.00	\$45.00
BRIDGE HEADER REPAIR / LF									
MMB070M	2022Q2	22447	STATEWIDE	STATE	50	\$225.00	\$350.00	\$120.00	\$110.00

HISTORICAL BID PRICE LISTING
 BY REGION

REGION: STATEWID

PAY ITEM	CALENDAR QUARTER	CONTRACT NUMBER	COUNTY LOCATION	PROJECT DESCRIPTION	BID QUANTITY	AWARD PRICE	SECOND BIDDER	THIRD BIDDER	ESTIMATE
CONCRETE SPALL REPAIR, TYPE 1 / SF									
MMB071M	2022Q2	22447	STATEWIDE	STATE	550	\$340.00	\$265.00	\$240.00	\$102.00
CONCRETE SPALL REPAIR, TYPE 2 / CF									
MMB072M	2022Q2	22447	STATEWIDE	STATE	154	\$450.00	\$520.00	\$240.00	\$145.00
REPAIR CONCRETE CURB / LF									
MMB077M	2022Q2	22447	STATEWIDE	STATE	50	\$110.00	\$180.00	\$60.00	\$115.00
DECK CORROSION INHIBITOR / SY									
MMB086M	2022Q2	22447	STATEWIDE	STATE	561	\$17.00	\$14.00	\$16.00	\$10.00
DECK JOINT RESEAL (SILICON) / LF									
MMB087M	2022Q2	22447	STATEWIDE	STATE	70	\$63.00	\$120.00	\$100.00	\$90.00
DECK JOINT REPAIR / LF									
MMB089M	2022Q2	22447	STATEWIDE	STATE	50	\$175.00	\$195.00	\$185.00	\$150.00
DECK JOINT RESEAL (RUBBER ASPHALT) / LF									
MMB090M	2022Q2	22447	STATEWIDE	STATE	70	\$7.00	\$13.00	\$5.00	\$15.00
CREW COORDINATOR / HOUR									
MMB092M	2022Q1	22446	STATEWIDE	100% STATE	416	\$115.00	\$115.00	\$115.00	\$115.00
		22440	STATEWIDE	N/A	4,224	\$105.00	\$105.00		\$105.00

HISTORICAL BID PRICE LISTING
BY REGION

REGION: STATEWID

PAY ITEM	CALENDAR QUARTER	CONTRACT NUMBER	COUNTY LOCATION	PROJECT DESCRIPTION	BID QUANTITY	AWARD PRICE	SECOND BIDDER	THIRD BIDDER	ESTIMATE

MILLING, VARIABLE DEPTH / SY									
MMB136M	2022Q2	22447	STATEWIDE	STATE	590	\$18.00	\$17.00	\$80.00	\$10.00

MANPOWERED ACCESS MACHINE / HOUR									
MMB142M	2022Q1	22440	STATEWIDE	N/A	2,000	\$25.00	\$30.00		\$50.00

STEEL DECK JOINT REPAIR / LF									
MMB169M	2022Q2	22447	STATEWIDE	STATE	33	\$375.00	\$550.00	\$350.00	\$150.00

LANE CLOSURES / HOUR									
MMB172M	2022Q1	22439	STATEWIDE	N/A	1,700	\$220.50	\$242.00		\$235.00
		22446	STATEWIDE	100% STATE	3,952	\$1.00	\$0.01	\$0.01	\$22.50
		22448	STATEWIDE	STATE	3,952	\$0.01	\$1.00	\$0.01	\$20.50
		22440	STATEWIDE	N/A	6,480	\$436.88	\$564.00		\$335.00

SOLID WASTE DISPOSAL / DOLL									
MMB173M	2022Q1	22439	STATEWIDE	N/A	15,000	\$1.00	\$1.00		\$1.00
		22446	STATEWIDE	100% STATE	20,000	\$1.00	\$1.00	\$1.00	\$1.00
		22440	STATEWIDE	N/A	40,000	\$1.00	\$1.00		\$1.00

REPAIR CATEGORY "A" / HOUR									
MMB181M	2022Q1	22439	STATEWIDE	N/A	3,700	\$267.88	\$325.00		\$280.00

REPAIR CATEGORY "B" / HOUR									
MMB182M	2022Q1	22439	STATEWIDE	N/A	3,600	\$245.21	\$220.00		\$240.00

LABOR CREW / HOUR									
MMB186M	2022Q1	22446	STATEWIDE	100% STATE	3,952	\$595.00	\$670.00	\$685.00	\$625.00

HISTORICAL BID PRICE LISTING
 BY REGION

REGION: STATEWID

PAY ITEM	CALENDAR QUARTER	CONTRACT NUMBER	COUNTY LOCATION	PROJECT DESCRIPTION	BID QUANTITY	AWARD PRICE	SECOND BIDDER	THIRD BIDDER	ESTIMATE
LABOR CREW / HOUR									
MMB186M	(cont)	22448	STATEWIDE	STATE	3,952	\$804.00	\$875.00	\$915.00	\$832.00
RAILROAD SERVICES / DOLL									
MMB188M	2022Q2	22447	STATEWIDE	STATE	50,000	\$1.00	\$1.00	\$1.00	\$1.00

HISTORICAL BID PRICE LISTING
 BY REGION

REGION: STATEWID

PAY ITEM	CALENDAR QUARTER	CONTRACT NUMBER	COUNTY LOCATION	PROJECT DESCRIPTION	BID QUANTITY	AWARD PRICE	SECOND BIDDER	THIRD BIDDER	ESTIMATE

CLEARING SITE / MILE									
MMD035M	2021Q4	20453	STATEWIDE	STP-D00S (534)	175	\$500.00	\$500.00	\$500.00	\$500.00
	2022Q2	22454	STATEWIDE	STBGP-FLEX-D00S (578)	85	\$500.00	\$500.00	\$500.00	\$500.00
		22453	STATEWIDE	STBGP-FLEX-D00S (581)	115	\$500.00	\$500.00	\$500.00	\$500.00

CULVERT CLEANING / LF									
MMD059M	2021Q4	20453	STATEWIDE	STP-D00S (534)	4,000	\$15.00	\$1.00	\$114.00	\$60.00
	2022Q2	22454	STATEWIDE	STBGP-FLEX-D00S (578)	1,800	\$10.00	\$30.00	\$15.00	\$60.00
		22453	STATEWIDE	STBGP-FLEX-D00S (581)	2,000	\$1.00	\$35.00	\$50.00	\$60.00

CLEANING EXISTING PIPE / LF									
MMD064M	2021Q4	20453	STATEWIDE	STP-D00S (534)	75,000	\$0.01	\$0.01	\$17.50	\$3.00
		20453	STATEWIDE	STP-D00S (534)	425,000	\$0.15	\$4.46	\$6.31	\$4.75
	2022Q2	22453	STATEWIDE	STBGP-FLEX-D00S (581)	65,000	\$0.01	\$2.50	\$0.01	\$3.00
		22454	STATEWIDE	STBGP-FLEX-D00S (578)	65,000	\$2.00	\$0.01	\$0.40	\$3.00
		22454	STATEWIDE	STBGP-FLEX-D00S (578)	240,000	\$4.20	\$1.00	\$2.05	\$4.00
		22453	STATEWIDE	STBGP-FLEX-D00S (581)	390,000	\$0.75	\$4.65	\$1.00	\$4.00

HISTORICAL BID PRICE LISTING
 BY REGION

REGION: STATEWID

PAY ITEM	CALENDAR QUARTER	CONTRACT NUMBER	COUNTY LOCATION	PROJECT DESCRIPTION	BID QUANTITY	AWARD PRICE	SECOND BIDDER	THIRD BIDDER	ESTIMATE

TRAFFIC CONTROL TRUCK WITH MOUNTED CRASH / DAY									
MMG008M	2021Q4	20453	STATEWIDE	STP-D00S (534)	825	\$225.00	\$225.00	\$225.00	\$225.00
	2022Q1	22449	STATEWIDE	N/A	100	\$1.00	\$0.01	\$550.00	\$50.00
	2022Q2	22454	STATEWIDE	STBGP-FLEX-D00S (578)	900	\$250.00	\$250.00	\$250.00	\$250.00
		22453	STATEWIDE	STBGP-FLEX-D00S (581)	950	\$265.00	\$265.00	\$265.00	\$265.00

E-Z PASS / DOLL									
MMG009M	2022Q1	22446	STATEWIDE	100% STATE	3,140	\$1.00	\$1.00	\$1.00	\$1.00
	2022Q2	22447	STATEWIDE	STATE	1,622	\$1.00	\$1.00	\$1.00	\$1.00

TELEPHONE SERVICE / DOLL									
MMG010M	2022Q1	22440	STATEWIDE	N/A	14,400	\$1.00	\$1.00		\$1.00

NON-PARTICIPATING WORK / DOLL									
MMG013M	2022Q2	22444	STATEWIDE	STBGP-FLEX-D00S (569)	75,000	\$1.00	\$1.00	\$1.00	\$1.00

OVERTIME DIFFERENTIAL (OD) / DOLL									
MMG025M	2022Q1	22439	STATEWIDE	N/A	15,000	\$1.00	\$1.00		\$1.00
		22446	STATEWIDE	100% STATE	30,000	\$1.00	\$1.00	\$1.00	\$1.00
		22448	STATEWIDE	STATE	100,000	\$1.00	\$1.00	\$1.00	\$1.00
		22440	STATEWIDE	N/A	300,000	\$1.00	\$1.00		\$1.00

HMA RESURFACING PATCH / T									
MMG026M	2022Q1	22449	STATEWIDE	N/A	500	\$100.00	\$160.00	\$350.00	\$120.00

PREFORMED THERMOPLASTIC NUMBERS / U									
MMG034M	2022Q1	22449	STATEWIDE	N/A	500	\$23.62	\$33.00	\$36.25	\$20.00

HISTORICAL BID PRICE LISTING
 BY REGION

REGION: STATEWID

PAY ITEM	CALENDAR QUARTER	CONTRACT NUMBER	COUNTY LOCATION	PROJECT DESCRIPTION	BID QUANTITY	AWARD PRICE	SECOND BIDDER	THIRD BIDDER	ESTIMATE
THERMOPLASTIC PREFORMED HANDICAP MAT / U									
MMG035M	2022Q1	22449	STATEWIDE	N/A	35	\$395.00	\$275.00	\$280.00	\$350.00
RIPRAP STONE SLOPE PROTECTION / T									
MMG036M	2022Q1	22449	STATEWIDE	N/A	100	\$35.00	\$55.00	\$15.00	\$40.00
WORKER, TYPE "A" / HOUR									
MMG054M	2022Q1	22446	STATEWIDE	100% STATE	1,500	\$95.00	\$96.00	\$135.00	\$75.00
DISPOSAL OF REGULATED MATERIAL HAZARDOUS / DOLL									
MMG064M	2022Q1	22446	STATEWIDE	100% STATE	35,000	\$1.00	\$1.00	\$1.00	\$1.00
CONTAINMENT SYSTEM / LS									
MMG082M	2022Q2	22447	STATEWIDE	STATE	1	\$105,000	\$50,000	\$115,000	\$125,000
SSPC, BLAST/PRIME / LS									
MMG083M	2022Q2	22447	STATEWIDE	STATE	1	\$510,000	\$585,000	\$575,000	\$85,000
SSPC, STRIPE/INTERMEDIATE / LS									
MMG084M	2022Q2	22447	STATEWIDE	STATE	1	\$130,000	\$75,000	\$144,000	\$60,000
SSPC, FINISH / LS									
MMG085M	2022Q2	22447	STATEWIDE	STATE	1	\$105,000	\$75,000	\$115,000	\$55,000
TESTING, IF AND WHERE DIRECTED / DOLL									
MMG086M	2022Q2	22447	STATEWIDE	STATE	15,000	\$1.00	\$1.00	\$1.00	\$1.00

HISTORICAL BID PRICE LISTING
 BY REGION

REGION: STATEWID

PAY ITEM	CALENDAR QUARTER	CONTRACT NUMBER	COUNTY LOCATION	PROJECT DESCRIPTION	BID QUANTITY	AWARD PRICE	SECOND BIDDER	THIRD BIDDER	ESTIMATE
STRUCTURAL STEEL REPAIRS, WHERE DIRECTED / LB									
MMG087M	2022Q2	22447	STATEWIDE	STATE	1,000	\$14.00	\$66.00	\$18.00	\$95.00

ADJUSTMENT FACTOR / PCT									
MMG095M	2022Q2	22444	STATEWIDE	STBGP-FLEX-D00S (569)	1,265,000	\$0.84	\$0.86	\$0.89	\$1.15

HISTORICAL BID PRICE LISTING
 BY REGION

REGION: STATEWID

PAY ITEM -----	CALENDAR QUARTER -----	CONTRACT NUMBER -----	COUNTY LOCATION -----	PROJECT DESCRIPTION -----	BID QUANTITY -----	AWARD PRICE -----	SECOND BIDDER -----	THIRD BIDDER -----	ESTIMATE -----
BOLLARD / U									
MMI003M	2022Q1	22449	STATEWIDE	N/A	25	\$1,225	\$750	\$800	\$1,500

HISTORICAL BID PRICE LISTING
 BY REGION

REGION: STATEWID

PAY ITEM	CALENDAR QUARTER	CONTRACT NUMBER	COUNTY LOCATION	PROJECT DESCRIPTION	BID QUANTITY	AWARD PRICE	SECOND BIDDER	THIRD BIDDER	ESTIMATE

CONSTRUCTION LAYOUT / DAY									
MMR001M	2022Q1	22449	STATEWIDE	N/A	35	\$1,750	\$1,500	\$2,750	\$1,500

MOBILIZATION / U									
MMR004M	2022Q1	22449	STATEWIDE	N/A	30	\$15,000	\$15,000	\$15,000	\$15,000

SPECIAL MOBILIZATION / U									
MMR005M	2022Q1	22449	STATEWIDE	N/A	10	\$4,000	\$4,000	\$4,000	\$4,000

EMERGENCY MOBILIZATION / U									
MMR006M	2022Q1	22449	STATEWIDE	N/A	1	\$7,500	\$7,500	\$7,500	\$7,500

REMOVAL OF CURB / LF									
MMR031M	2022Q1	22449	STATEWIDE	N/A	1,000	\$40.30	\$5.00	\$8.80	\$7.50

REMOVAL OF SIDEWALK / SY									
MMR034M	2022Q1	22449	STATEWIDE	N/A	1,000	\$25.30	\$9.00	\$11.00	\$20.00

FLASHING ARROW BOARD, 4' X 8' / DAY									
MMR060M	2021Q4	20453	STATEWIDE	STP-D00S (534)	300	\$1.00	\$150.00	\$10.00	\$45.00
	2022Q1	22449	STATEWIDE	N/A	125	\$1.00	\$0.01	\$70.00	\$50.00
	2022Q2	22453	STATEWIDE	STBGP-FLEX-D00S (581)	300	\$1.00	\$12.00	\$250.00	\$45.00
		22454	STATEWIDE	STBGP-FLEX-D00S (578)	300	\$12.00	\$250.00	\$1.00	\$45.00

PORTABLE VARIABLE MESSAGE SIGN / DAY									
MMR061M	2022Q1	22449	STATEWIDE	N/A	50	\$1.00	\$0.01	\$110.00	\$100.00

HISTORICAL BID PRICE LISTING
 BY REGION

REGION: STATEWID

PAY ITEM	CALENDAR QUARTER	CONTRACT NUMBER	COUNTY LOCATION	PROJECT DESCRIPTION	BID QUANTITY	AWARD PRICE	SECOND BIDDER	THIRD BIDDER	ESTIMATE

TRAFFIC MARKINGS, LINES, THERMOPLASTIC / LF									
MMR081M	2022Q2	22447	STATEWIDE	STATE	10,000	\$1.25	\$1.50	\$1.00	\$1.00

MICROMILLING / SY									
MMR087M	2022Q1	22449	STATEWIDE	N/A	2,500	\$5.00	\$0.01	\$7.50	\$5.00

PREPARATION OF ROADBED / SY									
MMR089M	2022Q1	22449	STATEWIDE	N/A	5,000	\$2.00	\$2.75	\$3.50	\$1.75

CONCRETE WASHOUT SYSTEM / U									
MMR091M	2022Q1	22449	STATEWIDE	N/A	2	\$2,500	\$2,500	\$2,500	\$2,500
		22449	STATEWIDE	N/A	10	\$1,500	\$1,500	\$1,500	\$1,500

WEIGHTED AVERAGE ITEM PRICE REPORT
 BY REGION, ITEM, AND QUARTER

REGION	ITEM	CALENDAR QUARTER	NUMBER OF OCCUR'S	TOTAL QUANTITY	TOTAL DOLLARS	AVERAGE AWARDED PRICE	AVERAGE OF LOW 3 BIDDERS
C	DISPUTE RESOLUTION BOARD, REG MEETING, F / DOLL						
	107010M	2022Q2	1	1.00	\$76,800	\$76,800.00	\$76,800.00
			1	1.00	\$76,800	\$76,800.00	\$76,800.00
	DISPUTE RESOLUTION BOARD, REG MEETING, H / DOLL						
	107011M	2022Q2	1	1.00	\$19,200	\$19,200.00	\$19,200.00
			1	1.00	\$19,200	\$19,200.00	\$19,200.00
	DISPUTE RESOLUTION BOARD, CONFERENCE, F / DOLL						
	107012M	2022Q2	1	1.00	\$45,440	\$45,440.00	\$45,440.00
			1	1.00	\$45,440	\$45,440.00	\$45,440.00
	DISPUTE RESOLUTION BOARD, CONFERENCE, H / DOLL						
	107013M	2022Q2	1	1.00	\$11,360	\$11,360.00	\$11,360.00
			1	1.00	\$11,360	\$11,360.00	\$11,360.00
	FORCE ACCOUNT / DOLL						
	109006M	2021Q4	6	5,900,000.00	\$5,900,000	\$1.00	\$1.00
		2022Q1	3	190,825.00	\$190,825	\$1.00	\$1.00
		2022Q2	1	220,000.00	\$220,000	\$1.00	\$1.00
			10	6,310,825.00	\$6,310,825	\$1.00	\$1.00
	PERFORMANCE BOND AND PAYMENT BOND / DOLL						
	151006M	2021Q4	9	40,007.00	\$188,576	\$4.71	\$4.96
		2022Q1	5	5.00	\$130,725	\$26,145.00	\$28,173.33
		2022Q2	13	13.00	\$866,764	\$66,674.12	\$110,526
			27	40,025.00	\$1,186,065	\$29.63	\$44.37

WEIGHTED AVERAGE ITEM PRICE REPORT
 BY REGION, ITEM, AND QUARTER

REGION	ITEM	CALENDAR QUARTER	NUMBER OF OCCUR'S	TOTAL QUANTITY	TOTAL DOLLARS	AVERAGE AWARDED PRICE	AVERAGE OF LOW 3 BIDDERS
C	RAILROAD PROTECTIVE LIABILITY INSURANCE / DOLL						
	152012P	2021Q4	1	1.00	\$2,518	\$2,517.50	\$1,739.17
		2022Q1	2	2.00	\$5,036	\$2,518.00	\$2,089.33
		2022Q2	2	2.00	\$3,400	\$1,700.00	\$2,962.33
			5	5.00	\$10,954	\$2,190.70	\$2,368.50
	POLLUTION LIABILITY INSURANCE / DOLL						
	152015P	2021Q4	9	20,007.00	\$45,072	\$2.25	\$2.06
		2022Q1	3	3.00	\$37,658	\$12,552.50	\$6,684.50
		2022Q2	13	13.00	\$107,629	\$8,279.15	\$11,214.12
			25	20,023.00	\$190,359	\$9.51	\$10.34
	PROGRESS SCHEDULE / LS						
	153003P	2022Q1	1	1.00	\$35,000	\$35,000.00	\$35,000.00
		2022Q2	11	11.00	\$166,625	\$15,147.73	\$18,271.46
			12	12.00	\$201,625	\$16,802.08	\$19,665.51
	PROGRESS SCHEDULE UPDATE / U						
	153005M	2022Q1	1	3.00	\$24,000	\$8,000.00	\$8,000.00
		2022Q2	11	148.00	\$129,470	\$874.80	\$667.48
			12	151.00	\$153,470	\$1,016.36	\$813.16
	BAR CHART PROGRESS SCHEDULE AND UPDATES / LS						
	153009P	2021Q4	1	1.00	\$2,500	\$2,500.00	\$1,500.00
		2022Q1	2	2.00	\$5,000	\$2,500.00	\$3,600.00
			3	3.00	\$7,500	\$2,500.00	\$2,900.00
	TRAINEES / HOUR						
	153011M	2021Q4	2	2,500.00	\$2,200	\$0.88	\$0.92

(item continued)

WEIGHTED AVERAGE ITEM PRICE REPORT
 BY REGION, ITEM, AND QUARTER

REGION	ITEM	CALENDAR QUARTER	NUMBER OF OCCUR'S	TOTAL QUANTITY	TOTAL DOLLARS	AVERAGE AWARDED PRICE	AVERAGE OF LOW 3 BIDDERS
C	TRAINEES / HOUR						
	153011M	2022Q2	8	46,790.00	\$4,489	\$0.10	\$0.32
			10	49,290.00	\$6,689	\$0.14	\$0.35

	MOBILIZATION / LS						
	154003P	2021Q4	3	3.00	\$751,868	\$250,623	\$558,081
		2022Q1	5	5.00	\$1,589,428	\$317,886	\$643,791
		2022Q2	11	11.00	\$18,982,781	\$1,725,707	\$2,023,301
			19	19.00	\$21,324,077	\$1,122,320	\$1,428,922

	FIELD OFFICE TYPE B SET UP / U						
	155006M	2021Q4	2	2.00	\$35,000	\$17,500.00	\$23,166.67
		2022Q1	2	2.00	\$25,100	\$12,550.00	\$21,100.00
			4	4.00	\$60,100	\$15,025.00	\$22,133.33

	FIELD OFFICE TYPE D SET UP / U						
	155012M	2022Q1	1	1.00	\$45,000	\$45,000.00	\$45,000.00
		2022Q2	2	2.00	\$75,000	\$37,500.00	\$37,500.00
			3	3.00	\$120,000	\$40,000.00	\$40,000.00

	FIELD OFFICE TYPE E SET UP / U						
	155015M	2021Q4	2	2.00	\$60,250	\$30,125.00	\$50,541.67
		2022Q2	6	6.00	\$163,600	\$27,266.67	\$34,880.00
			8	8.00	\$223,850	\$27,981.25	\$38,795.42

	FIELD OFFICE TYPE F SET UP / U						
	155018M	2022Q2	3	3.00	\$321,500	\$107,167	\$183,068
			3	3.00	\$321,500	\$107,167	\$183,068

WEIGHTED AVERAGE ITEM PRICE REPORT
 BY REGION, ITEM, AND QUARTER

REGION	ITEM	CALENDAR QUARTER	NUMBER OF OCCUR'S	TOTAL QUANTITY	TOTAL DOLLARS	AVERAGE AWARDED PRICE	AVERAGE OF LOW 3 BIDDERS
C	FIELD OFFICE TYPE B MAINTENANCE / MO						
	155024M	2021Q4	2	24.00	\$66,000	\$2,750.00	\$4,800.00
		2022Q1	2	27.00	\$38,700	\$1,433.33	\$3,140.74
			4	51.00	\$104,700	\$2,052.94	\$3,921.57
	FIELD OFFICE TYPE D MAINTENANCE / MO						
	155030M	2022Q1	1	8.00	\$48,000	\$6,000.00	\$6,000.00
		2022Q2	2	34.00	\$161,500	\$4,750.00	\$4,250.00
			3	42.00	\$209,500	\$4,988.10	\$4,583.33
	FIELD OFFICE TYPE E MAINTENANCE / MO						
	155033M	2021Q4	2	30.00	\$112,650	\$3,755.00	\$4,085.00
		2022Q2	6	106.00	\$438,800	\$4,139.62	\$4,148.44
			8	136.00	\$551,450	\$4,054.78	\$4,134.45
	FIELD OFFICE TYPE F MAINTENANCE / MO						
	155036M	2022Q2	3	146.00	\$452,300	\$3,097.95	\$3,169.63
			3	146.00	\$452,300	\$3,097.95	\$3,169.63
	MATERIALS FIELD LABORATORY SET-UP / U						
	156003M	2022Q2	3	3.00	\$57,500	\$19,166.67	\$23,888.89
			3	3.00	\$57,500	\$19,166.67	\$23,888.89
	MATERIALS FIELD LABORATORY MAINTENANCE / MO						
	156006M	2022Q2	3	114.00	\$205,500	\$1,802.63	\$1,995.61
			3	114.00	\$205,500	\$1,802.63	\$1,995.61

WEIGHTED AVERAGE ITEM PRICE REPORT
 BY REGION, ITEM, AND QUARTER

REGION	ITEM	CALENDAR QUARTER	NUMBER OF OCCUR'S	TOTAL QUANTITY	TOTAL DOLLARS	AVERAGE AWARDED PRICE	AVERAGE OF LOW 3 BIDDERS
C	CURING FACILITY SET-UP / U						
	156009M	2022Q2	2	2.00	\$10,000	\$5,000.00	\$3,916.67
			2	2.00	\$10,000	\$5,000.00	\$3,916.67
	CURING FACILITY MAINTENANCE / MO						
	156012M	2022Q2	2	91.00	\$23,300	\$256.04	\$321.98
			2	91.00	\$23,300	\$256.04	\$321.98
	NUCLEAR DENSITY GAUGE / U						
	156015M	2022Q2	2	2.00	\$25,000	\$12,500.00	\$12,083.33
			2	2.00	\$25,000	\$12,500.00	\$12,083.33
	CONCRETE COMPRESSION TESTING EQUIPMENT / U						
	156021M	2022Q2	1	1.00	\$10,000	\$10,000.00	\$7,500.00
			1	1.00	\$10,000	\$10,000.00	\$7,500.00
	CONSTRUCTION LAYOUT / DOLL						
	157004M	2021Q4	1	1.00	\$10,000	\$10,000.00	\$10,333.33
		2022Q1	4	4.00	\$60,001	\$15,000.25	\$8,222.75
		2022Q2	11	11.00	\$2,004,500	\$182,227	\$257,671
			16	16.00	\$2,074,501	\$129,656	\$179,851
	MONUMENT / U						
	157006M	2022Q2	1	42.00	\$33,600	\$800.00	\$606.00
			1	42.00	\$33,600	\$800.00	\$606.00

WEIGHTED AVERAGE ITEM PRICE REPORT
 BY REGION, ITEM, AND QUARTER

REGION	ITEM	CALENDAR QUARTER	NUMBER OF OCCUR'S	TOTAL QUANTITY	TOTAL DOLLARS	AVERAGE AWARDED PRICE	AVERAGE OF LOW 3 BIDDERS
C	CAUTION FENCE / LF						
	158003M	2022Q2	2	2,164.00	\$14,385	\$6.65	\$8.55
			2	2,164.00	\$14,385	\$6.65	\$8.55
	SILT FENCE / LF						
	158006M	2021Q4	1	500.00	\$5	\$0.01	\$3.67
		2022Q1	1	500.00	\$5	\$0.01	\$0.34
		2022Q2	1	830.00	\$2,490	\$3.00	\$8.33
			3	1,830.00	\$2,500	\$1.37	\$4.88
	HEAVY DUTY SILT FENCE, ORANGE / LF						
	158009M	2022Q1	1	1,415.00	\$58,482	\$41.33	\$41.33
		2022Q2	5	75,438.00	\$418,088	\$5.54	\$10.07
			6	76,853.00	\$476,570	\$6.20	\$10.64
	HEAVY DUTY SILT FENCE, BLACK / LF						
	158012M	2022Q2	6	46,521.00	\$217,346	\$4.67	\$7.83
			6	46,521.00	\$217,346	\$4.67	\$7.83
	HAYBALE / U						
	158015M	2022Q2	3	133.00	\$950	\$7.14	\$22.29
			3	133.00	\$950	\$7.14	\$22.29
	INLET FILTER TYPE 2, 2' X 4' / U						
	158030M	2021Q4	1	189.00	\$189	\$1.00	\$57.67
		2022Q1	2	465.00	\$465	\$1.00	\$44.25
		2022Q2	10	2,122.00	\$291,364	\$137.31	\$107.69
			13	2,776.00	\$292,018	\$105.19	\$93.66

WEIGHTED AVERAGE ITEM PRICE REPORT
 BY REGION, ITEM, AND QUARTER

REGION	ITEM	CALENDAR QUARTER	NUMBER OF OCCUR'S	TOTAL QUANTITY	TOTAL DOLLARS	AVERAGE AWARDED PRICE	AVERAGE OF LOW 3 BIDDERS
C	INLET FILTER TYPE 2, 4' X 4' / U						
	158033M	2021Q4	1	28.00	\$28	\$1.00	\$87.00
		2022Q1	2	47.00	\$47	\$1.00	\$61.04
		2022Q2	7	201.00	\$33,615	\$167.24	\$141.36
			10	276.00	\$33,690	\$122.07	\$122.16

	FLOATING TURBIDITY BARRIER, TYPE 3 / LF						
	158048M	2022Q2	2	1,196.00	\$43,340	\$36.24	\$33.96
			2	1,196.00	\$43,340	\$36.24	\$33.96

	SEDIMENT CONTROL BAG / SF						
	158054M	2022Q2	2	1,950.00	\$1,505	\$0.77	\$3.80
			2	1,950.00	\$1,505	\$0.77	\$3.80

	CONSTRUCTION DRIVEWAY / T						
	158060M	2022Q2	3	508.00	\$30,430	\$59.90	\$63.58
			3	508.00	\$30,430	\$59.90	\$63.58

	CONCRETE WASHOUT SYSTEM / LS						
	158063P	2021Q4	1	1.00	\$2,500	\$2,500.00	\$2,000.00
		2022Q1	3	3.00	\$6,500	\$2,166.67	\$5,293.06
		2022Q2	10	10.00	\$52,250	\$5,225.00	\$5,884.74
			14	14.00	\$61,250	\$4,375.00	\$5,480.47

	BIORETENTION SYSTEM / SY						
	158068P	2022Q2	1	1,348.00	\$134,800	\$100.00	\$153.33
			1	1,348.00	\$134,800	\$100.00	\$153.33

WEIGHTED AVERAGE ITEM PRICE REPORT
 BY REGION, ITEM, AND QUARTER

REGION	ITEM	CALENDAR QUARTER	NUMBER OF OCCUR'S	TOTAL QUANTITY	TOTAL DOLLARS	AVERAGE AWARDED PRICE	AVERAGE OF LOW 3 BIDDERS
C	OIL ONLY EMERGENCY SPILL KIT, TYPE 1 / U						
	158072M	2021Q4	2	4.00	\$1,002	\$250.50	\$516.84
		2022Q1	4	10.00	\$8,002	\$800.20	\$539.07
		2022Q2	12	21.00	\$16,593	\$790.12	\$943.22
			18	35.00	\$25,597	\$731.33	\$779.02
	EROSION CONTROL SEDIMENT REMOVAL / CY						
	158084M	2022Q2	9	1,717.00	\$3,073	\$1.79	\$10.64
			9	1,717.00	\$3,073	\$1.79	\$10.64
	TEMPORARY RIPRAP / CY						
	158087M	2022Q2	1	5.00	\$360	\$72.00	\$174.00
			1	5.00	\$360	\$72.00	\$174.00
	BASIN SAND LAYER / CY						
	158095M	2022Q2	1	363.00	\$21,780	\$60.00	\$88.33
			1	363.00	\$21,780	\$60.00	\$88.33
	BREAKAWAY BARRICADE / U						
	159003M	2021Q4	5	608.00	\$8,463	\$13.92	\$15.33
		2022Q1	6	925.00	\$4,551	\$4.92	\$1.92
		2022Q2	11	1,259.00	\$31,068	\$24.68	\$59.41
			22	2,792.00	\$44,081	\$15.79	\$30.77
	DRUM / U						
	159006M	2021Q4	5	700.00	\$5,851	\$8.36	\$14.52
		2022Q1	6	455.00	\$12,001	\$26.38	\$42.35

(item continued)

WEIGHTED AVERAGE ITEM PRICE REPORT
 BY REGION, ITEM, AND QUARTER

REGION	ITEM	CALENDAR QUARTER	NUMBER OF OCCUR'S	TOTAL QUANTITY	TOTAL DOLLARS	AVERAGE AWARDED PRICE	AVERAGE OF LOW 3 BIDDERS
C	DRUM / U						
	159006M	2022Q2	11	3,586.00	\$38,586	\$10.76	\$33.35
			22	4,741.00	\$56,437	\$11.90	\$31.43

	TRAFFIC CONE / U						
	159009M	2021Q4	5	9,750.00	\$62,250	\$6.38	\$6.45
		2022Q1	6	4,150.00	\$17,753	\$4.28	\$15.85
		2022Q2	10	4,220.00	\$25,592	\$6.06	\$12.37
			21	18,120.00	\$105,595	\$5.83	\$9.98

	CONSTRUCTION SIGNS / SF						
	159012M	2021Q4	5	10,800.00	\$31,008	\$2.87	\$3.21
		2022Q1	6	18,160.00	\$165,469	\$9.11	\$3.85
		2022Q2	11	25,137.00	\$265,933	\$10.58	\$18.84
			22	54,097.00	\$462,409	\$8.55	\$10.69

	CONSTRUCTION IDENTIFICATION SIGN, 4' X 8' / U						
	159015M	2022Q1	1	2.00	\$4,000	\$2,000.00	\$2,000.00
		2022Q2	11	26.00	\$33,440	\$1,286.15	\$1,162.31
			12	28.00	\$37,440	\$1,337.14	\$1,222.15

	CONSTRUCTION BARRIER CURB / LF						
	159021P	2022Q2	7	35,836.00	\$2,281,300	\$63.66	\$51.02
			7	35,836.00	\$2,281,300	\$63.66	\$51.02

	FLASHING ARROW BOARD, 4' X 8' / U						
	159027M	2021Q4	4	32.00	\$26,256	\$820.50	\$1,169.45

(item continued)

WEIGHTED AVERAGE ITEM PRICE REPORT
 BY REGION, ITEM, AND QUARTER

REGION	ITEM	CALENDAR QUARTER	NUMBER OF OCCUR'S	TOTAL QUANTITY	TOTAL DOLLARS	AVERAGE AWARDED PRICE	AVERAGE OF LOW 3 BIDDERS
C	FLASHING ARROW BOARD, 4' X 8' / U						
	159027M	2022Q1	5	28.00	\$5,616	\$200.57	\$111.68
		2022Q2	11	44.00	\$81,766	\$1,858.32	\$1,699.43
			20	104.00	\$113,638	\$1,092.67	\$1,108.88

	PORTABLE VARIABLE MESSAGE SIGN W/REMOTE / U						
	159029M	2022Q2	2	8.00	\$121,000	\$15,125.00	\$13,875.00
			2	8.00	\$121,000	\$15,125.00	\$13,875.00

	PORTABLE VARIABLE MESSAGE SIGN / U						
	159030M	2021Q4	4	30.00	\$72,800	\$2,426.67	\$2,764.47
		2022Q1	3	20.00	\$80,000	\$4,000.00	\$1,400.00
		2022Q2	9	36.00	\$245,408	\$6,816.89	\$6,183.57
			16	86.00	\$398,208	\$4,630.33	\$3,878.40

	PORTABLE TRAILER MOUNTED CCTV CAMERA ASS / U						
	159032M	2022Q2	1	4.00	\$80,000	\$20,000.00	\$25,000.00
			1	4.00	\$80,000	\$20,000.00	\$25,000.00

	TEMPORARY CRASH CUSHION, INERTIAL BARRIE / U						
	159051M	2022Q2	3	34.00	\$5,000	\$147.07	\$3,784.58
			3	34.00	\$5,000	\$147.07	\$3,784.58

	TRAFFIC CONTROL TRUCK WITH MOUNTED CRASH / U						
	159108M	2021Q4	4	32.00	\$220,800	\$6,900.00	\$5,834.83
		2022Q1	5	25.00	\$193,000	\$7,720.00	\$2,891.18
		2022Q2	11	36.00	\$994,000	\$27,611.11	\$19,563.43
			20	93.00	\$1,407,800	\$15,137.63	\$10,357.82

WEIGHTED AVERAGE ITEM PRICE REPORT
 BY REGION, ITEM, AND QUARTER

REGION	ITEM	CALENDAR QUARTER	NUMBER OF OCCUR'S	TOTAL QUANTITY	TOTAL DOLLARS	AVERAGE AWARDED PRICE	AVERAGE OF LOW 3 BIDDERS
C	REMOVABLE BLACK LINE MASKING TAPE, 6" / LF						
	159114M	2022Q2	1	10,000.00	\$26,000	\$2.60	\$1.65
			1	10,000.00	\$26,000	\$2.60	\$1.65
	TEMPORARY PAVEMENT MARKING TAPE, 4" / LF						
	159120M	2022Q2	1	10,000.00	\$19,000	\$1.90	\$1.30
			1	10,000.00	\$19,000	\$1.90	\$1.30
	TEMPORARY TRAFFIC STRIPES, 4" / LF						
	159126M	2022Q2	1	107,102.00	\$27,847	\$0.26	\$0.35
			1	107,102.00	\$27,847	\$0.26	\$0.35
	TEMPORARY PAVEMENT MARKERS / U						
	159135M	2022Q2	1	60.00	\$3,000	\$50.00	\$26.67
			1	60.00	\$3,000	\$50.00	\$26.67
	HMA PATCH / T						
	159138M	2021Q4	2	256.00	\$28,720	\$112.19	\$353.85
		2022Q1	3	276.00	\$51,052	\$184.97	\$121.00
		2022Q2	9	778.00	\$82,905	\$106.56	\$160.81
			14	1,310.00	\$162,677	\$124.18	\$190.15
	TRAFFIC DIRECTOR, FLAGGER / HOUR						
	159141M	2021Q4	5	3,518.00	\$47,326	\$13.45	\$25.20
		2022Q1	4	4,927.00	\$75,647	\$15.35	\$5.48
		2022Q2	8	5,480.00	\$596,750	\$108.90	\$76.61
			17	13,925.00	\$719,723	\$51.69	\$38.45

WEIGHTED AVERAGE ITEM PRICE REPORT
 BY REGION, ITEM, AND QUARTER

REGION	ITEM	CALENDAR QUARTER	NUMBER OF OCCUR'S	TOTAL QUANTITY	TOTAL DOLLARS	AVERAGE AWARDED PRICE	AVERAGE OF LOW 3 BIDDERS
C	EMERGENCY TOWING SERVICE / U						
	159144M	2021Q4	1	1.00	\$100	\$100.00	\$208.67
		2022Q1	2	2.00	\$200	\$100.00	\$208.67
		2022Q2	5	39.00	\$5,135	\$131.67	\$157.74
			8	42.00	\$5,435	\$129.40	\$161.38
	PEDESTRIAN BUSING DURING CONSTRUCTION / HOUR						
	159185M	2022Q2	1	635.00	\$6	\$0.01	\$56.67
			1	635.00	\$6	\$0.01	\$56.67
	SNOW REMOVAL / LS						
	159190M	2022Q2	1	1.00	\$500	\$500.00	\$4,166.67
			1	1.00	\$500	\$500.00	\$4,166.67
	TEMP CRASH CUSH, COMP BAR, TYPE 2, NARR / U						
	159200M	2022Q2	1	20.00	\$250,000	\$12,500.00	\$7,000.33
			1	20.00	\$250,000	\$12,500.00	\$7,000.33
	TEMP CRASH CUSH, COMP, TYPE 3, NARROW / U						
	159212M	2022Q2	5	14.00	\$95,857	\$6,846.92	\$17,767.66
			5	14.00	\$95,857	\$6,846.92	\$17,767.66
	TRAFFIC STRIPES, LATEX, 4" / LF						
	159300M	2021Q4	3	407,302.00	\$88,563	\$0.22	\$0.18
		2022Q1	4	1,167,429.00	\$310,750	\$0.27	\$0.43
		2022Q2	10	1,746,712.00	\$350,489	\$0.20	\$0.24
			17	3,321,443.00	\$749,801	\$0.23	\$0.30

WEIGHTED AVERAGE ITEM PRICE REPORT
 BY REGION, ITEM, AND QUARTER

REGION	ITEM	CALENDAR QUARTER	NUMBER OF OCCUR'S	TOTAL QUANTITY	TOTAL DOLLARS	AVERAGE AWARDED PRICE	AVERAGE OF LOW 3 BIDDERS
C	TRAFFIC STRIPES, LATEX, 6" / LF						
	159301M	2021Q4	1	37,500.00	\$11,625	\$0.31	\$0.28
		2022Q1	1	37,500.00	\$8,625	\$0.23	\$0.17
		2022Q2	1	600.00	\$1,140	\$1.90	\$1.97
			3	75,600.00	\$21,390	\$0.28	\$0.24
	TRAFFIC STRIPES, LATEX, 8" / LF						
	159302M	2021Q4	2	33,212.00	\$3,632	\$0.11	\$0.15
		2022Q1	4	91,569.00	\$10,587	\$0.12	\$0.18
		2022Q2	3	26,100.00	\$5,605	\$0.21	\$0.27
			9	150,881.00	\$19,825	\$0.13	\$0.19
	TRAFFIC MARKINGS LINES, LATEX, 4" / LF						
	159310M	2021Q4	1	500.00	\$260	\$0.52	\$0.87
		2022Q1	1	500.00	\$525	\$1.05	\$0.52
			2	1,000.00	\$785	\$0.79	\$0.70
	TRAFFIC MARKINGS LINES, LATEX, 6" / LF						
	159311M	2022Q2	1	15,000.00	\$3,150	\$0.21	\$0.25
			1	15,000.00	\$3,150	\$0.21	\$0.25
	TRAFFIC MARKINGS LINES, LATEX, 8" / LF						
	159312M	2021Q4	2	7,870.00	\$599	\$0.08	\$0.16
		2022Q1	4	22,940.00	\$1,840	\$0.08	\$0.20
		2022Q2	6	62,704.00	\$15,356	\$0.24	\$0.18
			12	93,514.00	\$17,795	\$0.19	\$0.18
	TRAFFIC MARKINGS LINES, LATEX, 12" / LF						
	159313M	2022Q2	3	1,735.00	\$813	\$0.47	\$0.18
			3	1,735.00	\$813	\$0.47	\$0.18

WEIGHTED AVERAGE ITEM PRICE REPORT
 BY REGION, ITEM, AND QUARTER

REGION	ITEM	CALENDAR QUARTER	NUMBER OF OCCUR'S	TOTAL QUANTITY	TOTAL DOLLARS	AVERAGE AWARDED PRICE	AVERAGE OF LOW 3 BIDDERS
C	TRAFFIC MARKINGS LINES, LATEX, 24" / LF						
	159314M	2021Q4	2	16,416.00	\$4,064	\$0.25	\$0.76
		2022Q1	4	36,181.00	\$21,614	\$0.60	\$0.97
		2022Q2	7	37,132.00	\$33,192	\$0.89	\$0.83
			13	89,729.00	\$58,871	\$0.66	\$0.88
	TRAFFIC MARKINGS SYMBOLS, LATEX / SF						
	159320M	2021Q4	2	7,400.00	\$3,337	\$0.45	\$1.47
		2022Q1	4	15,718.00	\$12,675	\$0.81	\$1.98
		2022Q2	5	33,228.00	\$32,934	\$0.99	\$0.93
			11	56,346.00	\$48,945	\$0.87	\$1.29
	FUEL PRICE ADJUSTMENT / DOLL						
	160004M	2021Q4	1	68,400.00	\$68,400	\$1.00	\$1.00
		2022Q1	2	137,400.00	\$137,400	\$1.00	\$1.00
		2022Q2	12	1,011.00	\$502,800	\$497.33	\$18,505.76
			15	206,811.00	\$708,600	\$3.43	\$91.46
	ASPHALT PRICE ADJUSTMENT / DOLL						
	160007M	2021Q4	1	119,300.00	\$119,300	\$1.00	\$1.00
		2022Q1	3	264,701.00	\$264,800	\$1.00	\$1.00
		2022Q2	11	11.00	\$981,300	\$89,209.09	\$97,961.55
			15	384,012.00	\$1,365,400	\$3.56	\$3.81
	FINAL CLEANUP / LS						
	161003P	2021Q4	12	12.00	\$115,200	\$9,600.00	\$9,450.00
		2022Q1	3	3.00	\$112,500	\$37,500.00	\$17,583.67
		2022Q2	11	11.00	\$734,500	\$66,772.73	\$31,768.33
			26	26.00	\$962,200	\$37,007.69	\$19,830.87

WEIGHTED AVERAGE ITEM PRICE REPORT
 BY REGION, ITEM, AND QUARTER

REGION	ITEM	CALENDAR QUARTER	NUMBER OF OCCUR'S	TOTAL QUANTITY	TOTAL DOLLARS	AVERAGE AWARDED PRICE	AVERAGE OF LOW 3 BIDDERS
C	VIBRATION MONITORING / LS						
	162006P	2022Q2	3	3.00	\$243,500	\$81,166.67	\$69,055.56
			3	3.00	\$243,500	\$81,166.67	\$69,055.56
	CLEARING SITE / LS						
	201003P	2021Q4	2	2.00	\$60,000	\$30,000.00	\$19,833.33
		2022Q1	3	3.00	\$50,000	\$16,666.67	\$8,888.89
		2022Q2	11	11.00	\$2,947,760	\$267,978	\$269,110
			16	16.00	\$3,057,760	\$191,110	\$189,159
	CLEARING SITE, BRIDGE () / LS						
	201006P	2022Q2	3	3.00	\$373,000	\$124,333	\$127,556
			3	3.00	\$373,000	\$124,333	\$127,556
	CLEARING SITE, STRUCTURE () / LS						
	201009P	2022Q2	1	1.00	\$726,000	\$726,000	\$726,000
			1	1.00	\$726,000	\$726,000	\$726,000
	DEMOLITION (), PARCEL () / U						
	201033M	2022Q2	1	1.00	\$65,000	\$65,000.00	\$73,333.33
			1	1.00	\$65,000	\$65,000.00	\$73,333.33
	TEMPORARY SHIELDING / LS						
	201039P	2022Q2	2	2.00	\$650,000	\$325,000	\$375,000
			2	2.00	\$650,000	\$325,000	\$375,000

WEIGHTED AVERAGE ITEM PRICE REPORT
 BY REGION, ITEM, AND QUARTER

REGION	ITEM	CALENDAR QUARTER	NUMBER OF OCCUR'S	TOTAL QUANTITY	TOTAL DOLLARS	AVERAGE AWARDED PRICE	AVERAGE OF LOW 3 BIDDERS
C	REMOVAL/DISPOSAL OF ASBESTOS ROOFING / SF						
	201071P	2022Q2	2	200.00	\$5,000	\$25.00	\$44.33
			2	200.00	\$5,000	\$25.00	\$44.33
	STRIPPING / ACRE						
	202003P	2022Q2	3	16.00	\$103,500	\$6,468.75	\$14,697.92
			3	16.00	\$103,500	\$6,468.75	\$14,697.92
	EXCAVATION, TEST PIT / CY						
	202006M	2022Q1	1	65.00	\$3,250	\$50.00	\$75.00
		2022Q2	9	1,071.00	\$185,150	\$172.88	\$235.79
			10	1,136.00	\$188,400	\$165.85	\$226.59
	EXCAVATION, UNCLASSIFIED / CY						
	202009P	2021Q4	2	1,100.00	\$3,500	\$3.18	\$31.52
		2022Q1	3	1,200.00	\$6,000	\$5.00	\$3.26
		2022Q2	11	76,706.00	\$2,726,480	\$35.54	\$55.52
			16	79,006.00	\$2,735,980	\$34.63	\$54.39
	ROCK DOWEL PULL TEST / U						
	202014M	2022Q2	1	2.00	\$1,590	\$795.00	\$2,598.33
			1	2.00	\$1,590	\$795.00	\$2,598.33
	EXCAVATION, ACID PRODUCING SOIL / CY						
	202018P	2022Q2	1	6,734.00	\$202,020	\$30.00	\$40.00
			1	6,734.00	\$202,020	\$30.00	\$40.00

WEIGHTED AVERAGE ITEM PRICE REPORT
 BY REGION, ITEM, AND QUARTER

REGION	ITEM	CALENDAR QUARTER	NUMBER OF OCCUR'S	TOTAL QUANTITY	TOTAL DOLLARS	AVERAGE AWARDED PRICE	AVERAGE OF LOW 3 BIDDERS
C	REMOVAL AND DISPOSAL OF TRANSITE PIPE / LF						
	202019M	2022Q2	1	4,000.00	\$102,000	\$25.50	\$29.17
			1	4,000.00	\$102,000	\$25.50	\$29.17
	REMOVAL OF PAVEMENT / SY						
	202021P	2022Q2	6	95,628.00	\$1,323,327	\$13.84	\$22.76
			6	95,628.00	\$1,323,327	\$13.84	\$22.76
	DISPOSAL OF REGULATED MATERIAL / T						
	202024M	2021Q4	5	1,380.00	\$42,461	\$30.77	\$37.72
			5	1,380.00	\$42,461	\$30.77	\$37.72
	DISPOSAL OF ACID PRODUCING SOIL / T						
	202039M	2022Q2	1	11,820.00	\$165,480	\$14.00	\$18.00
			1	11,820.00	\$165,480	\$14.00	\$18.00
	EXCAVATION, ROCK SCALING / SY						
	202047M	2022Q2	1	3,323.00	\$69,783	\$21.00	\$77.00
			1	3,323.00	\$69,783	\$21.00	\$77.00
	SUBSOIL SCARIFICATION / SY						
	202050M	2022Q2	1	1,000.00	\$3,180	\$3.18	\$1.73
			1	1,000.00	\$3,180	\$3.18	\$1.73
	ROCK DOWEL 16 FT / U						
	202116M	2022Q2	1	15.00	\$31,500	\$2,100.00	\$5,233.33
			1	15.00	\$31,500	\$2,100.00	\$5,233.33

WEIGHTED AVERAGE ITEM PRICE REPORT
 BY REGION, ITEM, AND QUARTER

REGION	ITEM	CALENDAR QUARTER	NUMBER OF OCCUR'S	TOTAL QUANTITY	TOTAL DOLLARS	AVERAGE AWARDED PRICE	AVERAGE OF LOW 3 BIDDERS
C	I-9 SOIL AGGREGATE / CY						
	203009P	2022Q2	4	5,500.00	\$561,700	\$102.13	\$65.01
			4	5,500.00	\$561,700	\$102.13	\$65.01
	I-14 SOIL AGGREGATE / CY						
	203021P	2022Q2	4	1,828.00	\$16,823	\$9.20	\$25.16
			4	1,828.00	\$16,823	\$9.20	\$25.16
	GEOTEXTILE / SY						
	203040M	2021Q4	1	500.00	\$500	\$1.00	\$1.00
		2022Q1	1	500.00	\$500	\$1.00	\$0.67
		2022Q2	1	3,931.00	\$3,538	\$0.90	\$2.97
			3	4,931.00	\$4,538	\$0.92	\$2.53
	GEOTEXTILE, ROADWAY STABILIZATION / SY						
	203041P	2022Q2	1	60,000.00	\$30,000	\$0.50	\$1.50
			1	60,000.00	\$30,000	\$0.50	\$1.50
	GEOGRID REINFORCEMENT / SY						
	203043P	2022Q2	1	725.00	\$36,250	\$50.00	\$38.67
			1	725.00	\$36,250	\$50.00	\$38.67
	CONTROLLED LOW STRENGTH MATERIAL / CY						
	203050M	2022Q2	2	502.00	\$900	\$1.79	\$193.89
			2	502.00	\$900	\$1.79	\$193.89

WEIGHTED AVERAGE ITEM PRICE REPORT
 BY REGION, ITEM, AND QUARTER

REGION	ITEM	CALENDAR QUARTER	NUMBER OF OCCUR'S	TOTAL QUANTITY	TOTAL DOLLARS	AVERAGE AWARDED PRICE	AVERAGE OF LOW 3 BIDDERS
C	LIGHTWEIGHT SOIL AGGREGATE / CY						
	203056P	2022Q2	1	5,096.00	\$535,080	\$105.00	\$139.33
			1	5,096.00	\$535,080	\$105.00	\$139.33

	GEOSYNTHETIC CLAY LINER / SY						
	203100P	2022Q2	1	2,085.00	\$65,678	\$31.50	\$26.17
			1	2,085.00	\$65,678	\$31.50	\$26.17

	SUBBASE / CY						
	301006P	2022Q2	6	2,827.00	\$264,170	\$93.45	\$88.45
			6	2,827.00	\$264,170	\$93.45	\$88.45

	DENSE-GRADED AGGREGATE BASE COURSE, 6" T / SY						
	302036P	2022Q2	4	16,281.00	\$260,363	\$15.99	\$18.80
			4	16,281.00	\$260,363	\$15.99	\$18.80

	DENSE-GRADED AGGREGATE BASE COURSE, 8" T / SY						
	302042P	2022Q2	3	63,980.00	\$1,147,252	\$17.93	\$23.27
			3	63,980.00	\$1,147,252	\$17.93	\$23.27

	DENSE-GRADED AGGREGATE BASE COURSE, 12" / SY						
	302048P	2022Q2	1	37,389.00	\$757,127	\$20.25	\$30.75
			1	37,389.00	\$757,127	\$20.25	\$30.75

	DENSE-GRADED AGGREGATE BASE COURSE, VARI / CY						
	302051P	2021Q4	2	450.00	\$6,500	\$14.44	\$30.37

(item continued)

WEIGHTED AVERAGE ITEM PRICE REPORT
 BY REGION, ITEM, AND QUARTER

REGION	ITEM	CALENDAR QUARTER	NUMBER OF OCCUR'S	TOTAL QUANTITY	TOTAL DOLLARS	AVERAGE AWARDED PRICE	AVERAGE OF LOW 3 BIDDERS
C	DENSE-GRADED AGGREGATE BASE COURSE, VARI / CY						
	302051P	2022Q1	4	551.00	\$11,000	\$19.96	\$14.17
		2022Q2	5	7,308.00	\$196,175	\$26.84	\$46.42
			11	8,309.00	\$213,675	\$25.72	\$43.42

	COARSE AGGREGATE, SIZE NO. 57 / CY						
	302060P	2021Q4	1	125.00	\$1,250	\$10.00	\$33.33
		2022Q1	1	125.00	\$1,250	\$10.00	\$10.01
		2022Q2	1	643.00	\$64,300	\$100.00	\$133.33
			3	893.00	\$66,800	\$74.80	\$102.07

	CONCRETE BASE COURSE, 8" THICK / SY						
	304003P	2022Q2	1	235.00	\$35,250	\$150.00	\$144.00
			1	235.00	\$35,250	\$150.00	\$144.00

	HMA MILLING, 3" OR LESS / SY						
	401009P	2021Q4	2	397,753.00	\$972,186	\$2.44	\$3.05
		2022Q1	3	795,755.00	\$2,354,806	\$2.96	\$3.32
		2022Q2	6	411,726.00	\$2,304,712	\$5.60	\$5.47
			11	1,605,234.00	\$5,631,704	\$3.51	\$3.81

	HMA MILLING, MORE THAN 3" TO 6" / SY						
	401012P	2021Q4	1	18,500.00	\$185	\$0.01	\$2.25
		2022Q1	1	18,500.00	\$1,850	\$0.10	\$0.37
		2022Q2	1	112,604.00	\$591,171	\$5.25	\$7.67
			3	149,604.00	\$593,206	\$3.97	\$6.10

	CONCRETE MILLING / SY						
	401015P	2021Q4	2	3,000.00	\$3,000	\$1.00	\$4.00

(item continued)

WEIGHTED AVERAGE ITEM PRICE REPORT
 BY REGION, ITEM, AND QUARTER

REGION	ITEM	CALENDAR QUARTER	NUMBER OF OCCUR'S	TOTAL QUANTITY	TOTAL DOLLARS	AVERAGE AWARDED PRICE	AVERAGE OF LOW 3 BIDDERS
C	CONCRETE MILLING / SY						
	401015P	2022Q1	3	15,000.00	\$15,000	\$1.00	\$2.58
		2022Q2	1	2,000.00	\$20,000	\$10.00	\$17.33
			6	20,000.00	\$38,000	\$1.90	\$4.27
	MICRO-MILLING / SY						
	401017P	2022Q1	1	3,814.00	\$95,350	\$25.00	\$25.00
		2022Q2	3	484,910.00	\$1,066,429	\$2.20	\$2.69
			4	488,724.00	\$1,161,779	\$2.38	\$2.86
	HOT MIX ASPHALT PAVEMENT REPAIR / SY						
	401021M	2021Q4	2	1,761.00	\$39,795	\$22.60	\$37.40
		2022Q1	4	1,719.00	\$40,288	\$23.44	\$25.02
		2022Q2	8	24,507.00	\$835,952	\$34.11	\$41.94
			14	27,987.00	\$916,035	\$32.73	\$40.62
	SEALING OF CRACKS IN HOT MIX ASPHALT SUR / LF						
	401024M	2021Q4	1	2,250.00	\$23	\$0.01	\$0.62
		2022Q1	2	4,250.00	\$16,023	\$3.77	\$1.51
		2022Q2	1	2,500.00	\$11,250	\$4.50	\$4.50
			4	9,000.00	\$27,295	\$3.03	\$2.12
	POLYMERIZED JOINT ADHESIVE / LF						
	401027M	2021Q4	2	409,052.00	\$73,078	\$0.18	\$0.22
		2022Q1	3	772,213.00	\$146,320	\$0.19	\$0.16
		2022Q2	9	864,092.00	\$193,401	\$0.22	\$0.58
			14	2,045,357.00	\$412,799	\$0.20	\$0.35

WEIGHTED AVERAGE ITEM PRICE REPORT
 BY REGION, ITEM, AND QUARTER

REGION	ITEM	CALENDAR QUARTER	NUMBER OF OCCUR'S	TOTAL QUANTITY	TOTAL DOLLARS	AVERAGE AWARDED PRICE	AVERAGE OF LOW 3 BIDDERS
C	TACK COAT / GAL						
	401030M	2021Q4	2	70,083.00	\$701	\$0.01	\$0.60
		2022Q1	4	163,274.00	\$89,358	\$0.55	\$0.19
		2022Q2	9	217,152.00	\$186,237	\$0.86	\$2.00
			15	450,509.00	\$276,296	\$0.61	\$1.12
	TACK COAT 64-22 / GAL						
	401033M	2022Q2	1	169.00	\$930	\$5.50	\$11.83
			1	169.00	\$930	\$5.50	\$11.83
	PRIME COAT / GAL						
	401036M	2022Q2	5	182,376.00	\$3,202	\$0.02	\$0.43
			5	182,376.00	\$3,202	\$0.02	\$0.43
	HOT MIX ASPHALT 9.5 M 64 SURFACE COURSE / T						
	401042M	2021Q4	1	2,000.00	\$226,000	\$113.00	\$116.33
		2022Q1	1	2,000.00	\$242,000	\$121.00	\$124.67
			2	4,000.00	\$468,000	\$117.00	\$120.50
	HOT MIX ASPHALT 9.5 ME SURFACE COURSE / T						
	401049M	2021Q4	1	2,000.00	\$240,000	\$120.00	\$123.67
		2022Q1	1	2,000.00	\$269,000	\$134.50	\$135.50
		2022Q2	1	26,893.00	\$3,361,625	\$125.00	\$141.00
			3	30,893.00	\$3,870,625	\$125.29	\$139.52
	HOT MIX ASPHALT 12.5 M 64 SURFACE COURSE / T						
	401054M	2021Q4	2	18,060.00	\$1,815,117	\$100.50	\$100.12

(item continued)

WEIGHTED AVERAGE ITEM PRICE REPORT
 BY REGION, ITEM, AND QUARTER

REGION	ITEM	CALENDAR QUARTER	NUMBER OF OCCUR'S	TOTAL QUANTITY	TOTAL DOLLARS	AVERAGE AWARDED PRICE	AVERAGE OF LOW 3 BIDDERS
C	HOT MIX ASPHALT 12.5 M 64 SURFACE COURSE / T						
	401054M	2022Q1	3	54,613.00	\$5,092,270	\$93.24	\$94.95
		2022Q2	5	5,784.00	\$684,327	\$118.31	\$128.22
			10	78,457.00	\$7,591,714	\$96.76	\$98.59
	HOT MIX ASPHALT 12.5 M 76 SURFACE COURSE / T						
	401060M	2022Q2	1	982.00	\$220,950	\$225.00	\$213.33
			1	982.00	\$220,950	\$225.00	\$213.33
	HMA 12.5 M E SURFACE COURSE / T						
	401061M	2021Q4	2	12,001.00	\$1,275,299	\$106.27	\$109.09
		2022Q1	1	4,000.00	\$538,000	\$134.50	\$135.83
		2022Q2	1	8,202.00	\$1,271,310	\$155.00	\$130.00
			4	24,203.00	\$3,084,609	\$127.45	\$120.60
	HOT MIX ASPHALT 12.5 M 64 INTERMEDIATE C / T						
	401072M	2021Q4	1	1,000.00	\$85,000	\$85.00	\$91.67
		2022Q1	1	1,000.00	\$75,000	\$75.00	\$95.67
			2	2,000.00	\$160,000	\$80.00	\$93.67
	HMA 9.5 M E INTERMEDIATE COURSE / T						
	401073M	2022Q2	1	32,019.00	\$4,002,375	\$125.00	\$138.33
			1	32,019.00	\$4,002,375	\$125.00	\$138.33
	HMA 12.5 M E INTERMEDIATE COURSE / T						
	401079M	2022Q2	1	23,848.00	\$2,384,800	\$100.00	\$114.00
			1	23,848.00	\$2,384,800	\$100.00	\$114.00

WEIGHTED AVERAGE ITEM PRICE REPORT
 BY REGION, ITEM, AND QUARTER

REGION	ITEM	CALENDAR QUARTER	NUMBER OF OCCUR'S	TOTAL QUANTITY	TOTAL DOLLARS	AVERAGE AWARDED PRICE	AVERAGE OF LOW 3 BIDDERS
C	HOT MIX ASPHALT 19 M 64 INTERMEDIATE COU / T						
	401084M	2022Q2	1	1,259.00	\$276,980	\$220.00	\$201.67
			1	1,259.00	\$276,980	\$220.00	\$201.67

	HOT MIX ASPHALT 25 M 64 BASE COURSE / T						
	401099M	2021Q4	1	500.00	\$42,000	\$84.00	\$94.67
		2022Q1	1	500.00	\$42,000	\$84.00	\$96.67
		2022Q2	4	64,530.00	\$8,226,250	\$127.48	\$130.02
			6	65,530.00	\$8,310,250	\$126.82	\$129.50

	CORE SAMPLES, HOT MIX ASPHALT / U						
	401108M	2021Q4	2	355.00	\$33,725	\$95.00	\$85.06
		2022Q1	3	555.00	\$52,725	\$95.00	\$84.76
		2022Q2	7	875.00	\$95,875	\$109.57	\$140.47
			12	1,785.00	\$182,325	\$102.14	\$112.13

	HMA LONGITUDINAL JOINT REPAIR / SY						
	401113M	2022Q2	1	500.00	\$2,500	\$5.00	\$32.52
			1	500.00	\$2,500	\$5.00	\$32.52

	STONE MATRIX ASPHALT 12.5 MM SURFACE COU / T						
	404006M	2021Q4	2	10,477.00	\$1,380,488	\$131.76	\$132.02
		2022Q1	3	40,301.00	\$5,155,912	\$127.94	\$132.76
			5	50,778.00	\$6,536,399	\$128.73	\$132.61

	HIGH PERFORMANCE THIN OVERLAY / T						
	406005M	2022Q2	3	39,287.00	\$6,094,373	\$155.12	\$164.05
			3	39,287.00	\$6,094,373	\$155.12	\$164.05

WEIGHTED AVERAGE ITEM PRICE REPORT
 BY REGION, ITEM, AND QUARTER

REGION	ITEM	CALENDAR QUARTER	NUMBER OF OCCUR'S	TOTAL QUANTITY	TOTAL DOLLARS	AVERAGE AWARDED PRICE	AVERAGE OF LOW 3 BIDDERS
C	MICROPAVING JOINTS / LF						
	421007M	2022Q1	1	32,200.00	\$132,020	\$4.10	\$4.10
		2022Q2	1	54,000.00	\$221,400	\$4.10	\$4.10
			2	86,200.00	\$353,420	\$4.10	\$4.10
	SLURRY SEAL AGGREGATE, TYPE II / T						
	421010M	2022Q1	1	1,779.00	\$216,664	\$121.79	\$121.79
		2022Q2	1	1,514.00	\$184,390	\$121.79	\$121.79
			2	3,293.00	\$401,054	\$121.79	\$121.79
	SLURRY SEAL EMULSION / GAL						
	421011M	2022Q1	1	52,669.00	\$584,099	\$11.09	\$11.09
		2022Q2	1	44,662.00	\$495,302	\$11.09	\$11.09
			2	97,331.00	\$1,079,401	\$11.09	\$11.09
	FOG SEAL STRIP / LF						
	422004M	2021Q4	2	12,739.00	\$18,607	\$1.46	\$1.19
		2022Q1	3	17,518.00	\$26,129	\$1.49	\$1.07
		2022Q2	1	15,223.00	\$18,268	\$1.20	\$1.17
			6	45,480.00	\$63,004	\$1.39	\$1.13
	FULL DEPTH CONCRETE PAVEMENT REPAIR, HMA / SY						
	453006M	2021Q4	1	375.00	\$18,750	\$50.00	\$111.67
		2022Q1	4	802.00	\$66,838	\$83.34	\$90.54
		2022Q2	3	10,473.00	\$353,550	\$33.76	\$37.41
			8	11,650.00	\$439,138	\$37.69	\$43.45
	PERMANENT SHEETING / SF						
	501006P	2022Q2	1	80.00	\$44,800	\$560.00	\$481.67
			1	80.00	\$44,800	\$560.00	\$481.67

WEIGHTED AVERAGE ITEM PRICE REPORT
 BY REGION, ITEM, AND QUARTER

REGION	ITEM	CALENDAR QUARTER	NUMBER OF OCCUR'S	TOTAL QUANTITY	TOTAL DOLLARS	AVERAGE AWARDED PRICE	AVERAGE OF LOW 3 BIDDERS
C	TEMPORARY COFFERDAM / LS						
	501009P	2022Q2	1	1.00	\$602,330	\$602,330	\$596,777
			1	1.00	\$602,330	\$602,330	\$596,777
	PERMANENT COFFERDAM / LS						
	501012P	2022Q2	1	1.00	\$3,634,500	\$3,634,500	\$4,132,167
			1	1.00	\$3,634,500	\$3,634,500	\$4,132,167
	FURNISHING EQUIPMENT FOR DRIVING PILES / LS						
	502003P	2022Q2	2	2.00	\$425,000	\$212,500	\$348,667
			2	2.00	\$425,000	\$212,500	\$348,667
	TEST PILE, FURNISHED / LF						
	502009M	2022Q2	1	260.00	\$15,860	\$61.00	\$77.00
			1	260.00	\$15,860	\$61.00	\$77.00
	TEST PILE, DRIVEN / LF						
	502012M	2022Q2	1	244.00	\$1,220	\$5.00	\$55.00
			1	244.00	\$1,220	\$5.00	\$55.00
	MICROPILE / LF						
	502016M	2022Q2	1	10,665.00	\$1,877,040	\$176.00	\$181.67
			1	10,665.00	\$1,877,040	\$176.00	\$181.67
	DYNAMIC PILE LOAD TEST / U						
	502018M	2022Q2	1	4.00	\$10,800	\$2,700.00	\$4,066.67
			1	4.00	\$10,800	\$2,700.00	\$4,066.67

WEIGHTED AVERAGE ITEM PRICE REPORT
 BY REGION, ITEM, AND QUARTER

REGION	ITEM	CALENDAR QUARTER	NUMBER OF OCCUR'S	TOTAL QUANTITY	TOTAL DOLLARS	AVERAGE AWARDED PRICE	AVERAGE OF LOW 3 BIDDERS
C	STEEL H-PILE, FURNISHED, HP 12 X 74 / LF						
	502168M	2022Q2	1	7,560.00	\$461,160	\$61.00	\$70.33
			1	7,560.00	\$461,160	\$61.00	\$70.33
	STEEL H-PILE, DRIVEN, HP 12 X 74 / LF						
	502186M	2022Q2	1	7,526.00	\$37,630	\$5.00	\$20.67
			1	7,526.00	\$37,630	\$5.00	\$20.67
	REINFORCEMENT STEEL, EPOXY-COATED / LB						
	504006P	2022Q2	3	115,823.00	\$277,366	\$2.39	\$2.74
			3	115,823.00	\$277,366	\$2.39	\$2.74
	REINFORCEMENT STEEL, GALVANIZED / LB						
	504009P	2022Q2	1	25,100.00	\$58,985	\$2.35	\$2.78
			1	25,100.00	\$58,985	\$2.35	\$2.78
	CONCRETE FOOTING / CY						
	504015P	2022Q2	1	156.00	\$78,000	\$500.00	\$726.67
			1	156.00	\$78,000	\$500.00	\$726.67
	CONCRETE WING WALL / CY						
	504018P	2022Q2	1	42.00	\$79,800	\$1,900.00	\$1,833.33
			1	42.00	\$79,800	\$1,900.00	\$1,833.33
	CONCRETE ABUTMENT WALL / CY						
	504024P	2022Q2	2	80.00	\$230,000	\$2,875.00	\$2,458.33
			2	80.00	\$230,000	\$2,875.00	\$2,458.33

WEIGHTED AVERAGE ITEM PRICE REPORT
 BY REGION, ITEM, AND QUARTER

REGION	ITEM	CALENDAR QUARTER	NUMBER OF OCCUR'S	TOTAL QUANTITY	TOTAL DOLLARS	AVERAGE AWARDED PRICE	AVERAGE OF LOW 3 BIDDERS
C	EPOXY WATERPROOFING / SY						
	504036P	2021Q4	2	5,906.00	\$226,153	\$38.29	\$47.29
		2022Q2	4	6,795.00	\$444,862	\$65.47	\$52.03
			6	12,701.00	\$671,015	\$52.83	\$49.83
	CONCRETE STAINING / SY						
	504048P	2022Q2	2	2,534.00	\$49,994	\$19.73	\$25.87
			2	2,534.00	\$49,994	\$19.73	\$25.87
	CONCRETE PYLON / LF						
	504053P	2022Q2	1	20.00	\$11,500	\$575.00	\$1,471.67
			1	20.00	\$11,500	\$575.00	\$1,471.67
	CONCRETE CAP / CY						
	504085P	2022Q2	1	3.00	\$15,000	\$5,000.00	\$3,166.67
			1	3.00	\$15,000	\$5,000.00	\$3,166.67
	CONCRETE BRIDGE HEADWALL / CY						
	504086P	2022Q2	1	14.00	\$25,200	\$1,800.00	\$1,933.33
			1	14.00	\$25,200	\$1,800.00	\$1,933.33
	PRECAST CONCRETE CULVERT / LF						
	505057P	2022Q2	1	44.00	\$660,000	\$15,000.00	\$12,666.33
			1	44.00	\$660,000	\$15,000.00	\$12,666.33
	CONCRETE STEPS, PRECAST CONCRETE / LF						
	505075P	2022Q2	1	4.00	\$6,000	\$1,500.00	\$3,733.33
			1	4.00	\$6,000	\$1,500.00	\$3,733.33

WEIGHTED AVERAGE ITEM PRICE REPORT
 BY REGION, ITEM, AND QUARTER

REGION	ITEM	CALENDAR QUARTER	NUMBER OF OCCUR'S	TOTAL QUANTITY	TOTAL DOLLARS	AVERAGE AWARDED PRICE	AVERAGE OF LOW 3 BIDDERS
C	LUBRICATE BEARING / U						
	506013P	2021Q4	2	1,253.00	\$41,695	\$33.28	\$58.39
			2	1,253.00	\$41,695	\$33.28	\$58.39

	STRIP SEAL EXPANSION JOINT ASSEMBLY / LF						
	507015P	2022Q2	2	176.00	\$193,600	\$1,100.00	\$902.00
			2	176.00	\$193,600	\$1,100.00	\$902.00

	CONCRETE BRIDGE DECK, HPC / CY						
	507024P	2022Q2	2	220.00	\$429,000	\$1,950.00	\$1,183.33
			2	220.00	\$429,000	\$1,950.00	\$1,183.33

	DATE PANEL / U						
	507027M	2022Q2	2	2.00	\$5,000	\$2,500.00	\$1,856.67
			2	2.00	\$5,000	\$2,500.00	\$1,856.67

	CONCRETE BRIDGE SIDEWALK, HPC / CY						
	507033P	2022Q2	3	86.00	\$128,480	\$1,493.95	\$1,414.81
			3	86.00	\$128,480	\$1,493.95	\$1,414.81

	CONCRETE BRIDGE PARAPET / LF						
	507036P	2022Q2	1	72.00	\$28,800	\$400.00	\$450.00
			1	72.00	\$28,800	\$400.00	\$450.00

	BARRIER PARAPET MODIFICATIONS / LF						
	507037P	2022Q2	2	26.00	\$45,500	\$1,750.00	\$1,575.00
			2	26.00	\$45,500	\$1,750.00	\$1,575.00

WEIGHTED AVERAGE ITEM PRICE REPORT
 BY REGION, ITEM, AND QUARTER

REGION	ITEM	CALENDAR QUARTER	NUMBER OF OCCUR'S	TOTAL QUANTITY	TOTAL DOLLARS	AVERAGE AWARDED PRICE	AVERAGE OF LOW 3 BIDDERS
C	CONCRETE BRIDGE PARAPET, HPC / LF						
	507039P	2022Q2	1	705.00	\$387,750	\$550.00	\$433.33
			1	705.00	\$387,750	\$550.00	\$433.33
	CONCRETE BRIDGE APPROACH / CY						
	507051P	2022Q2	2	180.00	\$162,000	\$900.00	\$683.33
			2	180.00	\$162,000	\$900.00	\$683.33
	CHAIN-LINK FENCE, TYPE IV / LF						
	509083P	2022Q2	2	505.00	\$103,525	\$205.00	\$215.33
			2	505.00	\$103,525	\$205.00	\$215.33
	ORNAMENTAL RAILING / LF						
	509100P	2022Q2	1	110.00	\$44,000	\$400.00	\$1,300.00
			1	110.00	\$44,000	\$400.00	\$1,300.00
	BRIDGE COMB RAILING (1 RAIL, STEEL) / LF						
	509150P	2022Q2	2	507.00	\$229,505	\$452.67	\$440.22
			2	507.00	\$229,505	\$452.67	\$440.22
	STEEL SHEET PILING / SF						
	511006P	2022Q2	1	15,005.00	\$5,776,925	\$385.00	\$345.00
			1	15,005.00	\$5,776,925	\$385.00	\$345.00
	TIE-ROD SYSTEM / U						
	511025M	2022Q2	1	105.00	\$525,000	\$5,000.00	\$10,500.00
			1	105.00	\$525,000	\$5,000.00	\$10,500.00

WEIGHTED AVERAGE ITEM PRICE REPORT
 BY REGION, ITEM, AND QUARTER

REGION	ITEM	CALENDAR QUARTER	NUMBER OF OCCUR'S	TOTAL QUANTITY	TOTAL DOLLARS	AVERAGE AWARDED PRICE	AVERAGE OF LOW 3 BIDDERS
C	LANDSCAPE RETAINING WALL / SF						
	513015P	2022Q2	1	655.00	\$275,100	\$420.00	\$576.67
			1	655.00	\$275,100	\$420.00	\$576.67
	CONCRETE COPING / LF						
	513022P	2022Q2	1	705.00	\$775,500	\$1,100.00	\$691.67
			1	705.00	\$775,500	\$1,100.00	\$691.67
	TEMPORARY SUPPORT / LS						
	514015P	2022Q2	2	2.00	\$300,000	\$150,000	\$110,000
			2	2.00	\$300,000	\$150,000	\$110,000
	CONCRETE DECK REPAIR, TYPE B / SF						
	551006M	2021Q4	1	1,741.00	\$165,395	\$95.00	\$130.00
		2022Q2	1	425.00	\$57,375	\$135.00	\$113.33
			2	2,166.00	\$222,770	\$102.85	\$126.73
	CONCRETE DECK REPAIR, TYPE C / SF						
	551009M	2021Q4	1	100.00	\$18,000	\$180.00	\$206.67
			1	100.00	\$18,000	\$180.00	\$206.67
	PRESSURE INJECTION, CONCRETE CRACKS / LF						
	552003M	2021Q4	1	1,000.00	\$38,000	\$38.00	\$57.67
		2022Q2	4	392.00	\$50,684	\$129.30	\$133.91
			5	1,392.00	\$88,684	\$63.71	\$79.14

WEIGHTED AVERAGE ITEM PRICE REPORT
 BY REGION, ITEM, AND QUARTER

REGION	ITEM	CALENDAR QUARTER	NUMBER OF OCCUR'S	TOTAL QUANTITY	TOTAL DOLLARS	AVERAGE AWARDED PRICE	AVERAGE OF LOW 3 BIDDERS
C	POLLUTION CONTROL SYSTEM / LS						
	554003P	2022Q2	2	2.00	\$16,000	\$8,000.00	\$6,734.33
			2	2.00	\$16,000	\$8,000.00	\$6,734.33
	HAND/POWER TOOL CLEANING AND PAINTING / LS						
	554006P	2022Q2	2	2.00	\$10,000	\$5,000.00	\$10,000.00
			2	2.00	\$10,000	\$5,000.00	\$10,000.00
	CLEANING AND PAINTING OF BEARING / U						
	554027P	2022Q2	2	28.00	\$31,500	\$1,125.00	\$1,005.17
			2	28.00	\$31,500	\$1,125.00	\$1,005.17
	SUBSTRUCTURE CONCRETE REPAIR / SF						
	555003M	2021Q4	2	795.00	\$205,650	\$258.68	\$300.06
		2022Q2	4	3,383.00	\$1,110,787	\$328.34	\$333.43
			6	4,178.00	\$1,316,437	\$315.09	\$327.08
	BRIDGE DECK WATERPROOF SURFACE COURSE / T						
	555006M	2022Q2	1	57.00	\$74,100	\$1,300.00	\$770.00
			1	57.00	\$74,100	\$1,300.00	\$770.00
	BEARING RESTRAINER / U						
	556015M	2022Q2	1	1.00	\$5,000	\$5,000.00	\$6,000.00
			1	1.00	\$5,000	\$5,000.00	\$6,000.00
	CONCRETE BEAM REPAIR / SF						
	557003P	2022Q2	2	295.00	\$72,275	\$245.00	\$481.67
			2	295.00	\$72,275	\$245.00	\$481.67

WEIGHTED AVERAGE ITEM PRICE REPORT
 BY REGION, ITEM, AND QUARTER

REGION	ITEM	CALENDAR QUARTER	NUMBER OF OCCUR'S	TOTAL QUANTITY	TOTAL DOLLARS	AVERAGE AWARDED PRICE	AVERAGE OF LOW 3 BIDDERS
C	CONCRETE BEAM REPAIR, TYPE A / U						
	557040M	2022Q2	2	23.00	\$5,635	\$245.00	\$851.23
			2	23.00	\$5,635	\$245.00	\$851.23

	12" REINFORCED CONCRETE PIPE / LF						
	601120P	2022Q2	2	16.00	\$1,440	\$90.00	\$207.50
			2	16.00	\$1,440	\$90.00	\$207.50

	15" REINFORCED CONCRETE PIPE / LF						
	601122P	2022Q2	4	40,311.00	\$3,617,996	\$89.75	\$132.15
			4	40,311.00	\$3,617,996	\$89.75	\$132.15

	18" REINFORCED CONCRETE PIPE / LF						
	601124P	2022Q2	4	10,918.00	\$1,073,014	\$98.28	\$143.08
			4	10,918.00	\$1,073,014	\$98.28	\$143.08

	21" REINFORCED CONCRETE PIPE / LF						
	601126P	2022Q2	1	575.00	\$57,931	\$100.75	\$158.58
			1	575.00	\$57,931	\$100.75	\$158.58

	24" REINFORCED CONCRETE PIPE / LF						
	601128P	2022Q2	3	6,312.00	\$798,278	\$126.47	\$167.41
			3	6,312.00	\$798,278	\$126.47	\$167.41

	30" REINFORCED CONCRETE PIPE / LF						
	601132P	2022Q2	2	846.00	\$122,899	\$145.27	\$209.87
			2	846.00	\$122,899	\$145.27	\$209.87

WEIGHTED AVERAGE ITEM PRICE REPORT
 BY REGION, ITEM, AND QUARTER

REGION	ITEM	CALENDAR QUARTER	NUMBER OF OCCUR'S	TOTAL QUANTITY	TOTAL DOLLARS	AVERAGE AWARDED PRICE	AVERAGE OF LOW 3 BIDDERS
C	36" REINFORCED CONCRETE PIPE / LF						
	601134P	2022Q2	1	1,109.00	\$266,715	\$240.50	\$296.83
			1	1,109.00	\$266,715	\$240.50	\$296.83
	42" REINFORCED CONCRETE PIPE / LF						
	601136P	2022Q2	2	99.00	\$47,028	\$475.03	\$500.01
			2	99.00	\$47,028	\$475.03	\$500.01
	48" REINFORCED CONCRETE PIPE / LF						
	601138P	2022Q2	1	3.00	\$1,800	\$600.00	\$1,366.67
			1	3.00	\$1,800	\$600.00	\$1,366.67
	15" REINFORCED CONCRETE PIPE, CLASS V / LF						
	601194P	2022Q2	1	2,380.00	\$224,910	\$94.50	\$146.50
			1	2,380.00	\$224,910	\$94.50	\$146.50
	18" REINFORCED CONCRETE PIPE, CLASS V / LF						
	601196P	2022Q2	1	353.00	\$34,506	\$97.75	\$170.92
			1	353.00	\$34,506	\$97.75	\$170.92
	30" REINFORCED CONCRETE PIPE, CLASS V / LF						
	601204P	2022Q2	1	20.00	\$5,900	\$295.00	\$348.33
			1	20.00	\$5,900	\$295.00	\$348.33
	15" HIGH DENSITY POLYETHYLENE PIPE / LF						
	601248P	2022Q2	1	416.00	\$62,400	\$150.00	\$158.33
			1	416.00	\$62,400	\$150.00	\$158.33

WEIGHTED AVERAGE ITEM PRICE REPORT
 BY REGION, ITEM, AND QUARTER

REGION	ITEM	CALENDAR QUARTER	NUMBER OF OCCUR'S	TOTAL QUANTITY	TOTAL DOLLARS	AVERAGE AWARDED PRICE	AVERAGE OF LOW 3 BIDDERS
C	18" HIGH DENSITY POLYETHYLENE PIPE / LF						
	601250P	2022Q2	1	4.00	\$800	\$200.00	\$750.00
			1	4.00	\$800	\$200.00	\$750.00
	15" REINFORCED CONCRETE END SECTION / U						
	601370M	2022Q2	1	2.00	\$4,300	\$2,150.00	\$3,050.00
			1	2.00	\$4,300	\$2,150.00	\$3,050.00
	18" REINFORCED CONCRETE END SECTION / U						
	601372M	2022Q2	1	1.00	\$2,260	\$2,260.00	\$3,253.33
			1	1.00	\$2,260	\$2,260.00	\$3,253.33
	SUBBASE OUTLET DRAIN / LF						
	601404P	2022Q2	3	192.00	\$12,677	\$66.02	\$62.95
			3	192.00	\$12,677	\$66.02	\$62.95
	8" CORRUGATED STEEL UNDERDRAIN PIPE / LF						
	601410P	2022Q2	1	155.00	\$10,850	\$70.00	\$77.33
			1	155.00	\$10,850	\$70.00	\$77.33
	UNDERDRAIN, TYPE X / LF						
	601417P	2022Q2	1	17,881.00	\$742,062	\$41.50	\$45.50
			1	17,881.00	\$742,062	\$41.50	\$45.50
	8" PERFORATED HD POLYETHYLENE PIPE / LF						
	601419P	2022Q2	1	776.00	\$42,680	\$55.00	\$52.33
			1	776.00	\$42,680	\$55.00	\$52.33

WEIGHTED AVERAGE ITEM PRICE REPORT
 BY REGION, ITEM, AND QUARTER

REGION	ITEM	CALENDAR QUARTER	NUMBER OF OCCUR'S	TOTAL QUANTITY	TOTAL DOLLARS	AVERAGE AWARDED PRICE	AVERAGE OF LOW 3 BIDDERS
C	14" X 23" REINFORCED CONCRETE ELLIPTICAL / LF						
	601596P	2022Q2	1	159.00	\$24,645	\$155.00	\$291.67
			1	159.00	\$24,645	\$155.00	\$291.67
	29" X 45" REINFORCED CONCRETE ELLIPTICAL / LF						
	601606P	2022Q2	1	505.00	\$173,973	\$344.50	\$464.83
			1	505.00	\$173,973	\$344.50	\$464.83
	38" X 60" REINFORCED CONCRETE ELLIPTICAL / LF						
	601612P	2022Q2	1	257.00	\$136,467	\$531.00	\$685.33
			1	257.00	\$136,467	\$531.00	\$685.33
	14" X 23" REINFORCED CONCRETE ELLIPTICAL / LF						
	601630P	2022Q2	1	601.00	\$76,327	\$127.00	\$175.67
			1	601.00	\$76,327	\$127.00	\$175.67
	CLEANING EXISTING PIPE, 12" TO 24" DIAME / LF						
	601670M	2021Q4	1	1,000.00	\$5,500	\$5.50	\$7.67
		2022Q1	2	2,000.00	\$12,000	\$6.00	\$5.57
		2022Q2	4	4,793.00	\$46,056	\$9.61	\$10.61
			7	7,793.00	\$63,556	\$8.16	\$8.94
	CLEANING EXISTING PIPE, OVER 24" TO 48" / LF						
	601672M	2022Q2	1	758.00	\$11,954	\$15.77	\$17.92
			1	758.00	\$11,954	\$15.77	\$17.92

WEIGHTED AVERAGE ITEM PRICE REPORT
 BY REGION, ITEM, AND QUARTER

REGION	ITEM	CALENDAR QUARTER	NUMBER OF OCCUR'S	TOTAL QUANTITY	TOTAL DOLLARS	AVERAGE AWARDED PRICE	AVERAGE OF LOW 3 BIDDERS
C	16" DUCTILE IRON PIPE / LF						
	601680M	2022Q2	1	962.00	\$168,350	\$175.00	\$245.00
			1	962.00	\$168,350	\$175.00	\$245.00
	18" DUCTILE IRON PIPE / LF						
	601681M	2022Q2	1	75.00	\$14,719	\$196.25	\$415.42
			1	75.00	\$14,719	\$196.25	\$415.42
	14" DUCTILE IRON PIPE / LF						
	601685M	2022Q2	2	99.00	\$9,223	\$93.16	\$241.15
			2	99.00	\$9,223	\$93.16	\$241.15
	CURED-IN-PLACE PIPE, 36" / LF						
	601987M	2022Q2	1	229.00	\$108,686	\$474.61	\$588.20
			1	229.00	\$108,686	\$474.61	\$588.20
	CONCRETE HEADWALL / CY						
	602006P	2022Q2	2	92.00	\$131,300	\$1,427.17	\$1,710.33
			2	92.00	\$131,300	\$1,427.17	\$1,710.33
	INLET, TYPE A / U						
	602009M	2022Q2	2	13.00	\$52,000	\$4,000.00	\$5,348.72
			2	13.00	\$52,000	\$4,000.00	\$5,348.72
	INLET, TYPE B / U						
	602012M	2022Q2	5	433.00	\$2,226,750	\$5,142.61	\$6,162.12
			5	433.00	\$2,226,750	\$5,142.61	\$6,162.12

WEIGHTED AVERAGE ITEM PRICE REPORT
 BY REGION, ITEM, AND QUARTER

REGION	ITEM	CALENDAR QUARTER	NUMBER OF OCCUR'S	TOTAL QUANTITY	TOTAL DOLLARS	AVERAGE AWARDED PRICE	AVERAGE OF LOW 3 BIDDERS
C	INLET, TYPE DOUBLE B / U						
	602013M	2022Q2	3	212.00	\$1,880,700	\$8,871.23	\$10,004.25
			3	212.00	\$1,880,700	\$8,871.23	\$10,004.25
	INLET, TYPE C / U						
	602015M	2022Q2	1	1.00	\$5,000	\$5,000.00	\$4,966.67
			1	1.00	\$5,000	\$5,000.00	\$4,966.67
	INLET, TYPE E / U						
	602018M	2022Q2	5	48.00	\$261,375	\$5,445.31	\$6,327.12
			5	48.00	\$261,375	\$5,445.31	\$6,327.12
	INLET, TYPE DOUBLE E / U						
	602019M	2022Q2	1	15.00	\$142,500	\$9,500.00	\$10,500.00
			1	15.00	\$142,500	\$9,500.00	\$10,500.00
	INLET, TYPE B-1 / U						
	602024M	2022Q2	2	12.00	\$82,750	\$6,895.83	\$7,945.83
			2	12.00	\$82,750	\$6,895.83	\$7,945.83
	INLET, TYPE B-2 / U						
	602027M	2022Q2	2	20.00	\$169,650	\$8,482.50	\$9,387.50
			2	20.00	\$169,650	\$8,482.50	\$9,387.50
	INLET, TYPE D-1 / U						
	602030M	2022Q2	1	45.00	\$225,000	\$5,000.00	\$6,250.00
			1	45.00	\$225,000	\$5,000.00	\$6,250.00

WEIGHTED AVERAGE ITEM PRICE REPORT
 BY REGION, ITEM, AND QUARTER

REGION	ITEM	CALENDAR QUARTER	NUMBER OF OCCUR'S	TOTAL QUANTITY	TOTAL DOLLARS	AVERAGE AWARDED PRICE	AVERAGE OF LOW 3 BIDDERS
C	STORM DRAIN MARKER / U						
	602031M	2021Q4	1	45.00	\$2,250	\$50.00	\$40.00
		2022Q1	2	13.00	\$750	\$57.69	\$71.86
			3	58.00	\$3,000	\$51.72	\$47.14
	INLET, TYPE D-2 / U						
	602033M	2022Q2	1	89.00	\$756,500	\$8,500.00	\$8,333.33
			1	89.00	\$756,500	\$8,500.00	\$8,333.33
	INLET, TYPE E-2 / U						
	602039M	2022Q2	2	10.00	\$94,000	\$9,400.00	\$9,591.67
			2	10.00	\$94,000	\$9,400.00	\$9,591.67
	MANHOLE, 4' DIAMETER / U						
	602054M	2022Q2	2	33.00	\$186,750	\$5,659.09	\$6,934.85
			2	33.00	\$186,750	\$5,659.09	\$6,934.85
	MANHOLE, 5' DIAMETER / U						
	602057M	2022Q2	3	16.00	\$102,100	\$6,381.25	\$8,571.73
			3	16.00	\$102,100	\$6,381.25	\$8,571.73
	MANHOLE, 8' DIAMETER / U						
	602058M	2022Q2	1	2.00	\$40,000	\$20,000.00	\$23,333.33
			1	2.00	\$40,000	\$20,000.00	\$23,333.33
	MANHOLE, 6' DIAMETER / U						
	602060M	2022Q2	3	6.00	\$65,000	\$10,833.33	\$13,500.00
			3	6.00	\$65,000	\$10,833.33	\$13,500.00

WEIGHTED AVERAGE ITEM PRICE REPORT
 BY REGION, ITEM, AND QUARTER

REGION	ITEM	CALENDAR QUARTER	NUMBER OF OCCUR'S	TOTAL QUANTITY	TOTAL DOLLARS	AVERAGE AWARDED PRICE	AVERAGE OF LOW 3 BIDDERS
C	INLET CONVERTED TO MANHOLE / U						
	602096M	2022Q2	2	12.00	\$46,500	\$3,875.00	\$3,266.67
			2	12.00	\$46,500	\$3,875.00	\$3,266.67

	MODIFIED INLET CONVERTED TO MANHOLE / U						
	602097M	2022Q2	1	3.00	\$19,500	\$6,500.00	\$12,166.67
			1	3.00	\$19,500	\$6,500.00	\$12,166.67

	RESET EXISTING CASTING / U						
	602099M	2021Q4	1	25.00	\$1,250	\$50.00	\$246.67
		2022Q1	1	25.00	\$1,250	\$50.00	\$41.67
		2022Q2	3	802.00	\$18,258	\$22.77	\$33.61
			5	852.00	\$20,758	\$24.36	\$40.10

	SET INLET TYPE A, CASTING / U						
	602102M	2021Q4	2	35.00	\$24,325	\$695.00	\$885.24
		2022Q1	3	34.00	\$17,826	\$524.30	\$465.94
			5	69.00	\$42,151	\$610.89	\$678.63

	SET INLET TYPE B, CASTING / U						
	602105M	2021Q4	2	131.00	\$145,300	\$1,109.16	\$1,401.02
		2022Q1	3	183.00	\$237,460	\$1,297.60	\$1,286.99
		2022Q2	2	42.00	\$76,800	\$1,828.57	\$1,688.89
			7	356.00	\$459,560	\$1,290.90	\$1,376.37

	SET INLET TYPE E, CASTING / U						
	602108M	2021Q4	2	33.00	\$19,200	\$581.82	\$1,087.88

(item continued)

WEIGHTED AVERAGE ITEM PRICE REPORT
 BY REGION, ITEM, AND QUARTER

REGION	ITEM	CALENDAR QUARTER	NUMBER OF OCCUR'S	TOTAL QUANTITY	TOTAL DOLLARS	AVERAGE AWARDED PRICE	AVERAGE OF LOW 3 BIDDERS
C	SET INLET TYPE E, CASTING / U						
	602108M	2022Q1	3	37.00	\$26,620	\$719.46	\$635.32
		2022Q2	3	12.00	\$23,500	\$1,958.33	\$1,736.11
			8	82.00	\$69,320	\$845.37	\$978.54
	SET INLET TYPE ES, CASTING / U						
	602111M	2021Q4	2	8.00	\$13,750	\$1,718.75	\$2,089.58
		2022Q1	2	15.00	\$35,950	\$2,396.67	\$2,468.33
			4	23.00	\$49,700	\$2,160.87	\$2,336.59
	SET MANHOLE CASTING / U						
	602114M	2021Q4	2	42.00	\$25,876	\$616.10	\$937.90
		2022Q1	3	110.00	\$85,995	\$781.77	\$864.38
		2022Q2	1	11.00	\$12,485	\$1,135.00	\$1,278.33
			6	163.00	\$124,356	\$762.92	\$911.26
	SET SQUARE FRAMED MANHOLE CASTING, CIRCU / U						
	602117M	2021Q4	1	10.00	\$15,750	\$1,575.00	\$2,041.67
		2022Q1	2	47.00	\$115,424	\$2,455.83	\$2,153.01
			3	57.00	\$131,174	\$2,301.30	\$2,133.47
	RECONSTRUCTED INLET, TYPE A, USING EXIST / U						
	602120M	2021Q4	1	5.00	\$250	\$50.00	\$400.00
		2022Q1	1	5.00	\$250	\$50.00	\$41.67
			2	10.00	\$500	\$50.00	\$220.83
	RECONSTRUCTED INLET, TYPE B, USING EXIST / U						
	602123M	2021Q4	1	5.00	\$250	\$50.00	\$400.00

(item continued)

WEIGHTED AVERAGE ITEM PRICE REPORT
 BY REGION, ITEM, AND QUARTER

REGION	ITEM	CALENDAR QUARTER	NUMBER OF OCCUR'S	TOTAL QUANTITY	TOTAL DOLLARS	AVERAGE AWARDED PRICE	AVERAGE OF LOW 3 BIDDERS
C	RECONSTRUCTED INLET, TYPE B, USING EXIST / U						
	602123M	2022Q1	1	5.00	\$250	\$50.00	\$41.67
		2022Q2	1	5.00	\$10,500	\$2,100.00	\$2,650.00
			3	15.00	\$11,000	\$733.33	\$1,030.56
	RECONSTRUCTED INLET, TYPE E, USING EXIST / U						
	602129M	2021Q4	1	5.00	\$250	\$50.00	\$400.00
		2022Q1	1	5.00	\$250	\$50.00	\$41.67
			2	10.00	\$500	\$50.00	\$220.83
	RECONSTRUCTED INLET, TYPE A, USING NEW C / U						
	602150M	2021Q4	2	12.00	\$4,760	\$396.67	\$798.89
		2022Q1	3	15.00	\$9,609	\$640.58	\$526.86
		2022Q2	1	3.00	\$4,575	\$1,525.00	\$3,241.67
			6	30.00	\$18,944	\$631.46	\$907.15
	RECONSTRUCTED INLET, TYPE B, USING NEW C / U						
	602153M	2021Q4	2	49.00	\$66,975	\$1,366.84	\$1,563.10
		2022Q1	3	98.00	\$170,680	\$1,741.63	\$1,589.22
		2022Q2	3	68.00	\$133,105	\$1,957.43	\$2,826.27
			8	215.00	\$370,760	\$1,724.47	\$1,974.52
	RECONSTRUCTED INLET, TYPE B MODIFIED, US / U						
	602155M	2022Q1	2	2.00	\$6,090	\$3,045.00	\$2,119.17
			2	2.00	\$6,090	\$3,045.00	\$2,119.17
	RECONSTRUCTED INLET, TYPE E, USING NEW C / U						
	602159M	2021Q4	2	18.00	\$19,500	\$1,083.33	\$1,392.59

(item continued)

WEIGHTED AVERAGE ITEM PRICE REPORT
 BY REGION, ITEM, AND QUARTER

REGION	ITEM	CALENDAR QUARTER	NUMBER OF OCCUR'S	TOTAL QUANTITY	TOTAL DOLLARS	AVERAGE AWARDED PRICE	AVERAGE OF LOW 3 BIDDERS
C	RECONSTRUCTED INLET, TYPE E, USING NEW C / U						
	602159M	2022Q1	3	27.00	\$38,930	\$1,441.85	\$1,315.80
		2022Q2	2	16.00	\$34,500	\$2,156.25	\$2,833.33
			7	61.00	\$92,930	\$1,523.44	\$1,736.50
	RECONSTRUCTED INLET, TYPE ES, USING NEW / U						
	602160M	2022Q1	1	4.00	\$17,640	\$4,410.00	\$4,303.33
			1	4.00	\$17,640	\$4,410.00	\$4,303.33
	RECONSTRUCTED MANHOLE, USING EXISTING CA / U						
	602180M	2021Q4	1	5.00	\$250	\$50.00	\$400.00
		2022Q1	1	5.00	\$250	\$50.00	\$41.67
		2022Q2	1	2.00	\$1,550	\$775.00	\$2,625.00
			3	12.00	\$2,050	\$170.83	\$621.53
	RECONSTRUCTED MANHOLE, USING NEW CASTING / U						
	602183M	2021Q4	1	5.00	\$250	\$50.00	\$533.33
		2022Q1	1	5.00	\$250	\$50.00	\$41.67
		2022Q2	2	17.00	\$21,600	\$1,270.59	\$2,352.94
			4	27.00	\$22,100	\$818.52	\$1,587.96
	BICYCLE SAFE GRATE / U						
	602210M	2021Q4	2	122.00	\$14,372	\$117.80	\$322.30
		2022Q1	3	109.00	\$9,350	\$85.78	\$147.55
		2022Q2	4	38.00	\$22,175	\$583.55	\$652.32
			9	269.00	\$45,897	\$170.62	\$298.11
	CURB PIECE / U						
	602213M	2021Q4	2	128.00	\$7,282	\$56.89	\$300.02

(item continued)

WEIGHTED AVERAGE ITEM PRICE REPORT
 BY REGION, ITEM, AND QUARTER

REGION	ITEM	CALENDAR QUARTER	NUMBER OF OCCUR'S	TOTAL QUANTITY	TOTAL DOLLARS	AVERAGE AWARDED PRICE	AVERAGE OF LOW 3 BIDDERS
C	CURB PIECE / U						
	602213M	2022Q1	3	143.00	\$13,225	\$92.48	\$155.94
		2022Q2	5	96.00	\$54,985	\$572.76	\$723.80
			10	367.00	\$75,492	\$205.70	\$354.73

	CLEANING DRAINAGE STRUCTURE / U						
	602216M	2021Q4	2	53.00	\$6,250	\$117.92	\$236.54
		2022Q1	3	60.00	\$17,500	\$291.67	\$155.83
		2022Q2	4	79.00	\$31,460	\$398.23	\$443.32
			9	192.00	\$55,210	\$287.55	\$296.40

	OUTLET CONTROL STRUCTURE / U						
	602223M	2022Q2	2	8.00	\$196,000	\$24,500.00	\$23,166.67
			2	8.00	\$196,000	\$24,500.00	\$23,166.67

	JUNCTION CHAMBER / U						
	602226M	2022Q2	2	75.00	\$1,765,000	\$23,533.33	\$19,186.67
			2	75.00	\$1,765,000	\$23,533.33	\$19,186.67

	MANUFACTURED TREATMENT DEVICE / U						
	602229M	2022Q2	2	7.00	\$585,000	\$83,571.43	\$62,523.81
			2	7.00	\$585,000	\$83,571.43	\$62,523.81

	SPECIAL DRAINAGE STRUCTURE / U						
	602235M	2022Q2	4	12.00	\$176,000	\$14,666.67	\$19,166.67
			4	12.00	\$176,000	\$14,666.67	\$19,166.67

WEIGHTED AVERAGE ITEM PRICE REPORT
 BY REGION, ITEM, AND QUARTER

REGION	ITEM	CALENDAR QUARTER	NUMBER OF OCCUR'S	TOTAL QUANTITY	TOTAL DOLLARS	AVERAGE AWARDED PRICE	AVERAGE OF LOW 3 BIDDERS
C	INLET, NON-STANDARD / U						
	602290M	2022Q2	1	7.00	\$122,500	\$17,500.00	\$18,833.33
			1	7.00	\$122,500	\$17,500.00	\$18,833.33

	18" TIDE CONTROL CHECK VALVE, INLINE / U						
	602291M	2022Q2	1	2.00	\$16,000	\$8,000.00	\$6,700.00
			1	2.00	\$16,000	\$8,000.00	\$6,700.00

	24" TIDE CONTROL CHECK VALVE, INLINE / U						
	602292M	2022Q2	1	2.00	\$17,000	\$8,500.00	\$8,266.67
			1	2.00	\$17,000	\$8,500.00	\$8,266.67

	30" TIDE CONTROL CHECK VALVE, INLINE / U						
	602293M	2022Q2	1	1.00	\$16,000	\$16,000.00	\$12,066.67
			1	1.00	\$16,000	\$16,000.00	\$12,066.67

	36" TIDE CONTROL CHECK VALVE, INLINE / U						
	602294M	2022Q2	1	1.00	\$17,000	\$17,000.00	\$15,000.00
			1	1.00	\$17,000	\$17,000.00	\$15,000.00

	42" TIDE CONTROL CHECK VALVE, INLINE / U						
	602295M	2022Q2	1	2.00	\$42,000	\$21,000.00	\$18,333.33
			1	2.00	\$42,000	\$21,000.00	\$18,333.33

	15" TIDE CONTROL CHECK VALVE, INLINE / U						
	602307M	2022Q2	1	3.00	\$18,660	\$6,220.00	\$5,740.00
			1	3.00	\$18,660	\$6,220.00	\$5,740.00

WEIGHTED AVERAGE ITEM PRICE REPORT
 BY REGION, ITEM, AND QUARTER

REGION	ITEM	CALENDAR QUARTER	NUMBER OF OCCUR'S	TOTAL QUANTITY	TOTAL DOLLARS	AVERAGE AWARDED PRICE	AVERAGE OF LOW 3 BIDDERS
C	48" TIDE CONTROL CHECK VALVE, INLINE / U						
	602316M	2022Q2	1	2.00	\$84,000	\$42,000.00	\$28,333.33
			1	2.00	\$84,000	\$42,000.00	\$28,333.33

	TIDAL CHECK VALVE, SIZE 15" / U						
	602344M	2022Q2	1	1.00	\$13,000	\$13,000.00	\$8,166.67
			1	1.00	\$13,000	\$13,000.00	\$8,166.67

	TIDAL CHECK VALVE, SIZE 18" / U						
	602345M	2022Q2	1	1.00	\$14,000	\$14,000.00	\$9,333.33
			1	1.00	\$14,000	\$14,000.00	\$9,333.33

	RIPRAP STONE SLOPE PROTECTION,_"THICK / SY						
	603017P	2022Q2	3	1,590.00	\$329,825	\$207.44	\$250.04
			3	1,590.00	\$329,825	\$207.44	\$250.04

	RIPRAP STONE CHANNEL PROTECTION, 12" THI / SY						
	603036P	2022Q2	2	1,021.00	\$53,950	\$52.84	\$91.31
			2	1,021.00	\$53,950	\$52.84	\$91.31

	DRAPED ROCKFALL MESH / SY						
	603062P	2022Q2	1	2,613.00	\$326,625	\$125.00	\$158.33
			1	2,613.00	\$326,625	\$125.00	\$158.33

	GABION WALL / CY						
	604003P	2022Q2	2	374.00	\$245,650	\$656.82	\$434.47
			2	374.00	\$245,650	\$656.82	\$434.47

WEIGHTED AVERAGE ITEM PRICE REPORT
 BY REGION, ITEM, AND QUARTER

REGION	ITEM	CALENDAR QUARTER	NUMBER OF OCCUR'S	TOTAL QUANTITY	TOTAL DOLLARS	AVERAGE AWARDED PRICE	AVERAGE OF LOW 3 BIDDERS
C	GABION CHANNEL LINING / CY						
	604012P	2022Q2	1	38.00	\$18,050	\$475.00	\$475.00
			1	38.00	\$18,050	\$475.00	\$475.00

	CHAIN-LINK FENCE, ALUMINUM-COATED STEEL, / LF						
	605009P	2022Q2	2	3,320.00	\$219,320	\$66.06	\$77.18
			2	3,320.00	\$219,320	\$66.06	\$77.18

	POST AND RAIL FENCE / LF						
	605010P	2022Q2	1	2,311.00	\$64,708	\$28.00	\$58.67
			1	2,311.00	\$64,708	\$28.00	\$58.67

	CHAIN-LINK FENCE, PVC-COATED STEEL, 6' H / LF						
	605027P	2022Q2	1	1,400.00	\$91,000	\$65.00	\$82.13
			1	1,400.00	\$91,000	\$65.00	\$82.13

	CHAIN-LINK FENCE, 7' HIGH / LF						
	605048P	2022Q2	1	99.00	\$7,227	\$73.00	\$94.00
			1	99.00	\$7,227	\$73.00	\$94.00

	GATE, CHAIN-LINK FENCE, ALUMINUM COATED / U						
	605060M	2022Q2	1	3.00	\$0	\$0.01	\$277.51
			1	3.00	\$0	\$0.01	\$277.51

	GATE, CHAIN-LINK FENCE, ALUMINUM COATED / U						
	605066M	2022Q2	1	3.00	\$0	\$0.01	\$549.51
			1	3.00	\$0	\$0.01	\$549.51

WEIGHTED AVERAGE ITEM PRICE REPORT
 BY REGION, ITEM, AND QUARTER

REGION	ITEM	CALENDAR QUARTER	NUMBER OF OCCUR'S	TOTAL QUANTITY	TOTAL DOLLARS	AVERAGE AWARDED PRICE	AVERAGE OF LOW 3 BIDDERS
C	GATE, CHAIN-LINK FENCE, ALUMINUM COATED / U						
	605069M	2022Q2	1	3.00	\$0	\$0.01	\$722.51
			1	3.00	\$0	\$0.01	\$722.51
	GATE, CHAIN-LINK FENCE, ALUMINUM COATED / U						
	605072M	2022Q2	1	3.00	\$0	\$0.01	\$747.51
			1	3.00	\$0	\$0.01	\$747.51
	GATE, CHAIN-LINK FENCE, ALUMINUM COATED / U						
	605081M	2022Q2	1	3.00	\$0	\$0.01	\$1,022.51
			1	3.00	\$0	\$0.01	\$1,022.51
	GATE, CHAIN-LINK FENCE, PVC-COATED STEEL / U						
	605099M	2022Q2	1	3.00	\$0	\$0.01	\$420.01
			1	3.00	\$0	\$0.01	\$420.01
	GATE, CHAIN-LINK FENCE, PVC-COATED STEEL / U						
	605105M	2022Q2	1	3.00	\$0	\$0.01	\$875.01
			1	3.00	\$0	\$0.01	\$875.01
	GATE, CHAIN-LINK FENCE, PVC-COATED STEEL / U						
	605108M	2022Q2	1	3.00	\$0	\$0.01	\$1,087.51
			1	3.00	\$0	\$0.01	\$1,087.51
	GATE, CHAIN-LINK FENCE, PVC-COATED STEEL / U						
	605111M	2022Q2	1	3.00	\$0	\$0.01	\$1,125.01
			1	3.00	\$0	\$0.01	\$1,125.01

WEIGHTED AVERAGE ITEM PRICE REPORT
 BY REGION, ITEM, AND QUARTER

REGION	ITEM	CALENDAR QUARTER	NUMBER OF OCCUR'S	TOTAL QUANTITY	TOTAL DOLLARS	AVERAGE AWARDED PRICE	AVERAGE OF LOW 3 BIDDERS
C	GATE, CHAIN-LINK FENCE, PVC-COATED STEEL / U						
	605120M	2022Q2	1	3.00	\$0	\$0.01	\$1,515.01
			1	3.00	\$0	\$0.01	\$1,515.01
	SLIDING GATE, SECURITY FENCE, 12' WIDE / U						
	605152M	2022Q2	1	2.00	\$0	\$0.01	\$2,312.51
			1	2.00	\$0	\$0.01	\$2,312.51
	REPAIRING CHAIN-LINK FENCE / LF						
	605174M	2022Q2	1	2,000.00	\$120,000	\$60.00	\$67.11
			1	2,000.00	\$120,000	\$60.00	\$67.11
	BARRIER CURB MOUNTED FENCE / LF						
	605175M	2022Q2	2	1,004.00	\$140,300	\$139.74	\$138.51
			2	1,004.00	\$140,300	\$139.74	\$138.51
	TEMPORARY CHAIN-LINK FENCE, 6' HIGH / LF						
	605183P	2022Q2	1	322.00	\$3,220	\$10.00	\$30.00
			1	322.00	\$3,220	\$10.00	\$30.00
	HANDRAIL / LF						
	605193P	2022Q2	1	19.00	\$9,500	\$500.00	\$583.33
			1	19.00	\$9,500	\$500.00	\$583.33
	RESET FENCE / LF						
	605212P	2022Q2	3	1,530.00	\$133,310	\$87.13	\$93.06
			3	1,530.00	\$133,310	\$87.13	\$93.06

WEIGHTED AVERAGE ITEM PRICE REPORT
 BY REGION, ITEM, AND QUARTER

REGION	ITEM	CALENDAR QUARTER	NUMBER OF OCCUR'S	TOTAL QUANTITY	TOTAL DOLLARS	AVERAGE AWARDED PRICE	AVERAGE OF LOW 3 BIDDERS
C	HOT MIX ASPHALT SIDEWALK, 2" THICK / SY						
	606003P	2022Q1	1	13.00	\$956	\$73.50	\$77.83
			1	13.00	\$956	\$73.50	\$77.83
	HOT MIX ASPHALT SIDEWALK, 5" THICK / SY						
	606006P	2022Q1	1	20.00	\$3,000	\$150.00	\$136.67
		2022Q2	2	536.00	\$37,340	\$69.66	\$62.51
			3	556.00	\$40,340	\$72.55	\$65.18
	CONCRETE SIDEWALK, 4" THICK / SY						
	606012P	2021Q4	1	500.00	\$22,500	\$45.00	\$106.67
		2022Q1	2	700.00	\$42,000	\$60.00	\$64.05
		2022Q2	6	29,767.00	\$2,117,445	\$71.13	\$97.94
			9	30,967.00	\$2,181,945	\$70.46	\$97.32
	TINTED CONCRETE SIDEWALK, 4" THICK / SY						
	606013P	2022Q2	2	260.00	\$37,170	\$142.96	\$220.07
			2	260.00	\$37,170	\$142.96	\$220.07
	CONCRETE SIDEWALK, 6" THICK / SY						
	606018P	2021Q4	2	472.00	\$39,056	\$82.74	\$137.48
		2022Q1	4	1,574.00	\$187,328	\$119.01	\$130.98
		2022Q2	2	853.00	\$136,965	\$160.57	\$142.09
			8	2,899.00	\$363,349	\$125.34	\$135.31
	CONCRETE SIDEWALK, 8" THICK / SY						
	606021P	2022Q2	3	599.00	\$200,520	\$334.76	\$308.01
			3	599.00	\$200,520	\$334.76	\$308.01

WEIGHTED AVERAGE ITEM PRICE REPORT
 BY REGION, ITEM, AND QUARTER

REGION	ITEM	CALENDAR QUARTER	NUMBER OF OCCUR'S	TOTAL QUANTITY	TOTAL DOLLARS	AVERAGE AWARDED PRICE	AVERAGE OF LOW 3 BIDDERS
C	BRICK PAVERS / SY						
	606029P	2022Q1	1	25.00	\$3,125	\$125.00	\$262.50
			1	25.00	\$3,125	\$125.00	\$262.50

	HOT MIX ASPHALT DRIVEWAY, 1 1/2" THICK / SY						
	606030P	2022Q2	1	245.00	\$9,800	\$40.00	\$53.67
			1	245.00	\$9,800	\$40.00	\$53.67

	HOT MIX ASPHALT DRIVEWAY, 4" THICK / SY						
	606036P	2022Q2	1	4,462.00	\$334,650	\$75.00	\$60.00
			1	4,462.00	\$334,650	\$75.00	\$60.00

	HOT MIX ASPHALT DRIVEWAY, 6" THICK / SY						
	606039P	2021Q4	2	501.00	\$40,150	\$80.14	\$91.74
		2022Q1	3	1,019.00	\$100,625	\$98.75	\$91.82
		2022Q2	1	10,553.00	\$717,604	\$68.00	\$65.33
			6	12,073.00	\$858,379	\$71.10	\$68.66

	HOT MIX ASPHALT DRIVEWAY, VARIABLE THICK / SY						
	606042P	2021Q4	2	2,471.00	\$167,965	\$67.97	\$53.20
		2022Q1	3	4,647.00	\$384,805	\$82.81	\$65.61
		2022Q2	1	2,384.00	\$596,000	\$250.00	\$139.67
			6	9,502.00	\$1,148,770	\$120.90	\$80.96

	STONE OR GRAVEL DRIVEWAY, ___" THICK / SY						
	606044P	2022Q2	2	346.00	\$9,670	\$27.95	\$36.08
			2	346.00	\$9,670	\$27.95	\$36.08

WEIGHTED AVERAGE ITEM PRICE REPORT
 BY REGION, ITEM, AND QUARTER

REGION	ITEM	CALENDAR QUARTER	NUMBER OF OCCUR'S	TOTAL QUANTITY	TOTAL DOLLARS	AVERAGE AWARDED PRICE	AVERAGE OF LOW 3 BIDDERS
C	CONCRETE DRIVEWAY, 6" THICK / SY						
	606051P	2021Q4	1	62.00	\$8,990	\$145.00	\$175.00
		2022Q1	2	338.00	\$43,019	\$127.27	\$119.39
		2022Q2	2	4,853.00	\$632,660	\$130.36	\$126.25
			5	5,253.00	\$684,669	\$130.34	\$126.38
	CONCRETE DRIVEWAY, REINFORCED, 6" THICK / SY						
	606057P	2021Q4	1	70.00	\$10,850	\$155.00	\$180.00
		2022Q1	1	70.00	\$10,658	\$152.25	\$160.75
			2	140.00	\$21,508	\$153.63	\$170.38
	CONCRETE DRIVEWAY, REINFORCED, 8" THICK / SY						
	606060P	2022Q2	1	2,780.00	\$500,400	\$180.00	\$196.67
			1	2,780.00	\$500,400	\$180.00	\$196.67
	CONCRETE ISLAND, 4" THICK / SY						
	606075P	2022Q2	4	1,513.00	\$113,523	\$75.03	\$150.99
			4	1,513.00	\$113,523	\$75.03	\$150.99
	CONCRETE ISLAND, 6" THICK / SY						
	606078P	2021Q4	1	351.00	\$43,963	\$125.25	\$170.08
		2022Q1	2	168.00	\$22,675	\$134.97	\$145.94
		2022Q2	1	10.00	\$1,500	\$150.00	\$163.33
			4	529.00	\$68,138	\$128.80	\$162.29
	DETECTABLE WARNING SURFACE / SY						
	606084P	2021Q4	2	71.00	\$21,300	\$300.00	\$299.91

(item continued)

WEIGHTED AVERAGE ITEM PRICE REPORT
 BY REGION, ITEM, AND QUARTER

REGION	ITEM	CALENDAR QUARTER	NUMBER OF OCCUR'S	TOTAL QUANTITY	TOTAL DOLLARS	AVERAGE AWARDED PRICE	AVERAGE OF LOW 3 BIDDERS
C	DETECTABLE WARNING SURFACE / SY						
	606084P	2022Q1	4	182.00	\$48,458	\$266.25	\$291.22
		2022Q2	5	580.00	\$162,930	\$280.91	\$412.47
			11	833.00	\$232,688	\$279.34	\$376.38
	DETECTABLE WARNING SURFACE, CAST IRON / SY						
	606088P	2022Q2	1	14.00	\$6,300	\$450.00	\$430.00
			1	14.00	\$6,300	\$450.00	\$430.00
	TURF PAVERS / SY						
	606095P	2022Q1	1	125.00	\$18,750	\$150.00	\$155.00
		2022Q2	1	58.00	\$13,630	\$235.00	\$188.33
			2	183.00	\$32,380	\$176.94	\$165.56
	BLUESTONE SIDEWALK / SY						
	606120P	2022Q2	1	163.00	\$40,750	\$250.00	\$557.00
			1	163.00	\$40,750	\$250.00	\$557.00
	15" X 41" CONCRETE BARRIER CURB / LF						
	607003P	2022Q2	1	3,122.00	\$312,200	\$100.00	\$99.67
			1	3,122.00	\$312,200	\$100.00	\$99.67
	24" X 41" CONCRETE BARRIER CURB / LF						
	607012P	2022Q2	2	11,288.00	\$1,522,480	\$134.88	\$133.76
			2	11,288.00	\$1,522,480	\$134.88	\$133.76

WEIGHTED AVERAGE ITEM PRICE REPORT
 BY REGION, ITEM, AND QUARTER

REGION	ITEM	CALENDAR QUARTER	NUMBER OF OCCUR'S	TOTAL QUANTITY	TOTAL DOLLARS	AVERAGE AWARDED PRICE	AVERAGE OF LOW 3 BIDDERS
C	9" X 16" CONCRETE VERTICAL CURB / LF						
	607018P	2021Q4	2	3,240.00	\$226,104	\$69.79	\$70.75
		2022Q1	4	7,858.00	\$514,384	\$65.46	\$56.76
		2022Q2	10	122,598.00	\$5,166,395	\$42.14	\$39.58
			16	133,696.00	\$5,906,883	\$44.18	\$41.35
	9" X 18" CONCRETE VERTICAL CURB / LF						
	607021P	2021Q4	2	4,677.00	\$351,248	\$75.10	\$73.53
		2022Q1	3	6,514.00	\$427,815	\$65.68	\$57.97
		2022Q2	1	62.00	\$2,418	\$39.00	\$39.67
			6	11,253.00	\$781,481	\$69.45	\$64.33
	9" X 20" CONCRETE VERTICAL CURB / LF						
	607024P	2021Q4	2	296.00	\$20,347	\$68.74	\$72.69
		2022Q1	3	998.00	\$68,127	\$68.26	\$62.60
			5	1,294.00	\$88,474	\$68.37	\$64.90
	9" X 22" CONCRETE VERTICAL CURB / LF						
	607027P	2022Q1	2	249.00	\$32,242	\$129.48	\$86.33
		2022Q2	1	45.00	\$2,385	\$53.00	\$51.67
			3	294.00	\$34,627	\$117.78	\$81.02
	12" X 13" CONCRETE SLOPING CURB / LF						
	607030P	2021Q4	1	250.00	\$11,250	\$45.00	\$69.33
		2022Q1	2	310.00	\$16,357	\$52.77	\$42.67
		2022Q2	2	688.00	\$38,805	\$56.40	\$59.67
			5	1,248.00	\$66,412	\$53.22	\$57.38

WEIGHTED AVERAGE ITEM PRICE REPORT
 BY REGION, ITEM, AND QUARTER

REGION	ITEM	CALENDAR QUARTER	NUMBER OF OCCUR'S	TOTAL QUANTITY	TOTAL DOLLARS	AVERAGE AWARDED PRICE	AVERAGE OF LOW 3 BIDDERS
C	9" X 14" CONCRETE VERTICAL CURB / LF						
	607034P	2022Q2	6	2,631.00	\$145,959	\$55.48	\$55.67
			6	2,631.00	\$145,959	\$55.48	\$55.67
	24" X VARIABLE HEIGHT CONCRETE BARRIER C / LF						
	607060P	2022Q2	1	687.00	\$113,355	\$165.00	\$168.33
			1	687.00	\$113,355	\$165.00	\$168.33
	9" X VARIABLE HEIGHT CONCRETE VERTICAL C / LF						
	607069P	2021Q4	1	152.00	\$12,289	\$80.85	\$78.62
		2022Q1	2	1,242.00	\$80,414	\$64.75	\$64.38
		2022Q2	2	1,141.00	\$56,421	\$49.45	\$55.15
			5	2,535.00	\$149,124	\$58.83	\$61.08
	GRANITE CURB / LF						
	607075P	2022Q2	1	128.00	\$7,680	\$60.00	\$220.67
			1	128.00	\$7,680	\$60.00	\$220.67
	RESET BELGIAN BLOCK CURB / LF						
	607077P	2022Q2	1	78.00	\$4,680	\$60.00	\$98.33
			1	78.00	\$4,680	\$60.00	\$98.33
	BLUESTONE CURB / LF						
	607079P	2022Q2	1	112.00	\$10,080	\$90.00	\$170.33
			1	112.00	\$10,080	\$90.00	\$170.33

WEIGHTED AVERAGE ITEM PRICE REPORT
 BY REGION, ITEM, AND QUARTER

REGION	ITEM	CALENDAR QUARTER	NUMBER OF OCCUR'S	TOTAL QUANTITY	TOTAL DOLLARS	AVERAGE AWARDED PRICE	AVERAGE OF LOW 3 BIDDERS
C	NONVEGETATIVE SURFACE, HOT MIX ASPHALT / SY						
	608003P	2021Q4	1	10.00	\$750	\$75.00	\$131.00
		2022Q1	1	75.00	\$3,750	\$50.00	\$52.50
		2022Q2	4	9,076.00	\$386,163	\$42.55	\$52.72
			6	9,161.00	\$390,663	\$42.64	\$52.81
	NONVEGETATIVE SURFACE, POROUS HMA / SY						
	608004P	2022Q2	4	7,794.00	\$331,764	\$42.57	\$58.91
			4	7,794.00	\$331,764	\$42.57	\$58.91
	NONVEGETATIVE SURFACE, POROUS HOT MIX AS / SY						
	608005P	2022Q2	3	4,854.00	\$287,321	\$59.19	\$76.44
			3	4,854.00	\$287,321	\$59.19	\$76.44
	NONVEGETATIVE SURFACE, POLYESTER MATTING / SY						
	608012P	2022Q2	1	70.00	\$6,090	\$87.00	\$69.00
			1	70.00	\$6,090	\$87.00	\$69.00
	BEAM GUIDE RAIL / LF						
	609003M	2022Q2	8	79,107.00	\$3,487,051	\$44.08	\$51.97
			8	79,107.00	\$3,487,051	\$44.08	\$51.97
	BEAM GUIDE RAIL, BRIDGE / LF						
	609004M	2022Q2	3	3,667.00	\$697,610	\$190.24	\$215.02
			3	3,667.00	\$697,610	\$190.24	\$215.02

WEIGHTED AVERAGE ITEM PRICE REPORT
 BY REGION, ITEM, AND QUARTER

REGION	ITEM	CALENDAR QUARTER	NUMBER OF OCCUR'S	TOTAL QUANTITY	TOTAL DOLLARS	AVERAGE AWARDED PRICE	AVERAGE OF LOW 3 BIDDERS
C	BEAM GUIDE RAIL, DUAL-FACED / LF						
	609006M	2022Q2	3	1,095.00	\$56,843	\$51.91	\$60.87
			3	1,095.00	\$56,843	\$51.91	\$60.87
	MODIFIED THRIE BEAM GUIDE RAIL / LF						
	609009M	2022Q2	1	1,500.00	\$97,500	\$65.00	\$67.50
			1	1,500.00	\$97,500	\$65.00	\$67.50
	FLARED GUIDE RAIL TERMINAL / U						
	609024M	2022Q2	1	15.00	\$21,000	\$1,400.00	\$1,850.00
			1	15.00	\$21,000	\$1,400.00	\$1,850.00
	BURIED GUIDE RAIL TERMINAL / U						
	609025M	2022Q2	2	6.00	\$1,930	\$321.67	\$1,651.94
			2	6.00	\$1,930	\$321.67	\$1,651.94
	TANGENT GUIDE RAIL TERMINAL / U						
	609027M	2022Q2	8	108.00	\$412,163	\$3,816.32	\$3,836.07
			8	108.00	\$412,163	\$3,816.32	\$3,836.07
	TELESCOPING GUIDE RAIL END TERMINAL / U						
	609030M	2022Q2	2	12.00	\$50,141	\$4,178.44	\$5,076.15
			2	12.00	\$50,141	\$4,178.44	\$5,076.15
	CONTROLLED RELEASE TERMINAL / U						
	609033M	2022Q2	2	6.00	\$4,500	\$750.00	\$1,425.00
			2	6.00	\$4,500	\$750.00	\$1,425.00

WEIGHTED AVERAGE ITEM PRICE REPORT
 BY REGION, ITEM, AND QUARTER

REGION	ITEM	CALENDAR QUARTER	NUMBER OF OCCUR'S	TOTAL QUANTITY	TOTAL DOLLARS	AVERAGE AWARDED PRICE	AVERAGE OF LOW 3 BIDDERS
C	CONTROLLED RELEASE TERMINAL ANCHORAGE / U						
	609036M	2022Q2	2	6.00	\$5,250	\$875.00	\$1,405.56
			2	6.00	\$5,250	\$875.00	\$1,405.56
	BEAM GUIDE RAIL ANCHORAGE / U						
	609039M	2022Q2	8	89.00	\$118,951	\$1,336.53	\$1,517.67
			8	89.00	\$118,951	\$1,336.53	\$1,517.67
	BEAM GUIDE RAIL POST / U						
	609042M	2022Q2	3	275.00	\$27,795	\$101.07	\$112.10
			3	275.00	\$27,795	\$101.07	\$112.10
	BEAM GUIDE RAIL POST, 8' LONG / U						
	609048M	2022Q2	1	489.00	\$36,675	\$75.00	\$74.00
			1	489.00	\$36,675	\$75.00	\$74.00
	APPROACH GUIDE RAIL TRANSITION TL-2 / U						
	609058M	2022Q2	3	17.00	\$49,150	\$2,891.18	\$3,148.04
			3	17.00	\$49,150	\$2,891.18	\$3,148.04
	APPROACH GUIDE RAIL TRANSITION TL-3 / U						
	609059M	2022Q2	2	5.00	\$17,704	\$3,540.80	\$4,576.93
			2	5.00	\$17,704	\$3,540.80	\$4,576.93
	REMOVAL OF BEAM GUIDE RAIL / LF						
	609075M	2022Q2	7	49,220.00	\$154,373	\$3.14	\$2.74
			7	49,220.00	\$154,373	\$3.14	\$2.74

WEIGHTED AVERAGE ITEM PRICE REPORT
 BY REGION, ITEM, AND QUARTER

REGION	ITEM	CALENDAR QUARTER	NUMBER OF OCCUR'S	TOTAL QUANTITY	TOTAL DOLLARS	AVERAGE AWARDED PRICE	AVERAGE OF LOW 3 BIDDERS
C	TRAFFIC STRIPES, 4" / LF						
	610003M	2021Q4	4	4,215,282.00	\$1,966,002	\$0.47	\$0.43
		2022Q1	4	899,229.00	\$353,224	\$0.39	\$0.33
		2022Q2	11	1,220,547.00	\$693,680	\$0.57	\$0.53
			19	6,335,058.00	\$3,012,907	\$0.48	\$0.44
	TRAFFIC STRIPES, 6" / LF						
	610006M	2021Q4	2	1,932,950.00	\$1,442,963	\$0.75	\$0.65
		2022Q1	1	37,500.00	\$20,250	\$0.54	\$0.32
		2022Q2	2	296.00	\$856	\$2.89	\$4.93
			5	1,970,746.00	\$1,464,068	\$0.74	\$0.64
	TRAFFIC STRIPES, 8" / LF						
	610007M	2021Q4	3	228,413.00	\$205,256	\$0.90	\$1.03
		2022Q1	4	95,569.00	\$69,374	\$0.73	\$0.64
		2022Q2	6	41,266.00	\$38,655	\$0.94	\$1.06
			13	365,248.00	\$313,284	\$0.86	\$0.93
	TRAFFIC MARKINGS, SYMBOLS / SF						
	610008M	2021Q4	1	1,000.00	\$5,500	\$5.50	\$10.27
			1	1,000.00	\$5,500	\$5.50	\$10.27
	TRAFFIC MARKINGS / SF						
	610009M	2022Q2	2	858.00	\$4,511	\$5.26	\$5.01
			2	858.00	\$4,511	\$5.26	\$5.01
	RPM, MONO-DIRECTIONAL, WHITE LENS / U						
	610012M	2021Q4	3	2,356.00	\$67,646	\$28.71	\$34.54

(item continued)

WEIGHTED AVERAGE ITEM PRICE REPORT
 BY REGION, ITEM, AND QUARTER

REGION	ITEM	CALENDAR QUARTER	NUMBER OF OCCUR'S	TOTAL QUANTITY	TOTAL DOLLARS	AVERAGE AWARDED PRICE	AVERAGE OF LOW 3 BIDDERS
C	RPM, MONO-DIRECTIONAL, WHITE LENS / U						
	610012M	2022Q1	4	3,101.00	\$107,362	\$34.62	\$30.68
		2022Q2	8	8,054.00	\$139,655	\$17.34	\$29.04
			15	13,511.00	\$314,663	\$23.29	\$30.38

	TRAFFIC MARKING LINES, 4" / LF						
	610013M	2021Q4	2	40,000.00	\$37,800	\$0.95	\$1.34
		2022Q1	1	10,000.00	\$7,900	\$0.79	\$0.57
			3	50,000.00	\$45,700	\$0.91	\$1.19

	TRAFFIC MARKING LINES, 8" / LF						
	610014M	2021Q4	3	69,463.00	\$408,324	\$5.88	\$4.01
		2022Q1	4	26,540.00	\$38,075	\$1.43	\$1.52
		2022Q2	6	52,795.00	\$79,825	\$1.51	\$1.50
			13	148,798.00	\$526,224	\$3.54	\$2.68

	RPM, BI-DIRECTIONAL, WHITE LENS / U						
	610015M	2022Q2	1	180.00	\$2	\$0.01	\$36.51
			1	180.00	\$2	\$0.01	\$36.51

	TRAFFIC MARKING LINES, 12" / LF						
	610016M	2022Q2	5	1,938.00	\$5,203	\$2.68	\$2.53
			5	1,938.00	\$5,203	\$2.68	\$2.53

	TRAFFIC MARKING LINES, 24" / LF						
	610017M	2021Q4	3	151,301.00	\$1,321,212	\$8.73	\$7.89
		2022Q1	4	33,681.00	\$149,635	\$4.44	\$4.34

(item continued)

WEIGHTED AVERAGE ITEM PRICE REPORT
 BY REGION, ITEM, AND QUARTER

REGION	ITEM	CALENDAR QUARTER	NUMBER OF OCCUR'S	TOTAL QUANTITY	TOTAL DOLLARS	AVERAGE AWARDED PRICE	AVERAGE OF LOW 3 BIDDERS
C	TRAFFIC MARKING LINES, 24" / LF						
	610017M	2022Q2	9	38,399.00	\$185,040	\$4.82	\$4.79
			16	223,381.00	\$1,655,887	\$7.41	\$6.82

	RPM, MONO-DIRECTIONAL, AMBER LENS / U						
	610018M	2021Q4	3	2,189.00	\$62,394	\$28.50	\$34.64
		2022Q1	4	2,315.00	\$77,903	\$33.65	\$29.88
		2022Q2	6	3,375.00	\$81,572	\$24.17	\$32.35
			13	7,879.00	\$221,869	\$28.16	\$32.26

	RPM, BI-DIRECTIONAL, AMBER LENS / U						
	610021M	2021Q4	3	2,196.00	\$62,614	\$28.51	\$34.60
		2022Q1	4	1,958.00	\$70,541	\$36.03	\$26.37
		2022Q2	6	1,285.00	\$62,731	\$48.82	\$45.21
			13	5,439.00	\$195,886	\$36.02	\$34.14

	REMOVAL OF RPM / U						
	610024M	2021Q4	3	4,741.00	\$9,932	\$2.09	\$4.10
		2022Q1	4	7,374.00	\$76,193	\$10.33	\$6.68
		2022Q2	6	9,409.00	\$74,035	\$7.87	\$6.61
			13	21,524.00	\$160,160	\$7.44	\$6.08

	REMOVAL AND REPLACEMENT OF RPM LENS / U						
	610027M	2021Q4	1	47,100.00	\$706,500	\$15.00	\$17.00
			1	47,100.00	\$706,500	\$15.00	\$17.00

	RUMBLE STRIP / LF						
	610033M	2021Q4	2	12,739.00	\$33,085	\$2.60	\$2.14

(item continued)

WEIGHTED AVERAGE ITEM PRICE REPORT
 BY REGION, ITEM, AND QUARTER

REGION	ITEM	CALENDAR QUARTER	NUMBER OF OCCUR'S	TOTAL QUANTITY	TOTAL DOLLARS	AVERAGE AWARDED PRICE	AVERAGE OF LOW 3 BIDDERS
C	RUMBLE STRIP / LF						
	610033M	2022Q1	4	49,718.00	\$61,014	\$1.23	\$2.84
		2022Q2	3	69,573.00	\$50,832	\$0.73	\$0.80
			9	132,030.00	\$144,931	\$1.10	\$1.70
	REMOVAL OF TRAFFIC STRIPES / LF						
	610036M	2021Q4	3	656,000.00	\$167,400	\$0.26	\$0.54
		2022Q1	4	144,100.00	\$108,775	\$0.75	\$0.71
		2022Q2	6	922,848.00	\$680,162	\$0.74	\$0.68
			13	1,722,948.00	\$956,337	\$0.56	\$0.63
	REMOVAL OF TRAFFIC MARKINGS / SF						
	610039M	2021Q4	3	27,230.00	\$50,364	\$1.85	\$2.38
		2022Q1	4	5,050.00	\$25,499	\$5.05	\$3.37
		2022Q2	2	879.00	\$5,472	\$6.23	\$5.68
			9	33,159.00	\$81,335	\$2.45	\$2.62
	TRAFFIC MARKINGS SYMBOLS / SF						
	610060M	2021Q4	3	56,785.00	\$818,689	\$14.42	\$10.87
		2022Q1	4	13,218.00	\$117,590	\$8.90	\$7.53
		2022Q2	6	27,871.00	\$200,704	\$7.20	\$6.38
			13	97,874.00	\$1,136,983	\$11.62	\$9.14
	CUSH, COMP BAR, TYPE 2, NARROW / U						
	611300M	2022Q2	1	1.00	\$30,000	\$30,000.00	\$41,666.67
			1	1.00	\$30,000	\$30,000.00	\$41,666.67
	CRASH CUSH, COMP BAR, TYPE 3, NARROW / U						
	611312M	2022Q2	2	6.00	\$180,090	\$30,015.00	\$36,171.67
			2	6.00	\$180,090	\$30,015.00	\$36,171.67

WEIGHTED AVERAGE ITEM PRICE REPORT
 BY REGION, ITEM, AND QUARTER

REGION	ITEM	CALENDAR QUARTER	NUMBER OF OCCUR'S	TOTAL QUANTITY	TOTAL DOLLARS	AVERAGE AWARDED PRICE	AVERAGE OF LOW 3 BIDDERS
C	CRASH CUSH, COMP BAR, TYPE 4, X-WIDE / U						
	611333M	2022Q2	1	1.00	\$50,500	\$50,500.00	\$53,100.00
			1	1.00	\$50,500	\$50,500.00	\$53,100.00
	CRASH CUSHION, LOW MAINTENANCE, COMPRESS / U						
	611348M	2022Q2	3	17.00	\$693,824	\$40,813.16	\$43,229.88
			3	17.00	\$693,824	\$40,813.16	\$43,229.88
	REGULATORY AND WARNING SIGN / SF						
	612003P	2022Q2	5	7,301.00	\$312,786	\$42.84	\$41.82
			5	7,301.00	\$312,786	\$42.84	\$41.82
	GUIDE SIGN, TYPE GA, STEEL "U" POST SUPP / SF						
	612006P	2022Q2	1	1,124.00	\$37,811	\$33.64	\$45.88
			1	1,124.00	\$37,811	\$33.64	\$45.88
	RELOCATE SIGN / U						
	612021M	2022Q2	2	19.00	\$4,001	\$210.57	\$380.80
			2	19.00	\$4,001	\$210.57	\$380.80
	OVERHEAD STREET NAME SIGNS / SF						
	612030P	2022Q2	1	192.00	\$16,147	\$84.10	\$59.70
			1	192.00	\$16,147	\$84.10	\$59.70
	SPECIALIZED SIGN / U						
	612033P	2022Q2	1	1.00	\$4,900	\$4,900.00	\$6,300.00
			1	1.00	\$4,900	\$4,900.00	\$6,300.00

WEIGHTED AVERAGE ITEM PRICE REPORT
 BY REGION, ITEM, AND QUARTER

REGION	ITEM	CALENDAR QUARTER	NUMBER OF OCCUR'S	TOTAL QUANTITY	TOTAL DOLLARS	AVERAGE AWARDED PRICE	AVERAGE OF LOW 3 BIDDERS
C	BENCH, TYPE _ / U						
	618003M	2022Q2	1	4.00	\$7,300	\$1,825.00	\$3,108.33
			1	4.00	\$7,300	\$1,825.00	\$3,108.33

	8" DUCTILE IRON WATER PIPE, CLASS 54 / LF						
	651058P	2022Q2	2	2,556.00	\$728,860	\$285.16	\$302.32
			2	2,556.00	\$728,860	\$285.16	\$302.32

	10" DUCTILE IRON WATER PIPE, C 54 / LF						
	651061P	2022Q2	1	180.00	\$49,500	\$275.00	\$408.33
			1	180.00	\$49,500	\$275.00	\$408.33

	12" DUCTILE IRON WATER PIPE, CLASS 54 / LF						
	651064P	2022Q2	3	28,500.00	\$11,459,500	\$402.09	\$420.84
			3	28,500.00	\$11,459,500	\$402.09	\$420.84

	16" DUCTILE IRON WATER PIPE, CLASS 54 / LF						
	651073P	2022Q2	2	2,488.00	\$1,331,720	\$535.26	\$503.45
			2	2,488.00	\$1,331,720	\$535.26	\$503.45

	20" DUCTILE IRON WATER PIPE, CLASS 54 / LF						
	651076P	2022Q2	1	146.00	\$113,150	\$775.00	\$1,141.67
			1	146.00	\$113,150	\$775.00	\$1,141.67

	12" DUCTILE IRON WATER PIPE BRIDGE, CL54 / LF						
	651146P	2022Q2	1	200.00	\$300,000	\$1,500.00	\$1,083.33
			1	200.00	\$300,000	\$1,500.00	\$1,083.33

WEIGHTED AVERAGE ITEM PRICE REPORT
 BY REGION, ITEM, AND QUARTER

REGION	ITEM	CALENDAR QUARTER	NUMBER OF OCCUR'S	TOTAL QUANTITY	TOTAL DOLLARS	AVERAGE AWARDED PRICE	AVERAGE OF LOW 3 BIDDERS
C	10" DUCTILE IRON WATER PIPE BRIDGE, C 54 / LF						
	651190P	2022Q2	2	440.00	\$165,000	\$375.00	\$458.33
			2	440.00	\$165,000	\$375.00	\$458.33

	WATER SERVICE CONNECTION / U						
	651243M	2022Q2	2	139.00	\$1,228,000	\$8,834.53	\$5,073.62
			2	139.00	\$1,228,000	\$8,834.53	\$5,073.62

	WATER SERVICE PIPE / LF						
	651245P	2022Q2	1	2,841.00	\$56,820	\$20.00	\$140.00
			1	2,841.00	\$56,820	\$20.00	\$140.00

	FIRE HYDRANT / U						
	651246M	2022Q2	2	79.00	\$1,651,400	\$20,903.80	\$15,271.73
			2	79.00	\$1,651,400	\$20,903.80	\$15,271.73

	RESET FIRE HYDRANT / U						
	651252M	2022Q2	1	6.00	\$51,000	\$8,500.00	\$6,000.00
			1	6.00	\$51,000	\$8,500.00	\$6,000.00

	RESET WATER VALVE BOX / U						
	651255M	2021Q4	2	134.00	\$4,251	\$31.72	\$23.14
		2022Q1	3	240.00	\$11,875	\$49.48	\$31.63
		2022Q2	4	116.00	\$5,635	\$48.57	\$303.72
			9	490.00	\$21,761	\$44.41	\$93.72

WEIGHTED AVERAGE ITEM PRICE REPORT
 BY REGION, ITEM, AND QUARTER

REGION	ITEM	CALENDAR QUARTER	NUMBER OF OCCUR'S	TOTAL QUANTITY	TOTAL DOLLARS	AVERAGE AWARDED PRICE	AVERAGE OF LOW 3 BIDDERS
C	WATER AS-BUILT PLAN / LS						
	651258M	2022Q2	2	2.00	\$10,885	\$5,442.38	\$8,064.13
			2	2.00	\$10,885	\$5,442.38	\$8,064.13
	GATE VALVES AND BOXES / U						
	651270M	2022Q2	1	286.00	\$1,940,827	\$6,786.11	\$5,262.04
			1	286.00	\$1,940,827	\$6,786.11	\$5,262.04
	BUTTERFLY VALVES AND BOXES / U						
	651273M	2022Q2	1	1.00	\$13,396	\$13,395.59	\$33,465.20
			1	1.00	\$13,396	\$13,395.59	\$33,465.20
	SANITARY SEWER SERVICE CONNECTION / U						
	652417M	2022Q2	1	10.00	\$82,250	\$8,225.00	\$5,741.67
			1	10.00	\$82,250	\$8,225.00	\$5,741.67
	RECONSTRUCTED MANHOLE, SANITARY SEWER, U / U						
	652429M	2022Q2	2	33.00	\$44,170	\$1,338.49	\$2,246.16
			2	33.00	\$44,170	\$1,338.49	\$2,246.16
	RESET MANHOLE, SANITARY SEWER, USING EXI / U						
	652432M	2022Q2	2	154.00	\$76,080	\$494.03	\$690.43
			2	154.00	\$76,080	\$494.03	\$690.43
	RESET MANHOLE, SANITARY SEWER, USING NEW / U						
	652435M	2022Q2	1	57.00	\$48,225	\$846.06	\$865.35
			1	57.00	\$48,225	\$846.06	\$865.35

WEIGHTED AVERAGE ITEM PRICE REPORT
 BY REGION, ITEM, AND QUARTER

REGION	ITEM	CALENDAR QUARTER	NUMBER OF OCCUR'S	TOTAL QUANTITY	TOTAL DOLLARS	AVERAGE AWARDED PRICE	AVERAGE OF LOW 3 BIDDERS
C	SEWER AS-BUILT PLAN / LS						
	652441M	2022Q2	1	1.00	\$1,615	\$1,615.00	\$8,205.00
			1	1.00	\$1,615	\$1,615.00	\$8,205.00
	RESET SANITARY SEWER CLEANOUT / U						
	652450M	2022Q2	2	32.00	\$12,922	\$403.80	\$436.42
			2	32.00	\$12,922	\$403.80	\$436.42
	RESET SANITARY SEWER VENT / U						
	652451M	2022Q2	1	30.00	\$36,000	\$1,200.00	\$733.33
			1	30.00	\$36,000	\$1,200.00	\$733.33
	2" GAS MAIN / LF						
	653003P	2022Q2	1	990.00	\$297,000	\$300.00	\$286.67
			1	990.00	\$297,000	\$300.00	\$286.67
	4" GAS MAIN / LF						
	653006P	2022Q2	1	985.00	\$295,500	\$300.00	\$333.33
			1	985.00	\$295,500	\$300.00	\$333.33
	8" GAS MAIN / LF						
	653012P	2022Q2	1	220.00	\$82,500	\$375.00	\$426.67
			1	220.00	\$82,500	\$375.00	\$426.67
	GAS MAIN, TIE-IN ASSISTANCE / U						
	653015M	2022Q2	1	17.00	\$1,275,000	\$75,000.00	\$48,000.00
			1	17.00	\$1,275,000	\$75,000.00	\$48,000.00

WEIGHTED AVERAGE ITEM PRICE REPORT
 BY REGION, ITEM, AND QUARTER

REGION	ITEM	CALENDAR QUARTER	NUMBER OF OCCUR'S	TOTAL QUANTITY	TOTAL DOLLARS	AVERAGE AWARDED PRICE	AVERAGE OF LOW 3 BIDDERS
C	12" GAS MAIN / LF						
	653018P	2022Q2	1	100.00	\$40,000	\$400.00	\$533.33
			1	100.00	\$40,000	\$400.00	\$533.33
	24" GAS MAIN / LF						
	653033P	2022Q2	1	11,390.00	\$3,986,500	\$350.00	\$488.33
			1	11,390.00	\$3,986,500	\$350.00	\$488.33
	GAS SERVICE CONNECTION / U						
	653081M	2022Q2	1	8.00	\$32,000	\$4,000.00	\$4,033.33
			1	8.00	\$32,000	\$4,000.00	\$4,033.33
	RESET GAS VALVE BOX / U						
	653084M	2021Q4	2	127.00	\$3,376	\$26.58	\$20.74
		2022Q1	3	128.00	\$2,500	\$19.53	\$17.14
		2022Q2	4	42.00	\$21,675	\$516.07	\$541.15
			9	297.00	\$27,551	\$92.76	\$92.78
	GAS AS-BUILT PLAN / LS						
	653087P	2022Q2	1	1.00	\$17,500	\$17,500.00	\$16,833.33
			1	1.00	\$17,500	\$17,500.00	\$16,833.33
	GAS MAIN REMOVAL / LF						
	653088P	2022Q2	1	690.00	\$34,500	\$50.00	\$103.33
			1	690.00	\$34,500	\$50.00	\$103.33

WEIGHTED AVERAGE ITEM PRICE REPORT
 BY REGION, ITEM, AND QUARTER

REGION	ITEM	CALENDAR QUARTER	NUMBER OF OCCUR'S	TOTAL QUANTITY	TOTAL DOLLARS	AVERAGE AWARDED PRICE	AVERAGE OF LOW 3 BIDDERS
C	GAS MAIN PROTECTION STRUCTURE / U						
	653095P	2022Q2	1	6.00	\$60,000	\$10,000.00	\$10,000.00
			1	6.00	\$60,000	\$10,000.00	\$10,000.00
	GUY ANCHOR INSTALLATION / U						
	654005M	2022Q2	1	5.00	\$15,770	\$3,153.90	\$3,169.55
			1	5.00	\$15,770	\$3,153.90	\$3,169.55
	ELECTRICAL UTILITY RELOCATION / LS						
	654007P	2022Q2	2	2.00	\$67,000	\$33,500.00	\$46,125.00
			2	2.00	\$67,000	\$33,500.00	\$46,125.00
	UTILITY POLE SHEATH / U						
	654010M	2022Q2	1	5.00	\$15,770	\$3,153.90	\$3,419.55
			1	5.00	\$15,770	\$3,153.90	\$3,419.55
	TELECOMMUNICATION RELOCATION / LF						
	654035P	2022Q2	1	2,435.00	\$3,688,830	\$1,514.92	\$1,488.31
			1	2,435.00	\$3,688,830	\$1,514.92	\$1,488.31
	TELECOM RELOCATION PROTECTION STRUCTURE / U						
	654036P	2022Q2	1	16.00	\$233,136	\$14,571.02	\$14,190.34
			1	16.00	\$233,136	\$14,571.02	\$14,190.34
	RESET TELECOMMUNICATIONS MANHOLE / U						
	654050M	2021Q4	1	11.00	\$28,875	\$2,625.00	\$2,441.67

(item continued)

WEIGHTED AVERAGE ITEM PRICE REPORT
 BY REGION, ITEM, AND QUARTER

REGION	ITEM	CALENDAR QUARTER	NUMBER OF OCCUR'S	TOTAL QUANTITY	TOTAL DOLLARS	AVERAGE AWARDED PRICE	AVERAGE OF LOW 3 BIDDERS
C	RESET TELECOMMUNICATIONS MANHOLE / U						
	654050M	2022Q1	2	11.00	\$18,855	\$1,714.05	\$1,874.38
		2022Q2	2	77.00	\$140,753	\$1,827.96	\$1,848.72
			5	99.00	\$188,483	\$1,903.87	\$1,917.45
	TELECOMMUNICATION CONDUIT / LF						
	655003P	2022Q2	1	650.00	\$46,800	\$72.00	\$75.00
			1	650.00	\$46,800	\$72.00	\$75.00
	TELECOMMUNICATIONS RELOCATION / LS						
	655007P	2022Q2	1	1.00	\$425,000	\$425,000	\$286,667
			1	1.00	\$425,000	\$425,000	\$286,667
	TELECOMMUNICATION MANHOLE / U						
	655012M	2022Q2	1	1.00	\$51,000	\$51,000.00	\$33,676.67
			1	1.00	\$51,000	\$51,000.00	\$33,676.67
	RESET TELECOMMUNICATIONS MANHOLE / U						
	655013P	2022Q2	1	2.00	\$6,000	\$3,000.00	\$3,365.00
			1	2.00	\$6,000	\$3,000.00	\$3,365.00
	ELECTRICAL UTILITY RELOCATION, JCP&L / LS						
	655031P	2022Q2	2	2.00	\$3,955,000	\$1,977,500	\$1,248,414
			2	2.00	\$3,955,000	\$1,977,500	\$1,248,414
	TEMPORARY SUPPORT, UTILITY POLES / U						
	657004P	2022Q2	1	28.00	\$123,633	\$4,415.46	\$2,405.15
			1	28.00	\$123,633	\$4,415.46	\$2,405.15

WEIGHTED AVERAGE ITEM PRICE REPORT
 BY REGION, ITEM, AND QUARTER

REGION	ITEM	CALENDAR QUARTER	NUMBER OF OCCUR'S	TOTAL QUANTITY	TOTAL DOLLARS	AVERAGE AWARDED PRICE	AVERAGE OF LOW 3 BIDDERS
C	UTILITY PIPE SUPPORT / LS						
	657005P	2022Q2	2	2.00	\$450,000	\$225,000	\$176,667
			2	2.00	\$450,000	\$225,000	\$176,667

	3/4" RIGID METALLIC CONDUIT / LF						
	701006P	2022Q1	1	130.00	\$5,200	\$40.00	\$67.50
			1	130.00	\$5,200	\$40.00	\$67.50

	1 1/2" RIGID METALLIC CONDUIT / LF						
	701012P	2022Q1	2	225.00	\$6,250	\$27.78	\$65.22
		2022Q2	2	193.00	\$12,965	\$67.18	\$72.72
			4	418.00	\$19,215	\$45.97	\$68.69

	2" RIGID METALLIC CONDUIT / LF						
	701015P	2022Q1	1	350.00	\$17,500	\$50.00	\$87.50
		2022Q2	3	1,399.00	\$168,100	\$120.16	\$110.88
			4	1,749.00	\$185,600	\$106.12	\$106.20

	2 1/2" RIGID METALLIC CONDUIT / LF						
	701018P	2022Q1	1	100.00	\$1,000	\$10.00	\$70.00
		2022Q2	1	1,343.00	\$84,609	\$63.00	\$51.00
			2	1,443.00	\$85,609	\$59.33	\$52.32

	3" RIGID METALLIC CONDUIT / LF						
	701021P	2022Q1	1	3,000.00	\$210,000	\$70.00	\$100.00
		2022Q2	9	20,311.00	\$1,588,765	\$78.22	\$84.12
			10	23,311.00	\$1,798,765	\$77.16	\$86.16

WEIGHTED AVERAGE ITEM PRICE REPORT
 BY REGION, ITEM, AND QUARTER

REGION	ITEM	CALENDAR QUARTER	NUMBER OF OCCUR'S	TOTAL QUANTITY	TOTAL DOLLARS	AVERAGE AWARDED PRICE	AVERAGE OF LOW 3 BIDDERS
C	4" RIGID METALLIC CONDUIT / LF						
	701024P	2022Q2	2	285.00	\$26,655	\$93.53	\$95.39
			2	285.00	\$26,655	\$93.53	\$95.39
	2" RIGID NONMETALLIC CONDUIT / LF						
	701027P	2022Q1	1	500.00	\$16,000	\$32.00	\$36.00
			1	500.00	\$16,000	\$32.00	\$36.00
	3" RIGID NONMETALLIC CONDUIT / LF						
	701030P	2022Q1	1	3,000.00	\$102,000	\$34.00	\$39.50
		2022Q2	1	472.00	\$22,184	\$47.00	\$53.33
			2	3,472.00	\$124,184	\$35.77	\$41.38
	1 1/4" FLEXIBLE METALLIC CONDUIT / LF						
	701036P	2022Q1	1	50.00	\$1,000	\$20.00	\$61.00
			1	50.00	\$1,000	\$20.00	\$61.00
	1 1/2" FLEXIBLE METALLIC CONDUIT / LF						
	701039P	2022Q1	1	50.00	\$1,000	\$20.00	\$61.00
			1	50.00	\$1,000	\$20.00	\$61.00
	FIBERGLASS CONDUIT / LF						
	701091P	2022Q2	1	250.00	\$62,500	\$250.00	\$406.67
			1	250.00	\$62,500	\$250.00	\$406.67
	38" JUNCTION BOX / U						
	701093M	2022Q1	1	1.00	\$500	\$500.00	\$1,250.00
			1	1.00	\$500	\$500.00	\$1,250.00

WEIGHTED AVERAGE ITEM PRICE REPORT
 BY REGION, ITEM, AND QUARTER

REGION	ITEM	CALENDAR QUARTER	NUMBER OF OCCUR'S	TOTAL QUANTITY	TOTAL DOLLARS	AVERAGE AWARDED PRICE	AVERAGE OF LOW 3 BIDDERS
C	17" X 30" JUNCTION BOX / U						
	701099M	2022Q1	1	4.00	\$800	\$200.00	\$1,100.00
			1	4.00	\$800	\$200.00	\$1,100.00
	18" X 36" JUNCTION BOX / U						
	701102M	2022Q1	1	40.00	\$88,000	\$2,200.00	\$2,350.00
		2022Q2	7	117.00	\$329,175	\$2,813.46	\$2,700.40
			8	157.00	\$417,175	\$2,657.17	\$2,611.13
	12" X 10" X 8" METAL JUNCTION BOX / U						
	701108M	2022Q1	2	7.00	\$10,400	\$1,485.71	\$1,255.00
			2	7.00	\$10,400	\$1,485.71	\$1,255.00
	JUNCTION BOX FOUNDATION / U						
	701117M	2022Q1	1	75.00	\$180,000	\$2,400.00	\$2,450.00
		2022Q2	5	37.00	\$132,100	\$3,570.27	\$3,285.11
			6	112.00	\$312,100	\$2,786.61	\$2,725.88
	JUNCTION BOX FRAME AND COVER / U						
	701120M	2022Q1	1	20.00	\$13,000	\$650.00	\$825.00
		2022Q2	1	25.00	\$15,625	\$625.00	\$1,183.33
			2	45.00	\$28,625	\$636.11	\$1,024.07
	FOUNDATION, TYPE SFT / U						
	701123M	2022Q1	1	15.00	\$16,500	\$1,100.00	\$1,250.00
		2022Q2	4	27.00	\$80,850	\$2,994.44	\$3,258.86
			5	42.00	\$97,350	\$2,317.86	\$2,541.41

WEIGHTED AVERAGE ITEM PRICE REPORT
 BY REGION, ITEM, AND QUARTER

REGION	ITEM	CALENDAR QUARTER	NUMBER OF OCCUR'S	TOTAL QUANTITY	TOTAL DOLLARS	AVERAGE AWARDED PRICE	AVERAGE OF LOW 3 BIDDERS
C	FOUNDATION, TYPE MCF / U						
	701126M	2022Q1	1	5.00	\$3,500	\$700.00	\$750.00
			1	5.00	\$3,500	\$700.00	\$750.00
	FOUNDATION, TYPE P-MC MODIFIED / U						
	701128M	2022Q1	1	10.00	\$25,000	\$2,500.00	\$2,350.00
		2022Q2	3	18.00	\$79,950	\$4,441.67	\$5,329.63
			4	28.00	\$104,950	\$3,748.21	\$4,265.48
	FOUNDATION, TYPE P / U						
	701129M	2022Q1	1	2.00	\$200	\$100.00	\$300.00
			1	2.00	\$200	\$100.00	\$300.00
	FOUNDATION, TYPE P-MC / U						
	701132M	2022Q1	1	10.00	\$25,000	\$2,500.00	\$2,150.00
		2022Q2	1	1.00	\$5,000	\$5,000.00	\$6,283.33
			2	11.00	\$30,000	\$2,727.27	\$2,525.76
	FOUNDATION, TYPE SPF / U						
	701135M	2022Q1	1	10.00	\$10,000	\$1,000.00	\$1,250.00
		2022Q2	4	25.00	\$55,995	\$2,239.80	\$2,554.11
			5	35.00	\$65,995	\$1,885.57	\$2,181.51
	BORING FOR FOUNDATION, STF 50 FOOT ARM / U						
	701136M	2022Q2	1	3.00	\$18,900	\$6,300.00	\$10,900.00
			1	3.00	\$18,900	\$6,300.00	\$10,900.00

WEIGHTED AVERAGE ITEM PRICE REPORT
 BY REGION, ITEM, AND QUARTER

REGION	ITEM	CALENDAR QUARTER	NUMBER OF OCCUR'S	TOTAL QUANTITY	TOTAL DOLLARS	AVERAGE AWARDED PRICE	AVERAGE OF LOW 3 BIDDERS
C	FOUNDATION, STF FOR GREATER THAN 50 FOOT / LF						
	701137P	2022Q2	1	60.00	\$132,000	\$2,200.00	\$3,100.00
			1	60.00	\$132,000	\$2,200.00	\$3,100.00
	FOUNDATION, TYPE STF / U						
	701138M	2022Q1	1	10.00	\$45,000	\$4,500.00	\$4,750.00
		2022Q2	3	46.00	\$585,500	\$12,728.26	\$9,252.34
			4	56.00	\$630,500	\$11,258.93	\$8,448.35
	FOUNDATION, TYPE SFX / U						
	701141M	2022Q1	1	2.00	\$2	\$1.00	\$50.50
			1	2.00	\$2	\$1.00	\$50.50
	FOUNDATION, TYPE SFK / U						
	701144M	2022Q1	1	15.00	\$21,000	\$1,400.00	\$1,550.00
		2022Q2	2	15.00	\$42,100	\$2,806.67	\$3,811.11
			3	30.00	\$63,100	\$2,103.33	\$2,680.56
	FOUNDATION, TYPE 1M / U						
	701153M	2022Q1	1	2.00	\$400	\$200.00	\$300.00
			1	2.00	\$400	\$200.00	\$300.00
	FOUNDATION, TYPE 2M / U						
	701156M	2022Q1	1	2.00	\$800	\$400.00	\$400.00
			1	2.00	\$800	\$400.00	\$400.00

WEIGHTED AVERAGE ITEM PRICE REPORT
 BY REGION, ITEM, AND QUARTER

REGION	ITEM	CALENDAR QUARTER	NUMBER OF OCCUR'S	TOTAL QUANTITY	TOTAL DOLLARS	AVERAGE AWARDED PRICE	AVERAGE OF LOW 3 BIDDERS
C	FOUNDATION, TYPE 1M-MC / U						
	701159M	2022Q1	1	2.00	\$1,100	\$550.00	\$675.00
			1	2.00	\$1,100	\$550.00	\$675.00
	FOUNDATION, TYPE 2M-MC / U						
	701162M	2022Q1	1	2.00	\$1,300	\$650.00	\$875.00
			1	2.00	\$1,300	\$650.00	\$875.00
	CABLE RACK / U						
	701165M	2022Q2	1	88.00	\$8,448	\$96.00	\$245.33
			1	88.00	\$8,448	\$96.00	\$245.33
	METER CABINET, TYPE T / U						
	701168M	2022Q2	1	1.00	\$7,000	\$7,000.00	\$6,280.00
			1	1.00	\$7,000	\$7,000.00	\$6,280.00
	METER CABINET, TYPE TL / U						
	701171M	2022Q2	3	19.00	\$118,650	\$6,244.74	\$6,082.79
			3	19.00	\$118,650	\$6,244.74	\$6,082.79
	GROUND WIRE, NO. 8 AWG / LF						
	701192P	2022Q1	1	4,000.00	\$12,000	\$3.00	\$3.30
		2022Q2	7	22,427.00	\$61,462	\$2.74	\$3.58
			8	26,427.00	\$73,462	\$2.78	\$3.54
	MULTIPLE LIGHTING WIRE, NO. 2 AWG / LF						
	701195P	2022Q1	1	5,000.00	\$35,000	\$7.00	\$7.80

(item continued)

WEIGHTED AVERAGE ITEM PRICE REPORT
 BY REGION, ITEM, AND QUARTER

REGION	ITEM	CALENDAR QUARTER	NUMBER OF OCCUR'S	TOTAL QUANTITY	TOTAL DOLLARS	AVERAGE AWARDED PRICE	AVERAGE OF LOW 3 BIDDERS
C	MULTIPLE LIGHTING WIRE, NO. 2 AWG / LF						
	701195P	2022Q2	2	21,843.00	\$150,367	\$6.88	\$6.47
			3	26,843.00	\$185,367	\$6.91	\$6.72
	MULTIPLE LIGHTING WIRE, NO. 4 AWG / LF						
	701196P	2022Q1	1	150.00	\$150	\$1.00	\$3.30
			1	150.00	\$150	\$1.00	\$3.30
	MULTIPLE LIGHTING WIRE, NO. 6 AWG / LF						
	701198P	2022Q1	1	500.00	\$500	\$1.00	\$4.00
		2022Q2	2	1,714.00	\$6,491	\$3.79	\$4.00
			3	2,214.00	\$6,991	\$3.16	\$4.00
	MULTIPLE LIGHTING WIRE, NO. 8 AWG / LF						
	701201P	2022Q1	1	4,500.00	\$9,000	\$2.00	\$3.80
		2022Q2	3	30,101.00	\$103,556	\$3.44	\$4.06
			4	34,601.00	\$112,556	\$3.25	\$4.03
	MULTIPLE LIGHTING WIRE, NO. 10 AWG / LF						
	701204P	2022Q1	1	5,000.00	\$30,000	\$6.00	\$6.15
			1	5,000.00	\$30,000	\$6.00	\$6.15
	SERVICE WIRE, NO. 2 AWG / LF						
	701210P	2022Q2	1	120.00	\$960	\$8.00	\$8.67
			1	120.00	\$960	\$8.00	\$8.67

WEIGHTED AVERAGE ITEM PRICE REPORT
 BY REGION, ITEM, AND QUARTER

REGION	ITEM	CALENDAR QUARTER	NUMBER OF OCCUR'S	TOTAL QUANTITY	TOTAL DOLLARS	AVERAGE AWARDED PRICE	AVERAGE OF LOW 3 BIDDERS
C	SERVICE WIRE, NO. 6 AWG / LF						
	701213P	2022Q2	4	2,971.00	\$15,884	\$5.35	\$6.28
			4	2,971.00	\$15,884	\$5.35	\$6.28
	MODIFY EXISTING LOAD CENTER / LS						
	701375P	2022Q2	2	2.00	\$4,955	\$2,477.50	\$7,109.17
			2	2.00	\$4,955	\$2,477.50	\$7,109.17
	CONTROLLER, 8 PHASE / U						
	702009M	2022Q2	3	12.00	\$396,100	\$33,008.33	\$28,473.89
			3	12.00	\$396,100	\$33,008.33	\$28,473.89
	TRAFFIC SIGNAL STANDARD, ALUMINUM / U						
	702012M	2022Q2	4	36.00	\$143,150	\$3,976.39	\$4,188.03
			4	36.00	\$143,150	\$3,976.39	\$4,188.03
	SIGNAL STANDARD GREATER 50 FOOT, STEEL / U						
	702014M	2022Q2	1	3.00	\$47,250	\$15,750.00	\$18,375.00
			1	3.00	\$47,250	\$15,750.00	\$18,375.00
	TRAFFIC SIGNAL STANDARD, STEEL / U						
	702015M	2022Q2	3	44.00	\$365,800	\$8,313.64	\$9,398.89
			3	44.00	\$365,800	\$8,313.64	\$9,398.89
	PEDESTRIAN SIGNAL STANDARD / U						
	702018M	2022Q2	4	24.00	\$30,900	\$1,287.50	\$1,472.03
			4	24.00	\$30,900	\$1,287.50	\$1,472.03

WEIGHTED AVERAGE ITEM PRICE REPORT
 BY REGION, ITEM, AND QUARTER

REGION	ITEM	CALENDAR QUARTER	NUMBER OF OCCUR'S	TOTAL QUANTITY	TOTAL DOLLARS	AVERAGE AWARDED PRICE	AVERAGE OF LOW 3 BIDDERS
C	TRAFFIC SIGNAL MAST ARM, ALUMINUM / U						
	702021M	2022Q2	4	31.00	\$145,900	\$4,706.45	\$4,433.65
			4	31.00	\$145,900	\$4,706.45	\$4,433.65
	TRAFFIC SIGNAL MAST ARM, STEEL / U						
	702024M	2022Q2	3	43.00	\$625,350	\$14,543.02	\$11,560.29
			3	43.00	\$625,350	\$14,543.02	\$11,560.29
	TRAFFIC ARM GREATER THAN 50 FOOT, STEEL / U						
	702025M	2022Q2	1	3.00	\$129,000	\$43,000.00	\$54,000.00
			1	3.00	\$129,000	\$43,000.00	\$54,000.00
	TRAFFIC SIGNAL CABLE, 2 CONDUCTOR / LF						
	702027P	2022Q2	4	11,171.00	\$39,802	\$3.56	\$3.64
			4	11,171.00	\$39,802	\$3.56	\$3.64
	TRAFFIC SIGNAL CABLE, 5 CONDUCTOR / LF						
	702030P	2022Q2	4	24,763.00	\$102,558	\$4.14	\$4.37
			4	24,763.00	\$102,558	\$4.14	\$4.37
	TRAFFIC SIGNAL CABLE, 10 CONDUCTOR / LF						
	702033P	2022Q2	4	50,899.00	\$269,967	\$5.30	\$5.81
			4	50,899.00	\$269,967	\$5.30	\$5.81
	TRAFFIC SIGNAL HEAD / U						
	702036M	2022Q2	5	303.00	\$502,775	\$1,659.32	\$1,586.61
			5	303.00	\$502,775	\$1,659.32	\$1,586.61

WEIGHTED AVERAGE ITEM PRICE REPORT
 BY REGION, ITEM, AND QUARTER

REGION	ITEM	CALENDAR QUARTER	NUMBER OF OCCUR'S	TOTAL QUANTITY	TOTAL DOLLARS	AVERAGE AWARDED PRICE	AVERAGE OF LOW 3 BIDDERS
C	PUSH BUTTON INSTALLATION / U						
	702038M	2022Q2	3	22.00	\$40,200	\$1,827.27	\$2,146.71
			3	22.00	\$40,200	\$1,827.27	\$2,146.71
	PEDESTRIAN SIGNAL HEAD / U						
	702039M	2022Q2	4	132.00	\$153,150	\$1,160.23	\$1,227.90
			4	132.00	\$153,150	\$1,160.23	\$1,227.90
	PUSH BUTTON / U						
	702042M	2022Q2	4	69.00	\$42,725	\$619.20	\$616.80
			4	69.00	\$42,725	\$619.20	\$616.80
	IMAGE DETECTOR / U						
	702045M	2022Q2	1	4.00	\$75,200	\$18,800.00	\$28,150.00
			1	4.00	\$75,200	\$18,800.00	\$28,150.00
	RADAR DETECTOR / U						
	702046M	2022Q2	3	44.00	\$709,750	\$16,130.68	\$13,053.88
			3	44.00	\$709,750	\$16,130.68	\$13,053.88
	LOOP DETECTOR / LF						
	702048M	2022Q1	1	50.00	\$500	\$10.00	\$9.00
			1	50.00	\$500	\$10.00	\$9.00
	GENERATOR AUXILIARY CABINET / U						
	702050M	2022Q2	3	23.00	\$318,600	\$13,852.17	\$10,766.18
			3	23.00	\$318,600	\$13,852.17	\$10,766.18

WEIGHTED AVERAGE ITEM PRICE REPORT
 BY REGION, ITEM, AND QUARTER

REGION	ITEM	CALENDAR QUARTER	NUMBER OF OCCUR'S	TOTAL QUANTITY	TOTAL DOLLARS	AVERAGE AWARDED PRICE	AVERAGE OF LOW 3 BIDDERS
C	INTERIM TRAFFIC SIGNAL SYSTEM, LOCATION / LS						
	702057M	2022Q2	23	23.00	\$498,800	\$21,686.96	\$30,110.99
			23	23.00	\$498,800	\$21,686.96	\$30,110.99
	CONTROLLER TURN-ON / U						
	702060M	2022Q2	3	17.00	\$270,000	\$15,882.35	\$12,882.43
			3	17.00	\$270,000	\$15,882.35	\$12,882.43
	BLANK-OUT SIGN / U						
	702091M	2022Q2	1	1.00	\$17,000	\$17,000.00	\$12,333.33
			1	1.00	\$17,000	\$17,000.00	\$12,333.33
	BACKPLATE / U						
	702093P	2022Q2	1	12.00	\$4,500	\$375.00	\$891.67
			1	12.00	\$4,500	\$375.00	\$891.67
	LIGHTING STANDARD ALUMINUM / U						
	703003M	2022Q2	5	42.00	\$151,600	\$3,609.52	\$3,792.28
			5	42.00	\$151,600	\$3,609.52	\$3,792.28
	LIGHTING MAST ARM ALUMINUM / U						
	703012M	2022Q2	3	25.00	\$32,975	\$1,319.00	\$1,596.67
			3	25.00	\$32,975	\$1,319.00	\$1,596.67
	LIGHTING MAST ARM STEEL / U						
	703015M	2022Q2	1	2.00	\$5,400	\$2,700.00	\$2,683.33
			1	2.00	\$5,400	\$2,700.00	\$2,683.33

WEIGHTED AVERAGE ITEM PRICE REPORT
 BY REGION, ITEM, AND QUARTER

REGION	ITEM	CALENDAR QUARTER	NUMBER OF OCCUR'S	TOTAL QUANTITY	TOTAL DOLLARS	AVERAGE AWARDED PRICE	AVERAGE OF LOW 3 BIDDERS
C	LUMINAIRE / U						
	703018M	2022Q2	5	87.00	\$189,400	\$2,177.01	\$2,029.71
			5	87.00	\$189,400	\$2,177.01	\$2,029.71

	TEMPORARY HIGHWAY LIGHTING SYSTEM / LS						
	703033P	2022Q2	3	3.00	\$36,000	\$12,000.00	\$39,666.67
			3	3.00	\$36,000	\$12,000.00	\$39,666.67

	ITS CONDUIT, TYPE A / LF						
	704002M	2022Q2	5	61,052.00	\$4,553,272	\$74.58	\$60.23
			5	61,052.00	\$4,553,272	\$74.58	\$60.23

	JUNCTION BOX ITS TYPE A / U						
	704003M	2022Q2	4	68.00	\$460,400	\$6,770.59	\$5,797.55
			4	68.00	\$460,400	\$6,770.59	\$5,797.55

	JUNCTION BOX ITS RELOCATION / U						
	704007M	2022Q2	1	15.00	\$46,500	\$3,100.00	\$3,833.33
			1	15.00	\$46,500	\$3,100.00	\$3,833.33

	JUNCTION BOX ITS TYPE C / U						
	704009M	2022Q2	2	4.00	\$11,200	\$2,800.00	\$3,041.67
			2	4.00	\$11,200	\$2,800.00	\$3,041.67

	METER CABINET ITS / U						
	704011M	2022Q2	1	1.00	\$5,400	\$5,400.00	\$5,433.33
			1	1.00	\$5,400	\$5,400.00	\$5,433.33

WEIGHTED AVERAGE ITEM PRICE REPORT
 BY REGION, ITEM, AND QUARTER

REGION	ITEM	CALENDAR QUARTER	NUMBER OF OCCUR'S	TOTAL QUANTITY	TOTAL DOLLARS	AVERAGE AWARDED PRICE	AVERAGE OF LOW 3 BIDDERS
C	FOUNDATION, ITS / U						
	704014M	2022Q2	1	1.00	\$1,400	\$1,400.00	\$1,433.33
			1	1.00	\$1,400	\$1,400.00	\$1,433.33

	FOUNDATION ITS TYPE D / U						
	704024M	2022Q2	1	1.00	\$2,300	\$2,300.00	\$2,333.33
			1	1.00	\$2,300	\$2,300.00	\$2,333.33

	CONTROLLER MODIFICATIONS, TYPE ___ / U						
	704032M	2022Q2	3	7.00	\$45,300	\$6,471.43	\$7,904.76
			3	7.00	\$45,300	\$6,471.43	\$7,904.76

	CONTROL CENTER SYSTEM, LOCATION NO. ___ / LS						
	704033P	2022Q2	3	3.00	\$58,900	\$19,633.33	\$25,255.56
			3	3.00	\$58,900	\$19,633.33	\$25,255.56

	FOUNDATION CSS / U						
	704035M	2022Q2	1	1.00	\$12,000	\$12,000.00	\$12,000.00
			1	1.00	\$12,000	\$12,000.00	\$12,000.00

	CAMERA STANDARD TYPE A / U						
	704048M	2022Q2	1	1.00	\$98,580	\$98,580.00	\$99,193.33
			1	1.00	\$98,580	\$98,580.00	\$99,193.33

	CAMERA / U						
	704060M	2022Q2	1	2.00	\$15,400	\$7,700.00	\$7,800.00
			1	2.00	\$15,400	\$7,700.00	\$7,800.00

WEIGHTED AVERAGE ITEM PRICE REPORT
 BY REGION, ITEM, AND QUARTER

REGION	ITEM	CALENDAR QUARTER	NUMBER OF OCCUR'S	TOTAL QUANTITY	TOTAL DOLLARS	AVERAGE AWARDED PRICE	AVERAGE OF LOW 3 BIDDERS
C	CONTROLLER, CAMERA / U						
	704063M	2022Q2	1	1.00	\$49,850	\$49,850.00	\$49,950.00
			1	1.00	\$49,850	\$49,850.00	\$49,950.00
	FIBER OPTIC CABLE TYPE D / LF						
	704075P	2022Q2	1	1,275.00	\$12,559	\$9.85	\$51.95
			1	1,275.00	\$12,559	\$9.85	\$51.95
	FIBER OPTIC CABLE TYPE G / LF						
	704076P	2022Q2	1	23,295.00	\$372,720	\$16.00	\$13.75
			1	23,295.00	\$372,720	\$16.00	\$13.75
	FIBER OPTIC CABLE TYPE F / LF						
	704081P	2022Q2	1	10,490.00	\$104,900	\$10.00	\$13.00
			1	10,490.00	\$104,900	\$10.00	\$13.00
	CONTROLLER, CTSS / U						
	704084M	2022Q2	1	7.00	\$609,000	\$87,000.00	\$105,000
			1	7.00	\$609,000	\$87,000.00	\$105,000
	CONTROLLER, CTSS TURN ON / U						
	704090M	2022Q2	2	8.00	\$132,400	\$16,550.00	\$14,391.67
			2	8.00	\$132,400	\$16,550.00	\$14,391.67
	ADAPTIVE IMAGE DETECTOR, CTSS / U						
	704092M	2022Q2	1	30.00	\$567,000	\$18,900.00	\$20,633.33
			1	30.00	\$567,000	\$18,900.00	\$20,633.33

WEIGHTED AVERAGE ITEM PRICE REPORT
 BY REGION, ITEM, AND QUARTER

REGION	ITEM	CALENDAR QUARTER	NUMBER OF OCCUR'S	TOTAL QUANTITY	TOTAL DOLLARS	AVERAGE AWARDED PRICE	AVERAGE OF LOW 3 BIDDERS
C	TVS ROADWAY DEVICES 1 LANES / U						
	704204M	2022Q2	1	3.00	\$34,500	\$11,500.00	\$9,333.33
			1	3.00	\$34,500	\$11,500.00	\$9,333.33

	REMOVAL, RELOCATION OF ELECTRICAL / LS						
	706005P	2022Q2	1	1.00	\$120,000	\$120,000	\$58,333.33
			1	1.00	\$120,000	\$120,000	\$58,333.33

	SELECTIVE THINNING / SY						
	801006M	2022Q2	4	1,058.00	\$27,128	\$25.64	\$33.08
			4	1,058.00	\$27,128	\$25.64	\$33.08

	SELECTIVE CLEARING / SY						
	801012M	2022Q2	2	5,100.00	\$18,500	\$3.63	\$8.43
			2	5,100.00	\$18,500	\$3.63	\$8.43

	TRIMMING EXISTING TREE, OVER 6" TO 12" D / U						
	802003M	2022Q2	2	30.00	\$2,875	\$95.83	\$200.28
			2	30.00	\$2,875	\$95.83	\$200.28

	TRIMMING EXISTING TREE, OVER 12" TO 18" / U						
	802006M	2022Q2	2	4.00	\$450	\$112.50	\$517.50
			2	4.00	\$450	\$112.50	\$517.50

	TRIMMING EXISTING TREE, OVER 18" TO 24" / U						
	802009M	2022Q2	4	12.00	\$15,091	\$1,257.58	\$793.18
			4	12.00	\$15,091	\$1,257.58	\$793.18

WEIGHTED AVERAGE ITEM PRICE REPORT
 BY REGION, ITEM, AND QUARTER

REGION	ITEM	CALENDAR QUARTER	NUMBER OF OCCUR'S	TOTAL QUANTITY	TOTAL DOLLARS	AVERAGE AWARDED PRICE	AVERAGE OF LOW 3 BIDDERS
C	TRIMMING EXISTING TREE, OVER 24" TO 30" / U						
	802012M	2022Q2	2	4.00	\$875	\$218.75	\$1,082.58
			2	4.00	\$875	\$218.75	\$1,082.58
	TRIMMING EXISTING TREE, OVER 30" TO 36" / U						
	802015M	2022Q2	1	3.00	\$75	\$25.00	\$72.50
			1	3.00	\$75	\$25.00	\$72.50
	TRIMMING EXISTING TREE, OVER 36" DIAMETE / U						
	802018M	2022Q2	1	3.00	\$75	\$25.00	\$72.50
			1	3.00	\$75	\$25.00	\$72.50
	TREE REMOVAL, OVER 6" TO 12" DIAMETER / U						
	802021M	2022Q2	3	41.00	\$16,495	\$402.32	\$541.55
			3	41.00	\$16,495	\$402.32	\$541.55
	TREE REMOVAL, OVER 12" TO 18" DIAMETER / U						
	802024M	2022Q2	3	10.00	\$5,560	\$556.00	\$677.00
			3	10.00	\$5,560	\$556.00	\$677.00
	TREE REMOVAL, OVER 18" TO 24" DIAMETER / U						
	802027M	2022Q2	4	14.00	\$16,020	\$1,144.29	\$1,340.52
			4	14.00	\$16,020	\$1,144.29	\$1,340.52
	TREE REMOVAL, OVER 24" TO 30" DIAMETER / U						
	802030M	2022Q2	4	12.00	\$15,015	\$1,251.25	\$1,716.56
			4	12.00	\$15,015	\$1,251.25	\$1,716.56

WEIGHTED AVERAGE ITEM PRICE REPORT
 BY REGION, ITEM, AND QUARTER

REGION	ITEM	CALENDAR QUARTER	NUMBER OF OCCUR'S	TOTAL QUANTITY	TOTAL DOLLARS	AVERAGE AWARDED PRICE	AVERAGE OF LOW 3 BIDDERS
C	TREE REMOVAL, OVER 30" TO 36" DIAMETER / U						
	802033M	2022Q2	2	11.00	\$13,750	\$1,250.00	\$1,540.91
			2	11.00	\$13,750	\$1,250.00	\$1,540.91
	TREE REMOVAL, OVER 36" DIAMETER / U						
	802036M	2022Q2	1	3.00	\$4,500	\$1,500.00	\$900.00
			1	3.00	\$4,500	\$1,500.00	\$900.00
	PREPARATION OF EXISTING SOIL / SY						
	803006M	2022Q2	1	1,241.00	\$5,460	\$4.40	\$4.47
			1	1,241.00	\$5,460	\$4.40	\$4.47
	TOPSOIL SPREADING ___" THICK / SY						
	804000P	2021Q4	2	6,666.00	\$5,048	\$0.76	\$3.49
		2022Q1	3	11,253.00	\$18,809	\$1.67	\$3.01
		2022Q2	10	87,822.00	\$489,946	\$5.58	\$5.19
			15	105,741.00	\$513,803	\$4.86	\$4.85
	SUBSOIL / CY						
	804001P	2022Q2	1	619.00	\$6	\$0.01	\$33.34
			1	619.00	\$6	\$0.01	\$33.34
	PLANT PIT SOIL / CY						
	804014P	2022Q2	4	429.00	\$25,357	\$59.11	\$71.03
			4	429.00	\$25,357	\$59.11	\$71.03

WEIGHTED AVERAGE ITEM PRICE REPORT
 BY REGION, ITEM, AND QUARTER

REGION	ITEM	CALENDAR QUARTER	NUMBER OF OCCUR'S	TOTAL QUANTITY	TOTAL DOLLARS	AVERAGE AWARDED PRICE	AVERAGE OF LOW 3 BIDDERS
C	BORROW TOPSOIL / CY						
	804015P	2021Q4	2	1,366.00	\$2,913	\$2.13	\$15.89
		2022Q1	3	1,574.00	\$8,113	\$5.15	\$6.80
		2022Q2	6	1,518.00	\$56,038	\$36.92	\$54.83
			11	4,458.00	\$67,063	\$15.04	\$25.94
	BIORETENTION SOIL MIXTURE / CY						
	804030P	2022Q2	1	205.00	\$16,400	\$80.00	\$87.33
			1	205.00	\$16,400	\$80.00	\$87.33
	TURF REPAIR STRIP / LF						
	805003M	2021Q4	2	7,000.00	\$7,050	\$1.01	\$3.95
		2022Q1	4	9,040.00	\$23,025	\$2.55	\$2.69
		2022Q2	3	2,099.00	\$48,096	\$22.91	\$13.79
			9	18,139.00	\$78,171	\$4.31	\$4.46
	STABILIZED TURF / SY						
	805005M	2022Q2	1	6.00	\$330	\$55.00	\$70.00
			1	6.00	\$330	\$55.00	\$70.00
	FERTILIZING AND SEEDING, TYPE A / SY						
	806003P	2021Q4	1	5,000.00	\$50	\$0.01	\$0.42
		2022Q1	1	5,000.00	\$50	\$0.01	\$0.18
		2022Q2	1	38.00	\$114	\$3.00	\$4.67
			3	10,038.00	\$214	\$0.02	\$0.31
	FERTILIZING AND SEEDING, TYPE A-3 / SY						
	806006P	2021Q4	1	1,666.00	\$1,250	\$0.75	\$0.75

(item continued)

WEIGHTED AVERAGE ITEM PRICE REPORT
 BY REGION, ITEM, AND QUARTER

REGION	ITEM	CALENDAR QUARTER	NUMBER OF OCCUR'S	TOTAL QUANTITY	TOTAL DOLLARS	AVERAGE AWARDED PRICE	AVERAGE OF LOW 3 BIDDERS
C	FERTILIZING AND SEEDING, TYPE A-3 / SY						
	806006P	2022Q1	2	6,253.00	\$4,690	\$0.75	\$0.97
		2022Q2	6	34,084.00	\$56,589	\$1.66	\$1.61
			9	42,003.00	\$62,528	\$1.49	\$1.48
	FERTILIZING AND SEEDING, TYPE F / SY						
	806018P	2022Q2	4	11,557.00	\$18,324	\$1.59	\$1.67
			4	11,557.00	\$18,324	\$1.59	\$1.67
	FERTILIZING AND SEEDING, TYPE R / SY						
	806020P	2022Q2	1	63.00	\$331	\$5.25	\$7.50
			1	63.00	\$331	\$5.25	\$7.50
	FERTILIZING AND SEEDING, TYPE PINELANDS / SY						
	806027P	2022Q2	1	1,004.00	\$2,159	\$2.15	\$2.52
			1	1,004.00	\$2,159	\$2.15	\$2.52
	WILDFLOWER SEEDING / SY						
	806030P	2022Q2	4	6,044.00	\$18,325	\$3.03	\$3.86
			4	6,044.00	\$18,325	\$3.03	\$3.86
	FERTILIZING AND SEEDING, LOW MAINTENANCE / SY						
	806033P	2022Q2	3	54,908.00	\$88,658	\$1.61	\$1.85
			3	54,908.00	\$88,658	\$1.61	\$1.85
	TOPSOIL STABILIZATION, TYPE 1 MAT / SY						
	807003M	2022Q2	1	21.00	\$231	\$11.00	\$14.50
			1	21.00	\$231	\$11.00	\$14.50

WEIGHTED AVERAGE ITEM PRICE REPORT
 BY REGION, ITEM, AND QUARTER

REGION	ITEM	CALENDAR QUARTER	NUMBER OF OCCUR'S	TOTAL QUANTITY	TOTAL DOLLARS	AVERAGE AWARDED PRICE	AVERAGE OF LOW 3 BIDDERS
C	TOPSOIL STABILIZATION, TYPE 4 MAT / SY						
	807012M	2022Q2	1	500.00	\$2,150	\$4.30	\$5.60
			1	500.00	\$2,150	\$4.30	\$5.60

	STRAW MULCHING / SY						
	809003M	2021Q4	2	6,666.00	\$1,300	\$0.19	\$0.50
		2022Q1	3	11,253.00	\$4,740	\$0.42	\$0.48
		2022Q2	7	20,656.00	\$25,295	\$1.22	\$1.09
			12	38,575.00	\$31,334	\$0.81	\$0.81

	FIBER MULCHING / SY						
	809006M	2022Q2	3	78,630.00	\$86,100	\$1.10	\$1.71
			3	78,630.00	\$86,100	\$1.10	\$1.71

	GRAVEL MULCHING / SY						
	809012M	2022Q2	1	287.00	\$1,794	\$6.25	\$11.67
			1	287.00	\$1,794	\$6.25	\$11.67

	WOOD MULCHING / SY						
	809018M	2022Q2	3	3,646.00	\$4,486	\$1.23	\$3.26
			3	3,646.00	\$4,486	\$1.23	\$3.26

	WOOD MULCHING, 2" THICK / SY						
	809021M	2022Q2	1	2,749.00	\$2,749	\$1.00	\$1.92
			1	2,749.00	\$2,749	\$1.00	\$1.92

WEIGHTED AVERAGE ITEM PRICE REPORT
 BY REGION, ITEM, AND QUARTER

REGION	ITEM	CALENDAR QUARTER	NUMBER OF OCCUR'S	TOTAL QUANTITY	TOTAL DOLLARS	AVERAGE AWARDED PRICE	AVERAGE OF LOW 3 BIDDERS
C	MOWING / ACRE						
	810003M	2022Q2	2	34.00	\$14,940	\$439.41	\$425.88
			2	34.00	\$14,940	\$439.41	\$425.88
	MOWING / SY						
	810006M	2022Q2	1	250.00	\$2,500	\$10.00	\$9.00
			1	250.00	\$2,500	\$10.00	\$9.00
	LARGE DECIDUOUS TREE, 3-3 1/2" CALIPER, / U						
	811003M	2022Q2	1	27.00	\$21,195	\$785.00	\$878.33
			1	27.00	\$21,195	\$785.00	\$878.33
	LARGE DECIDUOUS TREE, 2 1/2-3" CALIPER, / U						
	811004M	2022Q2	1	70.00	\$36,750	\$525.00	\$608.33
			1	70.00	\$36,750	\$525.00	\$608.33
	LARGE DECIDUOUS TREE, 2-2 1/2" CALIPER, / U						
	811006M	2022Q2	2	58.00	\$35,900	\$618.97	\$704.97
			2	58.00	\$35,900	\$618.97	\$704.97
	LARGE DECID TREE 10-12' HIGH, MULTI STEM / U						
	811016M	2022Q2	2	58.00	\$36,765	\$633.88	\$701.98
			2	58.00	\$36,765	\$633.88	\$701.98
	SMALL DECIDUOUS TREE, 2-2 1/2" CALIPER, / U						
	811024M	2022Q2	1	47.00	\$25,850	\$550.00	\$540.00
			1	47.00	\$25,850	\$550.00	\$540.00

WEIGHTED AVERAGE ITEM PRICE REPORT
 BY REGION, ITEM, AND QUARTER

REGION	ITEM	CALENDAR QUARTER	NUMBER OF OCCUR'S	TOTAL QUANTITY	TOTAL DOLLARS	AVERAGE AWARDED PRICE	AVERAGE OF LOW 3 BIDDERS
C	SMALL DECIDUOUS TREE, 6-7' HIGH B&B / U						
	811029M	2022Q2	2	19.00	\$10,765	\$566.58	\$554.65
			2	19.00	\$10,765	\$566.58	\$554.65
	SMALL DECIDUOUS TREE, 7-8' HIGH, B&B / U						
	811031M	2022Q2	1	48.00	\$31,200	\$650.00	\$633.33
			1	48.00	\$31,200	\$650.00	\$633.33
	EVERGREEN TREE, 7-8' HIGH B&B / U						
	811037M	2022Q2	2	122.00	\$71,075	\$582.58	\$604.78
			2	122.00	\$71,075	\$582.58	\$604.78
	EVERGREEN TREE, 6-7' HIGH, B&B / U						
	811039M	2022Q2	1	20.00	\$9,400	\$470.00	\$531.67
			1	20.00	\$9,400	\$470.00	\$531.67
	DECIDUOUS SHRUB, 18-24" HIGH, #3 CONTAIN / U						
	811063M	2022Q2	1	45.00	\$2,700	\$60.00	\$90.00
			1	45.00	\$2,700	\$60.00	\$90.00
	DECIDUOUS SHRUB, 24-36" HIGH, CONTAINER / U						
	811067M	2022Q2	1	1,512.00	\$97,524	\$64.50	\$73.17
			1	1,512.00	\$97,524	\$64.50	\$73.17
	EVERGREEN SHRUB, 18-24" HIGH, #3 CONTAIN / U						
	811078M	2022Q2	1	170.00	\$10,030	\$59.00	\$71.33
			1	170.00	\$10,030	\$59.00	\$71.33

WEIGHTED AVERAGE ITEM PRICE REPORT
 BY REGION, ITEM, AND QUARTER

REGION	ITEM	CALENDAR QUARTER	NUMBER OF OCCUR'S	TOTAL QUANTITY	TOTAL DOLLARS	AVERAGE AWARDED PRICE	AVERAGE OF LOW 3 BIDDERS
C	PERENNIAL, 2" PLUG / U						
	811120M	2022Q2	1	18,034.00	\$82,956	\$4.60	\$4.37
			1	18,034.00	\$82,956	\$4.60	\$4.37
	BULB / U						
	811123M	2022Q2	2	26,419.00	\$27,671	\$1.05	\$4.13
			2	26,419.00	\$27,671	\$1.05	\$4.13
	PLANT ESTABLISHMENT PERIOD / LS						
	811138M	2022Q2	4	4.00	\$27,400	\$6,850.00	\$19,220.83
			4	4.00	\$27,400	\$6,850.00	\$19,220.83
	WATERING / MG						
	811165M	2022Q2	4	114.00	\$32,570	\$285.70	\$304.33
			4	114.00	\$32,570	\$285.70	\$304.33
	MISCELLANEOUS CONCRETE / CY						
	903006M	2022Q2	1	40.00	\$10,000	\$250.00	\$150.00
			1	40.00	\$10,000	\$250.00	\$150.00
	INSPECTION OF UNITS / U						
	MMA001M	2022Q2	1	25.00	\$25,000	\$1,000.00	\$1,000.00
			1	25.00	\$25,000	\$1,000.00	\$1,000.00
	BRIDGE HEADER REPAIR / LF						
	MMB070M	2021Q4	1	2,034.00	\$581,724	\$286.00	\$223.00
			1	2,034.00	\$581,724	\$286.00	\$223.00

WEIGHTED AVERAGE ITEM PRICE REPORT
 BY REGION, ITEM, AND QUARTER

REGION	ITEM	CALENDAR QUARTER	NUMBER OF OCCUR'S	TOTAL QUANTITY	TOTAL DOLLARS	AVERAGE AWARDED PRICE	AVERAGE OF LOW 3 BIDDERS
C	REPAIR CONCRETE CURB / LF						
	MMB077M	2021Q4	1	175.00	\$20,125	\$115.00	\$131.67
			1	175.00	\$20,125	\$115.00	\$131.67
	FLOODLIGHTS FOR NIGHTTIME OPERATION / U						
	MMB085M	2021Q4	1	8.00	\$8,000	\$1,000.00	\$1,333.33
			1	8.00	\$8,000	\$1,000.00	\$1,333.33
	DECK JOINT RESEAL (SILICON) / LF						
	MMB087M	2021Q4	1	4,638.00	\$324,660	\$70.00	\$78.33
			1	4,638.00	\$324,660	\$70.00	\$78.33
	DECK JOINT REPAIR / LF						
	MMB089M	2021Q4	1	5,630.00	\$1,019,030	\$181.00	\$173.67
			1	5,630.00	\$1,019,030	\$181.00	\$173.67
	DECK JOINT RESEAL (RUBBER ASPHALT) / LF						
	MMB090M	2021Q4	1	2,418.00	\$12,090	\$5.00	\$20.67
			1	2,418.00	\$12,090	\$5.00	\$20.67
	FORCE ACCOUNT LABOR, EQUIPMENT & MATERIA / DOLL						
	MMB091M	2022Q2	1	80,000.00	\$80,000	\$1.00	\$1.00
			1	80,000.00	\$80,000	\$1.00	\$1.00
	CREW COORDINATOR / HOUR						
	MMB092M	2021Q4	4	550.00	\$68,750	\$125.00	\$125.00
			4	550.00	\$68,750	\$125.00	\$125.00

WEIGHTED AVERAGE ITEM PRICE REPORT
 BY REGION, ITEM, AND QUARTER

REGION	ITEM	CALENDAR QUARTER	NUMBER OF OCCUR'S	TOTAL QUANTITY	TOTAL DOLLARS	AVERAGE AWARDED PRICE	AVERAGE OF LOW 3 BIDDERS
C	LANE CLOSURES / HOUR						
	MMB172M	2021Q4	5	30,500.00	\$926,120	\$30.36	\$12.41
			5	30,500.00	\$926,120	\$30.36	\$12.41
	SOLID WASTE DISPOSAL / DOLL						
	MMB173M	2021Q4	5	138,500.00	\$138,500	\$1.00	\$1.00
			5	138,500.00	\$138,500	\$1.00	\$1.00
	REPAIR CATEGORY "A" / HOUR						
	MMB181M	2022Q2	1	165.00	\$297,000	\$1,800.00	\$1,775.00
			1	165.00	\$297,000	\$1,800.00	\$1,775.00
	DIVING CREW / HOUR						
	MMB185M	2021Q4	1	2,200.00	\$792,396	\$360.18	\$421.59
			1	2,200.00	\$792,396	\$360.18	\$421.59
	LABOR CREW / HOUR						
	MMB186M	2021Q4	13	42,325.00	\$22,019,375	\$520.25	\$565.00
			13	42,325.00	\$22,019,375	\$520.25	\$565.00
	RETROFIT COVER PLATE FOR INLET CURB PIEC / U						
	MMD042M	2021Q4	1	10.00	\$4,000	\$400.00	\$375.00
		2022Q1	1	10.00	\$4,000	\$400.00	\$312.33
			2	20.00	\$8,000	\$400.00	\$343.67
	CONDUIT CLEARING / LF						
	MME002M	2022Q1	1	400.00	\$4,000	\$10.00	\$19.50
			1	400.00	\$4,000	\$10.00	\$19.50

WEIGHTED AVERAGE ITEM PRICE REPORT
 BY REGION, ITEM, AND QUARTER

REGION	ITEM	CALENDAR QUARTER	NUMBER OF OCCUR'S	TOTAL QUANTITY	TOTAL DOLLARS	AVERAGE AWARDED PRICE	AVERAGE OF LOW 3 BIDDERS
C	FOUNDATION REMOVAL, ELECTRICAL / U						
	MME008M	2022Q1	1	150.00	\$63,750	\$425.00	\$462.50
			1	150.00	\$63,750	\$425.00	\$462.50
	TRANSITE JUNCTION BOX REMOVAL / U						
	MME009M	2022Q1	1	75.00	\$30,000	\$400.00	\$600.00
			1	75.00	\$30,000	\$400.00	\$600.00
	TROUBLESHOOTING / MH						
	MME010M	2022Q1	1	175.00	\$52,500	\$300.00	\$524.50
			1	175.00	\$52,500	\$300.00	\$524.50
	BASE DOOR, TYPE T/C / U						
	MME011M	2022Q1	1	10.00	\$900	\$90.00	\$143.50
			1	10.00	\$900	\$90.00	\$143.50
	BASE DOOR, TYPE K / U						
	MME012M	2022Q1	1	10.00	\$950	\$95.00	\$150.00
			1	10.00	\$950	\$95.00	\$150.00
	BASE DOOR, TYPE P / U						
	MME013M	2022Q1	1	10.00	\$850	\$85.00	\$137.00
			1	10.00	\$850	\$85.00	\$137.00
	PEDESTRIAN LED INSTALLATION / U						
	MME015M	2022Q1	1	3.00	\$1,020	\$340.00	\$380.50
			1	3.00	\$1,020	\$340.00	\$380.50

WEIGHTED AVERAGE ITEM PRICE REPORT
 BY REGION, ITEM, AND QUARTER

REGION	ITEM	CALENDAR QUARTER	NUMBER OF OCCUR'S	TOTAL QUANTITY	TOTAL DOLLARS	AVERAGE AWARDED PRICE	AVERAGE OF LOW 3 BIDDERS
C	HIGHWAY LIGHTING BALLAST INSTALLATION / U						
	MME017M	2022Q1	1	10.00	\$4,500	\$450.00	\$450.00
			1	10.00	\$4,500	\$450.00	\$450.00
	HIGHWAY LIGHTING RELAMPING / U						
	MME024M	2022Q1	1	75.00	\$22,500	\$300.00	\$275.00
			1	75.00	\$22,500	\$300.00	\$275.00
	BASE DOOR, TYPE L / U						
	MME026M	2022Q1	1	20.00	\$1,200	\$60.00	\$124.50
			1	20.00	\$1,200	\$60.00	\$124.50
	PEC REPLACEMENT / U						
	MME027M	2022Q1	1	5.00	\$325	\$65.00	\$182.00
			1	5.00	\$325	\$65.00	\$182.00
	SIGN LUMINAIRE INSTALLATION / U						
	MME055M	2022Q1	1	175.00	\$428,750	\$2,450.00	\$2,226.50
			1	175.00	\$428,750	\$2,450.00	\$2,226.50
	LED TYPE R-ARROW-R / U						
	MME068M	2022Q1	1	50.00	\$5,500	\$110.00	\$185.50
			1	50.00	\$5,500	\$110.00	\$185.50
	LED TYPE A-ARROW-R / U						
	MME069M	2022Q1	1	50.00	\$5,500	\$110.00	\$185.50
			1	50.00	\$5,500	\$110.00	\$185.50

WEIGHTED AVERAGE ITEM PRICE REPORT
 BY REGION, ITEM, AND QUARTER

REGION	ITEM	CALENDAR QUARTER	NUMBER OF OCCUR'S	TOTAL QUANTITY	TOTAL DOLLARS	AVERAGE AWARDED PRICE	AVERAGE OF LOW 3 BIDDERS
C	LED TYPE G-ARROW-R / U						
	MME070M	2022Q1	1	50.00	\$5,500	\$110.00	\$185.50
			1	50.00	\$5,500	\$110.00	\$185.50
	LED TYPE A/G-ARROW-R / U						
	MME071M	2022Q1	1	45.00	\$7,425	\$165.00	\$249.00
			1	45.00	\$7,425	\$165.00	\$249.00
	TRAFFIC DIRECTORS / MH						
	MME084M	2022Q1	1	350.00	\$29,750	\$85.00	\$105.00
			1	350.00	\$29,750	\$85.00	\$105.00
	VISOR REPLACEMENT / U						
	MME085M	2022Q1	1	45.00	\$2,925	\$65.00	\$92.50
			1	45.00	\$2,925	\$65.00	\$92.50
	ROADWAY JUNCTION BOX / U						
	MME090M	2022Q1	1	1.00	\$350	\$350.00	\$675.00
			1	1.00	\$350	\$350.00	\$675.00
	LED TYPE 12 RAG / U						
	MME091M	2022Q1	1	425.00	\$148,750	\$350.00	\$499.00
			1	425.00	\$148,750	\$350.00	\$499.00
	LED TYPE 8 RAG / U						
	MME092M	2022Q1	1	350.00	\$119,000	\$340.00	\$485.50
			1	350.00	\$119,000	\$340.00	\$485.50

WEIGHTED AVERAGE ITEM PRICE REPORT
 BY REGION, ITEM, AND QUARTER

REGION	ITEM	CALENDAR QUARTER	NUMBER OF OCCUR'S	TOTAL QUANTITY	TOTAL DOLLARS	AVERAGE AWARDED PRICE	AVERAGE OF LOW 3 BIDDERS
C	LIGHTING ASSEMBLIES, TYPE L-R-X / U						
	MME093M	2022Q1	1	2.00	\$920	\$460.00	\$833.00
			1	2.00	\$920	\$460.00	\$833.00
	LIGHTING ASSEMBLIES, TYPE L-R-CF / U						
	MME094M	2022Q1	1	2.00	\$920	\$460.00	\$833.00
			1	2.00	\$920	\$460.00	\$833.00
	LIGHTING ASSEMBLIES, TYPE L-R-V-X / U						
	MME095M	2022Q1	1	2.00	\$1,900	\$950.00	\$1,459.50
			1	2.00	\$1,900	\$950.00	\$1,459.50
	LIGHTING ASSEMBLIES, TYPE L-R-MG / U						
	MME096M	2022Q1	1	2.00	\$2,170	\$1,085.00	\$1,539.50
			1	2.00	\$2,170	\$1,085.00	\$1,539.50
	LIGHTING ASSEMBLIES, TYPE L-R-U-W / U						
	MME097M	2022Q1	1	2.00	\$4,000	\$2,000.00	\$2,539.00
			1	2.00	\$4,000	\$2,000.00	\$2,539.00
	LIGHTING ASSEMBLIES, TYPE L-R-U-P / U						
	MME098M	2022Q1	1	2.00	\$4,000	\$2,000.00	\$2,177.50
			1	2.00	\$4,000	\$2,000.00	\$2,177.50
	TOWER RELAMPING / U						
	MME100M	2022Q1	1	8.00	\$13,200	\$1,650.00	\$5,109.50
			1	8.00	\$13,200	\$1,650.00	\$5,109.50

WEIGHTED AVERAGE ITEM PRICE REPORT
 BY REGION, ITEM, AND QUARTER

REGION	ITEM	CALENDAR QUARTER	NUMBER OF OCCUR'S	TOTAL QUANTITY	TOTAL DOLLARS	AVERAGE AWARDED PRICE	AVERAGE OF LOW 3 BIDDERS
C	TOWER LUMINAIRE INSTALLATION / U						
	MME101M	2022Q1	1	8.00	\$17,960	\$2,245.00	\$2,242.00
			1	8.00	\$17,960	\$2,245.00	\$2,242.00
	LIGHTING ASSEMBLIES INSTALLATION / U						
	MME102M	2022Q1	1	70.00	\$35,000	\$500.00	\$555.00
			1	70.00	\$35,000	\$500.00	\$555.00
	LIGHTING ASSEMBLIES, TYPE L-R-40-Y / U						
	MME103M	2022Q1	1	2.00	\$880	\$440.00	\$806.50
			1	2.00	\$880	\$440.00	\$806.50
	FUSE KITS / U						
	MME108M	2022Q1	1	75.00	\$5,625	\$75.00	\$192.00
			1	75.00	\$5,625	\$75.00	\$192.00
	FOUNDATION, TYPE PBI / U						
	MME122M	2022Q1	1	10.00	\$2,500	\$250.00	\$275.00
			1	10.00	\$2,500	\$250.00	\$275.00
	ADA Push Button Installation / U						
	MME139M	2022Q1	1	40.00	\$8,400	\$210.00	\$315.50
			1	40.00	\$8,400	\$210.00	\$315.50
	RADAR DETECTION SYSTEM, 1 RADAR / U						
	MME143M	2021Q4	1	1.00	\$19,215	\$19,215.00	\$13,521.67

(item continued)

WEIGHTED AVERAGE ITEM PRICE REPORT
 BY REGION, ITEM, AND QUARTER

REGION	ITEM	CALENDAR QUARTER	NUMBER OF OCCUR'S	TOTAL QUANTITY	TOTAL DOLLARS	AVERAGE AWARDED PRICE	AVERAGE OF LOW 3 BIDDERS
C	RADAR DETECTION SYSTEM, 1 RADAR / U						
	MME143M	2022Q1	1	1.00	\$13,755	\$13,755.00	\$12,751.67
			2	2.00	\$32,970	\$16,485.00	\$13,136.67
	RADAR DETECTION SYSTEM, 2 RADAR / U						
	MME144M	2021Q4	1	4.00	\$71,400	\$17,850.00	\$19,500.00
		2022Q1	1	11.00	\$225,225	\$20,475.00	\$19,725.00
			2	15.00	\$296,625	\$19,775.00	\$19,665.00
	RADAR DETECTION SYSTEM, 3 RADAR / U						
	MME145M	2021Q4	1	1.00	\$27,405	\$27,405.00	\$29,451.67
		2022Q1	2	3.00	\$91,560	\$30,520.00	\$29,395.56
			3	4.00	\$118,965	\$29,741.25	\$29,409.58
	RADAR DETECTION SYSTEM, 4 RADAR / U						
	MME146M	2021Q4	1	1.00	\$35,700	\$35,700.00	\$38,866.67
		2022Q1	1	2.00	\$82,110	\$41,055.00	\$38,851.67
			2	3.00	\$117,810	\$39,270.00	\$38,856.67
	POLE BRIDGE REPLACEMENT / EACH						
	MME149M	2022Q1	1	40.00	\$136,000	\$3,400.00	\$2,547.50
			1	40.00	\$136,000	\$3,400.00	\$2,547.50
	TRAFFIC CONTROL TRUCK WITH MOUNTED CRASH / DAY						
	MMG008M	2021Q4	1	500.00	\$500	\$1.00	\$1.00
		2022Q1	1	500.00	\$500	\$1.00	\$0.67
			2	1,000.00	\$1,000	\$1.00	\$0.84

WEIGHTED AVERAGE ITEM PRICE REPORT
 BY REGION, ITEM, AND QUARTER

REGION	ITEM	CALENDAR QUARTER	NUMBER OF OCCUR'S	TOTAL QUANTITY	TOTAL DOLLARS	AVERAGE AWARDED PRICE	AVERAGE OF LOW 3 BIDDERS
C	E-Z PASS / DOLL						
	MMG009M	2021Q4	2	8,575.00	\$8,575	\$1.00	\$1.00
			2	8,575.00	\$8,575	\$1.00	\$1.00

	TELEPHONE SERVICE / DOLL						
	MMG010M	2021Q4	5	7,000.00	\$7,000	\$1.00	\$1.00
		2022Q2	1	1,500.00	\$1,500	\$1.00	\$1.00
			6	8,500.00	\$8,500	\$1.00	\$1.00

	Adjustment Factor - Normal Working Hours / PCT						
	MMG011M	2022Q2	1	2,586,206.00	\$2,327,585	\$0.90	\$0.98
			1	2,586,206.00	\$2,327,585	\$0.90	\$0.98

	FIELD OFFICE EQUIPMENT / DOLL						
	MMG018M	2022Q2	2	1,500.00	\$1,500	\$1.00	\$1.00
			2	1,500.00	\$1,500	\$1.00	\$1.00

	OVERTIME DIFFERENTIAL (OD) / DOLL						
	MMG025M	2021Q4	5	465,000.00	\$465,000	\$1.00	\$1.00
			5	465,000.00	\$465,000	\$1.00	\$1.00

	STEEL POST FOR END TREATMENT / U						
	MMG030M	2022Q2	1	110.00	\$44,000	\$400.00	\$260.00
			1	110.00	\$44,000	\$400.00	\$260.00

	ATTACHMENT TO STRUCTURE / LF						
	MMG032M	2022Q2	2	20.00	\$1,510	\$75.50	\$88.00
			2	20.00	\$1,510	\$75.50	\$88.00

WEIGHTED AVERAGE ITEM PRICE REPORT
 BY REGION, ITEM, AND QUARTER

REGION	ITEM	CALENDAR QUARTER	NUMBER OF OCCUR'S	TOTAL QUANTITY	TOTAL DOLLARS	AVERAGE AWARDED PRICE	AVERAGE OF LOW 3 BIDDERS
C	ATTACHMENT TO STRUCTURE / U						
	MMG033M	2022Q2	1	10.00	\$10	\$1.00	\$1.00
			1	10.00	\$10	\$1.00	\$1.00
	RIPRAP STONE SLOPE PROTECTION / T						
	MMG036M	2021Q4	1	50.00	\$500	\$10.00	\$37.33
		2022Q1	1	50.00	\$500	\$10.00	\$11.67
			2	100.00	\$1,000	\$10.00	\$24.50
	WORKER, TYPE "A" / HOUR						
	MMG054M	2021Q4	5	4,850.00	\$329,090	\$67.85	\$79.85
			5	4,850.00	\$329,090	\$67.85	\$79.85
	SCOOP TUNNEL VISOR / U						
	MMG055M	2022Q1	1	100.00	\$7,500	\$75.00	\$97.50
			1	100.00	\$7,500	\$75.00	\$97.50
	CRANE / MH						
	MMG056M	2022Q1	1	24.00	\$18,000	\$750.00	\$1,211.50
			1	24.00	\$18,000	\$750.00	\$1,211.50
	WORKER, TYPE "B" / HOUR						
	MMG057M	2021Q4	5	4,850.00	\$763,000	\$157.32	\$163.41
			5	4,850.00	\$763,000	\$157.32	\$163.41
	DISPOSAL OF REGULATED MATERIAL HAZARDOUS / DOLL						
	MMG064M	2021Q4	5	183,000.00	\$183,000	\$1.00	\$1.00
			5	183,000.00	\$183,000	\$1.00	\$1.00

WEIGHTED AVERAGE ITEM PRICE REPORT
 BY REGION, ITEM, AND QUARTER

REGION	ITEM	CALENDAR QUARTER	NUMBER OF OCCUR'S	TOTAL QUANTITY	TOTAL DOLLARS	AVERAGE AWARDED PRICE	AVERAGE OF LOW 3 BIDDERS
C	TRUCK DRIVER / HOUR						
	MMG078M	2021Q4	2	1,100.00	\$163,800	\$148.91	\$163.12
			2	1,100.00	\$163,800	\$148.91	\$163.12
	CONTAINMENT SYSTEM / LS						
	MMG082M	2021Q4	11	11.00	\$275,500	\$25,045.45	\$133,167
			11	11.00	\$275,500	\$25,045.45	\$133,167
	SSPC, BLAST/PRIME / LS						
	MMG083M	2021Q4	11	11.00	\$2,755,000	\$250,455	\$290,061
			11	11.00	\$2,755,000	\$250,455	\$290,061
	SSPC, STRIPE/INTERMEDIATE / LS						
	MMG084M	2021Q4	11	11.00	\$1,377,500	\$125,227	\$128,440
			11	11.00	\$1,377,500	\$125,227	\$128,440
	SSPC, FINISH / LS						
	MMG085M	2021Q4	11	11.00	\$991,800	\$90,163.64	\$62,751.82
			11	11.00	\$991,800	\$90,163.64	\$62,751.82
	TESTING, IF AND WHERE DIRECTED / DOLL						
	MMG086M	2021Q4	1	10,000.00	\$10,000	\$1.00	\$1.00
			1	10,000.00	\$10,000	\$1.00	\$1.00
	ADJUSTMENT FACTOR / PCT						
	MMG095M	2022Q2	1	11000000.00	\$9,326,900	\$0.85	\$0.86
			1	11,000,000	\$9,326,900	\$0.85	\$0.86

WEIGHTED AVERAGE ITEM PRICE REPORT
 BY REGION, ITEM, AND QUARTER

REGION	ITEM	CALENDAR QUARTER	NUMBER OF OCCUR'S	TOTAL QUANTITY	TOTAL DOLLARS	AVERAGE AWARDED PRICE	AVERAGE OF LOW 3 BIDDERS
C	BOLLARD / U						
	MMI003M	2022Q1	1	4.00	\$1,000	\$250.00	\$300.00
			1	4.00	\$1,000	\$250.00	\$300.00

	CONSTRUCTION LAYOUT / DAY						
	MMR001M	2021Q4	1	20.00	\$20	\$1.00	\$833.67
		2022Q1	1	20.00	\$20	\$1.00	\$0.67
			2	40.00	\$40	\$1.00	\$417.17

	SPECIAL MOBILIZATION / U						
	MMR005M	2022Q2	1	10.00	\$20,000	\$2,000.00	\$2,000.00
			1	10.00	\$20,000	\$2,000.00	\$2,000.00

	EMERGENCY MOBILIZATION / U						
	MMR006M	2021Q4	1	3.00	\$30,000	\$10,000.00	\$10,000.00
		2022Q1	1	3.00	\$30,000	\$10,000.00	\$10,000.00
		2022Q2	2	35.00	\$135,000	\$3,857.14	\$3,857.14
			4	41.00	\$195,000	\$4,756.10	\$4,756.10

	ATTACHMENT TO STRUCTURE, TYPE A / U						
	MMR047M	2022Q2	1	10.00	\$28,000	\$2,800.00	\$2,000.00
			1	10.00	\$28,000	\$2,800.00	\$2,000.00

	ATTACHMENT TO STRUCTURE, TYPE B / U						
	MMR048M	2022Q2	1	10.00	\$1,100	\$110.00	\$130.00
			1	10.00	\$1,100	\$110.00	\$130.00

WEIGHTED AVERAGE ITEM PRICE REPORT
 BY REGION, ITEM, AND QUARTER

REGION	ITEM	CALENDAR QUARTER	NUMBER OF OCCUR'S	TOTAL QUANTITY	TOTAL DOLLARS	AVERAGE AWARDED PRICE	AVERAGE OF LOW 3 BIDDERS
C	BUFFER END PIECES FOR END TREATMENTS / U						
	MMR055M	2022Q2	1	30.00	\$1,500	\$50.00	\$47.50
			1	30.00	\$1,500	\$50.00	\$47.50
	WOODEN POSTS FOR END TREATMENTS / U						
	MMR056M	2022Q2	1	40.00	\$20,000	\$500.00	\$267.50
			1	40.00	\$20,000	\$500.00	\$267.50
	RAIL ELEMENTS FOR END TREATMENTS / U						
	MMR057M	2022Q2	1	110.00	\$187,000	\$1,700.00	\$1,600.00
			1	110.00	\$187,000	\$1,700.00	\$1,600.00
	REFLECTIVE SHEETING FOR END TREATMENTS / SF						
	MMR058M	2022Q2	1	75.00	\$750	\$10.00	\$5.50
			1	75.00	\$750	\$10.00	\$5.50
	FLASHING ARROW BOARD, 4' X 8' / DAY						
	MMR060M	2021Q4	1	100.00	\$100	\$1.00	\$6.67
		2022Q1	1	100.00	\$100	\$1.00	\$0.67
			2	200.00	\$200	\$1.00	\$3.67
	PORTABLE VARIABLE MESSAGE SIGN / DAY						
	MMR061M	2021Q4	1	140.00	\$140	\$1.00	\$7.33
		2022Q1	1	140.00	\$140	\$1.00	\$400.67
			2	280.00	\$280	\$1.00	\$204.00

WEIGHTED AVERAGE ITEM PRICE REPORT
 BY REGION, ITEM, AND QUARTER

REGION	ITEM	CALENDAR QUARTER	NUMBER OF OCCUR'S	TOTAL QUANTITY	TOTAL DOLLARS	AVERAGE AWARDED PRICE	AVERAGE OF LOW 3 BIDDERS
C	REMOVAL OF LONG LIFE PATTERNED CONTRAST / LF						
	MMR065M	2021Q4	1	5,000.00	\$5,000	\$1.00	\$1.50
			1	5,000.00	\$5,000	\$1.00	\$1.50
	REMOVAL OF TRAFFIC MARKINGS, LINES / LF						
	MMR067M	2021Q4	1	251,404.00	\$100,562	\$0.40	\$0.58
			1	251,404.00	\$100,562	\$0.40	\$0.58
	NON-VEGETATIVE SURFACE, POLYESTER MATTIN / SY						
	MMR073M	2022Q2	1	100.00	\$3,500	\$35.00	\$18.00
			1	100.00	\$3,500	\$35.00	\$18.00
	GUIDE RAIL EXTRUDERS / U						
	MMR076M	2022Q2	1	15.00	\$12,000	\$800.00	\$775.00
			1	15.00	\$12,000	\$800.00	\$775.00
	MOBILIZATION OF MILL & HMA PAVING EQUIP. / U						
	MMR077M	2021Q4	1	25.00	\$375,000	\$15,000.00	\$15,000.00
		2022Q1	1	25.00	\$375,000	\$15,000.00	\$15,000.00
			2	50.00	\$750,000	\$15,000.00	\$15,000.00
	CLEARING SITE / LF						
	MMR080M	2021Q4	1	1,500,000.00	\$75,000	\$0.05	\$0.15
			1	1,500,000.00	\$75,000	\$0.05	\$0.15
	MOBILE RETROREFLECTOMETER SERVICE / LS						
	MMR083M	2021Q4	1	1.00	\$80,000	\$80,000.00	\$97,500.00
			1	1.00	\$80,000	\$80,000.00	\$97,500.00

WEIGHTED AVERAGE ITEM PRICE REPORT
 BY REGION, ITEM, AND QUARTER

REGION	ITEM	CALENDAR QUARTER	NUMBER OF OCCUR'S	TOTAL QUANTITY	TOTAL DOLLARS	AVERAGE AWARDED PRICE	AVERAGE OF LOW 3 BIDDERS
C	MICROMILLING / SY						
	MMR087M	2021Q4	1	1,000.00	\$5,000	\$5.00	\$7.33
		2022Q1	1	1,000.00	\$5,000	\$5.00	\$5.67
			2	2,000.00	\$10,000	\$5.00	\$6.50

	CONCRETE WASHOUT SYSTEM / U						
	MMR091M	2021Q4	1	2.00	\$40,000	\$20,000.00	\$7,366.67
		2022Q1	1	2.00	\$40,000	\$20,000.00	\$16,636.84
			2	4.00	\$80,000	\$20,000.00	\$12,001.76

	REGRADE BERM / SY						
	MMR096M	2021Q4	1	1,000.00	\$4,000	\$4.00	\$4.67
		2022Q1	2	1,459.00	\$4,377	\$3.00	\$7.71
			3	2,459.00	\$8,377	\$3.41	\$6.47

	VOID REDUCING ASPHALT MEMBRANE / LF						
	MMR113M	2022Q1	1	14,420.00	\$83,059	\$5.76	\$5.84
			1	14,420.00	\$83,059	\$5.76	\$5.84

	ASPHALT COLD PATCH / LB						
	MMR115M	2022Q2	1	500.00	\$5,000	\$10.00	\$5.50
			1	500.00	\$5,000	\$10.00	\$5.50

WEIGHTED AVERAGE ITEM PRICE REPORT
 BY REGION, ITEM, AND QUARTER

REGION	ITEM	CALENDAR QUARTER	NUMBER OF OCCUR'S	TOTAL QUANTITY	TOTAL DOLLARS	AVERAGE AWARDED PRICE	AVERAGE OF LOW 3 BIDDERS
N	FORCE ACCOUNT / DOLL						
	109006M	2021Q4	5	9,650,000.00	\$9,650,000	\$1.00	\$1.00
		2022Q1	4	310,380.00	\$310,380	\$1.00	\$1.00
		2022Q2	1	300,000.00	\$300,000	\$1.00	\$1.00
			10	10,260,380	\$10,260,380	\$1.00	\$1.00

	PERFORMANCE BOND AND PAYMENT BOND / DOLL						
	151006M	2021Q4	10	20,009.00	\$203,602	\$10.18	\$24.29
		2022Q1	10	12,009.00	\$270,225	\$22.50	\$20.65
		2022Q2	9	9.00	\$650,960	\$72,328.89	\$68,041.31
		2022Q3	1	1.00	\$45,000	\$45,000.00	\$46,333.33
			30	32,028.00	\$1,169,787	\$36.52	\$43.49

	OWNER'S AND CONTRACTOR'S PROTECTIVE LIAB / DOLL						
	152004P	2021Q4	2	2.00	\$4,000	\$2,000.01	\$5,983.34
			2	2.00	\$4,000	\$2,000.01	\$5,983.34

	RAILROAD PROTECTIVE LIABILITY INSURANCE / DOLL						
	152012P	2021Q4	2	25,001.00	\$31,036	\$1.24	\$1.21
		2022Q1	2	2.00	\$3,725	\$1,862.25	\$1,658.75
		2022Q2	1	1.00	\$6,000	\$6,000.00	\$4,333.33
			5	25,004.00	\$40,761	\$1.63	\$1.52

	POLLUTION LIABILITY INSURANCE / DOLL						
	152015P	2021Q4	10	10,009.00	\$81,002	\$8.09	\$14.06
		2022Q1	8	8.00	\$82,071	\$10,258.88	\$10,472.14
		2022Q2	9	9.00	\$77,503	\$8,611.44	\$9,921.86
		2022Q3	1	1.00	\$10,000	\$10,000.00	\$14,666.67
			28	10,027.00	\$250,576	\$24.99	\$32.76

WEIGHTED AVERAGE ITEM PRICE REPORT
 BY REGION, ITEM, AND QUARTER

REGION	ITEM	CALENDAR QUARTER	NUMBER OF OCCUR'S	TOTAL QUANTITY	TOTAL DOLLARS	AVERAGE AWARDED PRICE	AVERAGE OF LOW 3 BIDDERS
N	PROGRESS SCHEDULE / LS						
	153003P	2021Q4	3	3.00	\$27,445	\$9,148.33	\$10,827.22
		2022Q1	5	5.00	\$57,050	\$11,410.00	\$8,207.50
		2022Q2	8	8.00	\$86,835	\$10,854.38	\$13,131.52
		2022Q3	1	1.00	\$10,000	\$10,000.00	\$6,833.33
			-----	-----	-----	-----	-----
			17	17.00	\$181,330	\$10,666.47	\$10,906.16

	PROGRESS SCHEDULE UPDATE / U						
	153005M	2021Q4	3	40.00	\$33,360	\$834.00	\$905.50
		2022Q1	4	34.00	\$67,275	\$1,978.68	\$958.96
		2022Q2	8	119.00	\$55,298	\$464.69	\$474.36
		2022Q3	1	14.00	\$9,240	\$660.00	\$470.00
			-----	-----	-----	-----	-----
			16	207.00	\$165,173	\$797.94	\$636.98

	BAR CHART PROGRESS SCHEDULE AND UPDATES / LS						
	153009P	2022Q1	2	2.00	\$5,850	\$2,925.00	\$4,725.02
			-----	-----	-----	-----	-----
			2	2.00	\$5,850	\$2,925.00	\$4,725.02

	TRAINEES / HOUR						
	153011M	2021Q4	5	14,250.00	\$50,383	\$3.54	\$3.68
		2022Q1	2	2,380.00	\$126,040	\$52.96	\$17.66
		2022Q2	6	17,480.00	\$16,272	\$0.93	\$5.16
		2022Q3	1	1,220.00	\$12	\$0.01	\$31.67
			-----	-----	-----	-----	-----
			14	35,330.00	\$192,707	\$5.45	\$6.32

	MOBILIZATION / LS						
	154003P	2021Q4	4	4.00	\$4,235,133	\$1,058,783	\$1,383,324
		2022Q1	9	9.00	\$3,602,660	\$400,296	\$532,514
		2022Q2	8	8.00	\$10,673,148	\$1,334,144	\$1,531,296

(item continued)

WEIGHTED AVERAGE ITEM PRICE REPORT
 BY REGION, ITEM, AND QUARTER

REGION	ITEM	CALENDAR QUARTER	NUMBER OF OCCUR'S	TOTAL QUANTITY	TOTAL DOLLARS	AVERAGE AWARDED PRICE	AVERAGE OF LOW 3 BIDDERS
N	MOBILIZATION / LS						
	154003P	2022Q3	1	1.00	\$900,000	\$900,000	\$1,031,600
			22	22.00	\$19,410,941	\$882,315	\$1,073,086

	FIELD OFFICE TYPE B SET UP / U						
	155006M	2021Q4	1	1.00	\$15,000	\$15,000.00	\$23,333.33
		2022Q1	2	2.00	\$70,160	\$35,080.00	\$34,160.00
			3	3.00	\$85,160	\$28,386.67	\$30,551.11

	FIELD OFFICE TYPE D SET UP / U						
	155012M	2021Q4	3	3.00	\$123,000	\$41,000.00	\$44,222.22
		2022Q1	1	1.00	\$14,000	\$14,000.00	\$24,666.67
		2022Q2	1	1.00	\$30,000	\$30,000.00	\$34,792.31
			5	5.00	\$167,000	\$33,400.00	\$38,425.13

	FIELD OFFICE TYPE E SET UP / U						
	155015M	2021Q4	1	1.00	\$30,000	\$30,000.00	\$28,333.33
		2022Q1	3	3.00	\$155,000	\$51,666.67	\$39,888.89
		2022Q2	6	6.00	\$346,260	\$57,710.00	\$53,282.95
		2022Q3	1	1.00	\$35,000	\$35,000.00	\$31,666.67
			11	11.00	\$566,260	\$51,478.18	\$45,396.76

	FIELD OFFICE TYPE F SET UP / U						
	155018M	2022Q2	1	1.00	\$130,000	\$130,000	\$103,667
			1	1.00	\$130,000	\$130,000	\$103,667

	FIELD OFFICE TYPE B MAINTENANCE / MO						
	155024M	2021Q4	1	12.00	\$18,000	\$1,500.00	\$3,166.67

(item continued)

WEIGHTED AVERAGE ITEM PRICE REPORT
 BY REGION, ITEM, AND QUARTER

REGION	ITEM	CALENDAR QUARTER	NUMBER OF OCCUR'S	TOTAL QUANTITY	TOTAL DOLLARS	AVERAGE AWARDED PRICE	AVERAGE OF LOW 3 BIDDERS
N	FIELD OFFICE TYPE B MAINTENANCE / MO						
	155024M	2022Q1	2	24.00	\$113,520	\$4,730.00	\$4,511.67
			3	36.00	\$131,520	\$3,653.33	\$4,063.33
	FIELD OFFICE TYPE D MAINTENANCE / MO						
	155030M	2021Q4	3	76.00	\$346,025	\$4,552.96	\$3,872.92
		2022Q1	1	9.00	\$23,400	\$2,600.00	\$3,950.00
		2022Q2	1	28.00	\$98,000	\$3,500.00	\$4,014.03
			5	113.00	\$467,425	\$4,136.50	\$3,914.02
	FIELD OFFICE TYPE E MAINTENANCE / MO						
	155033M	2021Q4	1	15.00	\$45,000	\$3,000.00	\$2,666.67
		2022Q1	3	62.00	\$191,000	\$3,080.65	\$2,656.88
		2022Q2	6	173.00	\$585,190	\$3,382.60	\$3,275.92
		2022Q3	1	32.00	\$124,800	\$3,900.00	\$3,333.33
			11	282.00	\$945,990	\$3,354.57	\$3,113.93
	FIELD OFFICE TYPE F MAINTENANCE / MO						
	155036M	2022Q2	1	42.00	\$168,000	\$4,000.00	\$4,733.33
			1	42.00	\$168,000	\$4,000.00	\$4,733.33
	MATERIALS FIELD LABORATORY SET-UP / U						
	156003M	2022Q2	2	2.00	\$50,000	\$25,000.00	\$27,083.33
			2	2.00	\$50,000	\$25,000.00	\$27,083.33
	MATERIALS FIELD LABORATORY MAINTENANCE / MO						
	156006M	2022Q2	2	86.00	\$102,200	\$1,188.37	\$1,987.60
			2	86.00	\$102,200	\$1,188.37	\$1,987.60

WEIGHTED AVERAGE ITEM PRICE REPORT
 BY REGION, ITEM, AND QUARTER

REGION	ITEM	CALENDAR QUARTER	NUMBER OF OCCUR'S	TOTAL QUANTITY	TOTAL DOLLARS	AVERAGE AWARDED PRICE	AVERAGE OF LOW 3 BIDDERS
N	NUCLEAR DENSITY GAUGE / U						
	156015M	2022Q2	3	3.00	\$16,000	\$5,333.33	\$11,888.95
			3	3.00	\$16,000	\$5,333.33	\$11,888.95
	CONCRETE COMPRESSION TESTING EQUIPMENT / U						
	156021M	2022Q2	2	2.00	\$13,000	\$6,500.00	\$10,000.00
			2	2.00	\$13,000	\$6,500.00	\$10,000.00
	CONSTRUCTION LAYOUT / DOLL						
	157004M	2021Q4	3	3.00	\$125,000	\$41,666.67	\$102,222
		2022Q1	7	7.00	\$135,001	\$19,285.86	\$25,841.51
		2022Q2	8	8.00	\$1,695,594	\$211,949	\$204,652
		2022Q3	1	1.00	\$110,000	\$110,000	\$233,806
			19	19.00	\$2,065,595	\$108,716	\$124,136
	MONUMENT / U						
	157006M	2021Q4	1	1.00	\$5,000	\$5,000.00	\$2,340.00
		2022Q2	3	24.00	\$24,650	\$1,027.08	\$953.75
			4	25.00	\$29,650	\$1,186.00	\$1,009.20
	MONUMENT BOX / U						
	157009M	2021Q4	1	3.00	\$2,100	\$700.00	\$883.33
			1	3.00	\$2,100	\$700.00	\$883.33
	CAUTION FENCE / LF						
	158003M	2021Q4	1	374.00	\$2,057	\$5.50	\$7.17
		2022Q2	3	1,650.00	\$8,250	\$5.00	\$7.87
			4	2,024.00	\$10,307	\$5.09	\$7.74

WEIGHTED AVERAGE ITEM PRICE REPORT
 BY REGION, ITEM, AND QUARTER

REGION	ITEM	CALENDAR QUARTER	NUMBER OF OCCUR'S	TOTAL QUANTITY	TOTAL DOLLARS	AVERAGE AWARDED PRICE	AVERAGE OF LOW 3 BIDDERS
N	SILT FENCE / LF						
	158006M	2022Q1	4	6,442.00	\$14,830	\$2.30	\$1.95
			4	6,442.00	\$14,830	\$2.30	\$1.95

	HEAVY DUTY SILT FENCE, ORANGE / LF						
	158009M	2021Q4	3	16,390.00	\$107,317	\$6.55	\$6.59
		2022Q2	5	25,931.00	\$195,698	\$7.55	\$7.40
		2022Q3	1	1,691.00	\$11,837	\$7.00	\$7.67
			9	44,012.00	\$314,852	\$7.15	\$7.11

	HEAVY DUTY SILT FENCE, BLACK / LF						
	158012M	2022Q1	1	536.00	\$4,288	\$8.00	\$8.67
		2022Q2	3	9,411.00	\$82,116	\$8.73	\$10.05
			4	9,947.00	\$86,404	\$8.69	\$9.98

	HAYBALE / U						
	158015M	2021Q4	1	25.00	\$0	\$0.01	\$30.00
		2022Q2	4	683.00	\$11,320	\$16.57	\$18.21
			5	708.00	\$11,320	\$15.99	\$18.63

	HAYBALE CHECK DAM WITH TEMPORARY STONE O / LF						
	158018M	2021Q4	1	210.00	\$5,250	\$25.00	\$28.67
			1	210.00	\$5,250	\$25.00	\$28.67

	INLET FILTER TYPE 1 / SF						
	158027M	2021Q4	1	594.00	\$5,940	\$10.00	\$17.00
		2022Q2	1	3,150.00	\$788	\$0.25	\$8.75
			2	3,744.00	\$6,728	\$1.80	\$10.06

WEIGHTED AVERAGE ITEM PRICE REPORT
 BY REGION, ITEM, AND QUARTER

REGION	ITEM	CALENDAR QUARTER	NUMBER OF OCCUR'S	TOTAL QUANTITY	TOTAL DOLLARS	AVERAGE AWARDED PRICE	AVERAGE OF LOW 3 BIDDERS
N	INLET FILTER TYPE 2, 2' X 4' / U						
	158030M	2021Q4	3	438.00	\$15,025	\$34.30	\$122.11
		2022Q1	4	769.00	\$42,610	\$55.41	\$37.21
		2022Q2	6	369.00	\$37,805	\$102.45	\$140.32
			13	1,576.00	\$95,440	\$60.56	\$84.95
	INLET FILTER TYPE 2, 4' X 4' / U						
	158033M	2021Q4	2	13.00	\$2,100	\$161.54	\$208.33
		2022Q1	5	125.00	\$2,810	\$22.48	\$18.89
		2022Q2	5	72.00	\$12,600	\$175.00	\$220.90
		2022Q3	1	24.00	\$5,160	\$215.00	\$180.00
			13	234.00	\$22,670	\$96.88	\$108.09
	FLOATING TURBIDITY BARRIER, TYPE 1 / LF						
	158042M	2021Q4	1	142.00	\$1	\$0.01	\$36.67
			1	142.00	\$1	\$0.01	\$36.67
	FLOATING TURBIDITY BARRIER, TYPE 3 / LF						
	158048M	2022Q2	1	434.00	\$15,190	\$35.00	\$38.33
			1	434.00	\$15,190	\$35.00	\$38.33
	DEWATERING BASIN / U						
	158051M	2021Q4	1	2.00	\$0	\$0.01	\$167.00
			1	2.00	\$0	\$0.01	\$167.00
	STREAM DIVERSION SYSTEM / LS						
	158052P	2022Q2	1	1.00	\$70,000	\$70,000.00	\$91,666.67
			1	1.00	\$70,000	\$70,000.00	\$91,666.67

WEIGHTED AVERAGE ITEM PRICE REPORT
 BY REGION, ITEM, AND QUARTER

REGION	ITEM	CALENDAR QUARTER	NUMBER OF OCCUR'S	TOTAL QUANTITY	TOTAL DOLLARS	AVERAGE AWARDED PRICE	AVERAGE OF LOW 3 BIDDERS
N	SEDIMENT CONTROL BAG / SF						
	158054M	2022Q2	4	2,600.00	\$16,754	\$6.44	\$5.95
			4	2,600.00	\$16,754	\$6.44	\$5.95
	SEDIMENT CONTROL TANK / U						
	158057M	2022Q2	1	2.00	\$10,000	\$5,000.00	\$5,833.33
			1	2.00	\$10,000	\$5,000.00	\$5,833.33
	COMPOST FILTER SOCK, ___ DIAMETER / LF						
	158058M	2021Q4	1	1,860.00	\$12,090	\$6.50	\$5.50
			1	1,860.00	\$12,090	\$6.50	\$5.50
	CONSTRUCTION DRIVEWAY / T						
	158060M	2021Q4	2	840.00	\$503	\$0.60	\$3.71
		2022Q2	3	894.00	\$31,583	\$35.33	\$44.54
			5	1,734.00	\$32,086	\$18.50	\$24.76
	CONCRETE WASHOUT SYSTEM / LS						
	158063P	2021Q4	3	3.00	\$17,500	\$5,833.33	\$9,166.67
		2022Q1	5	5.00	\$20,200	\$4,040.00	\$3,716.67
		2022Q2	8	8.00	\$52,600	\$6,575.00	\$8,184.35
		2022Q3	1	1.00	\$7,500	\$7,500.00	\$5,000.00
			17	17.00	\$97,800	\$5,752.94	\$6,856.36
	OIL ONLY EMERGENCY SPILL KIT, TYPE 1 / U						
	158072M	2021Q4	3	8.00	\$1,580	\$197.51	\$690.84
		2022Q1	8	16.00	\$7,402	\$462.63	\$475.78

(item continued)

WEIGHTED AVERAGE ITEM PRICE REPORT
 BY REGION, ITEM, AND QUARTER

REGION	ITEM	CALENDAR QUARTER	NUMBER OF OCCUR'S	TOTAL QUANTITY	TOTAL DOLLARS	AVERAGE AWARDED PRICE	AVERAGE OF LOW 3 BIDDERS
N	OIL ONLY EMERGENCY SPILL KIT, TYPE 1 / U						
	158072M	2022Q2	9	16.00	\$8,803	\$550.19	\$788.66
		2022Q3	1	2.00	\$2,400	\$1,200.00	\$966.67
			21	42.00	\$20,185	\$480.60	\$659.31

	EROSION CONTROL SEDIMENT REMOVAL / CY						
	158084M	2021Q4	3	374.00	\$2,017	\$5.39	\$1.80
		2022Q1	3	57.00	\$751	\$13.18	\$12.53
		2022Q2	5	882.00	\$217	\$0.25	\$15.87
		2022Q3	1	50.00	\$250	\$5.00	\$9.67
			12	1,363.00	\$3,234	\$2.37	\$11.65

	TEMPORARY RIPRAP / CY						
	158087M	2022Q2	1	12.00	\$2,400	\$200.00	\$141.67
			1	12.00	\$2,400	\$200.00	\$141.67

	BASIN SAND LAYER / CY						
	158095M	2021Q4	1	150.00	\$7,500	\$50.00	\$108.33
			1	150.00	\$7,500	\$50.00	\$108.33

	BREAKAWAY BARRICADE / U						
	159003M	2021Q4	5	1,832.00	\$2,169	\$1.18	\$21.40
		2022Q1	10	1,068.00	\$40,321	\$37.75	\$15.58
		2022Q2	8	522.00	\$37,532	\$71.90	\$99.19
		2022Q3	1	30.00	\$4,200	\$140.00	\$100.00
			24	3,452.00	\$84,222	\$24.40	\$32.04

	DRUM / U						
	159006M	2021Q4	5	3,174.00	\$3,055	\$0.96	\$16.07

(item continued)

WEIGHTED AVERAGE ITEM PRICE REPORT
 BY REGION, ITEM, AND QUARTER

REGION	ITEM	CALENDAR QUARTER	NUMBER OF OCCUR'S	TOTAL QUANTITY	TOTAL DOLLARS	AVERAGE AWARDED PRICE	AVERAGE OF LOW 3 BIDDERS
N	DRUM / U						
	159006M	2022Q1	10	1,182.00	\$10,156	\$8.59	\$15.75
		2022Q2	8	1,996.00	\$58,192	\$29.15	\$36.14
		2022Q3	1	60.00	\$5,100	\$85.00	\$53.33
			24	6,412.00	\$76,504	\$11.93	\$22.61
	TRAFFIC CONE / U						
	159009M	2021Q4	4	5,300.00	\$26,500	\$5.00	\$7.62
		2022Q1	10	6,300.00	\$23,259	\$3.69	\$2.02
		2022Q2	6	4,250.00	\$14,514	\$3.42	\$5.77
		2022Q3	1	60.00	\$1,560	\$26.00	\$17.33
			21	15,910.00	\$65,833	\$4.14	\$4.94
	CONSTRUCTION SIGNS / SF						
	159012M	2021Q4	5	18,277.00	\$81,675	\$4.47	\$10.26
		2022Q1	10	21,958.00	\$222,862	\$10.15	\$8.66
		2022Q2	8	14,630.00	\$307,612	\$21.03	\$18.43
		2022Q3	1	850.00	\$18,700	\$22.00	\$19.00
			24	55,715.00	\$630,849	\$11.32	\$11.91
	CONSTRUCTION IDENTIFICATION SIGN, 4' X 8 / U						
	159015M	2021Q4	3	8.00	\$7,780	\$972.50	\$1,210.42
		2022Q1	2	4.00	\$4,220	\$1,055.00	\$1,189.33
		2022Q2	8	16.00	\$27,980	\$1,748.75	\$1,513.11
			13	28.00	\$39,980	\$1,427.86	\$1,380.37
	CONSTRUCTION BARRIER CURB / LF						
	159021P	2021Q4	2	9,912.00	\$379,100	\$38.25	\$33.54
		2022Q1	2	1,840.00	\$116,000	\$63.04	\$67.10

(item continued)

WEIGHTED AVERAGE ITEM PRICE REPORT
 BY REGION, ITEM, AND QUARTER

REGION	ITEM	CALENDAR QUARTER	NUMBER OF OCCUR'S	TOTAL QUANTITY	TOTAL DOLLARS	AVERAGE AWARDED PRICE	AVERAGE OF LOW 3 BIDDERS
N	CONSTRUCTION BARRIER CURB / LF						
	159021P	2022Q2	5	19,098.00	\$1,518,800	\$79.53	\$94.14
		2022Q3	1	1,520.00	\$205,200	\$135.00	\$130.67
			10	32,370.00	\$2,219,100	\$68.55	\$75.76

	FLASHING ARROW BOARD, 2' X 4' / U						
	159024M	2021Q4	1	10.00	\$5,000	\$500.00	\$3,166.67
		2022Q1	2	6.00	\$8,004	\$1,334.00	\$911.33
		2022Q2	1	2.00	\$10,000	\$5,000.00	\$2,667.00
			4	18.00	\$23,004	\$1,278.00	\$2,359.37

	FLASHING ARROW BOARD, 4' X 8' / U						
	159027M	2021Q4	5	22.00	\$34,204	\$1,554.73	\$1,776.58
		2022Q1	7	31.00	\$23,412	\$755.23	\$485.98
		2022Q2	7	37.00	\$51,006	\$1,378.54	\$1,954.46
		2022Q3	1	3.00	\$7,800	\$2,600.00	\$3,033.33
			20	93.00	\$116,422	\$1,251.85	\$1,457.69

	PORTABLE VARIABLE MESSAGE SIGN W/REMOTE / U						
	159029M	2022Q1	1	4.00	\$4	\$1.00	\$2,217.00
			1	4.00	\$4	\$1.00	\$2,217.00

	PORTABLE VARIABLE MESSAGE SIGN / U						
	159030M	2021Q4	5	34.00	\$318,600	\$9,370.59	\$8,486.27
		2022Q1	5	28.00	\$166,016	\$5,929.14	\$3,406.51
		2022Q2	8	43.00	\$192,804	\$4,483.81	\$6,156.88
		2022Q3	1	3.00	\$15,600	\$5,200.00	\$9,400.00
			19	108.00	\$693,020	\$6,416.85	\$6,267.24

WEIGHTED AVERAGE ITEM PRICE REPORT
 BY REGION, ITEM, AND QUARTER

REGION	ITEM	CALENDAR QUARTER	NUMBER OF OCCUR'S	TOTAL QUANTITY	TOTAL DOLLARS	AVERAGE AWARDED PRICE	AVERAGE OF LOW 3 BIDDERS
N	PORTABLE TRAILER MOUNTED CCTV CAMERA ASS / U						
	159032M	2022Q3	1	1.00	\$22,500	\$22,500.00	\$17,833.33
			1	1.00	\$22,500	\$22,500.00	\$17,833.33
	TEMPORARY CRASH CUSHION, INERTIAL BARRIE / U						
	159036M	2022Q2	1	3.00	\$34,500	\$11,500.00	\$9,658.89
			1	3.00	\$34,500	\$11,500.00	\$9,658.89
	TEMPORARY CRASH CUSHION, INERTIAL BARRIE / U						
	159042M	2021Q4	1	1.00	\$4,400	\$4,400.00	\$7,201.92
		2022Q1	1	2.00	\$20,000	\$10,000.00	\$7,333.67
		2022Q2	2	5.00	\$9,500	\$1,900.00	\$6,473.00
			4	8.00	\$33,900	\$4,237.50	\$6,779.28
	TEMPORARY CRASH CUSHION, INERTIAL BARRIE / U						
	159048M	2022Q3	1	2.00	\$21,000	\$10,500.00	\$10,333.33
			1	2.00	\$21,000	\$10,500.00	\$10,333.33
	TEMPORARY CRASH CUSHION, INERTIAL BARRIE / U						
	159051M	2021Q4	2	4.00	\$38,720	\$9,680.00	\$8,502.77
		2022Q2	2	10.00	\$37,000	\$3,700.00	\$7,612.67
			4	14.00	\$75,720	\$5,408.57	\$7,866.98
	TEMPORARY CRASH CUSHION, INERTIAL BARRIE / U						
	159054M	2022Q2	2	5.00	\$36,000	\$7,200.00	\$6,335.75
		2022Q3	1	1.00	\$8,000	\$8,000.00	\$8,166.67
			3	6.00	\$44,000	\$7,333.33	\$6,640.90

WEIGHTED AVERAGE ITEM PRICE REPORT
 BY REGION, ITEM, AND QUARTER

REGION	ITEM	CALENDAR QUARTER	NUMBER OF OCCUR'S	TOTAL QUANTITY	TOTAL DOLLARS	AVERAGE AWARDED PRICE	AVERAGE OF LOW 3 BIDDERS
N	TEMPORARY CRASH CUSHION, INERTIAL BARRIE / U						
	159057M	2022Q2	1	2.00	\$35,000	\$17,500.00	\$12,500.00
			1	2.00	\$35,000	\$17,500.00	\$12,500.00
	TRAFFIC CONTROL TRUCK WITH MOUNTED CRASH / U						
	159108M	2021Q4	5	31.00	\$261,004	\$8,419.48	\$10,580.69
		2022Q1	8	35.00	\$117,020	\$3,343.43	\$3,779.75
		2022Q2	8	31.00	\$440,004	\$14,193.68	\$17,332.49
		2022Q3	1	3.00	\$37,500	\$12,500.00	\$30,000.00
			22	100.00	\$855,528	\$8,555.28	\$10,876.00
	REMOVABLE BLACK LINE MASKING TAPE, 6" / LF						
	159114M	2021Q4	2	33,640.00	\$37,464	\$1.11	\$1.46
		2022Q2	1	18,150.00	\$182	\$0.01	\$1.20
			3	51,790.00	\$37,646	\$0.73	\$1.37
	TEMPORARY PAVEMENT MARKING TAPE, 4" / LF						
	159120M	2021Q4	1	20,000.00	\$2,000	\$0.10	\$0.72
		2022Q2	1	24,200.00	\$242	\$0.01	\$1.33
			2	44,200.00	\$2,242	\$0.05	\$1.05
	TEMPORARY TRAFFIC STRIPES, 4" / LF						
	159126M	2022Q2	1	13,400.00	\$4,690	\$0.35	\$0.43
			1	13,400.00	\$4,690	\$0.35	\$0.43
	TEMPORARY PAVEMENT MARKINGS / SF						
	159132M	2022Q1	1	900.00	\$2,700	\$3.00	\$3.00
			1	900.00	\$2,700	\$3.00	\$3.00

WEIGHTED AVERAGE ITEM PRICE REPORT
 BY REGION, ITEM, AND QUARTER

REGION	ITEM	CALENDAR QUARTER	NUMBER OF OCCUR'S	TOTAL QUANTITY	TOTAL DOLLARS	AVERAGE AWARDED PRICE	AVERAGE OF LOW 3 BIDDERS
N	TEMPORARY PAVEMENT MARKERS / U						
	159135M	2021Q4	1	5,000.00	\$5,000	\$1.00	\$0.68
		2022Q2	1	12,000.00	\$12,000	\$1.00	\$2.57
			2	17,000.00	\$17,000	\$1.00	\$2.02

	HMA PATCH / T						
	159138M	2021Q4	2	1,470.00	\$5,010	\$3.41	\$52.16
		2022Q1	5	273.00	\$38,350	\$140.48	\$109.65
		2022Q2	6	1,088.00	\$107,222	\$98.55	\$143.65
		2022Q3	1	200.00	\$45,000	\$225.00	\$141.67
			14	3,031.00	\$195,582	\$64.53	\$96.08

	TRAFFIC DIRECTOR, FLAGGER / HOUR						
	159141M	2021Q4	5	5,064.00	\$157,622	\$31.13	\$22.32
		2022Q1	7	11,680.00	\$165,320	\$14.15	\$6.53
		2022Q2	7	3,630.00	\$147,810	\$40.72	\$58.45
		2022Q3	1	100.00	\$11,000	\$110.00	\$113.33
			20	20,474.00	\$481,752	\$23.53	\$20.16

	EMERGENCY TOWING SERVICE / U						
	159144M	2021Q4	1	5.00	\$2,000	\$400.00	\$183.34
		2022Q1	2	2.00	\$300	\$150.00	\$283.33
		2022Q2	5	67.00	\$3,210	\$47.92	\$201.68
			8	74.00	\$5,510	\$74.46	\$202.65

	SCHOOL BUS SERVICE / LS						
	159170M	2022Q2	1	1.00	\$135,000	\$135,000	\$135,000
			1	1.00	\$135,000	\$135,000	\$135,000

WEIGHTED AVERAGE ITEM PRICE REPORT
 BY REGION, ITEM, AND QUARTER

REGION	ITEM	CALENDAR QUARTER	NUMBER OF OCCUR'S	TOTAL QUANTITY	TOTAL DOLLARS	AVERAGE AWARDED PRICE	AVERAGE OF LOW 3 BIDDERS
N	SNOW REMOVAL / LS						
	159190M	2022Q2	4	4.00	\$12,502	\$3,125.50	\$18,118.23
		2022Q3	1	1.00	\$2,500	\$2,500.00	\$7,833.33
			5	5.00	\$15,002	\$3,000.40	\$16,061.25

	TEMP CRASH CUSH, COMP BAR, TYPE 2, NARR / U						
	159200M	2021Q4	2	27.00	\$160,110	\$5,930.00	\$2,880.02
		2022Q1	1	1.00	\$20,000	\$20,000.00	\$10,000.33
		2022Q2	1	2.00	\$23,000	\$11,500.00	\$15,250.51
		2022Q3	1	3.00	\$45,000	\$15,000.00	\$8,700.00
			5	33.00	\$248,110	\$7,518.48	\$4,374.61

	TEMP CRASH CUSH, COMP, TYPE 3, NARROW / U						
	159212M	2022Q1	2	3.00	\$26,000	\$8,666.67	\$10,000.11
		2022Q2	3	10.00	\$255,500	\$25,550.00	\$18,316.67
			5	13.00	\$281,500	\$21,653.85	\$16,397.46

	TRAFFIC STRIPES, LATEX, 4" / LF						
	159300M	2021Q4	1	70,000.00	\$28,000	\$0.40	\$0.42
		2022Q1	6	900,785.00	\$159,268	\$0.18	\$0.15
		2022Q2	5	572,151.00	\$248,640	\$0.43	\$0.32
			12	1,542,936.00	\$435,908	\$0.28	\$0.22

	TRAFFIC STRIPES, LATEX, 6" / LF						
	159301M	2022Q1	2	75,000.00	\$9,375	\$0.13	\$0.16
		2022Q2	1	5,000.00	\$5,000	\$1.00	\$0.78
			3	80,000.00	\$14,375	\$0.18	\$0.20

WEIGHTED AVERAGE ITEM PRICE REPORT
 BY REGION, ITEM, AND QUARTER

REGION	ITEM	CALENDAR QUARTER	NUMBER OF OCCUR'S	TOTAL QUANTITY	TOTAL DOLLARS	AVERAGE AWARDED PRICE	AVERAGE OF LOW 3 BIDDERS
N	TRAFFIC STRIPES, LATEX, 8" / LF						
	159302M	2022Q1	5	82,290.00	\$7,763	\$0.09	\$0.05
			5	82,290.00	\$7,763	\$0.09	\$0.05
	TRAFFIC MARKINGS LINES, LATEX, 4" / LF						
	159310M	2021Q4	1	26,129.00	\$5,748	\$0.22	\$0.31
		2022Q1	2	1,000.00	\$530	\$0.53	\$0.63
			3	27,129.00	\$6,278	\$0.23	\$0.32
	TRAFFIC MARKINGS LINES, LATEX, 8" / LF						
	159312M	2021Q4	1	4,500.00	\$1,800	\$0.40	\$0.42
		2022Q1	4	29,094.00	\$7,331	\$0.25	\$0.21
		2022Q2	3	20,050.00	\$977	\$0.05	\$0.08
			8	53,644.00	\$10,108	\$0.19	\$0.18
	TRAFFIC MARKINGS LINES, LATEX, 12" / LF						
	159313M	2021Q4	1	800.00	\$320	\$0.40	\$0.82
			1	800.00	\$320	\$0.40	\$0.82
	TRAFFIC MARKINGS LINES, LATEX, 24" / LF						
	159314M	2021Q4	2	1,200.00	\$1,920	\$1.60	\$1.96
		2022Q1	5	25,104.00	\$13,793	\$0.55	\$0.59
		2022Q2	4	13,350.00	\$19,095	\$1.43	\$1.77
			11	39,654.00	\$34,807	\$0.88	\$1.03
	TRAFFIC MARKINGS SYMBOLS, LATEX / SF						
	159320M	2021Q4	1	700.00	\$2,310	\$3.30	\$2.80

(item continued)

WEIGHTED AVERAGE ITEM PRICE REPORT
 BY REGION, ITEM, AND QUARTER

REGION	ITEM	CALENDAR QUARTER	NUMBER OF OCCUR'S	TOTAL QUANTITY	TOTAL DOLLARS	AVERAGE AWARDED PRICE	AVERAGE OF LOW 3 BIDDERS
N	TRAFFIC MARKINGS SYMBOLS, LATEX / SF						
	159320M	2022Q1	4	9,064.00	\$7,721	\$0.85	\$0.84
		2022Q2	1	750.00	\$2,250	\$3.00	\$3.26
			6	10,514.00	\$12,281	\$1.17	\$1.14
	TEMPORARY PROTECTED PEDESTRIAN WALKWAY / LF						
	159400M	2021Q4	1	6,000.00	\$420,000	\$70.00	\$40.00
			1	6,000.00	\$420,000	\$70.00	\$40.00
	FUEL PRICE ADJUSTMENT / DOLL						
	160004M	2021Q4	3	3.00	\$108,900	\$36,300.00	\$36,300.00
		2022Q1	6	74,704.00	\$82,100	\$1.10	\$1.10
		2022Q2	8	1,507.00	\$176,200	\$116.92	\$8,396.99
		2022Q3	1	1.00	\$15,000	\$15,000.00	\$15,000.00
			18	76,215.00	\$382,200	\$5.01	\$168.73
	ASPHALT PRICE ADJUSTMENT / DOLL						
	160007M	2021Q4	2	2.00	\$254,400	\$127,200	\$127,200
		2022Q1	5	117,103.00	\$130,300	\$1.11	\$1.11
		2022Q2	7	7.00	\$356,600	\$50,942.86	\$50,942.86
		2022Q3	1	1.00	\$33,200	\$33,200.00	\$33,200.00
			15	117,113.00	\$774,500	\$6.61	\$6.61
	FINAL CLEANUP / LS						
	161003P	2021Q4	10	10.00	\$96,825	\$9,682.50	\$10,893.66
		2022Q1	6	6.00	\$54,500	\$9,083.33	\$7,774.44
		2022Q2	8	8.00	\$76,500	\$9,562.50	\$12,637.54
		2022Q3	1	1.00	\$2,500	\$2,500.00	\$6,333.33
			25	25.00	\$230,325	\$9,213.00	\$10,520.67

WEIGHTED AVERAGE ITEM PRICE REPORT
 BY REGION, ITEM, AND QUARTER

REGION	ITEM	CALENDAR QUARTER	NUMBER OF OCCUR'S	TOTAL QUANTITY	TOTAL DOLLARS	AVERAGE AWARDED PRICE	AVERAGE OF LOW 3 BIDDERS
N	VIBRATION MONITORING / LS						
	162006P	2022Q1	1	1.00	\$10,000	\$10,000.00	\$8,333.67
		2022Q2	3	3.00	\$140,000	\$46,666.67	\$76,439.98
		2022Q3	1	1.00	\$50,000	\$50,000.00	\$42,666.67
			5	5.00	\$200,000	\$40,000.00	\$56,064.06
	CLEARING SITE / LS						
	201003P	2021Q4	3	3.00	\$293,000	\$97,666.67	\$128,667
		2022Q1	6	6.00	\$229,500	\$38,250.00	\$35,216.67
		2022Q2	8	8.00	\$920,000	\$115,000	\$118,352
		2022Q3	1	1.00	\$150,000	\$150,000	\$143,333
			18	18.00	\$1,592,500	\$88,472.22	\$93,747.24
	CLEARING SITE, BRIDGE () / LS						
	201006P	2021Q4	2	2.00	\$23,455	\$11,727.50	\$10,975.83
		2022Q1	3	3.00	\$2,914,070	\$971,357	\$709,046
		2022Q2	3	3.00	\$1,337,000	\$445,667	\$561,000
		2022Q3	1	1.00	\$500,000	\$500,000	\$563,245
			9	9.00	\$4,774,525	\$530,503	\$488,371
	RESET MONITORING WELL BOX / U						
	201020M	2022Q2	1	3.00	\$3,000	\$1,000.00	\$1,100.00
			1	3.00	\$3,000	\$1,000.00	\$1,100.00
	ASBESTOS REMOVAL, BRIDGE NO. / LS						
	201037P	2022Q1	1	1.00	\$3,000	\$3,000.00	\$3,333.67
			1	1.00	\$3,000	\$3,000.00	\$3,333.67

WEIGHTED AVERAGE ITEM PRICE REPORT
 BY REGION, ITEM, AND QUARTER

REGION	ITEM	CALENDAR QUARTER	NUMBER OF OCCUR'S	TOTAL QUANTITY	TOTAL DOLLARS	AVERAGE AWARDED PRICE	AVERAGE OF LOW 3 BIDDERS
N	TEMPORARY SHIELDING / LS						
	201039P	2021Q4	1	1.00	\$9,790	\$9,790.00	\$7,196.67
		2022Q1	3	3.00	\$201,000	\$67,000.00	\$158,000
		2022Q2	2	2.00	\$755,000	\$377,500	\$586,183
			6	6.00	\$965,790	\$160,965	\$275,594
	STRIPPING / ACRE						
	202003P	2021Q4	1	4.00	\$26,000	\$6,500.00	\$7,667.00
		2022Q2	4	5.00	\$66,000	\$13,200.00	\$15,996.92
		2022Q3	1	1.00	\$9,000	\$9,000.00	\$7,166.67
			6	10.00	\$101,000	\$10,100.00	\$11,781.92
	EXCAVATION, TEST PIT / CY						
	202006M	2021Q4	2	275.00	\$37,500	\$136.36	\$231.21
		2022Q1	2	60.00	\$7,000	\$116.67	\$105.56
		2022Q2	6	470.00	\$71,780	\$152.72	\$210.71
		2022Q3	1	100.00	\$22,000	\$220.00	\$256.67
			11	905.00	\$138,280	\$152.80	\$215.05
	EXCAVATION, UNCLASSIFIED / CY						
	202009P	2021Q4	3	13,185.00	\$345,257	\$26.19	\$37.54
		2022Q1	8	7,153.00	\$193,270	\$27.02	\$36.50
		2022Q2	12	24,317.00	\$3,950,392	\$162.45	\$138.81
		2022Q3	2	2,793.00	\$117,115	\$41.93	\$48.26
			25	47,448.00	\$4,606,034	\$97.08	\$89.91
	EXCAVATION, REGULATED MATERIAL / CY						
	202015P	2022Q2	1	7,450.00	\$417,200	\$56.00	\$62.00
			1	7,450.00	\$417,200	\$56.00	\$62.00

WEIGHTED AVERAGE ITEM PRICE REPORT
 BY REGION, ITEM, AND QUARTER

REGION	ITEM	CALENDAR QUARTER	NUMBER OF OCCUR'S	TOTAL QUANTITY	TOTAL DOLLARS	AVERAGE AWARDED PRICE	AVERAGE OF LOW 3 BIDDERS
N	REMOVAL OF PAVEMENT / SY						
	202021P	2021Q4	2	12,296.00	\$490,778	\$39.91	\$35.40
		2022Q1	3	898.00	\$30,360	\$33.81	\$35.93
		2022Q2	5	43,538.00	\$1,357,255	\$31.17	\$34.73
		2022Q3	1	5,305.00	\$185,675	\$35.00	\$42.33
			11	62,037.00	\$2,064,068	\$33.27	\$35.53
	DISPOSAL OF REGULATED MATERIAL / T						
	202024M	2021Q4	4	380.00	\$21,032	\$55.35	\$66.04
		2022Q2	1	13,075.00	\$719,125	\$55.00	\$66.00
			5	13,455.00	\$740,157	\$55.01	\$66.00
	SUBSOIL SCARIFICATION / SY						
	202050M	2021Q4	1	833.00	\$1,666	\$2.00	\$3.00
			1	833.00	\$1,666	\$2.00	\$3.00
	EXCAVATION, VERTICAL TEST HOLE / U						
	202051M	2021Q4	1	15.00	\$16,500	\$1,100.00	\$1,150.00
			1	15.00	\$16,500	\$1,100.00	\$1,150.00
	LINE DRILLING / SY						
	202070M	2022Q2	1	250.00	\$50,000	\$200.00	\$259.47
			1	250.00	\$50,000	\$200.00	\$259.47
	ROCK BOLT / U						
	202102P	2022Q2	1	25.00	\$125,000	\$5,000.00	\$7,537.92
			1	25.00	\$125,000	\$5,000.00	\$7,537.92

WEIGHTED AVERAGE ITEM PRICE REPORT
 BY REGION, ITEM, AND QUARTER

REGION	ITEM	CALENDAR QUARTER	NUMBER OF OCCUR'S	TOTAL QUANTITY	TOTAL DOLLARS	AVERAGE AWARDED PRICE	AVERAGE OF LOW 3 BIDDERS
N	BREAKING PAVEMENT / SY						
	203003P	2022Q2	1	1,131.00	\$22,620	\$20.00	\$11.00
			1	1,131.00	\$22,620	\$20.00	\$11.00

	I-7 SOIL AGGREGATE / CY						
	203006P	2021Q4	1	21.00	\$1,339	\$63.75	\$56.25
			1	21.00	\$1,339	\$63.75	\$56.25

	I-8 SOIL AGGREGATE / CY						
	203007P	2021Q4	1	600.00	\$36,000	\$60.00	\$60.67
			1	600.00	\$36,000	\$60.00	\$60.67

	I-9 SOIL AGGREGATE / CY						
	203009P	2022Q1	2	590.00	\$65,900	\$111.69	\$90.56
		2022Q2	1	2,037.00	\$122,220	\$60.00	\$66.08
			3	2,627.00	\$188,120	\$71.61	\$71.58

	I-10 SOIL AGGREGATE / CY						
	203012P	2022Q2	1	50.00	\$15,000	\$300.00	\$180.00
			1	50.00	\$15,000	\$300.00	\$180.00

	I-14 SOIL AGGREGATE / CY						
	203021P	2021Q4	1	260.00	\$11,700	\$45.00	\$81.67
		2022Q1	1	34.00	\$340	\$10.00	\$38.33
		2022Q2	2	6,440.00	\$13,793	\$2.14	\$20.62
		2022Q3	1	1,148.00	\$11,480	\$10.00	\$11.17
			5	7,882.00	\$37,313	\$4.73	\$21.34

WEIGHTED AVERAGE ITEM PRICE REPORT
 BY REGION, ITEM, AND QUARTER

REGION	ITEM	CALENDAR QUARTER	NUMBER OF OCCUR'S	TOTAL QUANTITY	TOTAL DOLLARS	AVERAGE AWARDED PRICE	AVERAGE OF LOW 3 BIDDERS
N	GEOTEXTILE / SY						
	203040M	2022Q1	2	1,000.00	\$1,000	\$1.00	\$0.86
		2022Q2	1	17,275.00	\$51,825	\$3.00	\$2.75
		2022Q3	1	3,854.00	\$8,093	\$2.10	\$3.20
			4	22,129.00	\$60,918	\$2.75	\$2.74

	GEOTEXTILE, ROADWAY STABILIZATION / SY						
	203041P	2021Q4	2	3,300.00	\$10,400	\$3.15	\$2.76
		2022Q2	2	1,788.00	\$8,470	\$4.74	\$4.94
			4	5,088.00	\$18,870	\$3.71	\$3.53

	CONTROLLED LOW STRENGTH MATERIAL / CY						
	203050M	2022Q2	1	140.00	\$140	\$1.00	\$167.00
		2022Q3	1	550.00	\$27,500	\$50.00	\$186.67
			2	690.00	\$27,640	\$40.06	\$182.68

	FLOWABLE CONCRETE FILL / CY						
	203054M	2022Q2	1	112.00	\$33,600	\$300.00	\$338.33
			1	112.00	\$33,600	\$300.00	\$338.33

	LIGHTWEIGHT SOIL AGGREGATE / CY						
	203056P	2022Q2	1	2,200.00	\$330,000	\$150.00	\$130.00
			1	2,200.00	\$330,000	\$150.00	\$130.00

	SUBBASE / CY						
	301006P	2021Q4	1	3,458.00	\$172,900	\$50.00	\$56.67
		2022Q1	2	143.00	\$11,840	\$82.80	\$119.27

(item continued)

WEIGHTED AVERAGE ITEM PRICE REPORT
 BY REGION, ITEM, AND QUARTER

REGION	ITEM	CALENDAR QUARTER	NUMBER OF OCCUR'S	TOTAL QUANTITY	TOTAL DOLLARS	AVERAGE AWARDED PRICE	AVERAGE OF LOW 3 BIDDERS
N	SUBBASE / CY						
	301006P	2022Q2	2	1,584.00	\$116,380	\$73.47	\$80.16
			5	5,185.00	\$301,120	\$58.08	\$65.57

DENSE-GRADED AGGREGATE BASE COURSE, 4" T / SY							
	302033P	2021Q4	2	2,070.00	\$15,924	\$7.69	\$7.74
		2022Q2	1	2,401.00	\$43,218	\$18.00	\$20.73
			3	4,471.00	\$59,142	\$13.23	\$14.71

DENSE-GRADED AGGREGATE BASE COURSE, 6" T / SY							
	302036P	2021Q4	2	2,260.00	\$7,719	\$3.42	\$21.65
		2022Q2	2	12,501.00	\$109,808	\$8.78	\$13.91
			4	14,761.00	\$117,526	\$7.96	\$15.10

DENSE-GRADED AGGREGATE BASE COURSE, 8" T / SY							
	302042P	2021Q4	1	10,709.00	\$85,672	\$8.00	\$9.83
		2022Q1	2	729.00	\$18,915	\$25.95	\$20.23
		2022Q2	3	6,755.00	\$144,977	\$21.46	\$22.50
		2022Q3	1	3,659.00	\$75,010	\$20.50	\$16.17
			7	21,852.00	\$324,574	\$14.85	\$15.16

DENSE-GRADED AGGREGATE BASE COURSE, 12" / SY							
	302048P	2022Q2	2	24,354.00	\$323,482	\$13.28	\$14.86
			2	24,354.00	\$323,482	\$13.28	\$14.86

DENSE-GRADED AGGREGATE BASE COURSE, VARI / CY							
	302051P	2021Q4	1	100.00	\$4,500	\$45.00	\$100.00

(item continued)

WEIGHTED AVERAGE ITEM PRICE REPORT
 BY REGION, ITEM, AND QUARTER

REGION	ITEM	CALENDAR QUARTER	NUMBER OF OCCUR'S	TOTAL QUANTITY	TOTAL DOLLARS	AVERAGE AWARDED PRICE	AVERAGE OF LOW 3 BIDDERS
N	DENSE-GRADED AGGREGATE BASE COURSE, VARI / CY						
	302051P	2022Q1	5	961.00	\$26,500	\$27.58	\$24.95
		2022Q2	4	835.00	\$77,620	\$92.96	\$76.67
		2022Q3	1	457.00	\$25,592	\$56.00	\$53.67
			11	2,353.00	\$134,212	\$57.04	\$52.07

	COARSE GRADE AGGREGATE, SIZE NO. 4 / CY						
	302053P	2021Q4	1	300.00	\$15,000	\$50.00	\$70.00
			1	300.00	\$15,000	\$50.00	\$70.00

	COARSE AGGREGATE, SIZE NO. 57 / CY						
	302060P	2021Q4	1	500.00	\$5	\$0.01	\$36.67
		2022Q1	4	2,583.00	\$132,686	\$51.37	\$60.78
		2022Q2	5	409.00	\$17,760	\$43.42	\$62.10
		2022Q3	1	360.00	\$10,800	\$30.00	\$67.33
			11	3,852.00	\$161,251	\$41.86	\$58.40

	CONCRETE BASE COURSE, 8" THICK / SY						
	304003P	2021Q4	1	1,176.00	\$135,240	\$115.00	\$95.00
		2022Q2	1	69.00	\$15,525	\$225.00	\$234.09
			2	1,245.00	\$150,765	\$121.10	\$102.71

	CONCRETE BASE COURSE, 10" THICK / SY						
	304009P	2022Q2	1	64.00	\$16,640	\$260.00	\$268.89
			1	64.00	\$16,640	\$260.00	\$268.89

	HMA MILLING, 3" OR LESS / SY						
	401009P	2021Q4	3	252,033.00	\$1,058,151	\$4.20	\$5.53

(item continued)

WEIGHTED AVERAGE ITEM PRICE REPORT
 BY REGION, ITEM, AND QUARTER

REGION	ITEM	CALENDAR QUARTER	NUMBER OF OCCUR'S	TOTAL QUANTITY	TOTAL DOLLARS	AVERAGE AWARDED PRICE	AVERAGE OF LOW 3 BIDDERS
N	HMA MILLING, 3" OR LESS / SY						
	401009P	2022Q1	8	829,828.00	\$2,387,313	\$2.88	\$3.12
		2022Q2	7	437,864.00	\$2,395,769	\$5.47	\$6.76
		2022Q3	1	8,017.00	\$128,272	\$16.00	\$18.00
			19	1,527,742.00	\$5,969,504	\$3.91	\$4.64
	HMA MILLING, MORE THAN 3" TO 6" / SY						
	401012P	2021Q4	1	53.00	\$318	\$6.00	\$22.00
		2022Q1	2	37,000.00	\$11,100	\$0.30	\$1.45
		2022Q2	2	1,761.00	\$14,208	\$8.07	\$9.50
		2022Q3	1	4,609.00	\$85,267	\$18.50	\$23.50
			6	43,423.00	\$110,893	\$2.55	\$4.14
	HMA MILLING, MORE THAN 6" TO 9" / SY						
	401014P	2022Q2	1	38.00	\$418	\$11.00	\$16.33
			1	38.00	\$418	\$11.00	\$16.33
	CONCRETE MILLING / SY						
	401015P	2021Q4	1	1,500.00	\$9,000	\$6.00	\$6.75
		2022Q1	3	4,100.00	\$22,600	\$5.51	\$4.63
		2022Q2	1	17,000.00	\$17,000	\$1.00	\$9.58
		2022Q3	1	100.00	\$2,000	\$20.00	\$22.33
			6	22,700.00	\$50,600	\$2.23	\$8.56
	MICRO-MILLING / SY						
	401017P	2022Q1	1	1,798.00	\$37,758	\$21.00	\$21.00
		2022Q2	1	100,100.00	\$615,615	\$6.15	\$6.25
			2	101,898.00	\$653,373	\$6.41	\$6.51

WEIGHTED AVERAGE ITEM PRICE REPORT
 BY REGION, ITEM, AND QUARTER

REGION	ITEM	CALENDAR QUARTER	NUMBER OF OCCUR'S	TOTAL QUANTITY	TOTAL DOLLARS	AVERAGE AWARDED PRICE	AVERAGE OF LOW 3 BIDDERS
N	HOT MIX ASPHALT PAVEMENT REPAIR / SY						
	401021M	2021Q4	3	2,600.00	\$36,265	\$13.95	\$23.50
		2022Q1	5	3,507.00	\$38,857	\$11.08	\$25.75
		2022Q2	5	5,510.00	\$70,100	\$12.72	\$48.10
		2022Q3	1	100.00	\$5,000	\$50.00	\$54.00
			14	11,717.00	\$150,222	\$12.82	\$36.00

	SEALING OF CRACKS IN HOT MIX ASPHALT SUR / LF						
	401024M	2022Q1	3	6,000.00	\$5,723	\$0.95	\$0.96
		2022Q2	1	1,000.00	\$1,000	\$1.00	\$2.33
			4	7,000.00	\$6,723	\$0.96	\$1.16

	POLYMERIZED JOINT ADHESIVE / LF						
	401027M	2021Q4	3	165,873.00	\$62,705	\$0.38	\$0.52
		2022Q1	8	935,424.00	\$104,608	\$0.11	\$0.17
		2022Q2	7	594,348.00	\$340,714	\$0.57	\$0.50
		2022Q3	1	9,500.00	\$25,175	\$2.65	\$1.55
			19	1,705,145.00	\$533,202	\$0.31	\$0.33

	TACK COAT / GAL						
	401030M	2021Q4	3	21,834.00	\$268	\$0.01	\$1.24
		2022Q1	8	158,407.00	\$70,860	\$0.45	\$0.57
		2022Q2	7	102,527.00	\$19,620	\$0.19	\$2.72
		2022Q3	1	3,092.00	\$3,247	\$1.05	\$3.35
			19	285,860.00	\$93,995	\$0.33	\$1.42

	PRIME COAT / GAL						
	401036M	2021Q4	2	6,200.00	\$62	\$0.01	\$0.01
		2022Q1	2	300.00	\$48	\$0.16	\$0.68

(item continued)

WEIGHTED AVERAGE ITEM PRICE REPORT
 BY REGION, ITEM, AND QUARTER

REGION	ITEM	CALENDAR QUARTER	NUMBER OF OCCUR'S	TOTAL QUANTITY	TOTAL DOLLARS	AVERAGE AWARDED PRICE	AVERAGE OF LOW 3 BIDDERS
N	PRIME COAT / GAL						
	401036M	2022Q2	4	15,047.00	\$150	\$0.01	\$0.12
		2022Q3	1	414.00	\$4	\$0.01	\$0.34
			9	21,961.00	\$265	\$0.01	\$0.10

	HOT MIX ASPHALT 9.5 M 64 SURFACE COURSE / T						
	401042M	2021Q4	1	17.00	\$4,250	\$250.00	\$366.67
		2022Q1	3	20,487.00	\$2,043,039	\$99.72	\$101.02
		2022Q2	1	50.00	\$8,250	\$165.00	\$217.73
			5	20,554.00	\$2,055,539	\$100.01	\$101.53

	HOT MIX ASPHALT 9.5 ME SURFACE COURSE / T						
	401049M	2022Q1	3	4,117.00	\$491,040	\$119.27	\$120.15
		2022Q2	1	1,628.00	\$268,620	\$165.00	\$165.07
			4	5,745.00	\$759,660	\$132.23	\$132.88

	HOT MIX ASPHALT 12.5 M 64 SURFACE COURSE / T						
	401054M	2022Q1	5	22,956.00	\$2,419,582	\$105.40	\$103.39
		2022Q2	6	22,048.00	\$2,647,283	\$120.07	\$129.94
		2022Q3	1	949.00	\$126,217	\$133.00	\$191.00
			12	45,953.00	\$5,193,082	\$113.01	\$117.94

	HMA 12.5 M E SURFACE COURSE / T						
	401061M	2021Q4	2	43,183.00	\$4,911,494	\$113.74	\$120.76
		2022Q1	5	20,661.00	\$2,318,556	\$112.22	\$109.47
		2022Q2	2	3,941.00	\$451,790	\$114.64	\$133.79
			9	67,785.00	\$7,681,840	\$113.33	\$118.08

WEIGHTED AVERAGE ITEM PRICE REPORT
 BY REGION, ITEM, AND QUARTER

REGION	ITEM	CALENDAR QUARTER	NUMBER OF OCCUR'S	TOTAL QUANTITY	TOTAL DOLLARS	AVERAGE AWARDED PRICE	AVERAGE OF LOW 3 BIDDERS
N	HOT MIX ASPHALT 12.5 M 64 INTERMEDIATE C / T						
	401072M	2022Q1	4	2,339.00	\$236,445	\$101.09	\$105.65
		2022Q2	2	907.00	\$129,975	\$143.30	\$156.87
			6	3,246.00	\$366,420	\$112.88	\$119.96

	HMA 9.5 M E INTERMEDIATE COURSE / T						
	401073M	2022Q1	1	4,148.00	\$492,160	\$118.65	\$114.72
			1	4,148.00	\$492,160	\$118.65	\$114.72

	HMA 12.5 M E INTERMEDIATE COURSE / T						
	401079M	2021Q4	1	213.00	\$20,661	\$97.00	\$117.33
		2022Q1	1	17.00	\$2,040	\$120.00	\$201.67
		2022Q2	2	4,101.00	\$449,010	\$109.49	\$144.02
		2022Q3	1	2,698.00	\$410,096	\$152.00	\$145.67
			5	7,029.00	\$881,807	\$125.45	\$143.98

	HOT MIX ASPHALT 19 M 64 INTERMEDIATE COU / T						
	401084M	2021Q4	1	7,159.00	\$680,105	\$95.00	\$92.67
		2022Q2	1	784.00	\$117,600	\$150.00	\$163.97
			2	7,943.00	\$797,705	\$100.43	\$99.70

	HOT MIX ASPHALT 25 M 64 BASE COURSE / T						
	401099M	2021Q4	2	7,807.00	\$740,029	\$94.79	\$94.10
		2022Q1	4	1,206.00	\$127,000	\$105.31	\$119.62
		2022Q2	5	21,258.00	\$2,202,522	\$103.61	\$127.55
		2022Q3	1	2,419.00	\$362,850	\$150.00	\$140.67
			12	32,690.00	\$3,432,401	\$105.00	\$120.24

WEIGHTED AVERAGE ITEM PRICE REPORT
 BY REGION, ITEM, AND QUARTER

REGION	ITEM	CALENDAR QUARTER	NUMBER OF OCCUR'S	TOTAL QUANTITY	TOTAL DOLLARS	AVERAGE AWARDED PRICE	AVERAGE OF LOW 3 BIDDERS
N	CORE SAMPLES, HOT MIX ASPHALT / U						
	401108M	2021Q4	3	430.00	\$59,625	\$138.66	\$181.76
		2022Q1	6	767.00	\$52,975	\$69.07	\$72.46
		2022Q2	7	610.00	\$118,125	\$193.65	\$194.11
		2022Q3	1	20.00	\$4,200	\$210.00	\$250.00
			17	1,827.00	\$234,925	\$128.59	\$140.75
	HMA LONGITUDINAL JOINT REPAIR / SY						
	401113M	2022Q1	1	500.00	\$40,000	\$80.00	\$80.00
			1	500.00	\$40,000	\$80.00	\$80.00
	POLYMER MODIFIED TACK COAT / GAL						
	403005M	2022Q1	1	7,525.00	\$75	\$0.01	\$3.66
		2022Q2	1	95,500.00	\$9,550	\$0.10	\$2.24
			2	103,025.00	\$9,625	\$0.09	\$2.34
	STONE MATRIX ASPHALT 12.5 MM SURFACE COU / T						
	404006M	2022Q1	4	10,156.00	\$1,402,147	\$138.06	\$131.74
		2022Q2	2	37,058.00	\$5,577,770	\$150.51	\$168.73
		2022Q3	1	1,307.00	\$274,470	\$210.00	\$196.67
			7	48,521.00	\$7,254,387	\$149.51	\$161.74
	UNDERLAYER PREPARATION / SY						
	405003P	2021Q4	1	1,176.00	\$4,704	\$4.00	\$1.95
		2022Q2	1	338.00	\$676	\$2.00	\$5.70
			2	1,514.00	\$5,380	\$3.55	\$2.79
	HIGH PERFORMANCE THIN OVERLAY / T						
	406005M	2022Q1	1	2,770.00	\$432,120	\$156.00	\$166.33

(item continued)

WEIGHTED AVERAGE ITEM PRICE REPORT
 BY REGION, ITEM, AND QUARTER

REGION	ITEM	CALENDAR QUARTER	NUMBER OF OCCUR'S	TOTAL QUANTITY	TOTAL DOLLARS	AVERAGE AWARDED PRICE	AVERAGE OF LOW 3 BIDDERS
N	HIGH PERFORMANCE THIN OVERLAY / T						
	406005M	2022Q2	1	22,800.00	\$3,361,860	\$147.45	\$165.37
			2	25,570.00	\$3,793,980	\$148.38	\$165.47

	BINDER RICH INTERMEDIATE COURSE, 4.75MM / T						
	407010M	2022Q2	1	8,048.00	\$2,655,840	\$330.00	\$296.67
		2022Q3	1	802.00	\$232,580	\$290.00	\$271.67
			2	8,850.00	\$2,888,420	\$326.38	\$294.40

	MICROPAVING JOINTS / LF						
	421007M	2022Q1	1	16,750.00	\$67,838	\$4.05	\$4.05
			1	16,750.00	\$67,838	\$4.05	\$4.05

	SLURRY SEAL AGGREGATE, TYPE II / T						
	421010M	2022Q1	1	1,410.00	\$160,106	\$113.55	\$113.55
			1	1,410.00	\$160,106	\$113.55	\$113.55

	SLURRY SEAL EMULSION / GAL						
	421011M	2022Q1	1	41,697.00	\$448,660	\$10.76	\$10.76
			1	41,697.00	\$448,660	\$10.76	\$10.76

	FOG SEAL STRIP / LF						
	422004M	2021Q4	1	20,000.00	\$21,000	\$1.05	\$1.77
		2022Q1	4	28,967.00	\$34,718	\$1.20	\$1.25
		2022Q2	1	15,800.00	\$79,000	\$5.00	\$3.90
			6	64,767.00	\$134,718	\$2.08	\$2.06

WEIGHTED AVERAGE ITEM PRICE REPORT
 BY REGION, ITEM, AND QUARTER

REGION	ITEM	CALENDAR QUARTER	NUMBER OF OCCUR'S	TOTAL QUANTITY	TOTAL DOLLARS	AVERAGE AWARDED PRICE	AVERAGE OF LOW 3 BIDDERS
N	HIGH FRICTION SURFACE TREATMENT / SY						
	423003M	2021Q4	1	2,600.00	\$93,600	\$36.00	\$39.33
			1	2,600.00	\$93,600	\$36.00	\$39.33
	HIGH FRICTION MAINTENANCE BOND / LS						
	423004P	2021Q4	1	1.00	\$10,000	\$10,000.00	\$11,500.00
			1	1.00	\$10,000	\$10,000.00	\$11,500.00
	PARTIAL DEPTH CONCRETE REPAIR / SY						
	452003M	2021Q4	1	500.00	\$5,000	\$10.00	\$275.00
			1	500.00	\$5,000	\$10.00	\$275.00
	PARTIAL DEPTH CONCRETE REPAIR, HOT APPL / SY						
	452004M	2022Q2	1	223.00	\$263,140	\$1,180.00	\$1,529.75
			1	223.00	\$263,140	\$1,180.00	\$1,529.75
	FULL DEPTH CONCRETE PAVEMENT REPAIR, HMA / SY						
	453006M	2021Q4	1	300.00	\$22,500	\$75.00	\$111.67
		2022Q1	4	950.00	\$58,250	\$61.32	\$106.34
		2022Q2	1	6,800.00	\$6,800	\$1.00	\$54.00
		2022Q3	1	50.00	\$7,000	\$140.00	\$88.33
			7	8,100.00	\$94,550	\$11.67	\$62.49
	FULL DEPTH CONCRETE PAVEMENT REPAIR, PRE / SY						
	453013M	2022Q2	1	180.00	\$411,300	\$2,285.00	\$1,949.35
			1	180.00	\$411,300	\$2,285.00	\$1,949.35

WEIGHTED AVERAGE ITEM PRICE REPORT
 BY REGION, ITEM, AND QUARTER

REGION	ITEM	CALENDAR QUARTER	NUMBER OF OCCUR'S	TOTAL QUANTITY	TOTAL DOLLARS	AVERAGE AWARDED PRICE	AVERAGE OF LOW 3 BIDDERS
N	CLEANING AND SEALING JOINTS AND CRACKS I / LF						
	456006M	2022Q2	1	135,000.00	\$587,250	\$4.35	\$3.57
		2022Q3	1	2,000.00	\$3,500	\$1.75	\$3.58
			2	137,000.00	\$590,750	\$4.31	\$3.57

	TEMPORARY SHEETING / SF						
	501003P	2021Q4	1	4,000.00	\$160,000	\$40.00	\$13.67
		2022Q1	2	4,244.00	\$122,480	\$28.86	\$12.58
		2022Q2	7	14,594.00	\$73,785	\$5.06	\$26.83
		2022Q3	1	8,540.00	\$85	\$0.01	\$1.01
			11	31,378.00	\$356,350	\$11.36	\$16.19

	PERMANENT SHEETING / SF						
	501006P	2022Q2	1	1,734.00	\$346,800	\$200.00	\$203.33
			1	1,734.00	\$346,800	\$200.00	\$203.33

	TEMPORARY COFFERDAM / LS						
	501009P	2021Q4	1	1.00	\$0	\$0.01	\$11,667.00
		2022Q2	1	1.00	\$1,325,000	\$1,325,000	\$1,664,431
			2	2.00	\$1,325,000	\$662,500	\$838,049

	FURNISHING EQUIPMENT FOR DRIVING PILES / LS						
	502003P	2022Q2	1	1.00	\$150,000	\$150,000	\$216,000
			1	1.00	\$150,000	\$150,000	\$216,000

	TEST PILE, FURNISHED / LF						
	502009M	2022Q2	1	614.00	\$61,400	\$100.00	\$165.00
			1	614.00	\$61,400	\$100.00	\$165.00

WEIGHTED AVERAGE ITEM PRICE REPORT
 BY REGION, ITEM, AND QUARTER

REGION	ITEM	CALENDAR QUARTER	NUMBER OF OCCUR'S	TOTAL QUANTITY	TOTAL DOLLARS	AVERAGE AWARDED PRICE	AVERAGE OF LOW 3 BIDDERS
N	TEST PILE, DRIVEN / LF						
	502012M	2022Q2	1	614.00	\$92,100	\$150.00	\$101.67
			1	614.00	\$92,100	\$150.00	\$101.67

	DYNAMIC PILE LOAD TEST / U						
	502018M	2022Q2	1	9.00	\$27,000	\$3,000.00	\$3,683.33
			1	9.00	\$27,000	\$3,000.00	\$3,683.33

	CAST-IN-PLACE CONCRETE PILE, FURNISHED, / LF						
	502030M	2022Q2	1	6,821.00	\$682,100	\$100.00	\$121.67
			1	6,821.00	\$682,100	\$100.00	\$121.67

	CAST-IN-PLACE CONCRETE PILE, DRIVEN, 18" / LF						
	502054M	2022Q2	1	6,821.00	\$545,680	\$80.00	\$77.67
			1	6,821.00	\$545,680	\$80.00	\$77.67

	PILE SHOE / U						
	502207M	2022Q2	1	126.00	\$94,500	\$750.00	\$566.67
			1	126.00	\$94,500	\$750.00	\$566.67

	RESTRIKE WITH PDA AND CAPWAP ANALYSIS / U						
	502307M	2022Q2	1	2.00	\$30,000	\$15,000.00	\$11,166.67
			1	2.00	\$30,000	\$15,000.00	\$11,166.67

	FURNISHING DRILLED SHAFT EQUIPMENT / LS						
	503003P	2022Q2	5	5.00	\$89,000	\$17,800.00	\$55,266.67
			5	5.00	\$89,000	\$17,800.00	\$55,266.67

WEIGHTED AVERAGE ITEM PRICE REPORT
 BY REGION, ITEM, AND QUARTER

REGION	ITEM	CALENDAR QUARTER	NUMBER OF OCCUR'S	TOTAL QUANTITY	TOTAL DOLLARS	AVERAGE AWARDED PRICE	AVERAGE OF LOW 3 BIDDERS
N	CROSSHOLE SONIC LOGGING / U						
	503012M	2022Q2	4	7.00	\$35,000	\$5,000.00	\$4,297.62
			4	7.00	\$35,000	\$5,000.00	\$4,297.62
	SHAFT CORING / LF						
	503015M	2022Q2	4	43.00	\$6,880	\$160.00	\$536.71
			4	43.00	\$6,880	\$160.00	\$536.71
	DRILLED SHAFT IN SOIL 36" DIAMETER / LF						
	503018M	2022Q2	1	116.00	\$185,600	\$1,600.00	\$1,360.00
			1	116.00	\$185,600	\$1,600.00	\$1,360.00
	DRILLED SHAFT IN SOIL 48" DIAMETER / LF						
	503021M	2022Q2	1	655.00	\$982,500	\$1,500.00	\$758.33
			1	655.00	\$982,500	\$1,500.00	\$758.33
	DRILLED SHAFT IN SOIL 60" DIAMETER / LF						
	503027M	2022Q2	3	73.00	\$175,770	\$2,407.81	\$2,023.72
			3	73.00	\$175,770	\$2,407.81	\$2,023.72
	DRILLED SHAFT IN ROCK 36" DIAMETER / LF						
	503033M	2022Q2	1	60.00	\$30,000	\$500.00	\$1,005.05
			1	60.00	\$30,000	\$500.00	\$1,005.05
	DRILLED SHAFT IN ROCK, 42" DIAMETER / LF						
	503035M	2022Q2	1	400.00	\$1,200,000	\$3,000.00	\$1,416.67
			1	400.00	\$1,200,000	\$3,000.00	\$1,416.67

WEIGHTED AVERAGE ITEM PRICE REPORT
 BY REGION, ITEM, AND QUARTER

REGION	ITEM	CALENDAR QUARTER	NUMBER OF OCCUR'S	TOTAL QUANTITY	TOTAL DOLLARS	AVERAGE AWARDED PRICE	AVERAGE OF LOW 3 BIDDERS
N	DRILLED SHAFT IN ROCK 60" DIAMETER / LF						
	503042M	2022Q2	1	10.00	\$48,000	\$4,800.00	\$3,891.67
			1	10.00	\$48,000	\$4,800.00	\$3,891.67

	TOMOGRAPHY / U						
	503051M	2022Q2	4	4.00	\$7,200	\$1,800.00	\$2,616.67
			4	4.00	\$7,200	\$1,800.00	\$2,616.67

	REINFORCEMENT STEEL / LB						
	504003P	2022Q1	1	201,480.00	\$312,294	\$1.55	\$2.07
		2022Q2	2	57,940.00	\$139,380	\$2.41	\$2.36
			3	259,420.00	\$451,674	\$1.74	\$2.13

	REINFORCEMENT STEEL, EPOXY-COATED / LB						
	504006P	2021Q4	2	590.00	\$1,387	\$2.35	\$8.03
		2022Q1	2	212,075.00	\$424,150	\$2.00	\$2.01
		2022Q2	9	212,634.00	\$661,052	\$3.11	\$2.78
		2022Q3	1	22,000.00	\$60,500	\$2.75	\$3.00
			14	447,299.00	\$1,147,088	\$2.56	\$2.43

	DRILL AND GROUT REINFORCEMENT STEEL / LF						
	504010P	2022Q1	1	726.00	\$16,698	\$23.00	\$24.33
		2022Q2	2	45.00	\$3,675	\$81.67	\$108.33
			3	771.00	\$20,373	\$26.42	\$29.24

	CONCRETE FOOTING / CY						
	504015P	2022Q1	1	696.00	\$417,600	\$600.00	\$566.67

(item continued)

WEIGHTED AVERAGE ITEM PRICE REPORT
 BY REGION, ITEM, AND QUARTER

REGION	ITEM	CALENDAR QUARTER	NUMBER OF OCCUR'S	TOTAL QUANTITY	TOTAL DOLLARS	AVERAGE AWARDED PRICE	AVERAGE OF LOW 3 BIDDERS
N	CONCRETE FOOTING / CY						
	504015P	2022Q2	6	766.00	\$788,900	\$1,029.90	\$906.62
		2022Q3	1	180.00	\$72,000	\$400.00	\$528.33
			8	1,642.00	\$1,278,500	\$778.62	\$721.05
	CONCRETE WING WALL / CY						
	504018P	2022Q1	2	658.00	\$1,193,200	\$1,813.37	\$2,067.22
		2022Q2	2	228.00	\$360,500	\$1,581.14	\$1,820.64
		2022Q3	1	30.00	\$36,000	\$1,200.00	\$1,783.33
			5	916.00	\$1,589,700	\$1,735.48	\$1,996.55
	CONCRETE ABUTMENT WALL / CY						
	504024P	2022Q1	2	176.00	\$241,600	\$1,372.73	\$1,066.67
		2022Q2	2	587.00	\$675,350	\$1,150.51	\$1,275.71
			4	763.00	\$916,950	\$1,201.77	\$1,227.49
	CONCRETE PIER COLUMN AND CAP, HPC / CY						
	504026P	2022Q2	5	70.00	\$232,430	\$3,320.43	\$2,377.71
			5	70.00	\$232,430	\$3,320.43	\$2,377.71
	CONCRETE PIER COLUMN AND CAP / CY						
	504027P	2022Q1	1	54.00	\$124,200	\$2,300.00	\$2,033.33
			1	54.00	\$124,200	\$2,300.00	\$2,033.33
	CONCRETE DIAPHRAGM, HPC / CY						
	504032P	2022Q1	1	49.00	\$73,500	\$1,500.00	\$1,533.33
			1	49.00	\$73,500	\$1,500.00	\$1,533.33

WEIGHTED AVERAGE ITEM PRICE REPORT
 BY REGION, ITEM, AND QUARTER

REGION	ITEM	CALENDAR QUARTER	NUMBER OF OCCUR'S	TOTAL QUANTITY	TOTAL DOLLARS	AVERAGE AWARDED PRICE	AVERAGE OF LOW 3 BIDDERS
N	EPOXY WATERPROOFING / SY						
	504036P	2021Q4	1	1,057.00	\$40,166	\$38.00	\$43.33
		2022Q1	2	104.00	\$5,200	\$50.00	\$59.36
		2022Q2	7	218.00	\$26,515	\$121.63	\$94.17
			10	1,379.00	\$71,881	\$52.13	\$52.58
	CONCRETE SURFACE TREATMENT / SY						
	504040P	2022Q1	1	1,136.00	\$45,440	\$40.00	\$19.33
			1	1,136.00	\$45,440	\$40.00	\$19.33
	CONCRETE STAINING / SY						
	504048P	2022Q1	2	1,883.00	\$44,513	\$23.64	\$25.56
		2022Q2	1	1,275.00	\$35,700	\$28.00	\$39.33
			3	3,158.00	\$80,213	\$25.40	\$31.12
	CONCRETE PYLON / LF						
	504053P	2022Q1	2	16.00	\$42,560	\$2,660.00	\$2,525.00
			2	16.00	\$42,560	\$2,660.00	\$2,525.00
	PRESTRESSED CONCRETE BOX BEAM, (TYPE BI- / LF						
	505027P	2022Q2	1	458.00	\$274,800	\$600.00	\$1,100.00
			1	458.00	\$274,800	\$600.00	\$1,100.00
	PRECAST CONCRETE CULVERT / LF						
	505057P	2022Q3	1	105.00	\$1,412,250	\$13,450.00	\$12,216.67
			1	105.00	\$1,412,250	\$13,450.00	\$12,216.67

WEIGHTED AVERAGE ITEM PRICE REPORT
 BY REGION, ITEM, AND QUARTER

REGION	ITEM	CALENDAR QUARTER	NUMBER OF OCCUR'S	TOTAL QUANTITY	TOTAL DOLLARS	AVERAGE AWARDED PRICE	AVERAGE OF LOW 3 BIDDERS
N	PRECAST CONCRETE RELIEF SLAB / CY						
	505059P	2022Q2	1	12.00	\$51,600	\$4,300.00	\$4,078.31
			1	12.00	\$51,600	\$4,300.00	\$4,078.31
	STRUCTURAL STEEL / LS						
	506003P	2022Q1	2	2.00	\$4,400,000	\$2,200,000	\$2,493,944
		2022Q2	2	2.00	\$4,915,000	\$2,457,500	\$2,520,682
			4	4.00	\$9,315,000	\$2,328,750	\$2,507,313
	REINFORCED ELASTOMERIC BEARING ASSEMBLY / U						
	506006P	2022Q1	1	30.00	\$141,000	\$4,700.00	\$4,500.00
		2022Q2	2	36.00	\$232,000	\$6,444.44	\$6,746.96
			3	66.00	\$373,000	\$5,651.52	\$5,725.61
	SHEAR CONNECTOR / U						
	506012P	2022Q1	1	7,020.00	\$35,100	\$5.00	\$5.00
		2022Q2	1	7,712.00	\$42,416	\$5.50	\$5.67
			2	14,732.00	\$77,516	\$5.26	\$5.35
	LUBRICATE BEARING / U						
	506013P	2021Q4	1	352.00	\$8,096	\$23.00	\$27.67
			1	352.00	\$8,096	\$23.00	\$27.67
	STEEL PEDESTRIAN BRIDGE / LS						
	506018P	2022Q1	1	1.00	\$548,000	\$548,000	\$666,000
			1	1.00	\$548,000	\$548,000	\$666,000

WEIGHTED AVERAGE ITEM PRICE REPORT
 BY REGION, ITEM, AND QUARTER

REGION	ITEM	CALENDAR QUARTER	NUMBER OF OCCUR'S	TOTAL QUANTITY	TOTAL DOLLARS	AVERAGE AWARDED PRICE	AVERAGE OF LOW 3 BIDDERS
N	STRONGBACK / LS						
	506068P	2022Q2	1	1.00	\$915,000	\$915,000	\$919,936
			1	1.00	\$915,000	\$915,000	\$919,936
	TEMPORARY BEAM / LS						
	506070P	2022Q2	1	1.00	\$10,000	\$10,000.00	\$86,666.67
			1	1.00	\$10,000	\$10,000.00	\$86,666.67
	DOWEL / U						
	506090P	2022Q2	1	360.00	\$19,800	\$55.00	\$81.53
			1	360.00	\$19,800	\$55.00	\$81.53
	STRIP SEAL EXPANSION JOINT ASSEMBLY / LF						
	507015P	2022Q1	2	170.00	\$78,650	\$462.65	\$440.49
		2022Q2	2	232.00	\$173,200	\$746.55	\$797.24
			4	402.00	\$251,850	\$626.49	\$646.37
	CONCRETE BRIDGE DECK, HPC / CY						
	507024P	2022Q1	2	669.00	\$993,500	\$1,485.05	\$1,395.57
		2022Q2	1	141.00	\$282,000	\$2,000.00	\$3,133.33
			3	810.00	\$1,275,500	\$1,574.69	\$1,698.07
	DATE PANEL / U						
	507027M	2022Q1	2	4.00	\$3,040	\$760.00	\$1,276.80
		2022Q2	1	2.00	\$8,000	\$4,000.00	\$3,392.68
		2022Q3	1	2.00	\$6,000	\$3,000.00	\$2,366.67
			4	8.00	\$17,040	\$2,130.00	\$2,078.24

WEIGHTED AVERAGE ITEM PRICE REPORT
 BY REGION, ITEM, AND QUARTER

REGION	ITEM	CALENDAR QUARTER	NUMBER OF OCCUR'S	TOTAL QUANTITY	TOTAL DOLLARS	AVERAGE AWARDED PRICE	AVERAGE OF LOW 3 BIDDERS
N	CONCRETE BRIDGE SIDEWALK, HPC / CY						
	507033P	2022Q1	1	78.00	\$62,400	\$800.00	\$950.00
		2022Q2	2	98.00	\$110,250	\$1,125.00	\$1,127.71
		2022Q3	1	60.00	\$18,000	\$300.00	\$733.33
			4	236.00	\$190,650	\$807.84	\$968.71
	BARRIER PARAPET MODIFICATIONS / LF						
	507037P	2022Q1	1	3.00	\$13,005	\$4,335.00	\$4,928.33
		2022Q2	1	23.00	\$67,850	\$2,950.00	\$2,662.50
			2	26.00	\$80,855	\$3,109.81	\$2,923.94
	CONCRETE BRIDGE PARAPET, HPC / LF						
	507039P	2021Q4	2	22.00	\$24,050	\$1,093.18	\$1,059.09
		2022Q1	1	562.00	\$73,060	\$130.00	\$181.67
		2022Q2	6	590.00	\$329,040	\$557.69	\$539.94
		2022Q3	1	42.00	\$54,600	\$1,300.00	\$925.00
			10	1,216.00	\$480,750	\$395.35	\$397.05
	CONCRETE SLEEPER SLAB / CY						
	507050M	2022Q2	1	46.00	\$55,200	\$1,200.00	\$1,266.67
			1	46.00	\$55,200	\$1,200.00	\$1,266.67
	CONCRETE BRIDGE APPROACH / CY						
	507051P	2022Q2	1	165.00	\$231,000	\$1,400.00	\$1,455.08
			1	165.00	\$231,000	\$1,400.00	\$1,455.08
	CONCRETE BRIDGE RELIEF SLAB / SY						
	507054P	2022Q2	1	247.00	\$98,800	\$400.00	\$400.00
			1	247.00	\$98,800	\$400.00	\$400.00

WEIGHTED AVERAGE ITEM PRICE REPORT
 BY REGION, ITEM, AND QUARTER

REGION	ITEM	CALENDAR QUARTER	NUMBER OF OCCUR'S	TOTAL QUANTITY	TOTAL DOLLARS	AVERAGE AWARDED PRICE	AVERAGE OF LOW 3 BIDDERS
N	CONC BRD DECK, LIGHTWEIGHT CORROSION / CY						
	507075P	2022Q2	1	299.00	\$672,750	\$2,250.00	\$1,666.67
			1	299.00	\$672,750	\$2,250.00	\$1,666.67

	STEEL 1 BAR BRIDGE RAILING / LF						
	507082P	2022Q1	1	551.00	\$103,037	\$187.00	\$160.32
			1	551.00	\$103,037	\$187.00	\$160.32

	STEEL 4 BAR BRIDGE RAILING / LF						
	507085P	2022Q2	1	237.00	\$100,725	\$425.00	\$395.00
		2022Q3	1	90.00	\$37,800	\$420.00	\$398.33
			2	327.00	\$138,525	\$423.62	\$395.92

	INLET FRAME AND GRATE / U						
	508003M	2022Q3	1	5.00	\$8,000	\$1,600.00	\$1,616.67
			1	5.00	\$8,000	\$1,600.00	\$1,616.67

	" FIBERGLASS PIPE / LF						
	508902P	2022Q1	1	67.00	\$6,030	\$90.00	\$88.33
			1	67.00	\$6,030	\$90.00	\$88.33

	CHAIN-LINK FENCE, ALUMINUM-COATED STEEL, / LF						
	509078P	2022Q1	1	551.00	\$121,220	\$220.00	\$220.00
			1	551.00	\$121,220	\$220.00	\$220.00

	CHAIN-LINK FENCE, TYPE I, ZINC-COATED / LF						
	509097P	2022Q2	1	424.00	\$84,800	\$200.00	\$239.48
			1	424.00	\$84,800	\$200.00	\$239.48

WEIGHTED AVERAGE ITEM PRICE REPORT
 BY REGION, ITEM, AND QUARTER

REGION	ITEM	CALENDAR QUARTER	NUMBER OF OCCUR'S	TOTAL QUANTITY	TOTAL DOLLARS	AVERAGE AWARDED PRICE	AVERAGE OF LOW 3 BIDDERS
N	STEEL PEDESTRIAN BRIDGE RAILING, 4' HIGH / LF						
	509114P	2022Q1	1	1,300.00	\$585,000	\$450.00	\$450.00
			1	1,300.00	\$585,000	\$450.00	\$450.00
	CHAIN-LINK FENCE, TYPE IV, PVC-COATED / LF						
	509127P	2022Q1	1	110.00	\$19,800	\$180.00	\$243.33
			1	110.00	\$19,800	\$180.00	\$243.33
	BRIDGE COMB RAILING (1 RAIL, STEEL) / LF						
	509150P	2022Q2	1	504.00	\$88,200	\$175.00	\$182.61
			1	504.00	\$88,200	\$175.00	\$182.61
	CANTILEVER SIGN SUPPORT, STRUCTURE NO. _ / U						
	512003M	2022Q2	4	4.00	\$447,000	\$111,750	\$170,583
			4	4.00	\$447,000	\$111,750	\$170,583
	OVERHEAD SIGN SUPPORT, STRUCTURE NO. ___ / U						
	512012M	2022Q2	1	1.00	\$182,000	\$182,000	\$277,333
			1	1.00	\$182,000	\$182,000	\$277,333
	RETAINING WALL, LOCATION NO. ___ / SF						
	513003P	2021Q4	1	2,500.00	\$750,000	\$300.00	\$308.67
			1	2,500.00	\$750,000	\$300.00	\$308.67
	RETAINING WALL, CAST-IN-PLACE, LOCATION / SF						
	513006P	2022Q2	1	8,205.00	\$1,805,100	\$220.00	\$377.67
			1	8,205.00	\$1,805,100	\$220.00	\$377.67

WEIGHTED AVERAGE ITEM PRICE REPORT
 BY REGION, ITEM, AND QUARTER

REGION	ITEM	CALENDAR QUARTER	NUMBER OF OCCUR'S	TOTAL QUANTITY	TOTAL DOLLARS	AVERAGE AWARDED PRICE	AVERAGE OF LOW 3 BIDDERS
N	LANDSCAPE RETAINING WALL / SF						
	513015P	2022Q2	1	560.00	\$56,000	\$100.00	\$130.58
			1	560.00	\$56,000	\$100.00	\$130.58
	TEMPORARY SUPPORT / LS						
	514015P	2022Q2	2	2.00	\$265,000	\$132,500	\$142,384
			2	2.00	\$265,000	\$132,500	\$142,384
	TEMPORARY STRUCTURE, UTILITIES SUPPORT / LS						
	514017P	2022Q3	1	1.00	\$30,000	\$30,000.00	\$68,666.67
			1	1.00	\$30,000	\$30,000.00	\$68,666.67
	CONCRETE DECK REPAIR, TYPE B / SF						
	551006M	2021Q4	3	310.00	\$61,840	\$199.48	\$194.29
		2022Q2	1	675.00	\$91,125	\$135.00	\$116.67
			4	985.00	\$152,965	\$155.29	\$141.10
	PARAPET MODIFICATIONS / LF						
	551080P	2022Q2	11	217.00	\$484,400	\$2,232.26	\$1,969.95
			11	217.00	\$484,400	\$2,232.26	\$1,969.95
	PRESSURE INJECTION, CONCRETE CRACKS / LF						
	552003M	2021Q4	1	50.00	\$13,050	\$261.00	\$158.67
		2022Q1	1	23.00	\$2,300	\$100.00	\$101.33
			2	73.00	\$15,350	\$210.27	\$140.60

WEIGHTED AVERAGE ITEM PRICE REPORT
 BY REGION, ITEM, AND QUARTER

REGION	ITEM	CALENDAR QUARTER	NUMBER OF OCCUR'S	TOTAL QUANTITY	TOTAL DOLLARS	AVERAGE AWARDED PRICE	AVERAGE OF LOW 3 BIDDERS
N	SUBSTRUCTURE CONCRETE REPAIR / SF						
	555003M	2021Q4	1	400.00	\$32,000	\$80.00	\$235.00
			1	400.00	\$32,000	\$80.00	\$235.00
	BRIDGE DECK WATERPROOF SURFACE COURSE / T						
	555006M	2021Q4	1	45.00	\$65,025	\$1,445.00	\$1,248.33
			1	45.00	\$65,025	\$1,445.00	\$1,248.33
	CONCRETE SPALL REPAIR, TYPE 1 / SF						
	555009M	2022Q1	1	12.00	\$3,600	\$300.00	\$283.33
			1	12.00	\$3,600	\$300.00	\$283.33
	TACK COAT 64E-22 / GAL						
	555070M	2021Q4	1	115.00	\$1,150	\$10.00	\$10.67
			1	115.00	\$1,150	\$10.00	\$10.67
	RIVET REPLACEMENT / U						
	558005P	2022Q1	1	912.00	\$182,400	\$200.00	\$175.00
			1	912.00	\$182,400	\$200.00	\$175.00
	18" CORRUGATED ALUMINUM ALLOY PIPE / LF						
	601016P	2021Q4	1	222.00	\$13,320	\$60.00	\$95.00
			1	222.00	\$13,320	\$60.00	\$95.00
	24" CORRUGATED METAL PIPE / LF						
	601092P	2022Q1	1	20.00	\$30,000	\$1,500.00	\$1,500.00
			1	20.00	\$30,000	\$1,500.00	\$1,500.00

WEIGHTED AVERAGE ITEM PRICE REPORT
 BY REGION, ITEM, AND QUARTER

REGION	ITEM	CALENDAR QUARTER	NUMBER OF OCCUR'S	TOTAL QUANTITY	TOTAL DOLLARS	AVERAGE AWARDED PRICE	AVERAGE OF LOW 3 BIDDERS
N	36" CORRUGATED METAL PIPE / LF						
	601100P	2022Q2	1	42.00	\$2,100	\$50.00	\$112.63
			1	42.00	\$2,100	\$50.00	\$112.63
	12" REINFORCED CONCRETE PIPE / LF						
	601120P	2021Q4	2	149.00	\$12,340	\$82.82	\$92.57
			2	149.00	\$12,340	\$82.82	\$92.57
	15" REINFORCED CONCRETE PIPE / LF						
	601122P	2021Q4	2	3,186.00	\$268,272	\$84.20	\$93.10
		2022Q1	1	107.00	\$10,700	\$100.00	\$88.33
		2022Q2	4	6,369.00	\$857,582	\$134.65	\$139.83
		2022Q3	1	11.00	\$1,925	\$175.00	\$181.67
			8	9,673.00	\$1,138,479	\$117.70	\$123.92
	18" REINFORCED CONCRETE PIPE / LF						
	601124P	2021Q4	1	147.00	\$12,201	\$83.00	\$91.00
		2022Q2	3	3,933.00	\$483,780	\$123.01	\$158.29
		2022Q3	1	656.00	\$45,920	\$70.00	\$80.67
			5	4,736.00	\$541,901	\$114.42	\$145.45
	24" REINFORCED CONCRETE PIPE / LF						
	601128P	2021Q4	1	32.00	\$3,680	\$115.00	\$171.67
		2022Q2	1	1,398.00	\$188,730	\$135.00	\$213.33
		2022Q3	1	249.00	\$27,390	\$110.00	\$126.67
			3	1,679.00	\$219,800	\$130.91	\$199.69
	30" REINFORCED CONCRETE PIPE / LF						
	601132P	2022Q2	1	811.00	\$137,870	\$170.00	\$249.33
			1	811.00	\$137,870	\$170.00	\$249.33

WEIGHTED AVERAGE ITEM PRICE REPORT
 BY REGION, ITEM, AND QUARTER

REGION	ITEM	CALENDAR QUARTER	NUMBER OF OCCUR'S	TOTAL QUANTITY	TOTAL DOLLARS	AVERAGE AWARDED PRICE	AVERAGE OF LOW 3 BIDDERS
N	36" REINFORCED CONCRETE PIPE / LF						
	601134P	2022Q2	1	329.00	\$78,960	\$240.00	\$294.67
			1	329.00	\$78,960	\$240.00	\$294.67
	15" REINFORCED CONCRETE PIPE, CLASS IV / LF						
	601158P	2022Q2	1	64.00	\$6,400	\$100.00	\$132.33
		2022Q3	1	9.00	\$1,350	\$150.00	\$193.33
			2	73.00	\$7,750	\$106.16	\$139.85
	18" REINFORCED CONCRETE PIPE, CLASS IV / LF						
	601160P	2022Q2	2	186.00	\$23,431	\$125.97	\$171.72
			2	186.00	\$23,431	\$125.97	\$171.72
	24" REINFORCED CONCRETE PIPE, CLASS IV / LF						
	601164P	2022Q2	1	79.00	\$10,428	\$132.00	\$215.67
			1	79.00	\$10,428	\$132.00	\$215.67
	6" HIGH DENSITY POLYETHYLENE PIPE / LF						
	601249P	2021Q4	1	208.00	\$5,200	\$25.00	\$33.33
			1	208.00	\$5,200	\$25.00	\$33.33
	18" HIGH DENSITY POLYETHYLENE PIPE / LF						
	601250P	2022Q2	1	476.00	\$40,460	\$85.00	\$97.33
			1	476.00	\$40,460	\$85.00	\$97.33
	18" CORRUGATED ALUMINUM ALLOY END SECTIO / U						
	601264M	2021Q4	1	1.00	\$950	\$950.00	\$1,583.33
			1	1.00	\$950	\$950.00	\$1,583.33

WEIGHTED AVERAGE ITEM PRICE REPORT
 BY REGION, ITEM, AND QUARTER

REGION	ITEM	CALENDAR QUARTER	NUMBER OF OCCUR'S	TOTAL QUANTITY	TOTAL DOLLARS	AVERAGE AWARDED PRICE	AVERAGE OF LOW 3 BIDDERS
N	18" CORRUGATED STEEL END SECTION / U						
	601300M	2022Q2	1	1.00	\$3,250	\$3,250.00	\$3,766.67
			1	1.00	\$3,250	\$3,250.00	\$3,766.67
	15" REINFORCED CONCRETE END SECTION / U						
	601370M	2021Q4	1	5.00	\$7,500	\$1,500.00	\$2,266.67
			1	5.00	\$7,500	\$1,500.00	\$2,266.67
	24" REINFORCED CONCRETE END SECTION / U						
	601376M	2021Q4	1	1.00	\$2,250	\$2,250.00	\$2,983.33
			1	1.00	\$2,250	\$2,250.00	\$2,983.33
	SUBBASE OUTLET DRAIN / LF						
	601404P	2022Q2	1	98.00	\$4,900	\$50.00	\$71.96
			1	98.00	\$4,900	\$50.00	\$71.96
	8" HIGH DENSITY POLYETHYLENE PIPE / LF						
	601409P	2021Q4	1	100.00	\$2,500	\$25.00	\$39.00
		2022Q1	1	134.00	\$8,040	\$60.00	\$47.33
			2	234.00	\$10,540	\$45.04	\$43.77
	8" CORRUGATED STEEL UNDERDRAIN PIPE / LF						
	601410P	2022Q1	1	165.00	\$6,930	\$42.00	\$46.67
		2022Q2	1	14.00	\$2,100	\$150.00	\$139.60
			2	179.00	\$9,030	\$50.45	\$53.93

WEIGHTED AVERAGE ITEM PRICE REPORT
 BY REGION, ITEM, AND QUARTER

REGION	ITEM	CALENDAR QUARTER	NUMBER OF OCCUR'S	TOTAL QUANTITY	TOTAL DOLLARS	AVERAGE AWARDED PRICE	AVERAGE OF LOW 3 BIDDERS
N	4" PERFORATED HDPE PIPE / LF						
	601411P	2021Q4	1	354.00	\$8,850	\$25.00	\$26.17
			1	354.00	\$8,850	\$25.00	\$26.17

	UNDERDRAIN, TYPE F / LF						
	601416P	2022Q2	1	54.00	\$4,860	\$90.00	\$97.02
			1	54.00	\$4,860	\$90.00	\$97.02

	8" PERFORATED HD POLYETHYLENE PIPE / LF						
	601419P	2022Q1	1	850.00	\$29,750	\$35.00	\$33.67
		2022Q2	2	461.00	\$28,840	\$62.56	\$67.06
			3	1,311.00	\$58,590	\$44.69	\$45.41

	14" X 23" REINFORCED CONCRETE ELLIPTICAL / LF						
	601596P	2022Q2	1	117.00	\$17,316	\$148.00	\$269.33
			1	117.00	\$17,316	\$148.00	\$269.33

	24" X 38" REINFORCED CONCRETE ELLIPTICAL / LF						
	601602P	2022Q2	1	76.00	\$15,200	\$200.00	\$316.67
			1	76.00	\$15,200	\$200.00	\$316.67

	34" X 53" REINFORCED CONCRETE ELLIPTICAL / LF						
	601610P	2022Q2	1	133.00	\$259,350	\$1,950.00	\$1,741.67
			1	133.00	\$259,350	\$1,950.00	\$1,741.67

	14" X 23" REINFORCED CONCRETE ELLIPTICAL / LF						
	601630P	2022Q2	2	253.00	\$47,015	\$185.83	\$215.75
			2	253.00	\$47,015	\$185.83	\$215.75

WEIGHTED AVERAGE ITEM PRICE REPORT
 BY REGION, ITEM, AND QUARTER

REGION	ITEM	CALENDAR QUARTER	NUMBER OF OCCUR'S	TOTAL QUANTITY	TOTAL DOLLARS	AVERAGE AWARDED PRICE	AVERAGE OF LOW 3 BIDDERS
N	24" X 38" REINFORCED CONCRETE ELLIPTICAL / LF						
	601636P	2022Q2	1	41.00	\$9,020	\$220.00	\$353.33
			1	41.00	\$9,020	\$220.00	\$353.33

	VIDEO INSPECTION OF PIPE / LF						
	601664M	2021Q4	1	2,000.00	\$17,100	\$8.55	\$8.40
		2022Q2	1	958.00	\$16,286	\$17.00	\$8.20
			2	2,958.00	\$33,386	\$11.29	\$8.34

	CLEANING EXISTING PIPE, 10" DIAMETER / LF						
	601668M	2022Q2	1	125.00	\$875	\$7.00	\$6.00
			1	125.00	\$875	\$7.00	\$6.00

	CLEANING EXISTING PIPE, 12" TO 24" DIAME / LF						
	601670M	2021Q4	2	2,006.00	\$15,165	\$7.56	\$7.31
		2022Q1	4	1,780.00	\$13,918	\$7.82	\$9.57
		2022Q2	6	29,221.00	\$329,421	\$11.27	\$8.85
		2022Q3	1	462.00	\$4,389	\$9.50	\$9.50
			13	33,469.00	\$362,892	\$10.84	\$8.81

	CLEANING EXISTING PIPE, OVER 24" TO 48" / LF						
	601672M	2021Q4	2	601.00	\$5,645	\$9.39	\$10.70
		2022Q2	3	5,155.00	\$144,080	\$27.95	\$23.78
		2022Q3	1	37.00	\$4,440	\$120.00	\$114.33
			6	5,793.00	\$154,165	\$26.61	\$23.00

	CLEANING EXISTING PIPE, OVER 48" TO 72" / LF						
	601674M	2022Q2	1	1,340.00	\$55,744	\$41.60	\$34.20
			1	1,340.00	\$55,744	\$41.60	\$34.20

WEIGHTED AVERAGE ITEM PRICE REPORT
 BY REGION, ITEM, AND QUARTER

REGION	ITEM	CALENDAR QUARTER	NUMBER OF OCCUR'S	TOTAL QUANTITY	TOTAL DOLLARS	AVERAGE AWARDED PRICE	AVERAGE OF LOW 3 BIDDERS
N	18" DUCTILE IRON PIPE / LF						
	601681M	2022Q2	1	150.00	\$36,000	\$240.00	\$281.67
			1	150.00	\$36,000	\$240.00	\$281.67

	LINING EXISTING PIPE 12" / LF						
	601833P	2021Q4	1	270.00	\$95,850	\$355.00	\$345.67
			1	270.00	\$95,850	\$355.00	\$345.67

	LINING EXISTING PIPE 15" / LF						
	601835P	2021Q4	1	245.00	\$98,490	\$402.00	\$392.00
			1	245.00	\$98,490	\$402.00	\$392.00

	LINING EXISTING PIPE 18" / LF						
	601837P	2021Q4	1	235.00	\$40,185	\$171.00	\$166.67
			1	235.00	\$40,185	\$171.00	\$166.67

	LINING EXISTING PIPE 14" X 23" / LF						
	601870P	2021Q4	1	820.00	\$189,420	\$231.00	\$225.00
			1	820.00	\$189,420	\$231.00	\$225.00

	LINING EXISTING PIPE 19" X 30" / LF						
	601875P	2021Q4	1	30.00	\$11,880	\$396.00	\$9,866.00
			1	30.00	\$11,880	\$396.00	\$9,866.00

	CONCRETE HEADWALL / CY						
	602006P	2022Q2	3	341.00	\$833,000	\$2,442.82	\$2,816.40
			3	341.00	\$833,000	\$2,442.82	\$2,816.40

WEIGHTED AVERAGE ITEM PRICE REPORT
 BY REGION, ITEM, AND QUARTER

REGION	ITEM	CALENDAR QUARTER	NUMBER OF OCCUR'S	TOTAL QUANTITY	TOTAL DOLLARS	AVERAGE AWARDED PRICE	AVERAGE OF LOW 3 BIDDERS
N	INLET, TYPE A / U						
	602009M	2021Q4	1	1.00	\$5,150	\$5,150.00	\$5,300.00
		2022Q2	2	7.00	\$38,400	\$5,485.71	\$4,723.81
		2022Q3	1	1.00	\$4,500	\$4,500.00	\$4,850.00
			4	9.00	\$48,050	\$5,338.89	\$4,801.85
	SPECIAL INLET, TYPE B / U						
	602011M	2022Q2	1	1.00	\$14,500	\$14,500.00	\$20,398.13
			1	1.00	\$14,500	\$14,500.00	\$20,398.13
	INLET, TYPE B / U						
	602012M	2021Q4	2	38.00	\$145,360	\$3,825.26	\$4,101.93
		2022Q2	4	122.00	\$621,800	\$5,096.72	\$5,791.14
		2022Q3	1	7.00	\$42,000	\$6,000.00	\$5,766.67
			7	167.00	\$809,160	\$4,845.27	\$5,405.74
	INLET, TYPE DOUBLE B / U						
	602013M	2022Q2	1	25.00	\$212,500	\$8,500.00	\$8,666.67
		2022Q3	1	4.00	\$40,000	\$10,000.00	\$8,666.67
			2	29.00	\$252,500	\$8,706.90	\$8,666.67
	INLET, TYPE E / U						
	602018M	2021Q4	1	9.00	\$36,000	\$4,000.00	\$4,166.67
		2022Q1	1	1.00	\$7,000	\$7,000.00	\$6,333.33
		2022Q2	1	8.00	\$40,000	\$5,000.00	\$5,400.00
		2022Q3	1	4.00	\$28,000	\$7,000.00	\$5,300.00
			4	22.00	\$111,000	\$5,045.45	\$4,919.70

WEIGHTED AVERAGE ITEM PRICE REPORT
 BY REGION, ITEM, AND QUARTER

REGION	ITEM	CALENDAR QUARTER	NUMBER OF OCCUR'S	TOTAL QUANTITY	TOTAL DOLLARS	AVERAGE AWARDED PRICE	AVERAGE OF LOW 3 BIDDERS
N	INLET, TYPE DOUBLE E / U						
	602019M	2022Q2	1	1.00	\$9,000	\$9,000.00	\$9,833.33
			1	1.00	\$9,000	\$9,000.00	\$9,833.33
	INLET, TYPE ES / U						
	602021M	2022Q2	2	5.00	\$42,000	\$8,400.00	\$8,640.00
			2	5.00	\$42,000	\$8,400.00	\$8,640.00
	INLET, TYPE D-1 / U						
	602030M	2022Q2	1	48.00	\$211,200	\$4,400.00	\$5,333.33
			1	48.00	\$211,200	\$4,400.00	\$5,333.33
	STORM DRAIN MARKER / U						
	602031M	2022Q1	2	32.00	\$2,150	\$67.19	\$53.67
			2	32.00	\$2,150	\$67.19	\$53.67
	INLET, TYPE D-2 / U						
	602033M	2022Q2	2	8.00	\$42,400	\$5,300.00	\$7,445.83
			2	8.00	\$42,400	\$5,300.00	\$7,445.83
	INLET, TYPE E-1 / U						
	602036M	2022Q2	1	1.00	\$7,500	\$7,500.00	\$9,000.00
			1	1.00	\$7,500	\$7,500.00	\$9,000.00
	INLET, TYPE A MODIFIED / U						
	602042M	2022Q2	1	2.00	\$15,000	\$7,500.00	\$7,133.33
			1	2.00	\$15,000	\$7,500.00	\$7,133.33

WEIGHTED AVERAGE ITEM PRICE REPORT
 BY REGION, ITEM, AND QUARTER

REGION	ITEM	CALENDAR QUARTER	NUMBER OF OCCUR'S	TOTAL QUANTITY	TOTAL DOLLARS	AVERAGE AWARDED PRICE	AVERAGE OF LOW 3 BIDDERS
N	INLET, TYPE B-2 MODIFIED / U						
	602051M	2022Q2	1	1.00	\$15,000	\$15,000.00	\$10,166.67
			1	1.00	\$15,000	\$15,000.00	\$10,166.67

	MANHOLE, 4' DIAMETER / U						
	602054M	2021Q4	2	10.00	\$38,500	\$3,850.00	\$4,216.67
		2022Q1	1	3.00	\$36,000	\$12,000.00	\$7,750.00
		2022Q2	4	17.00	\$103,000	\$6,058.82	\$6,230.04
		2022Q3	1	2.00	\$10,000	\$5,000.00	\$4,716.67
			8	32.00	\$187,500	\$5,859.38	\$5,648.77

	MANHOLE, 5' DIAMETER / U						
	602057M	2022Q2	1	2.00	\$15,000	\$7,500.00	\$8,133.33
			1	2.00	\$15,000	\$7,500.00	\$8,133.33

	INLET CONVERTED TO MANHOLE / U						
	602096M	2021Q4	1	1.00	\$1,700	\$1,700.00	\$2,300.00
		2022Q2	2	2.00	\$5,400	\$2,700.00	\$3,073.51
			3	3.00	\$7,100	\$2,366.67	\$2,815.67

	RESET EXISTING CASTING / U						
	602099M	2021Q4	2	162.00	\$121,500	\$750.00	\$700.62
		2022Q1	5	61.00	\$12,000	\$196.72	\$263.49
		2022Q2	5	31.00	\$28,325	\$913.71	\$756.67
			12	254.00	\$161,825	\$637.11	\$602.48

	SET INLET TYPE A, CASTING / U						
	602102M	2021Q4	1	2.00	\$2,310	\$1,155.00	\$1,185.00

(item continued)

WEIGHTED AVERAGE ITEM PRICE REPORT
 BY REGION, ITEM, AND QUARTER

REGION	ITEM	CALENDAR QUARTER	NUMBER OF OCCUR'S	TOTAL QUANTITY	TOTAL DOLLARS	AVERAGE AWARDED PRICE	AVERAGE OF LOW 3 BIDDERS
N	SET INLET TYPE A, CASTING / U						
	602102M	2022Q1	4	47.00	\$12,112	\$257.70	\$421.08
			5	49.00	\$14,422	\$294.33	\$452.26
	SET INLET TYPE B, CASTING / U						
	602105M	2021Q4	1	141.00	\$212,205	\$1,505.00	\$1,651.67
		2022Q1	6	129.00	\$163,416	\$1,266.79	\$1,199.41
		2022Q2	4	21.00	\$43,660	\$2,079.05	\$1,726.75
		2022Q3	1	4.00	\$6,800	\$1,700.00	\$1,383.33
			12	295.00	\$426,081	\$1,444.34	\$1,455.60
	SET INLET TYPE E, CASTING / U						
	602108M	2021Q4	1	3.00	\$4,875	\$1,625.00	\$1,716.67
		2022Q1	4	48.00	\$16,103	\$335.48	\$540.85
		2022Q2	2	12.00	\$28,400	\$2,366.67	\$1,843.62
		2022Q3	1	1.00	\$1,800	\$1,800.00	\$1,416.67
			8	64.00	\$51,178	\$799.66	\$853.92
	SET INLET TYPE ES, CASTING / U						
	602111M	2022Q1	4	14.00	\$19,410	\$1,386.43	\$1,630.24
			4	14.00	\$19,410	\$1,386.43	\$1,630.24
	SET MANHOLE CASTING / U						
	602114M	2021Q4	1	49.00	\$56,350	\$1,150.00	\$1,050.00
		2022Q1	4	86.00	\$50,564	\$587.95	\$909.84
		2022Q2	1	25.00	\$52,500	\$2,100.00	\$1,500.00
		2022Q3	1	4.00	\$4,200	\$1,050.00	\$1,000.00
			7	164.00	\$163,614	\$997.65	\$1,043.88

WEIGHTED AVERAGE ITEM PRICE REPORT
 BY REGION, ITEM, AND QUARTER

REGION	ITEM	CALENDAR QUARTER	NUMBER OF OCCUR'S	TOTAL QUANTITY	TOTAL DOLLARS	AVERAGE AWARDED PRICE	AVERAGE OF LOW 3 BIDDERS
N	SET SQUARE FRAMED MANHOLE CASTING, CIRCU / U						
	602117M	2022Q1	2	22.00	\$46,000	\$2,090.91	\$2,187.12
			2	22.00	\$46,000	\$2,090.91	\$2,187.12
RECONSTRUCTED INLET, TYPE A, USING EXIST / U							
	602120M	2022Q1	3	11.00	\$5,800	\$527.27	\$409.92
			3	11.00	\$5,800	\$527.27	\$409.92
RECONSTRUCTED INLET, TYPE B, USING EXIST / U							
	602123M	2022Q1	2	10.00	\$500	\$50.00	\$284.17
		2022Q2	2	3.00	\$9,500	\$3,166.67	\$2,836.78
		2022Q3	1	1.00	\$2,000	\$2,000.00	\$2,750.00
			5	14.00	\$12,000	\$857.14	\$1,007.29
RECONSTRUCTED INLET, TYPE E, USING EXIST / U							
	602129M	2022Q1	2	10.00	\$550	\$55.00	\$285.83
		2022Q2	1	2.00	\$10,000	\$5,000.00	\$3,000.00
			3	12.00	\$10,550	\$879.17	\$738.19
RECONSTRUCTED INLET, TYPE D-1, USING EXI / U							
	602138M	2022Q2	1	1.00	\$6,000	\$6,000.00	\$5,838.50
			1	1.00	\$6,000	\$6,000.00	\$5,838.50
RECONSTRUCTED INLET, TYPE D-2, USING EXI / U							
	602141M	2022Q2	1	2.00	\$4,000	\$2,000.00	\$2,108.33
			1	2.00	\$4,000	\$2,000.00	\$2,108.33

WEIGHTED AVERAGE ITEM PRICE REPORT
 BY REGION, ITEM, AND QUARTER

REGION	ITEM	CALENDAR QUARTER	NUMBER OF OCCUR'S	TOTAL QUANTITY	TOTAL DOLLARS	AVERAGE AWARDED PRICE	AVERAGE OF LOW 3 BIDDERS
N	RECONSTRUCTED INLET, TYPE E-2, USING EXI / U						
	602147M	2022Q2	1	1.00	\$5,000	\$5,000.00	\$3,133.33
			1	1.00	\$5,000	\$5,000.00	\$3,133.33
	RECONSTRUCTED INLET, TYPE___, EXIST CAST / U						
	602148M	2022Q2	1	1.00	\$2,000	\$2,000.00	\$2,950.00
			1	1.00	\$2,000	\$2,000.00	\$2,950.00
	RECONSTRUCTED INLET, TYPE___, NEW CAST / U						
	602149M	2021Q4	1	51.00	\$108,885	\$2,135.00	\$2,445.00
			1	51.00	\$108,885	\$2,135.00	\$2,445.00
	RECONSTRUCTED INLET, TYPE A, USING NEW C / U						
	602150M	2022Q1	4	26.00	\$13,900	\$534.62	\$673.85
			4	26.00	\$13,900	\$534.62	\$673.85
	RECONSTRUCTED INLET, TYPE B, USING NEW C / U						
	602153M	2021Q4	2	11.00	\$34,945	\$3,176.82	\$2,598.33
		2022Q1	5	95.00	\$144,079	\$1,516.62	\$1,474.53
		2022Q2	2	9.00	\$23,700	\$2,633.33	\$2,673.27
			9	115.00	\$202,724	\$1,762.82	\$1,675.84
	RECONSTRUCTED INLET, TYPE E, USING NEW C / U						
	602159M	2022Q1	4	26.00	\$16,670	\$641.15	\$879.62
			4	26.00	\$16,670	\$641.15	\$879.62

WEIGHTED AVERAGE ITEM PRICE REPORT
 BY REGION, ITEM, AND QUARTER

REGION	ITEM	CALENDAR QUARTER	NUMBER OF OCCUR'S	TOTAL QUANTITY	TOTAL DOLLARS	AVERAGE AWARDED PRICE	AVERAGE OF LOW 3 BIDDERS
N	RECONSTRUCTED INLET, TYPE D-1, USING NEW / U						
	602168M	2022Q1	1	2.00	\$5,060	\$2,530.00	\$2,431.67
			1	2.00	\$5,060	\$2,530.00	\$2,431.67
	RECONSTRUCTED INLET, TYPE D-2, USING NEW / U						
	602171M	2022Q1	1	2.00	\$5,720	\$2,860.00	\$2,746.67
		2022Q2	1	6.00	\$18,000	\$3,000.00	\$3,833.33
			2	8.00	\$23,720	\$2,965.00	\$3,561.67
	RECONSTRUCTED MANHOLE, USING EXISTING CA / U						
	602180M	2022Q1	2	10.00	\$500	\$50.00	\$308.33
			2	10.00	\$500	\$50.00	\$308.33
	RECONSTRUCTED MANHOLE, USING NEW CASTING / U						
	602183M	2022Q1	4	17.00	\$13,490	\$793.53	\$955.69
		2022Q2	1	2.00	\$5,000	\$2,500.00	\$1,745.00
			5	19.00	\$18,490	\$973.16	\$1,038.77
	EXTENSION RING FOR EXISTING MANHOLE, 5' / U						
	602201M	2022Q2	1	11.00	\$3,850	\$350.00	\$533.33
			1	11.00	\$3,850	\$350.00	\$533.33
	BICYCLE SAFE GRATE / U						
	602210M	2021Q4	1	10.00	\$4,000	\$400.00	\$466.67
		2022Q1	6	283.00	\$38,095	\$134.61	\$266.70
		2022Q2	2	18.00	\$9,875	\$548.61	\$528.24
			9	311.00	\$51,970	\$167.11	\$288.27

WEIGHTED AVERAGE ITEM PRICE REPORT
 BY REGION, ITEM, AND QUARTER

REGION	ITEM	CALENDAR QUARTER	NUMBER OF OCCUR'S	TOTAL QUANTITY	TOTAL DOLLARS	AVERAGE AWARDED PRICE	AVERAGE OF LOW 3 BIDDERS
N	CURB PIECE / U						
	602213M	2021Q4	1	10.00	\$3,850	\$385.00	\$445.00
		2022Q1	6	377.00	\$82,625	\$219.16	\$273.78
		2022Q2	5	132.00	\$61,720	\$467.58	\$508.33
			12	519.00	\$148,195	\$285.54	\$336.73
	CLEANING DRAINAGE STRUCTURE / U						
	602216M	2021Q4	1	30.00	\$27,150	\$905.00	\$535.00
		2022Q1	5	200.00	\$55,135	\$275.68	\$352.70
		2022Q2	6	561.00	\$218,080	\$388.73	\$381.14
		2022Q3	1	3.00	\$3,150	\$1,050.00	\$1,033.33
			13	794.00	\$303,515	\$382.26	\$382.26
	TRENCH DRAIN / LF						
	602220M	2022Q1	1	99.00	\$39,600	\$400.00	\$350.00
			1	99.00	\$39,600	\$400.00	\$350.00
	OUTLET CONTROL STRUCTURE / U						
	602223M	2021Q4	1	1.00	\$4,750	\$4,750.00	\$10,583.33
			1	1.00	\$4,750	\$4,750.00	\$10,583.33
	MANUFACTURED TREATMENT DEVICE / U						
	602229M	2022Q2	1	5.00	\$350,000	\$70,000.00	\$90,000.00
			1	5.00	\$350,000	\$70,000.00	\$90,000.00
	MANUFACTURED TREATMENT DEVICE NO. ____ / U						
	602230M	2021Q4	2	2.00	\$95,000	\$47,500.00	\$54,166.67
			2	2.00	\$95,000	\$47,500.00	\$54,166.67

WEIGHTED AVERAGE ITEM PRICE REPORT
 BY REGION, ITEM, AND QUARTER

REGION	ITEM	CALENDAR QUARTER	NUMBER OF OCCUR'S	TOTAL QUANTITY	TOTAL DOLLARS	AVERAGE AWARDED PRICE	AVERAGE OF LOW 3 BIDDERS
N	INLET, TYPE ES MODIFIED / U						
	602285M	2022Q2	1	1.00	\$17,500	\$17,500.00	\$11,333.33
			1	1.00	\$17,500	\$17,500.00	\$11,333.33

	TIDAL CHECK VALVE, SIZE 24" / U						
	602346M	2022Q2	1	1.00	\$22,000	\$22,000.00	\$13,466.67
			1	1.00	\$22,000	\$22,000.00	\$13,466.67

	TIDAL CHECK VALVE, SIZE 30" / U						
	602347M	2022Q2	1	3.00	\$84,000	\$28,000.00	\$17,000.00
			1	3.00	\$84,000	\$28,000.00	\$17,000.00

	TIDAL CHECK VALVE, SIZE 36" / U						
	602348M	2022Q2	1	2.00	\$70,000	\$35,000.00	\$20,666.67
			1	2.00	\$70,000	\$35,000.00	\$20,666.67

	CATCH BASIN TRAP / U						
	602380M	2021Q4	1	72.00	\$50,400	\$700.00	\$933.33
			1	72.00	\$50,400	\$700.00	\$933.33

	CONCRETE SLOPE PROTECTION, REINFORCED, 4 / SY						
	603015P	2022Q1	1	24.00	\$4,800	\$200.00	\$215.00
			1	24.00	\$4,800	\$200.00	\$215.00

	RIPRAP STONE SLOPE PROTECTION, "THICK / SY						
	603017P	2021Q4	1	35.00	\$2,590	\$74.00	\$86.33

(item continued)

WEIGHTED AVERAGE ITEM PRICE REPORT
 BY REGION, ITEM, AND QUARTER

REGION	ITEM	CALENDAR QUARTER	NUMBER OF OCCUR'S	TOTAL QUANTITY	TOTAL DOLLARS	AVERAGE AWARDED PRICE	AVERAGE OF LOW 3 BIDDERS
N	RIPRAP STONE SLOPE PROTECTION, THICK / SY						
	603017P	2022Q2	1	2,860.00	\$185,900	\$65.00	\$76.33
			2	2,895.00	\$188,490	\$65.11	\$76.45
	RIPRAP STONE SLOPE PROTECTION, 24" THICK / SY						
	603024P	2021Q4	1	11.00	\$3,410	\$310.00	\$245.00
		2022Q2	1	113.00	\$11,300	\$100.00	\$133.44
		2022Q3	1	96.00	\$10,560	\$110.00	\$113.33
			3	220.00	\$25,270	\$114.86	\$130.24
	RIPRAP STONE CHANNEL PROTECTION, 12" THI / SY						
	603036P	2022Q1	1	6.00	\$900	\$150.00	\$150.00
		2022Q2	3	388.00	\$33,075	\$85.24	\$112.73
			4	394.00	\$33,975	\$86.23	\$113.30
	RIPRAP STONE CHANNEL PROTECTION, 16" THI / SY						
	603039P	2022Q2	1	215.00	\$18,275	\$85.00	\$98.33
			1	215.00	\$18,275	\$85.00	\$98.33
	GABION WALL / CY						
	604003P	2022Q2	1	65.00	\$26,000	\$400.00	\$533.33
			1	65.00	\$26,000	\$400.00	\$533.33
	CHAIN-LINK FENCE, ALUMINUM-COATED STEEL, / LF						
	605003P	2021Q4	1	677.00	\$27,080	\$40.00	\$49.00
			1	677.00	\$27,080	\$40.00	\$49.00

WEIGHTED AVERAGE ITEM PRICE REPORT
 BY REGION, ITEM, AND QUARTER

REGION	ITEM	CALENDAR QUARTER	NUMBER OF OCCUR'S	TOTAL QUANTITY	TOTAL DOLLARS	AVERAGE AWARDED PRICE	AVERAGE OF LOW 3 BIDDERS
N	CHAIN-LINK FENCE, ALUMINUM-COATED STEEL, / LF						
	605009P	2022Q1	1	3,000.00	\$201,000	\$67.00	\$80.88
			1	3,000.00	\$201,000	\$67.00	\$80.88
	CHAIN-LINK FENCE, PVC-COATED STEEL, 6' H / LF						
	605027P	2022Q1	1	1,500.00	\$100,500	\$67.00	\$83.13
		2022Q2	1	60.00	\$6,600	\$110.00	\$86.00
			2	1,560.00	\$107,100	\$68.65	\$83.24
	CHAIN-LINK FENCE, 4' HIGH / LF						
	605039P	2022Q1	1	343.00	\$12,005	\$35.00	\$55.00
			1	343.00	\$12,005	\$35.00	\$55.00
	CHAIN-LINK FENCE, 6' HIGH / LF						
	605045P	2021Q4	1	946.00	\$34,529	\$36.50	\$40.50
		2022Q2	1	2,057.00	\$111,078	\$54.00	\$55.33
			2	3,003.00	\$145,607	\$48.49	\$50.66
	SECURITY FENCE / LF						
	605055P	2021Q4	1	40.00	\$8,800	\$220.00	\$226.67
			1	40.00	\$8,800	\$220.00	\$226.67
	GATE, CHAIN-LINK FENCE, ALUMINUM COATED / U						
	605060M	2022Q1	1	3.00	\$0	\$0.01	\$180.01
			1	3.00	\$0	\$0.01	\$180.01

WEIGHTED AVERAGE ITEM PRICE REPORT
 BY REGION, ITEM, AND QUARTER

REGION	ITEM	CALENDAR QUARTER	NUMBER OF OCCUR'S	TOTAL QUANTITY	TOTAL DOLLARS	AVERAGE AWARDED PRICE	AVERAGE OF LOW 3 BIDDERS
N	GATE, CHAIN-LINK FENCE, ALUMINUM COATED / U						
	605066M	2022Q1	1	3.00	\$0	\$0.01	\$375.01
			1	3.00	\$0	\$0.01	\$375.01
	GATE, CHAIN-LINK FENCE, ALUMINUM COATED / U						
	605069M	2021Q4	1	1.00	\$1,500	\$1,500.00	\$1,700.00
		2022Q1	1	3.00	\$0	\$0.01	\$462.51
			2	4.00	\$1,500	\$375.01	\$771.88
	GATE, CHAIN-LINK FENCE, ALUMINUM COATED / U						
	605072M	2022Q1	1	3.00	\$0	\$0.01	\$480.01
			1	3.00	\$0	\$0.01	\$480.01
	GATE, CHAIN-LINK FENCE, ALUMINUM COATED / U						
	605081M	2022Q1	1	3.00	\$0	\$0.01	\$637.51
			1	3.00	\$0	\$0.01	\$637.51
	GATE, CHAIN-LINK FENCE, PVC-COATED STEEL / U						
	605099M	2022Q1	1	3.00	\$0	\$0.01	\$267.51
			1	3.00	\$0	\$0.01	\$267.51
	GATE, CHAIN-LINK FENCE, PVC-COATED STEEL / U						
	605105M	2022Q1	1	3.00	\$0	\$0.01	\$430.01
			1	3.00	\$0	\$0.01	\$430.01
	GATE, CHAIN-LINK FENCE, PVC-COATED STEEL / U						
	605108M	2022Q1	1	3.00	\$0	\$0.01	\$700.01
			1	3.00	\$0	\$0.01	\$700.01

WEIGHTED AVERAGE ITEM PRICE REPORT
 BY REGION, ITEM, AND QUARTER

REGION	ITEM	CALENDAR QUARTER	NUMBER OF OCCUR'S	TOTAL QUANTITY	TOTAL DOLLARS	AVERAGE AWARDED PRICE	AVERAGE OF LOW 3 BIDDERS
N	GATE, CHAIN-LINK FENCE, PVC-COATED STEEL / U						
	605111M	2022Q1	1	3.00	\$0	\$0.01	\$725.01
			1	3.00	\$0	\$0.01	\$725.01
	GATE, CHAIN-LINK FENCE, PVC-COATED STEEL / U						
	605120M	2022Q1	1	3.00	\$0	\$0.01	\$950.01
			1	3.00	\$0	\$0.01	\$950.01
	SLIDING GATE, SECURITY FENCE, 12' WIDE / U						
	605152M	2022Q1	1	2.00	\$0	\$0.01	\$2,312.51
			1	2.00	\$0	\$0.01	\$2,312.51
	GATE, CHAIN-LINK FENCE, 15' WIDE / U						
	605156M	2021Q4	1	1.00	\$2,200	\$2,200.00	\$2,166.67
			1	1.00	\$2,200	\$2,200.00	\$2,166.67
	GATE, CHAIN-LINK FENCE, 30' WIDE / U						
	605171M	2021Q4	1	1.00	\$3,520	\$3,520.00	\$3,423.33
			1	1.00	\$3,520	\$3,520.00	\$3,423.33
	REPAIRING CHAIN-LINK FENCE / LF						
	605174M	2022Q1	1	2,000.00	\$120,000	\$60.00	\$67.11
			1	2,000.00	\$120,000	\$60.00	\$67.11
	BARRIER CURB MOUNTED FENCE / LF						
	605175M	2022Q1	1	770.00	\$115,500	\$150.00	\$147.33
			1	770.00	\$115,500	\$150.00	\$147.33

WEIGHTED AVERAGE ITEM PRICE REPORT
 BY REGION, ITEM, AND QUARTER

REGION	ITEM	CALENDAR QUARTER	NUMBER OF OCCUR'S	TOTAL QUANTITY	TOTAL DOLLARS	AVERAGE AWARDED PRICE	AVERAGE OF LOW 3 BIDDERS
N	TEMPORARY CHAIN-LINK FENCE, 6' HIGH / LF						
	605183P	2022Q2	1	100.00	\$6,000	\$60.00	\$48.67
			1	100.00	\$6,000	\$60.00	\$48.67
	HANDRAIL / LF						
	605193P	2022Q1	1	1,465.00	\$131,850	\$90.00	\$56.33
			1	1,465.00	\$131,850	\$90.00	\$56.33
	WOOD STOCKADE FENCE / LF						
	605195P	2022Q2	1	88.00	\$14,520	\$165.00	\$123.33
			1	88.00	\$14,520	\$165.00	\$123.33
	DEER FENCE, TEMPORARY / LF						
	605205P	2022Q3	1	929.00	\$6,039	\$6.50	\$15.50
			1	929.00	\$6,039	\$6.50	\$15.50
	RESET FENCE / LF						
	605212P	2021Q4	1	59.00	\$2,596	\$44.00	\$53.67
		2022Q1	2	1,250.00	\$97,500	\$78.00	\$83.15
		2022Q2	1	190.00	\$14,440	\$76.00	\$62.00
			4	1,499.00	\$114,536	\$76.41	\$79.31
	VINYL PRIVACY FENCE, 6' HIGH / LF						
	605230P	2022Q2	1	55.00	\$6,875	\$125.00	\$112.72
			1	55.00	\$6,875	\$125.00	\$112.72

WEIGHTED AVERAGE ITEM PRICE REPORT
 BY REGION, ITEM, AND QUARTER

REGION	ITEM	CALENDAR QUARTER	NUMBER OF OCCUR'S	TOTAL QUANTITY	TOTAL DOLLARS	AVERAGE AWARDED PRICE	AVERAGE OF LOW 3 BIDDERS
N	HOT MIX ASPHALT SIDEWALK, 2" THICK / SY						
	606003P	2021Q4	1	2,000.00	\$132,000	\$66.00	\$53.67
		2022Q2	2	35.00	\$2,200	\$62.86	\$84.67
			3	2,035.00	\$134,200	\$65.95	\$54.20

	HOT MIX ASPHALT SIDEWALK, 5 1/2" THICK / SY						
	606009P	2021Q4	1	53.00	\$4,081	\$77.00	\$67.33
		2022Q1	2	17.00	\$2,925	\$172.06	\$161.08
			3	70.00	\$7,006	\$100.09	\$90.10

	CONCRETE SIDEWALK, 4" THICK / SY						
	606012P	2021Q4	3	14,548.00	\$1,984,493	\$136.41	\$136.39
		2022Q1	4	1,252.00	\$65,020	\$51.93	\$85.85
		2022Q2	4	5,517.00	\$680,291	\$123.31	\$140.09
		2022Q3	1	192.00	\$27,072	\$141.00	\$122.00
			12	21,509.00	\$2,756,875	\$128.17	\$134.27

	TINTED CONCRETE SIDEWALK, 4" THICK / SY						
	606013P	2021Q4	1	284.00	\$41,180	\$145.00	\$188.33
		2022Q2	1	538.00	\$96,840	\$180.00	\$190.00
			2	822.00	\$138,020	\$167.91	\$189.42

	CONCRETE SIDEWALK, 6" THICK / SY						
	606018P	2022Q1	5	2,331.00	\$304,017	\$130.42	\$138.65
		2022Q2	1	1.00	\$1,100	\$1,100.00	\$700.00
			6	2,332.00	\$305,117	\$130.84	\$138.90

	CONCRETE SIDEWALK, 8" THICK / SY						
	606021P	2021Q4	1	443.00	\$66,450	\$150.00	\$183.33

(item continued)

WEIGHTED AVERAGE ITEM PRICE REPORT
 BY REGION, ITEM, AND QUARTER

REGION	ITEM	CALENDAR QUARTER	NUMBER OF OCCUR'S	TOTAL QUANTITY	TOTAL DOLLARS	AVERAGE AWARDED PRICE	AVERAGE OF LOW 3 BIDDERS
N	CONCRETE SIDEWALK, 8" THICK / SY						
	606021P	2022Q2	2	477.00	\$225,000	\$471.70	\$389.37
			3	920.00	\$291,450	\$316.79	\$290.16
	CONCRETE SIDEWALK, REINFORCED, 6" THICK / SY						
	606024P	2022Q1	1	727.00	\$36,350	\$50.00	\$100.00
			1	727.00	\$36,350	\$50.00	\$100.00
	RESET PRECAST CONCRETE PAVERS / SY						
	606028P	2022Q1	1	258.00	\$32,508	\$126.00	\$133.67
			1	258.00	\$32,508	\$126.00	\$133.67
	BRICK PAVERS / SY						
	606029P	2021Q4	1	59.00	\$8,142	\$138.00	\$286.00
		2022Q1	1	25.00	\$2,500	\$100.00	\$172.00
			2	84.00	\$10,642	\$126.69	\$252.07
	HOT MIX ASPHALT DRIVEWAY, 4" THICK / SY						
	606036P	2021Q4	1	1,194.00	\$42,984	\$36.00	\$42.00
			1	1,194.00	\$42,984	\$36.00	\$42.00
	HOT MIX ASPHALT DRIVEWAY, 6" THICK / SY						
	606039P	2021Q4	3	1,063.00	\$57,951	\$54.52	\$61.95
		2022Q1	4	808.00	\$40,070	\$49.59	\$71.27
		2022Q2	1	884.00	\$37,128	\$42.00	\$69.00
			8	2,755.00	\$135,149	\$49.06	\$66.94

WEIGHTED AVERAGE ITEM PRICE REPORT
 BY REGION, ITEM, AND QUARTER

REGION	ITEM	CALENDAR QUARTER	NUMBER OF OCCUR'S	TOTAL QUANTITY	TOTAL DOLLARS	AVERAGE AWARDED PRICE	AVERAGE OF LOW 3 BIDDERS
N	HOT MIX ASPHALT DRIVEWAY, 8" THICK / SY						
	606040P	2021Q4	1	410.00	\$38,950	\$95.00	\$113.00
			1	410.00	\$38,950	\$95.00	\$113.00
	HOT MIX ASPHALT DRIVEWAY, VARIABLE THICK / SY						
	606042P	2022Q1	4	1,738.00	\$95,370	\$54.87	\$61.99
		2022Q2	1	223.00	\$14,495	\$65.00	\$73.33
		2022Q3	1	260.00	\$22,620	\$87.00	\$79.00
			6	2,221.00	\$132,485	\$59.65	\$65.12
	STONE OR GRAVEL DRIVEWAY, ___" THICK / SY						
	606044P	2022Q2	1	149.00	\$5,215	\$35.00	\$34.67
			1	149.00	\$5,215	\$35.00	\$34.67
	CONCRETE DRIVEWAY, 6" THICK / SY						
	606051P	2021Q4	1	17.00	\$3,188	\$187.50	\$270.83
		2022Q1	2	1,258.00	\$194,089	\$154.28	\$151.73
		2022Q2	1	88.00	\$13,200	\$150.00	\$167.33
		2022Q3	1	40.00	\$6,400	\$160.00	\$161.67
			5	1,403.00	\$216,877	\$154.58	\$154.43
	CONCRETE DRIVEWAY, 8" THICK / SY						
	606054P	2022Q2	1	166.00	\$33,200	\$200.00	\$190.70
			1	166.00	\$33,200	\$200.00	\$190.70
	CONCRETE DRIVEWAY, REINFORCED, 6" THICK / SY						
	606057P	2021Q4	1	1,009.00	\$122,089	\$121.00	\$143.67

(item continued)

WEIGHTED AVERAGE ITEM PRICE REPORT
 BY REGION, ITEM, AND QUARTER

REGION	ITEM	CALENDAR QUARTER	NUMBER OF OCCUR'S	TOTAL QUANTITY	TOTAL DOLLARS	AVERAGE AWARDED PRICE	AVERAGE OF LOW 3 BIDDERS
N	CONCRETE DRIVEWAY, REINFORCED, 6" THICK / SY						
	606057P	2022Q2	1	34.00	\$5,100	\$150.00	\$176.67
			2	1,043.00	\$127,189	\$121.95	\$144.74
	CONCRETE DRIVEWAY, REINFORCED, 8" THICK / SY						
	606060P	2021Q4	1	754.00	\$116,870	\$155.00	\$168.33
		2022Q1	2	266.00	\$50,351	\$189.29	\$180.66
			3	1,020.00	\$167,221	\$163.94	\$171.55
	CONCRETE ISLAND, 4" THICK / SY						
	606075P	2021Q4	2	266.00	\$30,958	\$116.38	\$130.15
		2022Q2	2	1,232.00	\$193,043	\$156.69	\$150.07
		2022Q3	1	17.00	\$2,210	\$130.00	\$141.67
			5	1,515.00	\$226,211	\$149.31	\$146.48
	CONCRETE ISLAND, 6" THICK / SY						
	606078P	2022Q1	3	893.00	\$133,760	\$149.79	\$140.72
		2022Q2	2	40.00	\$8,500	\$212.50	\$215.90
			5	933.00	\$142,260	\$152.48	\$143.94
	CONCRETE ISLAND, 8" THICK / SY						
	606081P	2022Q3	1	28.00	\$8,540	\$305.00	\$218.33
			1	28.00	\$8,540	\$305.00	\$218.33
	DETECTABLE WARNING SURFACE / SY						
	606084P	2021Q4	3	329.00	\$93,940	\$285.53	\$326.56
		2022Q1	6	218.00	\$58,217	\$267.05	\$325.71

(item continued)

WEIGHTED AVERAGE ITEM PRICE REPORT
 BY REGION, ITEM, AND QUARTER

REGION	ITEM	CALENDAR QUARTER	NUMBER OF OCCUR'S	TOTAL QUANTITY	TOTAL DOLLARS	AVERAGE AWARDED PRICE	AVERAGE OF LOW 3 BIDDERS
N	DETECTABLE WARNING SURFACE / SY						
	606084P	2022Q2	4	172.00	\$54,190	\$315.06	\$424.52
			13	719.00	\$206,347	\$286.99	\$349.74
	DETECTABLE WARNING SURFACE, PAVER / SF						
	606085P	2022Q1	1	16.00	\$302	\$18.90	\$51.97
			1	16.00	\$302	\$18.90	\$51.97
	DETECTABLE WARNING SURFACE, CAST IRON / SY						
	606088P	2021Q4	1	225.00	\$105,750	\$470.00	\$498.33
			1	225.00	\$105,750	\$470.00	\$498.33
	GRANITE PAVING / SF						
	606094P	2021Q4	1	2,719.00	\$51,661	\$19.00	\$66.33
			1	2,719.00	\$51,661	\$19.00	\$66.33
	TURF PAVERS / SY						
	606095P	2022Q1	1	150.00	\$22,500	\$150.00	\$153.33
		2022Q2	1	11.00	\$4,235	\$385.00	\$283.07
		2022Q3	1	50.00	\$10,000	\$200.00	\$215.00
			3	211.00	\$36,735	\$174.10	\$174.71
	STAMPED COLORED CONC SIDEWALKS, 4" / SY						
	606103P	2022Q1	1	83.00	\$15,687	\$189.00	\$228.00
			1	83.00	\$15,687	\$189.00	\$228.00

WEIGHTED AVERAGE ITEM PRICE REPORT
 BY REGION, ITEM, AND QUARTER

REGION	ITEM	CALENDAR QUARTER	NUMBER OF OCCUR'S	TOTAL QUANTITY	TOTAL DOLLARS	AVERAGE AWARDED PRICE	AVERAGE OF LOW 3 BIDDERS
N	15" X 41" CONCRETE BARRIER CURB / LF						
	607003P	2021Q4	1	17.00	\$13,090	\$770.00	\$640.00
			1	17.00	\$13,090	\$770.00	\$640.00
	24" X 41" CONCRETE BARRIER CURB / LF						
	607012P	2022Q1	1	140.00	\$107,800	\$770.00	\$755.00
		2022Q2	2	788.00	\$310,280	\$393.76	\$314.97
			3	928.00	\$418,080	\$450.52	\$381.35
	9" X 16" CONCRETE VERTICAL CURB / LF						
	607018P	2021Q4	3	27,900.00	\$1,643,167	\$58.89	\$57.37
		2022Q1	6	6,698.00	\$495,568	\$73.99	\$75.35
		2022Q2	8	28,819.00	\$2,545,807	\$88.34	\$67.93
		2022Q3	1	1,823.00	\$100,265	\$55.00	\$47.67
			18	65,240.00	\$4,784,807	\$73.34	\$63.61
	9" X 18" CONCRETE VERTICAL CURB / LF						
	607021P	2021Q4	1	1,055.00	\$131,875	\$125.00	\$121.67
		2022Q1	6	5,909.00	\$467,163	\$79.06	\$80.07
		2022Q2	2	796.00	\$57,011	\$71.62	\$66.90
			9	7,760.00	\$656,049	\$84.54	\$84.38
	9" X 20" CONCRETE VERTICAL CURB / LF						
	607024P	2022Q1	4	1,697.00	\$160,575	\$94.62	\$95.69
		2022Q2	1	21.00	\$1,806	\$86.00	\$82.33
			5	1,718.00	\$162,381	\$94.52	\$95.52
	12" X 13" CONCRETE SLOPING CURB / LF						
	607030P	2021Q4	2	1,069.00	\$80,684	\$75.48	\$72.65

(item continued)

WEIGHTED AVERAGE ITEM PRICE REPORT
 BY REGION, ITEM, AND QUARTER

REGION	ITEM	CALENDAR QUARTER	NUMBER OF OCCUR'S	TOTAL QUANTITY	TOTAL DOLLARS	AVERAGE AWARDED PRICE	AVERAGE OF LOW 3 BIDDERS
N	12" X 13" CONCRETE SLOPING CURB / LF						
	607030P	2022Q1	3	687.00	\$37,610	\$54.74	\$62.48
		2022Q2	2	2,031.00	\$100,066	\$49.27	\$47.85
			7	3,787.00	\$218,360	\$57.66	\$57.51
	9" X 14" CONCRETE VERTICAL CURB / LF						
	607034P	2021Q4	1	1,353.00	\$39,237	\$29.00	\$29.67
		2022Q1	2	1,053.00	\$111,643	\$106.02	\$95.00
		2022Q2	5	7,063.00	\$639,515	\$90.54	\$68.14
		2022Q3	1	549.00	\$30,744	\$56.00	\$47.33
			9	10,018.00	\$821,139	\$81.97	\$64.63
	9" X 6" CONCRETE VERTICAL CURB, DOWELLED / LF						
	607045P	2022Q1	1	1,584.00	\$47,520	\$30.00	\$30.67
			1	1,584.00	\$47,520	\$30.00	\$30.67
	24" X VARIABLE HEIGHT CONCRETE BARRIER C / LF						
	607060P	2022Q2	2	1,558.00	\$348,455	\$223.66	\$234.07
		2022Q3	1	318.00	\$79,500	\$250.00	\$301.67
			3	1,876.00	\$427,955	\$228.12	\$245.52
	24" X VARIABLE HEIGHT CONCRETE BARRIER C / LF						
	607066P	2022Q2	1	1,714.00	\$342,800	\$200.00	\$326.67
			1	1,714.00	\$342,800	\$200.00	\$326.67
	GRANITE CURB / LF						
	607075P	2022Q2	1	178.00	\$14,240	\$80.00	\$140.46
			1	178.00	\$14,240	\$80.00	\$140.46

WEIGHTED AVERAGE ITEM PRICE REPORT
 BY REGION, ITEM, AND QUARTER

REGION	ITEM	CALENDAR QUARTER	NUMBER OF OCCUR'S	TOTAL QUANTITY	TOTAL DOLLARS	AVERAGE AWARDED PRICE	AVERAGE OF LOW 3 BIDDERS
N	BELGIAN BLOCK CURB / LF						
	607076P	2022Q1	1	504.00	\$48,611	\$96.45	\$86.82
			1	504.00	\$48,611	\$96.45	\$86.82
	9" X 4" HOT MIX ASPHALT CURB / LF						
	607081P	2022Q2	2	1,173.00	\$53,730	\$45.81	\$29.27
			2	1,173.00	\$53,730	\$45.81	\$29.27
	24 1/2" X ___" F SHAPE BAR CURB, DOWELLED / LF						
	607112P	2022Q2	1	1,822.00	\$300,630	\$165.00	\$255.00
			1	1,822.00	\$300,630	\$165.00	\$255.00
	VAR WIDTH X VAR HT F SHAPE CONC BAR CURB / LF						
	607115P	2022Q2	1	4,072.00	\$1,893,480	\$465.00	\$456.67
			1	4,072.00	\$1,893,480	\$465.00	\$456.67
	9" X VAR HT TINTED CONCRETE VERT CURB / LF						
	607220P	2021Q4	1	432.00	\$37,649	\$87.15	\$100.72
			1	432.00	\$37,649	\$87.15	\$100.72
	NONVEGETATIVE SURFACE, HOT MIX ASPHALT / SY						
	608003P	2021Q4	2	570.00	\$28,297	\$49.64	\$47.15
		2022Q1	3	216.00	\$16,537	\$76.56	\$84.83
		2022Q2	1	350.00	\$17,500	\$50.00	\$55.00
		2022Q3	1	160.00	\$8,800	\$55.00	\$78.33
			7	1,296.00	\$71,133	\$54.89	\$59.40

WEIGHTED AVERAGE ITEM PRICE REPORT
 BY REGION, ITEM, AND QUARTER

REGION	ITEM	CALENDAR QUARTER	NUMBER OF OCCUR'S	TOTAL QUANTITY	TOTAL DOLLARS	AVERAGE AWARDED PRICE	AVERAGE OF LOW 3 BIDDERS
N	NONVEGETATIVE SURFACE, POROUS HMA / SY						
	608004P	2021Q4	1	304.00	\$13,376	\$44.00	\$62.33
		2022Q1	1	1,193.00	\$55,594	\$46.60	\$46.62
		2022Q2	6	19,600.00	\$1,017,523	\$51.91	\$49.49
			8	21,097.00	\$1,086,492	\$51.50	\$49.51
	NONVEGETATIVE SURFACE, POROUS HOT MIX AS / SY						
	608005P	2022Q1	1	352.00	\$24,640	\$70.00	\$65.00
		2022Q2	2	3,100.00	\$201,400	\$64.97	\$70.53
			3	3,452.00	\$226,040	\$65.48	\$69.96
	NONVEGETATIVE SURFACE, POLYESTER MATTING / SY						
	608012P	2021Q4	1	4,127.00	\$206,350	\$50.00	\$53.33
		2022Q1	1	396.00	\$21,780	\$55.00	\$70.00
		2022Q2	1	552.00	\$37,536	\$68.00	\$62.53
			3	5,075.00	\$265,666	\$52.35	\$55.63
	NONVEGETATIVE SURFACE, BROKEN STONE / SY						
	608015P	2022Q1	1	13.00	\$1,430	\$110.00	\$91.67
			1	13.00	\$1,430	\$110.00	\$91.67
	BEAM GUIDE RAIL / LF						
	609003M	2021Q4	2	7,147.00	\$289,296	\$40.48	\$42.80
		2022Q1	4	6,387.00	\$254,969	\$39.92	\$38.95
		2022Q2	8	95,068.00	\$5,458,574	\$57.42	\$51.32
		2022Q3	1	126.00	\$5,292	\$42.00	\$67.33
			15	108,728.00	\$6,008,131	\$55.26	\$50.05

WEIGHTED AVERAGE ITEM PRICE REPORT
 BY REGION, ITEM, AND QUARTER

REGION	ITEM	CALENDAR QUARTER	NUMBER OF OCCUR'S	TOTAL QUANTITY	TOTAL DOLLARS	AVERAGE AWARDED PRICE	AVERAGE OF LOW 3 BIDDERS
N	BEAM GUIDE RAIL, BRIDGE / LF						
	609004M	2021Q4	1	464.00	\$75,632	\$163.00	\$186.67
		2022Q2	2	1,336.00	\$294,895	\$220.73	\$256.86
			3	1,800.00	\$370,527	\$205.85	\$238.77
	BEAM GUIDE RAIL, DUAL-FACED / LF						
	609006M	2021Q4	1	100.00	\$5,000	\$50.00	\$57.00
			1	100.00	\$5,000	\$50.00	\$57.00
	MODIFIED THRIE BEAM GUIDE RAIL / LF						
	609009M	2022Q2	2	2,778.00	\$193,925	\$69.81	\$83.30
			2	2,778.00	\$193,925	\$69.81	\$83.30
	MODIFIED THRIE BEAM GUIDE RAIL, BRIDGE / LF						
	609011M	2021Q4	1	312.00	\$70,512	\$226.00	\$256.33
			1	312.00	\$70,512	\$226.00	\$256.33
	THRIE BEAM GUIDE RAIL, BRIDGE / LF						
	609015M	2022Q2	2	438.00	\$101,050	\$230.71	\$234.09
			2	438.00	\$101,050	\$230.71	\$234.09
	RUB RAIL / LF						
	609021M	2022Q2	1	100.00	\$1,400	\$14.00	\$16.00
			1	100.00	\$1,400	\$14.00	\$16.00
	FLARED GUIDE RAIL TERMINAL / U						
	609024M	2022Q2	1	225.00	\$658,125	\$2,925.00	\$3,712.50
			1	225.00	\$658,125	\$2,925.00	\$3,712.50

WEIGHTED AVERAGE ITEM PRICE REPORT
 BY REGION, ITEM, AND QUARTER

REGION	ITEM	CALENDAR QUARTER	NUMBER OF OCCUR'S	TOTAL QUANTITY	TOTAL DOLLARS	AVERAGE AWARDED PRICE	AVERAGE OF LOW 3 BIDDERS
N	BURIED GUIDE RAIL TERMINAL / U						
	609025M	2022Q2	1	5.00	\$5	\$1.00	\$1,500.50
			1	5.00	\$5	\$1.00	\$1,500.50
	TANGENT GUIDE RAIL TERMINAL / U						
	609027M	2021Q4	1	12.00	\$51,600	\$4,300.00	\$4,400.00
		2022Q1	3	8.00	\$35,520	\$4,440.00	\$4,326.25
		2022Q2	7	118.00	\$409,125	\$3,467.16	\$4,092.12
		2022Q3	1	2.00	\$8,200	\$4,100.00	\$4,816.67
			12	140.00	\$504,445	\$3,603.18	\$4,142.24
	TELESCOPING GUIDE RAIL END TERMINAL / U						
	609030M	2022Q2	1	35.00	\$77,000	\$2,200.00	\$4,700.00
			1	35.00	\$77,000	\$2,200.00	\$4,700.00
	CONTROLLED RELEASE TERMINAL / U						
	609033M	2022Q2	2	16.00	\$11,200	\$700.00	\$1,330.92
			2	16.00	\$11,200	\$700.00	\$1,330.92
	CONTROLLED RELEASE TERMINAL ANCHORAGE / U						
	609036M	2022Q2	2	6.00	\$6,200	\$1,033.33	\$2,494.44
			2	6.00	\$6,200	\$1,033.33	\$2,494.44
	BEAM GUIDE RAIL ANCHORAGE / U						
	609039M	2021Q4	2	17.00	\$25,810	\$1,518.24	\$1,699.61
		2022Q1	3	6.00	\$8,640	\$1,440.00	\$1,805.00
		2022Q2	7	120.00	\$149,020	\$1,241.83	\$1,807.20

(item continued)

WEIGHTED AVERAGE ITEM PRICE REPORT
 BY REGION, ITEM, AND QUARTER

REGION	ITEM	CALENDAR QUARTER	NUMBER OF OCCUR'S	TOTAL QUANTITY	TOTAL DOLLARS	AVERAGE AWARDED PRICE	AVERAGE OF LOW 3 BIDDERS
N	BEAM GUIDE RAIL ANCHORAGE / U						
	609039M	2022Q3	1	1.00	\$1,300	\$1,300.00	\$3,183.33
			13	144.00	\$184,770	\$1,283.13	\$1,803.96
	BEAM GUIDE RAIL POST / U						
	609042M	2022Q1	1	162.00	\$16,686	\$103.00	\$96.67
		2022Q2	2	190.00	\$33,088	\$174.15	\$155.00
			3	352.00	\$49,774	\$141.40	\$128.15
	BEAM GUIDE RAIL POST, 7' LONG / U						
	609045M	2022Q2	1	54.00	\$1,080	\$20.00	\$67.50
			1	54.00	\$1,080	\$20.00	\$67.50
	BEAM GUIDE RAIL POST, 8' LONG / U						
	609048M	2022Q1	1	37.00	\$4,440	\$120.00	\$116.67
		2022Q2	2	179.00	\$7,160	\$40.00	\$63.75
			3	216.00	\$11,600	\$53.70	\$72.82
	BEAM GUIDE RAIL POST, 9' LONG / U						
	609050M	2022Q2	1	15.00	\$1,875	\$125.00	\$119.33
			1	15.00	\$1,875	\$125.00	\$119.33
	BEAM GUIDE RAIL ELEMENT / LF						
	609054M	2022Q2	1	32.00	\$480	\$15.00	\$26.00
		2022Q3	1	25.00	\$400	\$16.00	\$43.67
			2	57.00	\$880	\$15.44	\$33.75

WEIGHTED AVERAGE ITEM PRICE REPORT
 BY REGION, ITEM, AND QUARTER

REGION	ITEM	CALENDAR QUARTER	NUMBER OF OCCUR'S	TOTAL QUANTITY	TOTAL DOLLARS	AVERAGE AWARDED PRICE	AVERAGE OF LOW 3 BIDDERS
N	APPROACH GUIDE RAIL TRANSITION TL-2 / U						
	609058M	2021Q4	1	4.00	\$10,800	\$2,700.00	\$2,783.33
		2022Q1	2	3.00	\$6,420	\$2,140.00	\$2,191.11
		2022Q2	2	6.00	\$18,000	\$3,000.00	\$3,518.27
			5	13.00	\$35,220	\$2,709.23	\$2,985.87
	APPROACH GUIDE RAIL TRANSITION TL-3 / U						
	609059M	2022Q1	1	1.00	\$3,935	\$3,935.00	\$3,878.33
		2022Q2	3	24.00	\$98,800	\$4,116.67	\$4,017.22
		2022Q3	1	2.00	\$6,600	\$3,300.00	\$5,250.00
			5	27.00	\$109,335	\$4,049.44	\$4,103.40
	RESET BEAM GUIDE RAIL WITH EXISTING POST / LF						
	609063M	2022Q2	2	425.00	\$11,000	\$25.88	\$21.78
			2	425.00	\$11,000	\$25.88	\$21.78
	REMOVAL OF BEAM GUIDE RAIL / LF						
	609075M	2021Q4	2	5,012.00	\$16,841	\$3.36	\$3.83
		2022Q1	4	6,579.00	\$16,209	\$2.46	\$1.86
		2022Q2	7	42,357.00	\$105,942	\$2.50	\$2.18
			13	53,948.00	\$138,991	\$2.58	\$2.29
	TRAFFIC STRIPES, 4" / LF						
	610003M	2021Q4	3	4,690,740.00	\$2,113,945	\$0.45	\$0.49
		2022Q1	8	597,173.00	\$267,015	\$0.45	\$0.46
		2022Q2	7	537,823.00	\$246,366	\$0.46	\$0.43
		2022Q3	1	26,057.00	\$13,810	\$0.53	\$0.68
			19	5,851,793.00	\$2,641,136	\$0.45	\$0.48

WEIGHTED AVERAGE ITEM PRICE REPORT
 BY REGION, ITEM, AND QUARTER

REGION	ITEM	CALENDAR QUARTER	NUMBER OF OCCUR'S	TOTAL QUANTITY	TOTAL DOLLARS	AVERAGE AWARDED PRICE	AVERAGE OF LOW 3 BIDDERS
N	TRAFFIC STRIPES, 6" / LF						
	610006M	2021Q4	1	1,082,774.00	\$649,664	\$0.60	\$0.67
		2022Q1	2	75,000.00	\$36,375	\$0.49	\$0.49
		2022Q2	1	1,500.00	\$4,500	\$3.00	\$2.83
			4	1,159,274.00	\$690,539	\$0.60	\$0.66
	TRAFFIC STRIPES, 8" / LF						
	610007M	2021Q4	1	227,461.00	\$341,192	\$1.50	\$1.25
		2022Q1	8	72,124.00	\$53,123	\$0.74	\$0.74
		2022Q2	3	12,627.00	\$11,510	\$0.91	\$0.96
		2022Q3	1	710.00	\$746	\$1.05	\$1.10
			13	312,922.00	\$406,570	\$1.30	\$1.12
	TRAFFIC MARKINGS, SYMBOLS / SF						
	610008M	2021Q4	2	557.00	\$3,926	\$7.05	\$7.77
		2022Q1	3	1,064.00	\$8,629	\$8.11	\$7.60
			5	1,621.00	\$12,555	\$7.75	\$7.66
	TRAFFIC MARKINGS / SF						
	610009M	2021Q4	1	5,000.00	\$35,750	\$7.15	\$6.85
		2022Q1	2	1,412.00	\$5,817	\$4.12	\$4.26
		2022Q2	1	566.00	\$4,528	\$8.00	\$8.01
			4	6,978.00	\$46,095	\$6.61	\$6.42
	RPM, MONO-DIRECTIONAL, WHITE LENS / U						
	610012M	2021Q4	3	2,065.00	\$69,245	\$33.53	\$38.24
		2022Q1	6	4,039.00	\$146,923	\$36.38	\$34.59
		2022Q2	6	4,904.00	\$205,680	\$41.94	\$37.59
		2022Q3	1	119.00	\$3,689	\$31.00	\$48.33
			16	11,127.00	\$425,537	\$38.24	\$36.74

WEIGHTED AVERAGE ITEM PRICE REPORT
 BY REGION, ITEM, AND QUARTER

REGION	ITEM	CALENDAR QUARTER	NUMBER OF OCCUR'S	TOTAL QUANTITY	TOTAL DOLLARS	AVERAGE AWARDED PRICE	AVERAGE OF LOW 3 BIDDERS
N	TRAFFIC MARKING LINES, 4" / LF						
	610013M	2021Q4	2	82,354.00	\$177,071	\$2.15	\$1.66
		2022Q1	2	20,000.00	\$14,800	\$0.74	\$0.75
			4	102,354.00	\$191,871	\$1.87	\$1.48
	TRAFFIC MARKING LINES, 8" / LF						
	610014M	2021Q4	4	73,516.00	\$468,354	\$6.37	\$4.78
		2022Q1	4	24,047.00	\$34,295	\$1.43	\$1.49
		2022Q2	5	22,607.00	\$40,101	\$1.77	\$1.70
			13	120,170.00	\$542,750	\$4.52	\$3.54
	TRAFFIC MARKING LINES, 12" / LF						
	610016M	2021Q4	3	23,268.00	\$50,350	\$2.16	\$2.46
		2022Q2	2	164.00	\$957	\$5.83	\$6.53
			5	23,432.00	\$51,307	\$2.19	\$2.49
	TRAFFIC MARKING LINES, 24" / LF						
	610017M	2021Q4	4	152,253.00	\$1,624,067	\$10.67	\$10.38
		2022Q1	5	13,377.00	\$64,864	\$4.85	\$4.75
		2022Q2	6	12,712.00	\$75,699	\$5.95	\$5.60
		2022Q3	1	170.00	\$2,125	\$12.50	\$15.33
			16	178,512.00	\$1,766,755	\$9.90	\$9.62
	RPM, MONO-DIRECTIONAL, AMBER LENS / U						
	610018M	2021Q4	3	1,413.00	\$44,824	\$31.72	\$40.38
		2022Q1	6	2,484.00	\$89,018	\$35.84	\$34.70
		2022Q2	6	1,949.00	\$81,973	\$42.06	\$38.64
		2022Q3	1	50.00	\$1,600	\$32.00	\$48.67
			16	5,896.00	\$217,415	\$36.87	\$37.49

WEIGHTED AVERAGE ITEM PRICE REPORT
 BY REGION, ITEM, AND QUARTER

REGION	ITEM	CALENDAR QUARTER	NUMBER OF OCCUR'S	TOTAL QUANTITY	TOTAL DOLLARS	AVERAGE AWARDED PRICE	AVERAGE OF LOW 3 BIDDERS
N	RPM, BI-DIRECTIONAL, AMBER LENS / U						
	610021M	2021Q4	3	1,442.00	\$46,216	\$32.05	\$40.54
		2022Q1	4	2,509.00	\$86,258	\$34.38	\$34.36
		2022Q2	2	34.00	\$1,540	\$45.29	\$45.31
			9	3,985.00	\$134,014	\$33.63	\$36.69

	REMOVAL OF RPM / U						
	610024M	2021Q4	2	2,100.00	\$8,700	\$4.14	\$7.01
		2022Q1	6	9,032.00	\$86,814	\$9.61	\$5.78
		2022Q2	5	6,189.00	\$75,436	\$12.19	\$9.81
		2022Q3	1	140.00	\$735	\$5.25	\$17.08
			14	17,461.00	\$171,685	\$9.83	\$7.45

	REMOVAL AND REPLACEMENT OF RPM LENS / U						
	610027M	2021Q4	1	44,100.00	\$837,900	\$19.00	\$18.15
			1	44,100.00	\$837,900	\$19.00	\$18.15

	FLEXIBLE DELINEATOR, GROUND MOUNTED / U						
	610030M	2021Q4	1	40.00	\$3,320	\$83.00	\$89.00
			1	40.00	\$3,320	\$83.00	\$89.00

	RUMBLE STRIP / LF						
	610033M	2021Q4	2	25,570.00	\$29,925	\$1.17	\$0.90
		2022Q1	5	45,717.00	\$68,706	\$1.50	\$1.74
		2022Q2	4	52,229.00	\$63,252	\$1.21	\$1.46
			11	123,516.00	\$161,883	\$1.31	\$1.45

	REMOVAL OF TRAFFIC STRIPES / LF						
	610036M	2021Q4	4	584,876.00	\$82,084	\$0.14	\$0.55

(item continued)

WEIGHTED AVERAGE ITEM PRICE REPORT
 BY REGION, ITEM, AND QUARTER

REGION	ITEM	CALENDAR QUARTER	NUMBER OF OCCUR'S	TOTAL QUANTITY	TOTAL DOLLARS	AVERAGE AWARDED PRICE	AVERAGE OF LOW 3 BIDDERS
N	REMOVAL OF TRAFFIC STRIPES / LF						
	610036M	2022Q1	7	115,107.00	\$87,957	\$0.76	\$0.61
		2022Q2	6	480,930.00	\$388,665	\$0.81	\$0.72
		2022Q3	1	29,550.00	\$23,640	\$0.80	\$0.85
			18	1,210,463.00	\$582,346	\$0.48	\$0.63
	REMOVAL OF RUMBLE STRIP / LF						
	610038M	2022Q2	3	22,797.00	\$178,615	\$7.84	\$10.24
			3	22,797.00	\$178,615	\$7.84	\$10.24
	REMOVAL OF TRAFFIC MARKINGS / SF						
	610039M	2021Q4	3	23,593.00	\$23,637	\$1.00	\$2.71
		2022Q1	6	2,331.00	\$4,543	\$1.95	\$1.92
		2022Q2	3	18,950.00	\$53,450	\$2.82	\$3.21
			12	44,874.00	\$81,630	\$1.82	\$2.88
	BOLLARD / U						
	610045M	2022Q1	1	4.00	\$1,000	\$250.00	\$441.67
			1	4.00	\$1,000	\$250.00	\$441.67
	TRAFFIC MARKINGS SYMBOLS / SF						
	610060M	2021Q4	1	40,549.00	\$324,392	\$8.00	\$8.60
		2022Q1	4	5,418.00	\$39,354	\$7.26	\$7.42
		2022Q2	3	3,960.00	\$32,115	\$8.11	\$7.76
		2022Q3	1	28.00	\$91	\$3.25	\$12.25
			9	49,955.00	\$395,952	\$7.93	\$8.41
	CUSH, COMP BAR, TYPE 2, NARROW / U						
	611300M	2021Q4	1	5.00	\$140,500	\$28,100.00	\$26,200.00
			1	5.00	\$140,500	\$28,100.00	\$26,200.00

WEIGHTED AVERAGE ITEM PRICE REPORT
 BY REGION, ITEM, AND QUARTER

REGION	ITEM	CALENDAR QUARTER	NUMBER OF OCCUR'S	TOTAL QUANTITY	TOTAL DOLLARS	AVERAGE AWARDED PRICE	AVERAGE OF LOW 3 BIDDERS
N	CRASH CUSH, COMP BAR, TYPE 2, MEDIUM / U						
	611303M	2021Q4	1	2.00	\$62,700	\$31,350.00	\$29,283.33
			1	2.00	\$62,700	\$31,350.00	\$29,283.33
	CRASH CUSH, COMP BAR, TYPE 3, NARROW / U						
	611312M	2022Q2	2	20.00	\$817,000	\$40,850.00	\$41,900.00
		2022Q3	1	2.00	\$100,000	\$50,000.00	\$39,333.33
			3	22.00	\$917,000	\$41,681.82	\$41,666.67
	CRASH CUSHION, COMP BAR, TYPE 3, WIDE / U						
	611318M	2022Q2	2	10.00	\$558,000	\$55,800.00	\$56,940.00
			2	10.00	\$558,000	\$55,800.00	\$56,940.00
	REGULATORY AND WARNING SIGN / SF						
	612003P	2021Q4	3	4,841.00	\$193,382	\$39.95	\$54.82
		2022Q1	2	90.00	\$3,600	\$40.00	\$41.30
		2022Q2	5	2,258.00	\$98,451	\$43.60	\$44.59
		2022Q3	1	94.00	\$3,948	\$42.00	\$43.67
			11	7,283.00	\$299,381	\$41.11	\$51.34
	GUIDE SIGN, TYPE GA, STEEL "U" POST SUPP / SF						
	612006P	2022Q2	1	364.00	\$16,380	\$45.00	\$56.67
			1	364.00	\$16,380	\$45.00	\$56.67
	GUIDE SIGN, TYPE GA, BREAKAWAY SUPPORTS / SF						
	612009P	2021Q4	1	13.00	\$507	\$39.00	\$89.67
		2022Q1	1	25.00	\$1,000	\$40.00	\$38.33
			2	38.00	\$1,507	\$39.66	\$55.89

WEIGHTED AVERAGE ITEM PRICE REPORT
 BY REGION, ITEM, AND QUARTER

REGION	ITEM	CALENDAR QUARTER	NUMBER OF OCCUR'S	TOTAL QUANTITY	TOTAL DOLLARS	AVERAGE AWARDED PRICE	AVERAGE OF LOW 3 BIDDERS
N	GUIDE SIGN PANEL, TYPE GO / SF						
	612015P	2022Q2	1	1,315.00	\$59,175	\$45.00	\$46.00
			1	1,315.00	\$59,175	\$45.00	\$46.00

	RELOCATE SIGN / U						
	612021M	2021Q4	1	60.00	\$16,500	\$275.00	\$291.67
		2022Q2	1	1.00	\$500	\$500.00	\$283.33
		2022Q3	1	2.00	\$500	\$250.00	\$283.33
			3	63.00	\$17,500	\$277.78	\$291.27

	OVERHEAD STREET NAME SIGNS / SF						
	612030P	2021Q4	2	478.00	\$29,240	\$61.17	\$224.41
		2022Q2	1	77.00	\$3,927	\$51.00	\$53.42
			3	555.00	\$33,167	\$59.76	\$200.69

	NOISE BARRIER, FOUNDATION / U						
	613002P	2022Q1	1	2.00	\$100,000	\$50,000.00	\$31,666.67
			1	2.00	\$100,000	\$50,000.00	\$31,666.67

	NOISE BARRIER, ROADWAY / SY						
	613004P	2022Q1	1	70.00	\$49,000	\$700.00	\$833.33
			1	70.00	\$49,000	\$700.00	\$833.33

	NOISE BARRIER, BRIDGE / SY						
	613005P	2022Q1	1	55.00	\$55,000	\$1,000.00	\$1,466.67
			1	55.00	\$55,000	\$1,000.00	\$1,466.67

WEIGHTED AVERAGE ITEM PRICE REPORT
 BY REGION, ITEM, AND QUARTER

REGION	ITEM	CALENDAR QUARTER	NUMBER OF OCCUR'S	TOTAL QUANTITY	TOTAL DOLLARS	AVERAGE AWARDED PRICE	AVERAGE OF LOW 3 BIDDERS
N	WATER UTILITY RELOCATION / LS						
	651001P	2022Q1	1	1.00	\$25,000	\$25,000.00	\$23,333.33
		2022Q3	2	2.00	\$161,000	\$80,500.00	\$163,500
			3	3.00	\$186,000	\$62,000.00	\$116,778
	TEMPORARY WATER PIPING / LS						
	651002P	2022Q3	1	1.00	\$35,000	\$35,000.00	\$100,000
			1	1.00	\$35,000	\$35,000.00	\$100,000
	8" DUCTILE IRON WATER PIPE, CLASS 50 / LF						
	651009P	2022Q2	1	306.00	\$140,760	\$460.00	\$482.69
			1	306.00	\$140,760	\$460.00	\$482.69
	12" DUCTILE IRON WATER PIPE, CLASS 50 / LF						
	651015P	2022Q2	1	4.00	\$19,800	\$4,950.00	\$5,192.07
			1	4.00	\$19,800	\$4,950.00	\$5,192.07
	6" DUCTILE IRON WATER PIPE, CLASS 54 / LF						
	651055P	2022Q2	1	220.00	\$58,300	\$265.00	\$391.67
			1	220.00	\$58,300	\$265.00	\$391.67
	8" DUCTILE IRON WATER PIPE, CLASS 54 / LF						
	651058P	2022Q2	1	250.00	\$75,000	\$300.00	\$381.67
			1	250.00	\$75,000	\$300.00	\$381.67
	12" DUCTILE IRON WATER PIPE, CLASS 54 / LF						
	651064P	2022Q2	1	105.00	\$51,975	\$495.00	\$731.67
			1	105.00	\$51,975	\$495.00	\$731.67

WEIGHTED AVERAGE ITEM PRICE REPORT
 BY REGION, ITEM, AND QUARTER

REGION	ITEM	CALENDAR QUARTER	NUMBER OF OCCUR'S	TOTAL QUANTITY	TOTAL DOLLARS	AVERAGE AWARDED PRICE	AVERAGE OF LOW 3 BIDDERS
N	8" DUCTILE IRON WATER PIPE BRIDGE, CL 54 / LF						
	651145P	2022Q2	1	317.00	\$204,782	\$646.00	\$677.59
			1	317.00	\$204,782	\$646.00	\$677.59

	FIRE HYDRANT / U						
	651246M	2021Q4	1	1.00	\$16,300	\$16,300.00	\$22,600.00
		2022Q2	2	8.00	\$90,250	\$11,281.25	\$12,528.91
		2022Q3	1	2.00	\$20,000	\$10,000.00	\$10,166.67
			4	11.00	\$126,550	\$11,504.55	\$13,014.97

	RELOCATE FIRE HYDRANT / U						
	651249M	2022Q3	1	2.00	\$3,400	\$1,700.00	\$7,733.33
			1	2.00	\$3,400	\$1,700.00	\$7,733.33

	RESET FIRE HYDRANT / U						
	651252M	2022Q2	2	2.00	\$3,900	\$1,950.00	\$2,358.68
			2	2.00	\$3,900	\$1,950.00	\$2,358.68

	RESET WATER MANHOLE / U						
	651253M	2022Q2	1	1.00	\$1,500	\$1,500.00	\$1,185.00
			1	1.00	\$1,500	\$1,500.00	\$1,185.00

	RESET WATER VALVE BOX / U						
	651255M	2021Q4	1	231.00	\$9,240	\$40.00	\$76.67
		2022Q1	5	285.00	\$10,450	\$36.67	\$30.61
		2022Q2	4	28.00	\$2,955	\$105.54	\$147.56
		2022Q3	1	2.00	\$850	\$425.00	\$1,741.67
			11	546.00	\$23,495	\$43.03	\$62.36

WEIGHTED AVERAGE ITEM PRICE REPORT
 BY REGION, ITEM, AND QUARTER

REGION	ITEM	CALENDAR QUARTER	NUMBER OF OCCUR'S	TOTAL QUANTITY	TOTAL DOLLARS	AVERAGE AWARDED PRICE	AVERAGE OF LOW 3 BIDDERS
N	WATER AS-BUILT PLAN / LS						
	651258M	2022Q2	1	1.00	\$3,000	\$3,000.00	\$3,600.00
			1	1.00	\$3,000	\$3,000.00	\$3,600.00

	12" POLYVINYL CHLORIDE SEWER PIPE / LF						
	652234P	2022Q2	1	647.00	\$158,515	\$245.00	\$213.00
			1	647.00	\$158,515	\$245.00	\$213.00

	SANITARY SEWER PIPE LINING / LF						
	652414M	2022Q1	1	81.00	\$68,838	\$849.85	\$849.85
			1	81.00	\$68,838	\$849.85	\$849.85

	MANHOLE, SANITARY SEWER / U						
	652420M	2022Q2	1	2.00	\$15,000	\$7,500.00	\$9,166.67
			1	2.00	\$15,000	\$7,500.00	\$9,166.67

	MANHOLE, DOGHOUSE, SANITARY SEWER / U						
	652421M	2022Q2	1	1.00	\$7,500	\$7,500.00	\$10,166.67
			1	1.00	\$7,500	\$7,500.00	\$10,166.67

	RECONSTRUCTED MANHOLE, SANITARY SEWER, U / U						
	652429M	2022Q2	1	4.00	\$10,000	\$2,500.00	\$3,200.00
			1	4.00	\$10,000	\$2,500.00	\$3,200.00

	RESET MANHOLE, SANITARY SEWER, USING EXI / U						
	652432M	2021Q4	2	107.00	\$77,015	\$719.77	\$955.26
			2	107.00	\$77,015	\$719.77	\$955.26

WEIGHTED AVERAGE ITEM PRICE REPORT
 BY REGION, ITEM, AND QUARTER

REGION	ITEM	CALENDAR QUARTER	NUMBER OF OCCUR'S	TOTAL QUANTITY	TOTAL DOLLARS	AVERAGE AWARDED PRICE	AVERAGE OF LOW 3 BIDDERS
N	RESET MANHOLE, SANITARY SEWER, USING NEW / U						
	652435M	2021Q4	1	126.00	\$144,900	\$1,150.00	\$1,483.33
		2022Q2	1	18.00	\$23,400	\$1,300.00	\$1,231.67
			2	144.00	\$168,300	\$1,168.75	\$1,451.88

	TEMPORARY SEWER BYPASS / U						
	652437M	2022Q3	1	1.00	\$15,000	\$15,000.00	\$25,333.33
			1	1.00	\$15,000	\$15,000.00	\$25,333.33

	SANITARY UTILITY RELOCATION / LS						
	652600P	2022Q3	1	1.00	\$25,000	\$25,000.00	\$28,666.67
			1	1.00	\$25,000	\$25,000.00	\$28,666.67

	GAS UTILITY RELOCATION / LS						
	653001P	2022Q3	1	1.00	\$50,000	\$50,000.00	\$108,333
			1	1.00	\$50,000	\$50,000.00	\$108,333

	TEMPORARY GAS MAIN, _____ / LS						
	653002P	2022Q3	1	1.00	\$45,000	\$45,000.00	\$76,666.67
			1	1.00	\$45,000	\$45,000.00	\$76,666.67

	6" GAS MAIN / LF						
	653009P	2022Q2	1	670.00	\$324,950	\$485.00	\$423.33
			1	670.00	\$324,950	\$485.00	\$423.33

	16" GAS MAIN / LF						
	653024P	2022Q2	1	180.00	\$189,000	\$1,050.00	\$1,233.33
			1	180.00	\$189,000	\$1,050.00	\$1,233.33

WEIGHTED AVERAGE ITEM PRICE REPORT
 BY REGION, ITEM, AND QUARTER

REGION	ITEM	CALENDAR QUARTER	NUMBER OF OCCUR'S	TOTAL QUANTITY	TOTAL DOLLARS	AVERAGE AWARDED PRICE	AVERAGE OF LOW 3 BIDDERS
N	GAS SERVICE CONNECTION / U						
	653081M	2022Q2	1	18.00	\$111,600	\$6,200.00	\$6,100.00
			1	18.00	\$111,600	\$6,200.00	\$6,100.00
	RESET GAS VALVE BOX / U						
	653084M	2021Q4	2	115.00	\$7,515	\$65.35	\$35.70
		2022Q1	4	250.00	\$5,380	\$21.52	\$22.61
		2022Q2	1	6.00	\$1,200	\$200.00	\$683.33
		2022Q3	1	3.00	\$5,400	\$1,800.00	\$800.00
			8	374.00	\$19,495	\$52.13	\$43.47
	GAS AS-BUILT PLAN / LS						
	653087P	2022Q2	1	1.00	\$2,700	\$2,700.00	\$2,166.67
			1	1.00	\$2,700	\$2,700.00	\$2,166.67
	GAS MAIN REMOVAL / LF						
	653088P	2022Q2	1	770.00	\$123,200	\$160.00	\$161.67
			1	770.00	\$123,200	\$160.00	\$161.67
	ELECTRICAL CONDUIT / LF						
	654003P	2021Q4	1	167.00	\$36,740	\$220.00	\$188.33
		2022Q2	1	581.00	\$246,925	\$425.00	\$408.71
			2	748.00	\$283,665	\$379.23	\$359.51
	GUY ANCHOR INSTALLATION / U						
	654005M	2022Q2	1	4.00	\$13,200	\$3,300.00	\$2,616.67
			1	4.00	\$13,200	\$3,300.00	\$2,616.67

WEIGHTED AVERAGE ITEM PRICE REPORT
 BY REGION, ITEM, AND QUARTER

REGION	ITEM	CALENDAR QUARTER	NUMBER OF OCCUR'S	TOTAL QUANTITY	TOTAL DOLLARS	AVERAGE AWARDED PRICE	AVERAGE OF LOW 3 BIDDERS
N	ELECTRICAL UTILITY RELOCATION / LS						
	654007P	2021Q4	2	2.00	\$608,300	\$304,150	\$329,717
		2022Q2	1	1.00	\$600,000	\$600,000	\$500,000
			3	3.00	\$1,208,300	\$402,767	\$386,478
	RELOCATE UNDERGROUND ELECTRIC SERVICE / U						
	654008P	2022Q2	1	2.00	\$50,000	\$25,000.00	\$21,666.67
			1	2.00	\$50,000	\$25,000.00	\$21,666.67
	UTILITY POLE SHEATH / U						
	654010M	2022Q2	1	7.00	\$23,100	\$3,300.00	\$2,833.33
			1	7.00	\$23,100	\$3,300.00	\$2,833.33
	RESET ELECTRIC MANHOLE / U						
	654029M	2021Q4	1	77.00	\$258,335	\$3,355.00	\$2,551.67
		2022Q2	1	2.00	\$5,600	\$2,800.00	\$1,983.33
			2	79.00	\$263,935	\$3,340.95	\$2,537.28
	ELECTRICAL MANHOLE / U						
	654030M	2022Q2	1	2.00	\$160,000	\$80,000.00	\$73,878.48
			1	2.00	\$160,000	\$80,000.00	\$73,878.48
	RESET TELECOMMUNICATIONS MANHOLE / U						
	654050M	2022Q1	1	6.00	\$18,600	\$3,100.00	\$3,181.67
		2022Q2	1	4.00	\$3,000	\$750.00	\$1,243.67
			2	10.00	\$21,600	\$2,160.00	\$2,406.47

WEIGHTED AVERAGE ITEM PRICE REPORT
 BY REGION, ITEM, AND QUARTER

REGION	ITEM	CALENDAR QUARTER	NUMBER OF OCCUR'S	TOTAL QUANTITY	TOTAL DOLLARS	AVERAGE AWARDED PRICE	AVERAGE OF LOW 3 BIDDERS
N	TELECOMMUNICATION CONDUIT / LF						
	655003P	2022Q2	1	519.00	\$147,396	\$284.00	\$297.89
			1	519.00	\$147,396	\$284.00	\$297.89
	TELECOMMUNICATION MANHOLE / U						
	655012M	2022Q2	1	1.00	\$68,000	\$68,000.00	\$71,325.34
			1	1.00	\$68,000	\$68,000.00	\$71,325.34
	RESET TELECOMMUNICATIONS MANHOLE / U						
	655013P	2021Q4	1	209.00	\$292,600	\$1,400.00	\$1,233.33
			1	209.00	\$292,600	\$1,400.00	\$1,233.33
	FIBER OPTIC UTILITY RELOCATION / LF						
	655020P	2022Q3	1	60.00	\$39,000	\$650.00	\$413.33
			1	60.00	\$39,000	\$650.00	\$413.33
	ELECTRICAL UTILITY RELOCATION, JCP&L / LS						
	655031P	2022Q2	1	1.00	\$175,000	\$175,000	\$165,459
			1	1.00	\$175,000	\$175,000	\$165,459
	UTILITY PIPE SUPPORT / LS						
	657005P	2022Q2	1	1.00	\$65,000	\$65,000.00	\$104,688
			1	1.00	\$65,000	\$65,000.00	\$104,688
	3/4" RIGID METALLIC CONDUIT / LF						
	701006P	2022Q1	1	50.00	\$50	\$1.00	\$100.50
			1	50.00	\$50	\$1.00	\$100.50

WEIGHTED AVERAGE ITEM PRICE REPORT
 BY REGION, ITEM, AND QUARTER

REGION	ITEM	CALENDAR QUARTER	NUMBER OF OCCUR'S	TOTAL QUANTITY	TOTAL DOLLARS	AVERAGE AWARDED PRICE	AVERAGE OF LOW 3 BIDDERS
N	1 1/2" RIGID METALLIC CONDUIT / LF						
	701012P	2022Q1	3	1,124.00	\$30,720	\$27.33	\$53.40
		2022Q2	1	90.00	\$4,950	\$55.00	\$77.67
			4	1,214.00	\$35,670	\$29.38	\$55.20
	2" RIGID METALLIC CONDUIT / LF						
	701015P	2021Q4	2	540.00	\$28,620	\$53.00	\$54.17
		2022Q1	2	422.00	\$18,700	\$44.31	\$72.26
		2022Q2	4	514.00	\$41,225	\$80.20	\$87.05
		2022Q3	1	35.00	\$1,260	\$36.00	\$65.33
			9	1,511.00	\$89,805	\$59.43	\$70.66
	2 1/2" RIGID METALLIC CONDUIT / LF						
	701018P	2022Q1	1	100.00	\$1,000	\$10.00	\$70.67
			1	100.00	\$1,000	\$10.00	\$70.67
	3" RIGID METALLIC CONDUIT / LF						
	701021P	2021Q4	3	19,811.00	\$1,887,808	\$95.29	\$79.84
		2022Q1	3	5,447.00	\$304,335	\$55.87	\$82.19
		2022Q2	5	8,137.00	\$580,384	\$71.33	\$80.51
		2022Q3	1	220.00	\$11,880	\$54.00	\$71.33
			12	33,615.00	\$2,784,407	\$82.83	\$80.33
	4" RIGID METALLIC CONDUIT / LF						
	701024P	2021Q4	1	24.00	\$2,544	\$106.00	\$117.00
		2022Q2	1	120.00	\$10,560	\$88.00	\$98.00
			2	144.00	\$13,104	\$91.00	\$101.17

WEIGHTED AVERAGE ITEM PRICE REPORT
 BY REGION, ITEM, AND QUARTER

REGION	ITEM	CALENDAR QUARTER	NUMBER OF OCCUR'S	TOTAL QUANTITY	TOTAL DOLLARS	AVERAGE AWARDED PRICE	AVERAGE OF LOW 3 BIDDERS
N	2" RIGID NONMETALLIC CONDUIT / LF						
	701027P	2022Q1	1	500.00	\$15,000	\$30.00	\$164.00
			1	500.00	\$15,000	\$30.00	\$164.00
	3" RIGID NONMETALLIC CONDUIT / LF						
	701030P	2022Q1	1	5,000.00	\$155,000	\$31.00	\$55.33
		2022Q2	2	1,262.00	\$49,605	\$39.31	\$39.30
		2022Q3	1	330.00	\$12,540	\$38.00	\$44.33
			4	6,592.00	\$217,145	\$32.94	\$51.71
	1 1/4" FLEXIBLE METALLIC CONDUIT / LF						
	701036P	2022Q1	1	50.00	\$250	\$5.00	\$102.50
			1	50.00	\$250	\$5.00	\$102.50
	1" FLEXIBLE METALLIC CONDUIT / LF						
	701038P	2022Q1	1	20.00	\$400	\$20.00	\$48.33
			1	20.00	\$400	\$20.00	\$48.33
	1 1/2" FLEXIBLE METALLIC CONDUIT / LF						
	701039P	2022Q1	1	50.00	\$250	\$5.00	\$102.50
			1	50.00	\$250	\$5.00	\$102.50
	FIBERGLASS CONDUIT / LF						
	701091P	2022Q2	1	4,755.00	\$85,590	\$18.00	\$18.88
			1	4,755.00	\$85,590	\$18.00	\$18.88

WEIGHTED AVERAGE ITEM PRICE REPORT
 BY REGION, ITEM, AND QUARTER

REGION	ITEM	CALENDAR QUARTER	NUMBER OF OCCUR'S	TOTAL QUANTITY	TOTAL DOLLARS	AVERAGE AWARDED PRICE	AVERAGE OF LOW 3 BIDDERS
N	38" JUNCTION BOX / U						
	701093M	2022Q1	1	1.00	\$500	\$500.00	\$3,732.00
			1	1.00	\$500	\$500.00	\$3,732.00

	10" X 36" JUNCTION BOX / U						
	701096M	2022Q1	1	18.00	\$27,000	\$1,500.00	\$1,700.00
		2022Q2	2	8.00	\$25,700	\$3,212.50	\$2,627.21
			3	26.00	\$52,700	\$2,026.92	\$1,985.29

	17" X 30" JUNCTION BOX / U						
	701099M	2022Q1	1	2.00	\$500	\$250.00	\$1,267.00
			1	2.00	\$500	\$250.00	\$1,267.00

	18" X 36" JUNCTION BOX / U						
	701102M	2021Q4	3	159.00	\$653,520	\$4,110.19	\$3,199.94
		2022Q1	2	41.00	\$75,600	\$1,843.90	\$3,403.25
		2022Q2	3	58.00	\$166,800	\$2,875.86	\$2,797.71
			8	258.00	\$895,920	\$3,472.56	\$3,141.82

	8" X 8" X 6" METAL JUNCTION BOX / U						
	701105M	2022Q1	1	4.00	\$2,000	\$500.00	\$1,450.00
			1	4.00	\$2,000	\$500.00	\$1,450.00

	TRANSITE JUNCTION BOX REMOVAL / U						
	701107M	2021Q4	2	28.00	\$21,920	\$782.86	\$2,671.67
			2	28.00	\$21,920	\$782.86	\$2,671.67

WEIGHTED AVERAGE ITEM PRICE REPORT
 BY REGION, ITEM, AND QUARTER

REGION	ITEM	CALENDAR QUARTER	NUMBER OF OCCUR'S	TOTAL QUANTITY	TOTAL DOLLARS	AVERAGE AWARDED PRICE	AVERAGE OF LOW 3 BIDDERS
N	12" X 10" X 8" METAL JUNCTION BOX / U						
	701108M	2022Q1	2	3.00	\$2,500	\$833.33	\$1,030.44
			2	3.00	\$2,500	\$833.33	\$1,030.44

	JUNCTION BOX FOUNDATION / U						
	701117M	2022Q1	1	45.00	\$83,250	\$1,850.00	\$3,150.00
		2022Q2	2	11.00	\$44,700	\$4,063.64	\$3,384.85
		2022Q3	1	3.00	\$7,050	\$2,350.00	\$3,250.00
			4	59.00	\$135,000	\$2,288.14	\$3,198.87

	JUNCTION BOX MODIFICATIONS / LS						
	701118P	2022Q2	1	1.00	\$16,500	\$16,500.00	\$8,666.67
		2022Q3	1	1.00	\$5,000	\$5,000.00	\$9,000.00
			2	2.00	\$21,500	\$10,750.00	\$8,833.33

	JUNCTION BOX FRAME AND COVER / U						
	701120M	2022Q1	1	10.00	\$6,500	\$650.00	\$1,387.67
		2022Q2	1	5.00	\$2,500	\$500.00	\$500.00
			2	15.00	\$9,000	\$600.00	\$1,091.78

	FOUNDATION, TYPE SFT / U						
	701123M	2021Q4	3	53.00	\$319,250	\$6,023.58	\$3,930.19
		2022Q1	1	10.00	\$10,000	\$1,000.00	\$2,728.67
		2022Q2	1	20.00	\$55,000	\$2,750.00	\$3,050.00
			5	83.00	\$384,250	\$4,629.52	\$3,573.33

	FOUNDATION, TYPE MCF / U						
	701126M	2021Q4	2	2.00	\$7,600	\$3,800.00	\$2,616.67

(item continued)

WEIGHTED AVERAGE ITEM PRICE REPORT
 BY REGION, ITEM, AND QUARTER

REGION	ITEM	CALENDAR QUARTER	NUMBER OF OCCUR'S	TOTAL QUANTITY	TOTAL DOLLARS	AVERAGE AWARDED PRICE	AVERAGE OF LOW 3 BIDDERS
N	FOUNDATION, TYPE MCF / U						
	701126M	2022Q1	1	5.00	\$3,750	\$750.00	\$1,527.33
		2022Q2	2	4.00	\$7,850	\$1,962.50	\$1,798.00
			5	11.00	\$19,200	\$1,745.45	\$1,823.82
	FOUNDATION, TYPE P-MC MODIFIED / U						
	701128M	2021Q4	2	20.00	\$120,510	\$6,025.50	\$5,661.83
		2022Q1	1	5.00	\$8,500	\$1,700.00	\$3,734.00
		2022Q2	2	4.00	\$19,600	\$4,900.00	\$4,712.84
			5	29.00	\$148,610	\$5,124.48	\$5,198.55
	FOUNDATION, TYPE P / U						
	701129M	2022Q1	1	2.00	\$200	\$100.00	\$1,842.00
			1	2.00	\$200	\$100.00	\$1,842.00
	FOUNDATION, TYPE P-MC / U						
	701132M	2021Q4	2	2.00	\$7,955	\$3,977.50	\$4,259.17
		2022Q1	1	10.00	\$17,000	\$1,700.00	\$4,025.00
			3	12.00	\$24,955	\$2,079.58	\$4,064.03
	FOUNDATION, TYPE SPF / U						
	701135M	2021Q4	3	98.00	\$577,505	\$5,892.91	\$3,221.62
		2022Q1	1	10.00	\$8,500	\$850.00	\$1,587.67
		2022Q2	3	22.00	\$51,400	\$2,336.36	\$2,135.52
			7	130.00	\$637,405	\$4,903.12	\$2,912.13
	BORING FOR FOUNDATION, STF 50 FOOT ARM / U						
	701136M	2021Q4	2	3.00	\$78,000	\$26,000.00	\$14,366.67

(item continued)

WEIGHTED AVERAGE ITEM PRICE REPORT
 BY REGION, ITEM, AND QUARTER

REGION	ITEM	CALENDAR QUARTER	NUMBER OF OCCUR'S	TOTAL QUANTITY	TOTAL DOLLARS	AVERAGE AWARDED PRICE	AVERAGE OF LOW 3 BIDDERS
N	BORING FOR FOUNDATION, STF 50 FOOT ARM / U						
	701136M	2022Q2	1	1.00	\$10,000	\$10,000.00	\$6,833.33
			3	4.00	\$88,000	\$22,000.00	\$12,483.33

	FOUNDATION, STF FOR GREATER THAN 50 FOOT / LF						
	701137M	2021Q4	2	60.00	\$103,400	\$1,723.33	\$1,807.78
		2022Q2	1	20.00	\$51,000	\$2,550.00	\$1,916.67
			3	80.00	\$154,400	\$1,930.00	\$1,835.00

	FOUNDATION, TYPE STF / U						
	701138M	2021Q4	3	23.00	\$178,130	\$7,744.78	\$7,986.30
		2022Q1	1	10.00	\$40,000	\$4,000.00	\$6,700.00
		2022Q2	2	20.00	\$203,000	\$10,150.00	\$8,858.43
			6	53.00	\$421,130	\$7,945.85	\$8,072.71

	FOUNDATION, TYPE SFX / U						
	701141M	2022Q1	1	1.00	\$1	\$1.00	\$1,110.00
			1	1.00	\$1	\$1.00	\$1,110.00

	FOUNDATION, TYPE SFK / U						
	701144M	2021Q4	2	39.00	\$121,960	\$3,127.18	\$3,031.71
		2022Q1	1	10.00	\$11,000	\$1,100.00	\$3,000.67
		2022Q2	2	7.00	\$23,200	\$3,314.29	\$3,438.73
			5	56.00	\$156,160	\$2,788.57	\$3,077.04

	FOUNDATION, TYPE 1M / U						
	701153M	2022Q1	1	2.00	\$400	\$200.00	\$1,263.00
			1	2.00	\$400	\$200.00	\$1,263.00

WEIGHTED AVERAGE ITEM PRICE REPORT
 BY REGION, ITEM, AND QUARTER

REGION	ITEM	CALENDAR QUARTER	NUMBER OF OCCUR'S	TOTAL QUANTITY	TOTAL DOLLARS	AVERAGE AWARDED PRICE	AVERAGE OF LOW 3 BIDDERS
N	FOUNDATION, TYPE 2M / U						
	701156M	2022Q1	1	2.00	\$800	\$400.00	\$1,994.33
			1	2.00	\$800	\$400.00	\$1,994.33
	FOUNDATION, TYPE 1M-MC / U						
	701159M	2022Q1	2	3.00	\$2,700	\$900.00	\$2,526.89
			2	3.00	\$2,700	\$900.00	\$2,526.89
	FOUNDATION, TYPE 2M-MC / U						
	701162M	2022Q1	1	2.00	\$1,600	\$800.00	\$2,793.33
		2022Q3	1	1.00	\$4,500	\$4,500.00	\$5,666.67
			2	3.00	\$6,100	\$2,033.33	\$3,751.11
	METER CABINET, TYPE T / U						
	701168M	2021Q4	2	7.00	\$57,065	\$8,152.14	\$6,215.95
			2	7.00	\$57,065	\$8,152.14	\$6,215.95
	METER CABINET, TYPE TL / U						
	701171M	2021Q4	3	19.00	\$151,555	\$7,976.58	\$6,361.05
		2022Q2	2	4.00	\$13,230	\$3,307.50	\$5,023.16
			5	23.00	\$164,785	\$7,164.57	\$6,128.38
	METER CABINET, TYPE 1M / U						
	701174M	2022Q1	1	1.00	\$7,500	\$7,500.00	\$10,039.33
			1	1.00	\$7,500	\$7,500.00	\$10,039.33

WEIGHTED AVERAGE ITEM PRICE REPORT
 BY REGION, ITEM, AND QUARTER

REGION	ITEM	CALENDAR QUARTER	NUMBER OF OCCUR'S	TOTAL QUANTITY	TOTAL DOLLARS	AVERAGE AWARDED PRICE	AVERAGE OF LOW 3 BIDDERS
N	METER CABINET, TYPE 2M-MC / U						
	701180M	2022Q3	1	1.00	\$20,500	\$20,500.00	\$21,166.67
			1	1.00	\$20,500	\$20,500.00	\$21,166.67
	METER CABINET, TYPE L / U						
	701183M	2022Q2	2	4.00	\$16,200	\$4,050.00	\$5,571.13
			2	4.00	\$16,200	\$4,050.00	\$5,571.13
	MODIFY METER CABINET / U						
	701187M	2022Q2	1	5.00	\$20,500	\$4,100.00	\$2,433.33
			1	5.00	\$20,500	\$4,100.00	\$2,433.33
	GROUND WIRE, NO. 6 AWG / LF						
	701189P	2022Q3	1	770.00	\$2,888	\$3.75	\$3.75
			1	770.00	\$2,888	\$3.75	\$3.75
	GROUND WIRE, NO. 4 AWG / LF						
	701190P	2022Q1	1	732.00	\$3,660	\$5.00	\$5.25
			1	732.00	\$3,660	\$5.00	\$5.25
	GROUND WIRE, NO. 8 AWG / LF						
	701192P	2021Q4	3	21,873.00	\$89,028	\$4.07	\$3.77
		2022Q1	2	3,795.00	\$12,225	\$3.22	\$3.91
		2022Q2	5	9,594.00	\$33,137	\$3.45	\$3.79
		2022Q3	1	467.00	\$1,751	\$3.75	\$3.75
			11	35,729.00	\$136,141	\$3.81	\$3.79

WEIGHTED AVERAGE ITEM PRICE REPORT
 BY REGION, ITEM, AND QUARTER

REGION	ITEM	CALENDAR QUARTER	NUMBER OF OCCUR'S	TOTAL QUANTITY	TOTAL DOLLARS	AVERAGE AWARDED PRICE	AVERAGE OF LOW 3 BIDDERS
N	MULTIPLE LIGHTING WIRE, NO. 2 AWG / LF						
	701195P	2022Q1	1	4,000.00	\$24,000	\$6.00	\$7.70
		2022Q2	2	160.00	\$1,960	\$12.25	\$16.84
		2022Q3	1	2,616.00	\$21,974	\$8.40	\$8.80
			4	6,776.00	\$47,934	\$7.07	\$8.34
	MULTIPLE LIGHTING WIRE, NO. 4 AWG / LF						
	701196P	2022Q1	1	50.00	\$50	\$1.00	\$3.55
			1	50.00	\$50	\$1.00	\$3.55
	MULTIPLE LIGHTING WIRE, NO. 6 AWG / LF						
	701198P	2022Q1	1	1,000.00	\$1,000	\$1.00	\$4.30
		2022Q2	2	2,574.00	\$10,721	\$4.17	\$4.58
			3	3,574.00	\$11,721	\$3.28	\$4.50
	MULTIPLE LIGHTING WIRE, NO. 8 AWG / LF						
	701201P	2021Q4	3	6,053.00	\$36,069	\$5.96	\$4.76
		2022Q1	2	4,938.00	\$19,152	\$3.88	\$3.69
		2022Q2	4	9,041.00	\$30,973	\$3.43	\$3.31
			9	20,032.00	\$86,193	\$4.30	\$3.84
	MULTIPLE LIGHTING WIRE, NO. 10 AWG / LF						
	701204P	2022Q1	1	3,500.00	\$12,250	\$3.50	\$5.20
		2022Q2	1	150.00	\$1,650	\$11.00	\$5.58
			2	3,650.00	\$13,900	\$3.81	\$5.22
	SERVICE WIRE, NO. 3/0 AWG / LF						
	701208P	2022Q1	1	180.00	\$1,800	\$10.00	\$14.08
			1	180.00	\$1,800	\$10.00	\$14.08

WEIGHTED AVERAGE ITEM PRICE REPORT
 BY REGION, ITEM, AND QUARTER

REGION	ITEM	CALENDAR QUARTER	NUMBER OF OCCUR'S	TOTAL QUANTITY	TOTAL DOLLARS	AVERAGE AWARDED PRICE	AVERAGE OF LOW 3 BIDDERS
N	SERVICE WIRE, NO. 2 AWG / LF						
	701210P	2022Q2	1	9.00	\$218	\$24.20	\$22.11
		2022Q3	1	174.00	\$1,827	\$10.50	\$10.67
			2	183.00	\$2,045	\$11.17	\$11.23
	SERVICE WIRE, NO. 6 AWG / LF						
	701213P	2021Q4	3	4,910.00	\$33,983	\$6.92	\$6.66
		2022Q1	1	180.00	\$900	\$5.00	\$6.68
		2022Q2	3	1,717.00	\$12,848	\$7.48	\$7.57
			7	6,807.00	\$47,731	\$7.01	\$6.89
	SERVICE WIRE, NO. 8 AWG / LF						
	701216P	2021Q4	1	330.00	\$2,096	\$6.35	\$7.18
			1	330.00	\$2,096	\$6.35	\$7.18
	MULTIPLE LIGHTING WIRE, NO. 3/0 AWG / LF						
	701242P	2022Q1	1	2,016.00	\$20,160	\$10.00	\$14.08
			1	2,016.00	\$20,160	\$10.00	\$14.08
	FOUNDATION DECORATIVE LIGHT STANDARD / U						
	701280M	2022Q2	1	3.00	\$8,100	\$2,700.00	\$2,793.81
			1	3.00	\$8,100	\$2,700.00	\$2,793.81
	CONTROLLER, 8 PHASE / U						
	702009M	2021Q4	3	21.00	\$505,150	\$24,054.76	\$22,220.32
		2022Q2	2	4.00	\$173,000	\$43,250.00	\$34,424.98
			5	25.00	\$678,150	\$27,126.00	\$24,173.06

WEIGHTED AVERAGE ITEM PRICE REPORT
 BY REGION, ITEM, AND QUARTER

REGION	ITEM	CALENDAR QUARTER	NUMBER OF OCCUR'S	TOTAL QUANTITY	TOTAL DOLLARS	AVERAGE AWARDED PRICE	AVERAGE OF LOW 3 BIDDERS
N	TRAFFIC SIGNAL STANDARD, ALUMINUM / U						
	702012M	2021Q4	3	38.00	\$179,880	\$4,733.68	\$4,182.68
		2022Q2	2	24.00	\$93,050	\$3,877.08	\$4,035.12
			5	62.00	\$272,930	\$4,402.10	\$4,125.56
	TRAFFIC STANDARD, ALUMINUM, DECORATIVE / U						
	702013M	2021Q4	1	56.00	\$363,440	\$6,490.00	\$5,953.33
			1	56.00	\$363,440	\$6,490.00	\$5,953.33
	SIGNAL STANDARD GREATER 50 FOOT, STEEL / U						
	702014M	2021Q4	2	3.00	\$55,500	\$18,500.00	\$17,211.11
		2022Q2	1	1.00	\$18,150	\$18,150.00	\$16,383.33
			3	4.00	\$73,650	\$18,412.50	\$17,004.17
	TRAFFIC SIGNAL STANDARD, STEEL / U						
	702015M	2021Q4	3	22.00	\$281,575	\$12,798.86	\$11,126.89
		2022Q2	2	20.00	\$193,150	\$9,657.50	\$9,664.89
			5	42.00	\$474,725	\$11,302.98	\$10,430.70
	PEDESTRIAN SIGNAL STANDARD / U						
	702018M	2021Q4	3	97.00	\$146,040	\$1,505.57	\$1,343.38
		2022Q2	3	22.00	\$29,750	\$1,352.27	\$1,397.09
			6	119.00	\$175,790	\$1,477.23	\$1,353.31
	TRAFFIC SIGNAL MAST ARM, ALUMINUM / U						
	702021M	2021Q4	2	42.00	\$125,580	\$2,990.00	\$2,936.94
		2022Q2	2	12.00	\$38,350	\$3,195.83	\$3,827.52
			4	54.00	\$163,930	\$3,035.74	\$3,134.85

WEIGHTED AVERAGE ITEM PRICE REPORT
 BY REGION, ITEM, AND QUARTER

REGION	ITEM	CALENDAR QUARTER	NUMBER OF OCCUR'S	TOTAL QUANTITY	TOTAL DOLLARS	AVERAGE AWARDED PRICE	AVERAGE OF LOW 3 BIDDERS
N	TRAFFIC MAST ARM, ALUMINUM, DECORATIVE / U						
	702022M	2021Q4	1	54.00	\$174,690	\$3,235.00	\$2,945.00
			1	54.00	\$174,690	\$3,235.00	\$2,945.00
	TRAFFIC SIGNAL MAST ARM, STEEL / U						
	702024M	2021Q4	3	23.00	\$189,820	\$8,253.04	\$7,518.77
		2022Q2	2	20.00	\$169,800	\$8,490.00	\$7,880.14
			5	43.00	\$359,620	\$8,363.26	\$7,686.85
	TRAFFIC ARM GREATER THAN 50 FOOT, STEEL / U						
	702025M	2021Q4	2	3.00	\$98,100	\$32,700.00	\$30,344.44
		2022Q2	1	1.00	\$43,000	\$43,000.00	\$41,666.67
			3	4.00	\$141,100	\$35,275.00	\$33,175.00
	TRAFFIC SIGNAL CABLE, 2 CONDUCTOR / LF						
	702027P	2021Q4	3	25,296.00	\$67,017	\$2.65	\$2.55
		2022Q2	3	5,858.00	\$20,536	\$3.51	\$3.54
			6	31,154.00	\$87,552	\$2.81	\$2.74
	TRAFFIC SIGNAL CABLE, 5 CONDUCTOR / LF						
	702030P	2021Q4	3	55,311.00	\$162,243	\$2.93	\$2.91
		2022Q2	3	14,158.00	\$48,755	\$3.44	\$4.15
			6	69,469.00	\$210,997	\$3.04	\$3.16
	TRAFFIC SIGNAL CABLE, 10 CONDUCTOR / LF						
	702033P	2021Q4	3	49,817.00	\$178,565	\$3.58	\$3.60
		2022Q2	2	12,410.00	\$49,701	\$4.00	\$4.93
			5	62,227.00	\$228,266	\$3.67	\$3.87

WEIGHTED AVERAGE ITEM PRICE REPORT
 BY REGION, ITEM, AND QUARTER

REGION	ITEM	CALENDAR QUARTER	NUMBER OF OCCUR'S	TOTAL QUANTITY	TOTAL DOLLARS	AVERAGE AWARDED PRICE	AVERAGE OF LOW 3 BIDDERS
N	OPTICALLY PROGRAMMED LED SIGNAL HEAD / U						
	702035M	2021Q4	1	4.00	\$30,800	\$7,700.00	\$7,325.00
			1	4.00	\$30,800	\$7,700.00	\$7,325.00

	TRAFFIC SIGNAL HEAD / U						
	702036M	2021Q4	3	372.00	\$491,100	\$1,320.16	\$1,428.26
		2022Q2	2	99.00	\$157,790	\$1,593.84	\$1,260.30
			5	471.00	\$648,890	\$1,377.69	\$1,392.96

	PUSH BUTTON INSTALLATION / U						
	702038M	2021Q4	1	22.00	\$18,150	\$825.00	\$1,481.67
			1	22.00	\$18,150	\$825.00	\$1,481.67

	PEDESTRIAN SIGNAL HEAD / U						
	702039M	2021Q4	3	206.00	\$186,116	\$903.48	\$948.49
		2022Q2	3	33.00	\$37,580	\$1,138.79	\$1,221.67
			6	239.00	\$223,696	\$935.97	\$986.21

	SIGNAL AHEAD WIRELESS INTERCONNECT SYSTE / LS						
	702040P	2021Q4	1	1.00	\$7,185	\$7,185.00	\$8,728.33
			1	1.00	\$7,185	\$7,185.00	\$8,728.33

	PUSH BUTTON ASSEMBLIES, TYPE APS / U						
	702041M	2021Q4	1	4.00	\$15,400	\$3,850.00	\$3,058.33
			1	4.00	\$15,400	\$3,850.00	\$3,058.33

WEIGHTED AVERAGE ITEM PRICE REPORT
 BY REGION, ITEM, AND QUARTER

REGION	ITEM	CALENDAR QUARTER	NUMBER OF OCCUR'S	TOTAL QUANTITY	TOTAL DOLLARS	AVERAGE AWARDED PRICE	AVERAGE OF LOW 3 BIDDERS
N	PUSH BUTTON / U						
	702042M	2021Q4	3	131.00	\$50,615	\$386.37	\$420.28
		2022Q2	3	46.00	\$36,000	\$782.61	\$768.75
			6	177.00	\$86,615	\$489.35	\$510.84

	IMAGE DETECTOR / U						
	702045M	2021Q4	1	52.00	\$331,760	\$6,380.00	\$6,236.67
			1	52.00	\$331,760	\$6,380.00	\$6,236.67

	RADAR DETECTOR / U						
	702046M	2021Q4	3	16.00	\$163,495	\$10,218.44	\$10,246.25
		2022Q2	3	32.00	\$328,700	\$10,271.88	\$11,724.81
			6	48.00	\$492,195	\$10,254.06	\$11,231.95

	LOOP DETECTOR / LF						
	702048M	2022Q1	1	50.00	\$50	\$1.00	\$25.67
			1	50.00	\$50	\$1.00	\$25.67

	GENERATOR AUXILIARY CABINET / U						
	702050M	2021Q4	2	30.00	\$246,420	\$8,214.00	\$7,897.33
		2022Q2	2	9.00	\$87,100	\$9,677.78	\$9,150.15
			4	39.00	\$333,520	\$8,551.79	\$8,186.45

	TEMPORARY TRAFFIC SIGNAL SYSTEM, LOCATIO / LS						
	702054M	2022Q2	2	2.00	\$160,000	\$80,000.00	\$94,500.00
			2	2.00	\$160,000	\$80,000.00	\$94,500.00

WEIGHTED AVERAGE ITEM PRICE REPORT
 BY REGION, ITEM, AND QUARTER

REGION	ITEM	CALENDAR QUARTER	NUMBER OF OCCUR'S	TOTAL QUANTITY	TOTAL DOLLARS	AVERAGE AWARDED PRICE	AVERAGE OF LOW 3 BIDDERS
N	INTERIM TRAFFIC SIGNAL SYSTEM, LOCATION / LS						
	702057M	2021Q4	34	34.00	\$264,004	\$7,764.82	\$10,949.06
		2022Q2	7	7.00	\$79,500	\$11,357.14	\$13,885.82
			41	41.00	\$343,504	\$8,378.15	\$11,450.46

	GPS UNIT / U						
	702059M	2022Q2	1	5.00	\$6,500	\$1,300.00	\$1,290.00
			1	5.00	\$6,500	\$1,300.00	\$1,290.00

	CONTROLLER TURN-ON / U						
	702060M	2021Q4	3	36.00	\$105,540	\$2,931.67	\$6,933.70
		2022Q2	3	13.00	\$219,965	\$16,920.38	\$10,143.87
			6	49.00	\$325,505	\$6,642.96	\$7,785.38

	RED SIGNAL AHEAD SIGN / U						
	702102P	2021Q4	2	2.00	\$20,895	\$10,447.50	\$9,607.50
		2022Q2	1	2.00	\$25,000	\$12,500.00	\$10,733.33
			3	4.00	\$45,895	\$11,473.75	\$10,170.42

	LIGHTING STANDARD ALUMINUM / U						
	703003M	2022Q2	2	14.00	\$54,800	\$3,914.29	\$3,585.71
		2022Q3	1	3.00	\$9,900	\$3,300.00	\$3,266.67
			3	17.00	\$64,700	\$3,805.88	\$3,529.41

	LIGHTING STANDARD DECORATIVE / U						
	703010M	2022Q1	1	13.00	\$39,000	\$3,000.00	\$2,863.33
		2022Q2	1	3.00	\$15,600	\$5,200.00	\$5,416.07
			2	16.00	\$54,600	\$3,412.50	\$3,341.97

WEIGHTED AVERAGE ITEM PRICE REPORT
 BY REGION, ITEM, AND QUARTER

REGION	ITEM	CALENDAR QUARTER	NUMBER OF OCCUR'S	TOTAL QUANTITY	TOTAL DOLLARS	AVERAGE AWARDED PRICE	AVERAGE OF LOW 3 BIDDERS
N	LIGHTING MAST ARM ALUMINUM / U						
	703012M	2022Q2	2	5.00	\$10,000	\$2,000.00	\$1,633.33
		2022Q3	1	3.00	\$4,050	\$1,350.00	\$1,316.67
			3	8.00	\$14,050	\$1,756.25	\$1,514.58
	LIGHTING MAST ARM STEEL / U						
	703015M	2021Q4	1	1.00	\$6,930	\$6,930.00	\$5,110.00
			1	1.00	\$6,930	\$6,930.00	\$5,110.00
	LUMINAIRE / U						
	703018M	2021Q4	3	13.00	\$31,130	\$2,394.62	\$2,298.33
		2022Q1	1	17.00	\$30,600	\$1,800.00	\$2,105.00
		2022Q2	4	182.00	\$317,180	\$1,742.75	\$1,462.75
		2022Q3	1	3.00	\$4,350	\$1,450.00	\$1,450.00
			9	215.00	\$383,260	\$1,782.60	\$1,563.88
	LUMINAIRE DECORATIVE / U						
	703019M	2022Q2	1	3.00	\$12,000	\$4,000.00	\$4,155.47
			1	3.00	\$12,000	\$4,000.00	\$4,155.47
	SIGN LIGHTING, STRUCTURE NO. ____ / LS						
	703021M	2022Q2	5	5.00	\$66,000	\$13,200.00	\$26,200.00
			5	5.00	\$66,000	\$13,200.00	\$26,200.00
	RELOCATE SITE LIGHTING / L S						
	703022M	2022Q3	1	1.00	\$8,750	\$8,750.00	\$8,250.00
			1	1.00	\$8,750	\$8,750.00	\$8,250.00

WEIGHTED AVERAGE ITEM PRICE REPORT
 BY REGION, ITEM, AND QUARTER

REGION	ITEM	CALENDAR QUARTER	NUMBER OF OCCUR'S	TOTAL QUANTITY	TOTAL DOLLARS	AVERAGE AWARDED PRICE	AVERAGE OF LOW 3 BIDDERS
N	UNDERDECK LIGHTING TYPE W / U						
	703024M	2022Q2	1	2.00	\$4,300	\$2,150.00	\$2,716.67
			1	2.00	\$4,300	\$2,150.00	\$2,716.67
	TOWER LIGHTING / U						
	703030M	2022Q1	1	1.00	\$136,500	\$136,500	\$295,683
			1	1.00	\$136,500	\$136,500	\$295,683
	TEMPORARY HIGHWAY LIGHTING SYSTEM / LS						
	703033P	2022Q2	2	2.00	\$62,000	\$31,000.00	\$33,213.69
		2022Q3	1	1.00	\$30,000	\$30,000.00	\$32,333.33
			3	3.00	\$92,000	\$30,666.67	\$32,920.24
	ITS CONDUIT, TYPE A / LF						
	704002M	2022Q1	1	872.00	\$56,680	\$65.00	\$81.67
		2022Q2	1	990.00	\$44,550	\$45.00	\$54.82
		2022Q3	1	1,052.00	\$52,600	\$50.00	\$73.33
			3	2,914.00	\$153,830	\$52.79	\$69.54
	JUNCTION BOX ITS TYPE A / U						
	704003M	2022Q1	1	3.00	\$12,300	\$4,100.00	\$4,233.33
		2022Q2	2	6.00	\$37,000	\$6,166.67	\$5,972.68
		2022Q3	1	6.00	\$31,800	\$5,300.00	\$8,600.00
			4	15.00	\$81,100	\$5,406.67	\$6,675.74
	JUNCTION BOX ITS TYPE C / U						
	704009M	2022Q1	1	5.00	\$11,000	\$2,200.00	\$2,366.67

(item continued)

WEIGHTED AVERAGE ITEM PRICE REPORT
 BY REGION, ITEM, AND QUARTER

REGION	ITEM	CALENDAR QUARTER	NUMBER OF OCCUR'S	TOTAL QUANTITY	TOTAL DOLLARS	AVERAGE AWARDED PRICE	AVERAGE OF LOW 3 BIDDERS
N	JUNCTION BOX ITS TYPE C / U						
	704009M	2022Q2	1	1.00	\$4,100	\$4,100.00	\$4,437.77
		2022Q3	1	9.00	\$28,800	\$3,200.00	\$4,433.33
			3	15.00	\$43,900	\$2,926.67	\$3,744.74

	METER CABINET ITS / U						
	704011M	2022Q1	1	1.00	\$5,500	\$5,500.00	\$6,491.67
		2022Q2	1	1.00	\$3,850	\$3,850.00	\$4,723.17
			2	2.00	\$9,350	\$4,675.00	\$5,607.42

	FOUNDATION, ITS / U						
	704014M	2022Q1	1	1.00	\$1,500	\$1,500.00	\$1,933.33
		2022Q2	1	1.00	\$2,100	\$2,100.00	\$2,616.44
			2	2.00	\$3,600	\$1,800.00	\$2,274.89

	FOUNDATION ITS TYPE D / U						
	704024M	2022Q2	1	1.00	\$2,500	\$2,500.00	\$3,038.97
		2022Q3	1	1.00	\$4,750	\$4,750.00	\$4,883.33
			2	2.00	\$7,250	\$3,625.00	\$3,961.15

	CONTROL CENTER SYSTEM, LOCATION NO. ____ / LS						
	704033P	2022Q2	1	1.00	\$14,500	\$14,500.00	\$14,098.61
		2022Q3	2	2.00	\$16,750	\$8,375.00	\$8,258.33
			3	3.00	\$31,250	\$10,416.67	\$10,205.09

	FOUNDATION CSS / U						
	704035M	2022Q2	1	1.00	\$12,750	\$12,750.00	\$10,868.06

(item continued)

WEIGHTED AVERAGE ITEM PRICE REPORT
 BY REGION, ITEM, AND QUARTER

REGION	ITEM	CALENDAR QUARTER	NUMBER OF OCCUR'S	TOTAL QUANTITY	TOTAL DOLLARS	AVERAGE AWARDED PRICE	AVERAGE OF LOW 3 BIDDERS
N	FOUNDATION CSS / U						
	704035M	2022Q3	1	1.00	\$50,000	\$50,000.00	\$47,000.00
			2	2.00	\$62,750	\$31,375.00	\$28,934.03

	CAMERA STANDARD TYPE A / U						
	704048M	2022Q3	1	1.00	\$90,000	\$90,000.00	\$88,000.00
			1	1.00	\$90,000	\$90,000.00	\$88,000.00

	CAMERA STANDARD TYPE B / U						
	704051M	2022Q2	1	1.00	\$50,000	\$50,000.00	\$52,303.59
			1	1.00	\$50,000	\$50,000.00	\$52,303.59

	CAMERA / U						
	704060M	2022Q2	1	1.00	\$10,000	\$10,000.00	\$10,263.15
		2022Q3	1	2.00	\$14,400	\$7,200.00	\$7,166.67
			2	3.00	\$24,400	\$8,133.33	\$8,198.83

	CONTROLLER, CAMERA / U						
	704063M	2022Q2	1	1.00	\$50,000	\$50,000.00	\$49,978.30
		2022Q3	1	1.00	\$58,000	\$58,000.00	\$56,833.33
			2	2.00	\$108,000	\$54,000.00	\$53,405.82

	REINSTALL FIBER OPTIC CABLE / LF						
	704067P	2022Q1	1	1,308.00	\$13,080	\$10.00	\$24.12
			1	1,308.00	\$13,080	\$10.00	\$24.12

WEIGHTED AVERAGE ITEM PRICE REPORT
 BY REGION, ITEM, AND QUARTER

REGION	ITEM	CALENDAR QUARTER	NUMBER OF OCCUR'S	TOTAL QUANTITY	TOTAL DOLLARS	AVERAGE AWARDED PRICE	AVERAGE OF LOW 3 BIDDERS
N	FIBER OPTIC CABLE TYPE F / LF						
	704081P	2022Q1	1	1,104.00	\$5,520	\$5.00	\$15.28
			1	1,104.00	\$5,520	\$5.00	\$15.28
	WIM ROADWAY DEVICES 1 LANES / U						
	704189M	2022Q1	1	2.00	\$84,621	\$42,310.50	\$42,310.50
			1	2.00	\$84,621	\$42,310.50	\$42,310.50
	LOW-VOLTAGE TRANSFORMER / U						
	706004M	2022Q3	1	1.00	\$28,000	\$28,000.00	\$23,500.00
			1	1.00	\$28,000	\$28,000.00	\$23,500.00
	ELECTRICAL WORK / LS						
	750050P	2022Q1	1	1.00	\$400,000	\$400,000	\$325,500
			1	1.00	\$400,000	\$400,000	\$325,500
	TOWER ELEVATORS / L S						
	755003P	2022Q1	1	2.00	\$1,200,000	\$600,000	\$722,733
			1	2.00	\$1,200,000	\$600,000	\$722,733
	SELECTIVE THINNING / SY						
	801006M	2021Q4	1	4,310.00	\$43,100	\$10.00	\$9.00
		2022Q2	1	1,574.00	\$26,758	\$17.00	\$20.83
			2	5,884.00	\$69,858	\$11.87	\$12.17
	SELECTIVE CLEARING / SY						
	801012M	2022Q2	2	3,680.00	\$84,040	\$22.84	\$22.17
			2	3,680.00	\$84,040	\$22.84	\$22.17

WEIGHTED AVERAGE ITEM PRICE REPORT
 BY REGION, ITEM, AND QUARTER

REGION	ITEM	CALENDAR QUARTER	NUMBER OF OCCUR'S	TOTAL QUANTITY	TOTAL DOLLARS	AVERAGE AWARDED PRICE	AVERAGE OF LOW 3 BIDDERS
N	TRIMMING EXISTING TREE, OVER 6" TO 12" D / U						
	802003M	2021Q4	2	35.00	\$10,800	\$308.57	\$363.57
		2022Q1	1	25.00	\$625	\$25.00	\$72.50
			3	60.00	\$11,425	\$190.42	\$242.29

	TRIMMING EXISTING TREE, OVER 12" TO 18" / U						
	802006M	2021Q4	1	5.00	\$3,100	\$620.00	\$523.33
		2022Q1	1	3.00	\$75	\$25.00	\$72.50
			2	8.00	\$3,175	\$396.88	\$354.27

	TRIMMING EXISTING TREE, OVER 18" TO 24" / U						
	802009M	2021Q4	1	3.00	\$2,310	\$770.00	\$673.33
		2022Q1	1	3.00	\$75	\$25.00	\$72.50
		2022Q3	1	3.00	\$1,950	\$650.00	\$691.67
			3	9.00	\$4,335	\$481.67	\$479.17

	TRIMMING EXISTING TREE, OVER 24" TO 30" / U						
	802012M	2022Q1	1	3.00	\$75	\$25.00	\$72.50
		2022Q3	1	3.00	\$2,850	\$950.00	\$983.33
			2	6.00	\$2,925	\$487.50	\$527.92

	TRIMMING EXISTING TREE, OVER 30" TO 36" / U						
	802015M	2022Q1	1	3.00	\$75	\$25.00	\$72.50
			1	3.00	\$75	\$25.00	\$72.50

	TRIMMING EXISTING TREE, OVER 36" DIAMETE / U						
	802018M	2022Q1	1	3.00	\$75	\$25.00	\$72.50
			1	3.00	\$75	\$25.00	\$72.50

WEIGHTED AVERAGE ITEM PRICE REPORT
 BY REGION, ITEM, AND QUARTER

REGION	ITEM	CALENDAR QUARTER	NUMBER OF OCCUR'S	TOTAL QUANTITY	TOTAL DOLLARS	AVERAGE AWARDED PRICE	AVERAGE OF LOW 3 BIDDERS
N	TREE REMOVAL, OVER 6" TO 12" DIAMETER / U						
	802021M	2021Q4	1	25.00	\$15,625	\$625.00	\$656.67
		2022Q1	1	25.00	\$1,250	\$50.00	\$175.00
		2022Q2	2	34.00	\$18,250	\$536.76	\$595.77
			4	84.00	\$35,125	\$418.15	\$488.67
	TREE REMOVAL, OVER 12" TO 18" DIAMETER / U						
	802024M	2021Q4	1	4.00	\$3,960	\$990.00	\$1,313.33
		2022Q1	1	3.00	\$150	\$50.00	\$175.00
		2022Q2	2	14.00	\$13,850	\$989.29	\$1,008.19
			4	21.00	\$17,960	\$855.24	\$947.28
	TREE REMOVAL, OVER 18" TO 24" DIAMETER / U						
	802027M	2021Q4	1	2.00	\$3,300	\$1,650.00	\$2,016.67
		2022Q1	2	13.00	\$43,341	\$3,333.92	\$1,816.96
		2022Q2	1	3.00	\$5,100	\$1,700.00	\$1,611.13
			4	18.00	\$51,741	\$2,874.50	\$1,804.85
	TREE REMOVAL, OVER 24" TO 30" DIAMETER / U						
	802030M	2022Q1	1	3.00	\$2,250	\$750.00	\$525.00
			1	3.00	\$2,250	\$750.00	\$525.00
	TREE REMOVAL, OVER 30" TO 36" DIAMETER / U						
	802033M	2022Q1	1	3.00	\$3,750	\$1,250.00	\$775.00
		2022Q2	1	1.00	\$3,500	\$3,500.00	\$3,346.26
			2	4.00	\$7,250	\$1,812.50	\$1,417.81
	TREE REMOVAL, OVER 36" DIAMETER / U						
	802036M	2021Q4	1	1.00	\$3,190	\$3,190.00	\$3,696.67

(item continued)

WEIGHTED AVERAGE ITEM PRICE REPORT
 BY REGION, ITEM, AND QUARTER

REGION	ITEM	CALENDAR QUARTER	NUMBER OF OCCUR'S	TOTAL QUANTITY	TOTAL DOLLARS	AVERAGE AWARDED PRICE	AVERAGE OF LOW 3 BIDDERS
N	TREE REMOVAL, OVER 36" DIAMETER / U						
	802036M	2022Q1	1	3.00	\$4,500	\$1,500.00	\$900.00
		2022Q2	2	4.00	\$17,250	\$4,312.50	\$4,832.07
			4	8.00	\$24,940	\$3,117.50	\$3,215.62

	PREPARATION OF EXISTING SOIL / SY						
	803006M	2022Q2	1	3,383.00	\$7,612	\$2.25	\$2.46
			1	3,383.00	\$7,612	\$2.25	\$2.46

	TOPSOIL SPREADING ___" THICK / SY						
	804000P	2021Q4	2	4,126.00	\$17,416	\$4.22	\$11.12
		2022Q1	7	17,064.00	\$25,296	\$1.48	\$2.31
		2022Q2	6	25,150.00	\$153,275	\$6.09	\$4.78
		2022Q3	1	5,406.00	\$21,624	\$4.00	\$5.67
			16	51,746.00	\$217,611	\$4.21	\$4.56

	SUBSOIL / CY						
	804001P	2022Q2	2	1,908.00	\$128,689	\$67.45	\$77.60
			2	1,908.00	\$128,689	\$67.45	\$77.60

	TOPSOILING, 4" THICK / SY						
	804006P	2021Q4	2	13,831.00	\$90,367	\$6.53	\$5.03
			2	13,831.00	\$90,367	\$6.53	\$5.03

	PLANT PIT SOIL / CY						
	804014P	2022Q1	1	8.00	\$400	\$50.00	\$80.00
		2022Q2	3	165.00	\$23,900	\$144.85	\$95.01

(item continued)

WEIGHTED AVERAGE ITEM PRICE REPORT
 BY REGION, ITEM, AND QUARTER

REGION	ITEM	CALENDAR QUARTER	NUMBER OF OCCUR'S	TOTAL QUANTITY	TOTAL DOLLARS	AVERAGE AWARDED PRICE	AVERAGE OF LOW 3 BIDDERS
N	PLANT PIT SOIL / CY						
	804014P	2022Q3	1	1,152.00	\$23,040	\$20.00	\$43.42
			5	1,325.00	\$47,340	\$35.73	\$50.06

	BORROW TOPSOIL / CY						
	804015P	2021Q4	1	400.00	\$24,400	\$61.00	\$55.67
		2022Q1	5	2,976.00	\$13,998	\$4.70	\$13.75
		2022Q2	2	689.00	\$49,608	\$72.00	\$74.05
		2022Q3	1	241.00	\$13,255	\$55.00	\$53.33
			9	4,306.00	\$101,261	\$23.52	\$29.51

	SOIL AMENDMENT / CY						
	804031P	2021Q4	1	414.00	\$12,420	\$30.00	\$48.33
			1	414.00	\$12,420	\$30.00	\$48.33

	TURF REPAIR STRIP / LF						
	805003M	2021Q4	1	10,000.00	\$5,000	\$0.50	\$3.92
		2022Q1	5	14,928.00	\$36,143	\$2.42	\$1.96
		2022Q2	2	1,015.00	\$13,950	\$13.74	\$11.58
			8	25,943.00	\$55,093	\$2.12	\$3.09

	STABILIZED TURF / SY						
	805005M	2022Q2	1	309.00	\$15,450	\$50.00	\$36.23
			1	309.00	\$15,450	\$50.00	\$36.23

	REGRADE BERM / SY						
	805010M	2022Q2	2	1,577.00	\$48,064	\$30.48	\$25.14
			2	1,577.00	\$48,064	\$30.48	\$25.14

WEIGHTED AVERAGE ITEM PRICE REPORT
 BY REGION, ITEM, AND QUARTER

REGION	ITEM	CALENDAR QUARTER	NUMBER OF OCCUR'S	TOTAL QUANTITY	TOTAL DOLLARS	AVERAGE AWARDED PRICE	AVERAGE OF LOW 3 BIDDERS
N	FERTILIZING AND SEEDING, TYPE A / SY						
	806003P	2022Q1	2	10,000.00	\$550	\$0.06	\$0.29
		2022Q2	1	128.00	\$1,485	\$11.60	\$22.91
			3	10,128.00	\$2,035	\$0.20	\$0.57
	FERTILIZING AND SEEDING, TYPE A-3 / SY						
	806006P	2021Q4	3	17,434.00	\$29,175	\$1.67	\$2.03
		2022Q1	5	7,064.00	\$5,143	\$0.73	\$1.07
		2022Q2	4	27,207.00	\$56,363	\$2.07	\$1.99
		2022Q3	1	5,406.00	\$5,676	\$1.05	\$1.77
			13	57,111.00	\$96,357	\$1.69	\$1.86
	FERTILIZING AND SEEDING, TYPE A-4 / SY						
	806009P	2022Q2	1	996.00	\$2,241	\$2.25	\$2.11
			1	996.00	\$2,241	\$2.25	\$2.11
	FERTILIZING AND SEEDING, TYPE F / SY						
	806018P	2021Q4	2	2,470.00	\$3,813	\$1.54	\$3.69
		2022Q1	1	463.00	\$926	\$2.00	\$2.25
		2022Q2	4	2,337.00	\$9,376	\$4.01	\$2.73
		2022Q3	1	744.00	\$1,562	\$2.10	\$1.87
			8	6,014.00	\$15,677	\$2.61	\$2.98
	FERTILIZING AND SEEDING, TYPE W / SY						
	806024P	2022Q2	1	2,160.00	\$8,640	\$4.00	\$3.30
			1	2,160.00	\$8,640	\$4.00	\$3.30
	FERTILIZING AND SEEDING, BASIN SLOPE / SY						
	806028P	2021Q4	1	665.00	\$1,663	\$2.50	\$2.58

(item continued)

WEIGHTED AVERAGE ITEM PRICE REPORT
 BY REGION, ITEM, AND QUARTER

REGION	ITEM	CALENDAR QUARTER	NUMBER OF OCCUR'S	TOTAL QUANTITY	TOTAL DOLLARS	AVERAGE AWARDED PRICE	AVERAGE OF LOW 3 BIDDERS
N	FERTILIZING AND SEEDING, BASIN SLOPE / SY						
	806028P	2022Q2	1	410.00	\$2,050	\$5.00	\$4.40
			2	1,075.00	\$3,713	\$3.45	\$3.28
	FERTILIZING AND SEEDING, LOW MAINTENANCE / SY						
	806033P	2021Q4	1	3,238.00	\$4,857	\$1.50	\$1.88
		2022Q2	1	2,460.00	\$7,380	\$3.00	\$1.97
			2	5,698.00	\$12,237	\$2.15	\$1.92
	TOPSOIL STABILIZATION, TYPE 1 MAT / SY						
	807003M	2021Q4	1	670.00	\$2,647	\$3.95	\$4.78
		2022Q1	1	80.00	\$960	\$12.00	\$11.33
		2022Q2	2	1,005.00	\$5,825	\$5.80	\$4.80
			4	1,755.00	\$9,432	\$5.37	\$5.09
	TOPSOIL STABILIZATION, TYPE 2 MAT / SY						
	807006M	2022Q1	1	655.00	\$3,275	\$5.00	\$4.33
		2022Q2	1	107.00	\$963	\$9.00	\$10.83
		2022Q3	1	23.00	\$121	\$5.25	\$8.00
			3	785.00	\$4,359	\$5.55	\$5.33
	TOPSOIL STABILIZATION, TYPE 4 MAT / SY						
	807012M	2022Q3	1	4,668.00	\$17,038	\$3.65	\$3.38
			1	4,668.00	\$17,038	\$3.65	\$3.38
	STRAW MULCHING / SY						
	809003M	2021Q4	2	23,217.00	\$21,328	\$0.92	\$1.22

(item continued)

WEIGHTED AVERAGE ITEM PRICE REPORT
 BY REGION, ITEM, AND QUARTER

REGION	ITEM	CALENDAR QUARTER	NUMBER OF OCCUR'S	TOTAL QUANTITY	TOTAL DOLLARS	AVERAGE AWARDED PRICE	AVERAGE OF LOW 3 BIDDERS
N	STRAW MULCHING / SY						
	809003M	2022Q1	7	17,064.00	\$5,693	\$0.33	\$0.51
		2022Q2	5	30,622.00	\$48,994	\$1.60	\$1.27
		2022Q3	1	1,734.00	\$1,821	\$1.05	\$1.52
			15	72,637.00	\$77,834	\$1.07	\$1.08
	FIBER MULCHING / SY						
	809006M	2022Q2	1	2,950.00	\$8,850	\$3.00	\$1.80
			1	2,950.00	\$8,850	\$3.00	\$1.80
	SHREDDED HARDWOOD BARK MULCHING / SY						
	809015M	2022Q1	1	40.00	\$400	\$10.00	\$8.33
			1	40.00	\$400	\$10.00	\$8.33
	WOOD MULCHING / SY						
	809018M	2021Q4	1	167.00	\$919	\$5.50	\$7.50
		2022Q1	1	16.00	\$160	\$10.00	\$8.67
		2022Q2	1	472.00	\$9,440	\$20.00	\$11.47
		2022Q3	1	2,169.00	\$11,387	\$5.25	\$9.08
			4	2,824.00	\$21,906	\$7.76	\$9.39
	WOOD MULCHING, 2" THICK / SY						
	809021M	2021Q4	1	880.00	\$3,300	\$3.75	\$4.36
		2022Q2	1	2,930.00	\$43,950	\$15.00	\$9.28
			2	3,810.00	\$47,250	\$12.40	\$8.15
	MOWING / ACRE						
	810003M	2021Q4	2	5.00	\$6,500	\$1,300.00	\$1,213.33

(item continued)

WEIGHTED AVERAGE ITEM PRICE REPORT
 BY REGION, ITEM, AND QUARTER

REGION	ITEM	CALENDAR QUARTER	NUMBER OF OCCUR'S	TOTAL QUANTITY	TOTAL DOLLARS	AVERAGE AWARDED PRICE	AVERAGE OF LOW 3 BIDDERS
N	MOWING / ACRE						
	810003M	2022Q2	3	13.00	\$16,600	\$1,276.92	\$1,064.23
		2022Q3	1	4.00	\$4,200	\$1,050.00	\$771.67
			6	22.00	\$27,300	\$1,240.91	\$1,044.93

	LARGE DECIDUOUS TREE, 3-3 1/2" CALIPER, / U						
	811003M	2022Q3	1	383.00	\$363,850	\$950.00	\$800.00
			1	383.00	\$363,850	\$950.00	\$800.00

	LARGE DECIDUOUS TREE, 2-2 1/2" CALIPER, / U						
	811006M	2021Q4	1	13.00	\$7,735	\$595.00	\$670.00
			1	13.00	\$7,735	\$595.00	\$670.00

	LARGE DECID TREE 10-12' HIGH, MULTI STEM / U						
	811016M	2022Q2	3	20.00	\$14,750	\$737.50	\$773.50
		2022Q3	1	14.00	\$8,190	\$585.00	\$645.00
			4	34.00	\$22,940	\$674.71	\$720.59

	SMALL DECIDUOUS TREE, 3-3 1/2" CALIPER, / U						
	811021M	2022Q3	1	346.00	\$320,050	\$925.00	\$870.00
			1	346.00	\$320,050	\$925.00	\$870.00

	SMALL DECIDUOUS TREE, 2 1/2-3" CALIPER, / U						
	811022M	2022Q1	1	6.00	\$3,000	\$500.00	\$650.00
			1	6.00	\$3,000	\$500.00	\$650.00

WEIGHTED AVERAGE ITEM PRICE REPORT
 BY REGION, ITEM, AND QUARTER

REGION	ITEM	CALENDAR QUARTER	NUMBER OF OCCUR'S	TOTAL QUANTITY	TOTAL DOLLARS	AVERAGE AWARDED PRICE	AVERAGE OF LOW 3 BIDDERS
N	SMALL DECIDUOUS TREE, 2-2 1/2" CALIPER, / U						
	811024M	2021Q4	1	14.00	\$8,050	\$575.00	\$650.00
		2022Q1	1	2.00	\$900	\$450.00	\$583.33
		2022Q2	1	9.00	\$5,400	\$600.00	\$583.33
			3	25.00	\$14,350	\$574.00	\$620.67
	SMALL DECIDUOUS TREE, 7-8' HIGH, B&B / U						
	811031M	2021Q4	1	48.00	\$26,400	\$550.00	\$578.33
			1	48.00	\$26,400	\$550.00	\$578.33
	EVERGREEN TREE, 9-10' HIGH, B&B / U						
	811033M	2022Q3	1	156.00	\$126,360	\$810.00	\$686.67
			1	156.00	\$126,360	\$810.00	\$686.67
	EVERGREEN TREE, 8-9' HIGH, B&B / U						
	811036M	2022Q1	1	1.00	\$500	\$500.00	\$1,016.67
			1	1.00	\$500	\$500.00	\$1,016.67
	EVERGREEN TREE, 7-8' HIGH B&B / U						
	811037M	2022Q2	1	17.00	\$11,900	\$700.00	\$666.67
			1	17.00	\$11,900	\$700.00	\$666.67
	EVERGREEN TREE, 6-7' HIGH, B&B / U						
	811039M	2022Q2	1	10.00	\$6,450	\$645.00	\$598.00
			1	10.00	\$6,450	\$645.00	\$598.00

WEIGHTED AVERAGE ITEM PRICE REPORT
 BY REGION, ITEM, AND QUARTER

REGION	ITEM	CALENDAR QUARTER	NUMBER OF OCCUR'S	TOTAL QUANTITY	TOTAL DOLLARS	AVERAGE AWARDED PRICE	AVERAGE OF LOW 3 BIDDERS
N	EVERGREEN TREE, SEEDLING 18-24" HIGH, PO / U						
	811051M	2021Q4	1	31.00	\$1,116	\$36.00	\$49.33
			1	31.00	\$1,116	\$36.00	\$49.33
	DECIDUOUS SHRUB, 18-24" HIGH, #3 CONTAIN / U						
	811063M	2022Q2	1	1,100.00	\$121,000	\$110.00	\$76.67
			1	1,100.00	\$121,000	\$110.00	\$76.67
	DECIDUOUS SHRUB, 24-36" HIGH, CONTAINER / U						
	811067M	2021Q4	1	320.00	\$19,200	\$60.00	\$73.67
		2022Q2	2	362.00	\$39,100	\$108.01	\$92.81
			3	682.00	\$58,300	\$85.48	\$83.83
	EVERGREEN SHRUB, 30-36" HIGH, B&B / U						
	811072M	2022Q2	1	20.00	\$1,800	\$90.00	\$104.67
			1	20.00	\$1,800	\$90.00	\$104.67
	EVERGREEN SHRUB, 18-24" HIGH, #3 CONTAIN / U						
	811078M	2022Q2	1	198.00	\$20,790	\$105.00	\$77.00
			1	198.00	\$20,790	\$105.00	\$77.00
	GROUND COVER OR VINE, 2" PLUG / U						
	811108M	2021Q4	1	3,438.00	\$13,408	\$3.90	\$4.57
			1	3,438.00	\$13,408	\$3.90	\$4.57
	PLANT ESTABLISHMENT PERIOD / LS						
	811138M	2021Q4	1	1.00	\$7,500	\$7,500.00	\$11,916.67

(item continued)

WEIGHTED AVERAGE ITEM PRICE REPORT
 BY REGION, ITEM, AND QUARTER

REGION	ITEM	CALENDAR QUARTER	NUMBER OF OCCUR'S	TOTAL QUANTITY	TOTAL DOLLARS	AVERAGE AWARDED PRICE	AVERAGE OF LOW 3 BIDDERS
N	PLANT ESTABLISHMENT PERIOD / LS						
	811138M	2022Q1	1	1.00	\$1,000	\$1,000.00	\$3,333.33
		2022Q2	3	3.00	\$79,000	\$26,333.33	\$21,942.38
		2022Q3	1	1.00	\$32,000	\$32,000.00	\$92,333.33
			6	6.00	\$119,500	\$19,916.67	\$28,901.75

	WATERING / MG						
	811165M	2021Q4	1	23.00	\$529	\$23.00	\$274.33
		2022Q1	1	1.00	\$500	\$500.00	\$317.00
		2022Q2	3	51.00	\$32,466	\$636.59	\$555.88
		2022Q3	1	206.00	\$59,740	\$290.00	\$405.00
			6	281.00	\$93,235	\$331.80	\$421.38

	RECONSTRUCT PLANTING BED / LS						
	811175P	2022Q2	1	1.00	\$60,000	\$60,000.00	\$31,666.67
			1	1.00	\$60,000	\$60,000.00	\$31,666.67

	MISCELLANEOUS CONCRETE / CY						
	903006M	2021Q4	1	4.00	\$2,000	\$500.00	\$516.67
		2022Q2	1	75.00	\$75	\$1.00	\$500.50
			2	79.00	\$2,075	\$26.27	\$501.32

	INSPECTION OF UNITS / U						
	MMA001M	2022Q2	1	50.00	\$50,000	\$1,000.00	\$1,000.00
			1	50.00	\$50,000	\$1,000.00	\$1,000.00

	FLOODLIGHTS FOR NIGHTTIME OPERATION / U						
	MMB085M	2021Q4	1	8.00	\$400	\$50.00	\$383.33
			1	8.00	\$400	\$50.00	\$383.33

WEIGHTED AVERAGE ITEM PRICE REPORT
 BY REGION, ITEM, AND QUARTER

REGION	ITEM	CALENDAR QUARTER	NUMBER OF OCCUR'S	TOTAL QUANTITY	TOTAL DOLLARS	AVERAGE AWARDED PRICE	AVERAGE OF LOW 3 BIDDERS
N	FORCE ACCOUNT LABOR, EQUIPMENT & MATERIA / DOLL						
	MMB091M	2022Q1	1	100,000.00	\$100,000	\$1.00	\$1.00
			1	100,000.00	\$100,000	\$1.00	\$1.00

	CREW COORDINATOR / HOUR						
	MMB092M	2021Q4	5	790.00	\$98,750	\$125.00	\$125.00
			5	790.00	\$98,750	\$125.00	\$125.00

	LANE CLOSURES / HOUR						
	MMB172M	2021Q4	5	54,400.00	\$203,029	\$3.73	\$33.44
			5	54,400.00	\$203,029	\$3.73	\$33.44

	SOLID WASTE DISPOSAL / DOLL						
	MMB173M	2021Q4	5	238,500.00	\$238,500	\$1.00	\$1.00
			5	238,500.00	\$238,500	\$1.00	\$1.00

	REPAIR CATEGORY "A" / HOUR						
	MMB181M	2022Q2	1	375.00	\$327,750	\$874.00	\$2,187.00
			1	375.00	\$327,750	\$874.00	\$2,187.00

	DIVING CREW / HOUR						
	MMB185M	2021Q4	1	1,200.00	\$381,876	\$318.23	\$597.74
			1	1,200.00	\$381,876	\$318.23	\$597.74

	LABOR CREW / HOUR						
	MMB186M	2021Q4	13	75,325.00	\$37,822,770	\$502.13	\$579.85
			13	75,325.00	\$37,822,770	\$502.13	\$579.85

WEIGHTED AVERAGE ITEM PRICE REPORT
 BY REGION, ITEM, AND QUARTER

REGION	ITEM	CALENDAR QUARTER	NUMBER OF OCCUR'S	TOTAL QUANTITY	TOTAL DOLLARS	AVERAGE AWARDED PRICE	AVERAGE OF LOW 3 BIDDERS
N	RAILROAD SERVICES / DOLL						
	MMB188M	2021Q4	1	50,000.00	\$50,000	\$1.00	\$1.00
			1	50,000.00	\$50,000	\$1.00	\$1.00
	RESET SIGNS / U						
	MMD036M	2022Q1	2	80.00	\$6,288	\$78.60	\$120.35
			2	80.00	\$6,288	\$78.60	\$120.35
	RETROFIT COVER PLATE FOR INLET CURB PIEC / U						
	MMD042M	2022Q1	2	44.00	\$13,950	\$317.05	\$276.67
			2	44.00	\$13,950	\$317.05	\$276.67
	CONDUIT CLEARING / LF						
	MME002M	2022Q1	1	95.00	\$950	\$10.00	\$71.00
			1	95.00	\$950	\$10.00	\$71.00
	FOUNDATION REMOVAL, ELECTRICAL / U						
	MME008M	2022Q1	1	200.00	\$70,000	\$350.00	\$550.00
			1	200.00	\$70,000	\$350.00	\$550.00
	TRANSITE JUNCTION BOX REMOVAL / U						
	MME009M	2022Q1	1	60.00	\$24,000	\$400.00	\$807.67
			1	60.00	\$24,000	\$400.00	\$807.67
	TROUBLESHOOTING / MH						
	MME010M	2022Q1	1	125.00	\$30,000	\$240.00	\$525.50
			1	125.00	\$30,000	\$240.00	\$525.50

WEIGHTED AVERAGE ITEM PRICE REPORT
 BY REGION, ITEM, AND QUARTER

REGION	ITEM	CALENDAR QUARTER	NUMBER OF OCCUR'S	TOTAL QUANTITY	TOTAL DOLLARS	AVERAGE AWARDED PRICE	AVERAGE OF LOW 3 BIDDERS
N	BASE DOOR, TYPE T/C / U						
	MME011M	2022Q1	1	10.00	\$900	\$90.00	\$152.00
			1	10.00	\$900	\$90.00	\$152.00
	BASE DOOR, TYPE K / U						
	MME012M	2022Q1	1	5.00	\$475	\$95.00	\$158.50
			1	5.00	\$475	\$95.00	\$158.50
	BASE DOOR, TYPE P / U						
	MME013M	2022Q1	1	2.00	\$170	\$85.00	\$145.00
			1	2.00	\$170	\$85.00	\$145.00
	PEDESTRIAN LED INSTALLATION / U						
	MME015M	2022Q1	1	2.00	\$670	\$335.00	\$394.50
			1	2.00	\$670	\$335.00	\$394.50
	HIGHWAY LIGHTING BALLAST INSTALLATION / U						
	MME017M	2022Q1	1	10.00	\$4,500	\$450.00	\$466.50
			1	10.00	\$4,500	\$450.00	\$466.50
	HIGHWAY LIGHTING RELAMPING / U						
	MME024M	2022Q1	1	75.00	\$11,250	\$150.00	\$209.00
			1	75.00	\$11,250	\$150.00	\$209.00
	BASE DOOR, TYPE L / U						
	MME026M	2022Q1	1	5.00	\$300	\$60.00	\$132.50
			1	5.00	\$300	\$60.00	\$132.50

WEIGHTED AVERAGE ITEM PRICE REPORT
 BY REGION, ITEM, AND QUARTER

REGION	ITEM	CALENDAR QUARTER	NUMBER OF OCCUR'S	TOTAL QUANTITY	TOTAL DOLLARS	AVERAGE AWARDED PRICE	AVERAGE OF LOW 3 BIDDERS
N	PEC REPLACEMENT / U						
	MME027M	2022Q1	1	2.00	\$130	\$65.00	\$198.50
			1	2.00	\$130	\$65.00	\$198.50
	SIGN LUMINAIRE INSTALLATION / U						
	MME055M	2022Q1	1	210.00	\$451,500	\$2,150.00	\$2,128.50
			1	210.00	\$451,500	\$2,150.00	\$2,128.50
	LED TYPE R-ARROW-R / U						
	MME068M	2022Q1	1	35.00	\$2,625	\$75.00	\$186.50
			1	35.00	\$2,625	\$75.00	\$186.50
	LED TYPE A-ARROW-R / U						
	MME069M	2022Q1	1	50.00	\$3,750	\$75.00	\$186.50
			1	50.00	\$3,750	\$75.00	\$186.50
	LED TYPE G-ARROW-R / U						
	MME070M	2022Q1	1	50.00	\$3,750	\$75.00	\$186.50
			1	50.00	\$3,750	\$75.00	\$186.50
	LED TYPE A/G-ARROW-R / U						
	MME071M	2022Q1	1	50.00	\$5,900	\$118.00	\$246.50
			1	50.00	\$5,900	\$118.00	\$246.50
	TRAFFIC DIRECTORS / MH						
	MME084M	2022Q1	1	200.00	\$17,000	\$85.00	\$141.33
			1	200.00	\$17,000	\$85.00	\$141.33

WEIGHTED AVERAGE ITEM PRICE REPORT
 BY REGION, ITEM, AND QUARTER

REGION	ITEM	CALENDAR QUARTER	NUMBER OF OCCUR'S	TOTAL QUANTITY	TOTAL DOLLARS	AVERAGE AWARDED PRICE	AVERAGE OF LOW 3 BIDDERS
N	VISOR REPLACEMENT / U						
	MME085M	2022Q1	1	3.00	\$165	\$55.00	\$102.50
			1	3.00	\$165	\$55.00	\$102.50
	ROADWAY JUNCTION BOX / U						
	MME090M	2022Q1	1	1.00	\$500	\$500.00	\$3,225.00
			1	1.00	\$500	\$500.00	\$3,225.00
	LED TYPE 12 RAG / U						
	MME091M	2022Q1	1	150.00	\$37,500	\$250.00	\$480.50
			1	150.00	\$37,500	\$250.00	\$480.50
	LED TYPE 8 RAG / U						
	MME092M	2022Q1	1	150.00	\$36,000	\$240.00	\$466.50
			1	150.00	\$36,000	\$240.00	\$466.50
	LIGHTING ASSEMBLIES, TYPE L-R-X / U						
	MME093M	2022Q1	1	2.00	\$920	\$460.00	\$881.50
			1	2.00	\$920	\$460.00	\$881.50
	LIGHTING ASSEMBLIES, TYPE L-R-CF / U						
	MME094M	2022Q1	1	2.00	\$920	\$460.00	\$881.50
			1	2.00	\$920	\$460.00	\$881.50
	LIGHTING ASSEMBLIES, TYPE L-R-V-X / U						
	MME095M	2022Q1	1	2.00	\$1,850	\$925.00	\$1,627.50
			1	2.00	\$1,850	\$925.00	\$1,627.50

WEIGHTED AVERAGE ITEM PRICE REPORT
 BY REGION, ITEM, AND QUARTER

REGION	ITEM	CALENDAR QUARTER	NUMBER OF OCCUR'S	TOTAL QUANTITY	TOTAL DOLLARS	AVERAGE AWARDED PRICE	AVERAGE OF LOW 3 BIDDERS
N	LIGHTING ASSEMBLIES, TYPE L-R-MG / U						
	MME096M	2022Q1	1	2.00	\$2,170	\$1,085.00	\$1,617.50
			1	2.00	\$2,170	\$1,085.00	\$1,617.50
	LIGHTING ASSEMBLIES, TYPE L-R-U-W / U						
	MME097M	2022Q1	1	2.00	\$4,000	\$2,000.00	\$2,658.00
			1	2.00	\$4,000	\$2,000.00	\$2,658.00
	LIGHTING ASSEMBLIES, TYPE L-R-U-P / U						
	MME098M	2022Q1	1	2.00	\$4,000	\$2,000.00	\$2,139.00
			1	2.00	\$4,000	\$2,000.00	\$2,139.00
	TOWER RELAMPING / U						
	MME100M	2022Q1	1	2.00	\$3,320	\$1,660.00	\$5,503.00
			1	2.00	\$3,320	\$1,660.00	\$5,503.00
	TOWER LUMINAIRE INSTALLATION / U						
	MME101M	2022Q1	1	16.00	\$40,000	\$2,500.00	\$2,393.50
			1	16.00	\$40,000	\$2,500.00	\$2,393.50
	LIGHTING ASSEMBLIES INSTALLATION / U						
	MME102M	2022Q1	1	40.00	\$14,600	\$365.00	\$510.50
			1	40.00	\$14,600	\$365.00	\$510.50
	LIGHTING ASSEMBLIES, TYPE L-R-40-Y / U						
	MME103M	2022Q1	1	2.00	\$890	\$445.00	\$856.50
			1	2.00	\$890	\$445.00	\$856.50

WEIGHTED AVERAGE ITEM PRICE REPORT
 BY REGION, ITEM, AND QUARTER

REGION	ITEM	CALENDAR QUARTER	NUMBER OF OCCUR'S	TOTAL QUANTITY	TOTAL DOLLARS	AVERAGE AWARDED PRICE	AVERAGE OF LOW 3 BIDDERS
N	FUSE KITS / U						
	MME108M	2022Q1	1	75.00	\$3,750	\$50.00	\$193.00
			1	75.00	\$3,750	\$50.00	\$193.00

	FOUNDATION, TYPE PBI / U						
	MME122M	2022Q1	1	10.00	\$2,500	\$250.00	\$615.67
			1	10.00	\$2,500	\$250.00	\$615.67

	ADA Push Button Installation / U						
	MME139M	2022Q1	1	15.00	\$2,475	\$165.00	\$309.50
			1	15.00	\$2,475	\$165.00	\$309.50

	RADAR DETECTION SYSTEM, 1 RADAR / U						
	MME143M	2022Q1	2	4.00	\$51,090	\$12,772.50	\$12,150.14
			2	4.00	\$51,090	\$12,772.50	\$12,150.14

	RADAR DETECTION SYSTEM, 2 RADAR / U						
	MME144M	2022Q1	2	11.00	\$251,125	\$22,829.55	\$22,094.67
			2	11.00	\$251,125	\$22,829.55	\$22,094.67

	RADAR DETECTION SYSTEM, 3 RADAR / U						
	MME145M	2022Q1	1	3.00	\$102,225	\$34,075.00	\$32,812.78
			1	3.00	\$102,225	\$34,075.00	\$32,812.78

	RADAR DETECTION SYSTEM, 4 RADAR / U						
	MME146M	2022Q1	1	1.00	\$44,940	\$44,940.00	\$44,575.71
			1	1.00	\$44,940	\$44,940.00	\$44,575.71

WEIGHTED AVERAGE ITEM PRICE REPORT
 BY REGION, ITEM, AND QUARTER

REGION	ITEM	CALENDAR QUARTER	NUMBER OF OCCUR'S	TOTAL QUANTITY	TOTAL DOLLARS	AVERAGE AWARDED PRICE	AVERAGE OF LOW 3 BIDDERS
N	POLE BRIDGE REPLACEMENT / EACH						
	MME149M	2022Q1	1	40.00	\$120,000	\$3,000.00	\$2,419.00
			1	40.00	\$120,000	\$3,000.00	\$2,419.00

	TRAFFIC CONTROL TRUCK WITH MOUNTED CRASH / DAY						
	MMG008M	2022Q1	2	1,000.00	\$1,000	\$1.00	\$20.83
			2	1,000.00	\$1,000	\$1.00	\$20.83

	E-Z PASS / DOLL						
	MMG009M	2021Q4	1	5,580.00	\$5,580	\$1.00	\$1.00
			1	5,580.00	\$5,580	\$1.00	\$1.00

	TELEPHONE SERVICE / DOLL						
	MMG010M	2021Q4	5	7,000.00	\$7,000	\$1.00	\$1.00
		2022Q2	1	3,000.00	\$3,000	\$1.00	\$1.00
			6	10,000.00	\$10,000	\$1.00	\$1.00

	FIELD OFFICE EQUIPMENT / DOLL						
	MMG018M	2022Q1	1	500.00	\$500	\$1.00	\$1.00
		2022Q2	1	2,500.00	\$2,500	\$1.00	\$1.00
			2	3,000.00	\$3,000	\$1.00	\$1.00

	OVERTIME DIFFERENTIAL (OD) / DOLL						
	MMG025M	2021Q4	5	950,000.00	\$950,000	\$1.00	\$1.00
			5	950,000.00	\$950,000	\$1.00	\$1.00

WEIGHTED AVERAGE ITEM PRICE REPORT
 BY REGION, ITEM, AND QUARTER

REGION	ITEM	CALENDAR QUARTER	NUMBER OF OCCUR'S	TOTAL QUANTITY	TOTAL DOLLARS	AVERAGE AWARDED PRICE	AVERAGE OF LOW 3 BIDDERS
N	DISPOSAL OF REGULATED MATERIAL / DOLL						
	MMG027M	2021Q4	1	50,000.00	\$50,000	\$1.00	\$1.00
			1	50,000.00	\$50,000	\$1.00	\$1.00
	STEEL POST FOR END TREATMENT / U						
	MMG030M	2022Q2	1	30.00	\$2,250	\$75.00	\$575.00
			1	30.00	\$2,250	\$75.00	\$575.00
	ATTACHMENT TO STRUCTURE / LF						
	MMG032M	2022Q2	2	150.00	\$21,050	\$140.33	\$172.67
			2	150.00	\$21,050	\$140.33	\$172.67
	ATTACHMENT TO STRUCTURE / U						
	MMG033M	2022Q2	1	50.00	\$50	\$1.00	\$113.00
			1	50.00	\$50	\$1.00	\$113.00
	RIPRAP STONE SLOPE PROTECTION / T						
	MMG036M	2022Q1	2	100.00	\$100	\$1.00	\$16.33
			2	100.00	\$100	\$1.00	\$16.33
	WORKER, TYPE "A" / HOUR						
	MMG054M	2021Q4	5	8,850.00	\$674,800	\$76.25	\$89.57
			5	8,850.00	\$674,800	\$76.25	\$89.57
	SCOOP TUNNEL VISOR / U						
	MMG055M	2022Q1	1	10.00	\$750	\$75.00	\$102.00
			1	10.00	\$750	\$75.00	\$102.00

WEIGHTED AVERAGE ITEM PRICE REPORT
 BY REGION, ITEM, AND QUARTER

REGION	ITEM	CALENDAR QUARTER	NUMBER OF OCCUR'S	TOTAL QUANTITY	TOTAL DOLLARS	AVERAGE AWARDED PRICE	AVERAGE OF LOW 3 BIDDERS
N	CRANE / MH						
	MMG056M	2022Q1	1	40.00	\$20,000	\$500.00	\$452.50
			1	40.00	\$20,000	\$500.00	\$452.50

	WORKER, TYPE "B" / HOUR						
	MMG057M	2021Q4	5	7,850.00	\$1,691,840	\$215.52	\$169.22
			5	7,850.00	\$1,691,840	\$215.52	\$169.22

	DISPOSAL OF REGULATED MATERIAL HAZARDOUS / DOLL						
	MMG064M	2021Q4	5	230,000.00	\$230,000	\$1.00	\$1.00
			5	230,000.00	\$230,000	\$1.00	\$1.00

	TRUCK DRIVER / HOUR						
	MMG078M	2021Q4	2	1,100.00	\$184,400	\$167.64	\$186.45
			2	1,100.00	\$184,400	\$167.64	\$186.45

	CONTAINMENT SYSTEM / LS						
	MMG082M	2021Q4	7	7.00	\$638,841	\$91,263.00	\$56,611.48
			7	7.00	\$638,841	\$91,263.00	\$56,611.48

	SSPC, BLAST/PRIME / LS						
	MMG083M	2021Q4	7	7.00	\$766,272	\$109,467	\$205,537
			7	7.00	\$766,272	\$109,467	\$205,537

	SSPC, STRIPE/INTERMEDIATE / LS						
	MMG084M	2021Q4	7	7.00	\$370,940	\$52,991.43	\$46,830.48
			7	7.00	\$370,940	\$52,991.43	\$46,830.48

WEIGHTED AVERAGE ITEM PRICE REPORT
 BY REGION, ITEM, AND QUARTER

REGION	ITEM	CALENDAR QUARTER	NUMBER OF OCCUR'S	TOTAL QUANTITY	TOTAL DOLLARS	AVERAGE AWARDED PRICE	AVERAGE OF LOW 3 BIDDERS
N	SSPC, FINISH / LS						
	MMG085M	2021Q4	7	7.00	\$267,899	\$38,271.29	\$41,209.48
			7	7.00	\$267,899	\$38,271.29	\$41,209.48

	TESTING, IF AND WHERE DIRECTED / DOLL						
	MMG086M	2021Q4	1	10,000.00	\$10,000	\$1.00	\$1.00
			1	10,000.00	\$10,000	\$1.00	\$1.00

	FIBERGLASS REINFORCED POLYMER PANELS / SF						
	MMG093M	2022Q1	1	4,700.00	\$329,000	\$70.00	\$93.67
			1	4,700.00	\$329,000	\$70.00	\$93.67

	ADJUSTMENT FACTOR / PCT						
	MMG095M	2022Q2	1	6,900,000.00	\$5,029,410	\$0.73	\$0.89
			1	6,900,000.00	\$5,029,410	\$0.73	\$0.89

	CONSTRUCTION LAYOUT / DAY						
	MMR001M	2022Q1	2	40.00	\$2,020	\$50.50	\$209.00
			2	40.00	\$2,020	\$50.50	\$209.00

	SPECIAL MOBILIZATION / U						
	MMR005M	2022Q2	1	40.00	\$80,000	\$2,000.00	\$2,000.00
			1	40.00	\$80,000	\$2,000.00	\$2,000.00

	EMERGENCY MOBILIZATION / U						
	MMR006M	2022Q1	3	16.00	\$70,000	\$4,375.00	\$6,250.00

(item continued)

WEIGHTED AVERAGE ITEM PRICE REPORT
 BY REGION, ITEM, AND QUARTER

REGION	ITEM	CALENDAR QUARTER	NUMBER OF OCCUR'S	TOTAL QUANTITY	TOTAL DOLLARS	AVERAGE AWARDED PRICE	AVERAGE OF LOW 3 BIDDERS
N	EMERGENCY MOBILIZATION / U						
	MMR006M	2022Q2	1	40.00	\$200,000	\$5,000.00	\$5,000.00
			4	56.00	\$270,000	\$4,821.43	\$5,357.14
	ATTACHMENT TO STRUCTURE, TYPE A / U						
	MMR047M	2022Q2	1	20.00	\$10,000	\$500.00	\$2,850.00
			1	20.00	\$10,000	\$500.00	\$2,850.00
	ATTACHMENT TO STRUCTURE, TYPE B / U						
	MMR048M	2022Q2	1	20.00	\$2,900	\$145.00	\$822.50
			1	20.00	\$2,900	\$145.00	\$822.50
	BUFFER END PIECES FOR END TREATMENTS / U						
	MMR055M	2022Q2	1	15.00	\$1,500	\$100.00	\$175.00
			1	15.00	\$1,500	\$100.00	\$175.00
	WOODEN POSTS FOR END TREATMENTS / U						
	MMR056M	2022Q2	1	15.00	\$1,110	\$74.00	\$412.00
			1	15.00	\$1,110	\$74.00	\$412.00
	RAIL ELEMENTS FOR END TREATMENTS / U						
	MMR057M	2022Q2	1	15.00	\$3,600	\$240.00	\$495.00
			1	15.00	\$3,600	\$240.00	\$495.00
	REFLECTIVE SHEETING FOR END TREATMENTS / SF						
	MMR058M	2022Q2	1	50.00	\$50	\$1.00	\$150.50
			1	50.00	\$50	\$1.00	\$150.50

WEIGHTED AVERAGE ITEM PRICE REPORT
 BY REGION, ITEM, AND QUARTER

REGION	ITEM	CALENDAR QUARTER	NUMBER OF OCCUR'S	TOTAL QUANTITY	TOTAL DOLLARS	AVERAGE AWARDED PRICE	AVERAGE OF LOW 3 BIDDERS
N	FLASHING ARROW BOARD, 4' X 8' / DAY						
	MMR060M	2022Q1	2	200.00	\$200	\$1.00	\$17.50
			2	200.00	\$200	\$1.00	\$17.50
	PORTABLE VARIABLE MESSAGE SIGN / DAY						
	MMR061M	2022Q1	2	280.00	\$280	\$1.00	\$11.67
			2	280.00	\$280	\$1.00	\$11.67
	REMOVAL OF LONG LIFE PATTERNED CONTRAST / LF						
	MMR065M	2021Q4	1	5,000.00	\$5,000	\$1.00	\$1.67
			1	5,000.00	\$5,000	\$1.00	\$1.67
	REMOVAL OF TRAFFIC MARKINGS, LINES / LF						
	MMR067M	2021Q4	1	261,476.00	\$26,148	\$0.10	\$0.60
			1	261,476.00	\$26,148	\$0.10	\$0.60
	NON-VEGETATIVE SURFACE, POLYESTER MATTIN / SY						
	MMR073M	2022Q2	1	150.00	\$150	\$1.00	\$38.00
			1	150.00	\$150	\$1.00	\$38.00
	GUIDE RAIL EXTRUDERS / U						
	MMR076M	2022Q2	1	15.00	\$13,125	\$875.00	\$2,062.50
			1	15.00	\$13,125	\$875.00	\$2,062.50
	MOBILIZATION OF MILL & HMA PAVING EQUIP. / U						
	MMR077M	2022Q1	2	50.00	\$750,000	\$15,000.00	\$15,000.00
			2	50.00	\$750,000	\$15,000.00	\$15,000.00

WEIGHTED AVERAGE ITEM PRICE REPORT
 BY REGION, ITEM, AND QUARTER

REGION	ITEM	CALENDAR QUARTER	NUMBER OF OCCUR'S	TOTAL QUANTITY	TOTAL DOLLARS	AVERAGE AWARDED PRICE	AVERAGE OF LOW 3 BIDDERS
N	CLEARING SITE / LF						
	MMR080M	2021Q4	1	1,500,000.00	\$15,000	\$0.01	\$0.08
			1	1,500,000.00	\$15,000	\$0.01	\$0.08
	MOBILE RETROREFLECTOMETER SERVICE / LS						
	MMR083M	2021Q4	1	1.00	\$110,000	\$110,000	\$86,666.67
			1	1.00	\$110,000	\$110,000	\$86,666.67
	MICROMILLING / SY						
	MMR087M	2022Q1	2	2,000.00	\$10,000	\$5.00	\$6.67
			2	2,000.00	\$10,000	\$5.00	\$6.67
	CONCRETE WASHOUT SYSTEM / U						
	MMR091M	2022Q1	2	4.00	\$76,500	\$19,125.00	\$13,375.00
			2	4.00	\$76,500	\$19,125.00	\$13,375.00
	REGRADE BERM / SY						
	MMR096M	2022Q1	1	900.00	\$2,700	\$3.00	\$8.67
			1	900.00	\$2,700	\$3.00	\$8.67
	VOID REDUCING ASPHALT MEMBRANE / LF						
	MMR113M	2022Q1	1	18,639.00	\$98,787	\$5.30	\$5.11
			1	18,639.00	\$98,787	\$5.30	\$5.11
	ASPHALT COLD PATCH / LB						
	MMR115M	2022Q2	1	500.00	\$500	\$1.00	\$5.50
			1	500.00	\$500	\$1.00	\$5.50

WEIGHTED AVERAGE ITEM PRICE REPORT
 BY REGION, ITEM, AND QUARTER

REGION	ITEM	CALENDAR QUARTER	NUMBER OF OCCUR'S	TOTAL QUANTITY	TOTAL DOLLARS	AVERAGE AWARDED PRICE	AVERAGE OF LOW 3 BIDDERS
S	FORCE ACCOUNT / DOLL						
	109006M	2021Q4	5	2,850,000.00	\$2,850,000	\$1.00	\$1.00
		2022Q1	3	355,000.00	\$355,000	\$1.00	\$1.00
			8	3,205,000.00	\$3,205,000	\$1.00	\$1.00

	PERFORMANCE BOND AND PAYMENT BOND / DOLL						
	151006M	2021Q4	9	60,007.00	\$156,501	\$2.61	\$3.04
		2022Q1	6	6.00	\$159,718	\$26,619.60	\$37,428.38
		2022Q2	8	8.00	\$206,080	\$25,760.00	\$28,889.56
			23	60,021.00	\$522,299	\$8.70	\$10.63

	RAILROAD PROTECTIVE LIABILITY INSURANCE / DOLL						
	152012P	2021Q4	1	100,000.00	\$100,000	\$1.00	\$1.00
		2022Q1	2	2.00	\$2,001	\$1,000.50	\$1,500.25
		2022Q2	1	1.00	\$3,500	\$3,500.00	\$2,606.00
			4	100,003.00	\$105,501	\$1.05	\$1.06

	POLLUTION LIABILITY INSURANCE / DOLL						
	152015P	2021Q4	9	10,008.00	\$80,001	\$7.99	\$5.25
		2022Q1	6	6.00	\$20,186	\$3,364.33	\$13,860.29
		2022Q2	8	8.00	\$47,102	\$5,887.75	\$4,827.52
			23	10,022.00	\$147,289	\$14.70	\$17.39

	PROGRESS SCHEDULE / LS						
	153003P	2021Q4	1	1.00	\$22,000	\$22,000.00	\$22,000.00
		2022Q2	6	6.00	\$72,500	\$12,083.33	\$8,362.78
			7	7.00	\$94,500	\$13,500.00	\$10,310.95

WEIGHTED AVERAGE ITEM PRICE REPORT
 BY REGION, ITEM, AND QUARTER

REGION	ITEM	CALENDAR QUARTER	NUMBER OF OCCUR'S	TOTAL QUANTITY	TOTAL DOLLARS	AVERAGE AWARDED PRICE	AVERAGE OF LOW 3 BIDDERS
S	PROGRESS SCHEDULE UPDATE / U						
	153005M	2021Q4	1	5.00	\$25,000	\$5,000.00	\$5,000.00
		2022Q2	6	69.00	\$89,722	\$1,300.32	\$771.02
			7	74.00	\$114,722	\$1,550.30	\$1,056.76

	BAR CHART PROGRESS SCHEDULE AND UPDATES / LS						
	153009P	2022Q1	4	4.00	\$3,500	\$875.00	\$6,791.67
		2022Q2	2	2.00	\$73,000	\$36,500.00	\$36,500.00
			6	6.00	\$76,500	\$12,750.00	\$16,694.44

	TRAINEES / HOUR						
	153011M	2021Q4	2	1,750.00	\$1,600	\$0.91	\$0.91
		2022Q2	8	15,380.00	\$459,280	\$29.86	\$36.32
			10	17,130.00	\$460,880	\$26.90	\$32.70

	MOBILIZATION / LS						
	154003P	2021Q4	3	3.00	\$1,587,500	\$529,167	\$1,133,177
		2022Q1	4	4.00	\$5,308,029	\$1,327,007	\$1,998,546
		2022Q2	8	8.00	\$4,527,195	\$565,899	\$641,556
			15	15.00	\$11,422,724	\$761,515	\$1,101,744

	FIELD OFFICE TYPE A SET UP / U						
	155003M	2022Q1	1	1.00	\$12,000	\$12,000.00	\$21,666.67
			1	1.00	\$12,000	\$12,000.00	\$21,666.67

	FIELD OFFICE TYPE B SET UP / U						
	155006M	2021Q4	1	1.00	\$20,000	\$20,000.00	\$21,666.67

(item continued)

WEIGHTED AVERAGE ITEM PRICE REPORT
 BY REGION, ITEM, AND QUARTER

REGION	ITEM	CALENDAR QUARTER	NUMBER OF OCCUR'S	TOTAL QUANTITY	TOTAL DOLLARS	AVERAGE AWARDED PRICE	AVERAGE OF LOW 3 BIDDERS
S	FIELD OFFICE TYPE B SET UP / U						
	155006M	2022Q1	3	3.00	\$105,000	\$35,000.00	\$36,666.67
			4	4.00	\$125,000	\$31,250.00	\$32,916.67
	FIELD OFFICE TYPE D SET UP / U						
	155012M	2021Q4	1	1.00	\$32,000	\$32,000.00	\$32,000.00
		2022Q2	4	4.00	\$172,000	\$43,000.00	\$36,166.67
			5	5.00	\$204,000	\$40,800.00	\$35,333.33
	FIELD OFFICE TYPE E SET UP / U						
	155015M	2021Q4	2	2.00	\$59,000	\$29,500.00	\$32,833.33
		2022Q2	4	4.00	\$140,000	\$35,000.00	\$52,622.22
			6	6.00	\$199,000	\$33,166.67	\$46,025.93
	FIELD OFFICE TYPE A MAINTENANCE / MO						
	155021M	2022Q1	1	5.00	\$2,500	\$500.00	\$17,666.67
			1	5.00	\$2,500	\$500.00	\$17,666.67
	FIELD OFFICE TYPE B MAINTENANCE / MO						
	155024M	2021Q4	1	12.00	\$36,000	\$3,000.00	\$3,333.33
		2022Q1	3	36.00	\$84,000	\$2,333.33	\$2,944.44
			4	48.00	\$120,000	\$2,500.00	\$3,041.67
	FIELD OFFICE TYPE D MAINTENANCE / MO						
	155030M	2021Q4	1	15.00	\$90,000	\$6,000.00	\$6,000.00
		2022Q2	4	66.00	\$232,300	\$3,519.70	\$3,103.31
			5	81.00	\$322,300	\$3,979.01	\$3,639.74

WEIGHTED AVERAGE ITEM PRICE REPORT
 BY REGION, ITEM, AND QUARTER

REGION	ITEM	CALENDAR QUARTER	NUMBER OF OCCUR'S	TOTAL QUANTITY	TOTAL DOLLARS	AVERAGE AWARDED PRICE	AVERAGE OF LOW 3 BIDDERS
S	FIELD OFFICE TYPE E MAINTENANCE / MO						
	155033M	2021Q4	2	51.00	\$243,000	\$4,764.71	\$4,411.76
		2022Q2	4	91.00	\$273,000	\$3,000.00	\$3,628.49
			6	142.00	\$516,000	\$3,633.80	\$3,909.81

	NUCLEAR DENSITY GAUGE / U						
	156015M	2022Q2	1	1.00	\$1,000	\$1,000.00	\$4,166.67
			1	1.00	\$1,000	\$1,000.00	\$4,166.67

	CONCRETE COMPRESSION TESTING EQUIPMENT / U						
	156021M	2022Q2	1	1.00	\$0	\$0.01	\$1,667.00
			1	1.00	\$0	\$0.01	\$1,667.00

	CONSTRUCTION LAYOUT / DOLL						
	157004M	2021Q4	1	1.00	\$31,000	\$31,000.00	\$31,000.00
		2022Q1	4	4.00	\$50,413	\$12,603.25	\$36,378.97
		2022Q2	8	8.00	\$254,000	\$31,750.00	\$37,650.00
			13	13.00	\$335,413	\$25,801.00	\$36,747.38

	CAUTION FENCE / LF						
	158003M	2022Q2	1	200.00	\$1,400	\$7.00	\$6.67
			1	200.00	\$1,400	\$7.00	\$6.67

	SILT FENCE / LF						
	158006M	2022Q1	2	1,000.00	\$10	\$0.01	\$0.01
		2022Q2	1	100.00	\$1,000	\$10.00	\$9.50
			3	1,100.00	\$1,010	\$0.92	\$0.87

WEIGHTED AVERAGE ITEM PRICE REPORT
 BY REGION, ITEM, AND QUARTER

REGION	ITEM	CALENDAR QUARTER	NUMBER OF OCCUR'S	TOTAL QUANTITY	TOTAL DOLLARS	AVERAGE AWARDED PRICE	AVERAGE OF LOW 3 BIDDERS
S	HEAVY DUTY SILT FENCE, ORANGE / LF						
	158009M	2021Q4	1	2,666.00	\$53,907	\$20.22	\$20.22
		2022Q2	5	20,157.00	\$192,983	\$9.57	\$9.44
			6	22,823.00	\$246,889	\$10.82	\$10.70
	HEAVY DUTY SILT FENCE, BLACK / LF						
	158012M	2022Q2	5	7,214.00	\$97,538	\$13.52	\$9.08
			5	7,214.00	\$97,538	\$13.52	\$9.08
	HAYBALE / U						
	158015M	2022Q2	2	50.00	\$25	\$0.51	\$33.50
			2	50.00	\$25	\$0.51	\$33.50
	TEMPORARY STONE CHECK DAM / CY						
	158021M	2022Q2	1	44.00	\$0	\$0.01	\$78.34
			1	44.00	\$0	\$0.01	\$78.34
	INLET FILTER TYPE 2, 2' X 4' / U						
	158030M	2021Q4	1	10.00	\$4,200	\$420.00	\$420.00
		2022Q1	3	399.00	\$14,350	\$35.96	\$77.33
		2022Q2	6	263.00	\$38,314	\$145.68	\$170.85
			10	672.00	\$56,864	\$84.62	\$119.03
	INLET FILTER TYPE 2, 4' X 4' / U						
	158033M	2021Q4	1	60.00	\$28,800	\$480.00	\$480.00
		2022Q1	3	61.00	\$2,580	\$42.30	\$81.79
		2022Q2	5	96.00	\$24,401	\$254.18	\$221.18
			9	217.00	\$55,781	\$257.06	\$253.56

WEIGHTED AVERAGE ITEM PRICE REPORT
 BY REGION, ITEM, AND QUARTER

REGION	ITEM	CALENDAR QUARTER	NUMBER OF OCCUR'S	TOTAL QUANTITY	TOTAL DOLLARS	AVERAGE AWARDED PRICE	AVERAGE OF LOW 3 BIDDERS
S	SEDIMENT CONTROL BAG / SF						
	158054M	2022Q2	2	3,750.00	\$9,750	\$2.60	\$1.33
			2	3,750.00	\$9,750	\$2.60	\$1.33

	CONCRETE WASHOUT SYSTEM / LS						
	158063P	2022Q1	3	3.00	\$98,500	\$32,833.33	\$11,527.78
		2022Q2	5	5.00	\$37,000	\$7,400.00	\$7,876.67
			8	8.00	\$135,500	\$16,937.50	\$9,245.83

	OIL ONLY EMERGENCY SPILL KIT, TYPE 1 / U						
	158072M	2021Q4	1	2.00	\$2,000	\$1,000.00	\$1,000.00
		2022Q1	7	13.00	\$4,201	\$323.15	\$688.16
		2022Q2	8	16.00	\$15,900	\$993.75	\$836.92
			16	31.00	\$22,101	\$712.94	\$785.05

	EROSION CONTROL SEDIMENT REMOVAL / CY						
	158084M	2022Q2	4	170.00	\$6,915	\$40.68	\$95.19
			4	170.00	\$6,915	\$40.68	\$95.19

	BASIN SAND LAYER / CY						
	158095M	2022Q2	1	53.00	\$5,300	\$100.00	\$104.67
			1	53.00	\$5,300	\$100.00	\$104.67

	BREAKAWAY BARRICADE / U						
	159003M	2021Q4	3	206.00	\$11,441	\$55.54	\$38.53
		2022Q1	5	950.00	\$257	\$0.27	\$0.10
		2022Q2	8	308.00	\$6,044	\$19.62	\$47.85
			16	1,464.00	\$17,741	\$12.12	\$15.55

WEIGHTED AVERAGE ITEM PRICE REPORT
BY REGION, ITEM, AND QUARTER

REGION	ITEM	CALENDAR QUARTER	NUMBER OF OCCUR'S	TOTAL QUANTITY	TOTAL DOLLARS	AVERAGE AWARDED PRICE	AVERAGE OF LOW 3 BIDDERS
S	DRUM / U						
	159006M	2021Q4	4	630.00	\$9,901	\$15.72	\$12.88
		2022Q1	5	400.00	\$103	\$0.26	\$0.09
		2022Q2	8	1,524.00	\$9,318	\$6.11	\$22.50
			17	2,554.00	\$19,322	\$7.57	\$16.62
	TRAFFIC CONE / U						
	159009M	2021Q4	4	5,500.00	\$63,000	\$11.45	\$9.68
		2022Q1	5	3,500.00	\$1,025	\$0.29	\$0.10
		2022Q2	7	1,959.00	\$30,708	\$15.68	\$14.30
			16	10,959.00	\$94,733	\$8.64	\$7.45
	CONSTRUCTION SIGNS / SF						
	159012M	2021Q4	4	3,327.00	\$34,727	\$10.44	\$7.26
		2022Q1	5	19,000.00	\$60,140	\$3.17	\$1.06
		2022Q2	8	12,547.00	\$146,913	\$11.71	\$20.16
			17	34,874.00	\$241,781	\$6.93	\$8.52
	CONSTRUCTION IDENTIFICATION SIGN, 4' X 8 / U						
	159015M	2021Q4	1	2.00	\$2,500	\$1,250.00	\$1,250.00
		2022Q2	5	20.00	\$14,000	\$700.00	\$1,429.05
			6	22.00	\$16,500	\$750.00	\$1,412.77
	CONSTRUCTION IDENTIFICATION SIGN, 6' X 1 / U						
	159018M	2022Q1	1	2.00	\$1,000	\$500.00	\$2,333.33
		2022Q2	1	2.00	\$2,000	\$1,000.00	\$1,500.00
			2	4.00	\$3,000	\$750.00	\$1,916.67

WEIGHTED AVERAGE ITEM PRICE REPORT
 BY REGION, ITEM, AND QUARTER

REGION	ITEM	CALENDAR QUARTER	NUMBER OF OCCUR'S	TOTAL QUANTITY	TOTAL DOLLARS	AVERAGE AWARDED PRICE	AVERAGE OF LOW 3 BIDDERS
S	CONSTRUCTION BARRIER CURB / LF						
	159021P	2022Q2	4	7,380.00	\$370,140	\$50.15	\$105.51
			4	7,380.00	\$370,140	\$50.15	\$105.51
	FLASHING ARROW BOARD, 2' X 4' / U						
	159024M	2022Q2	2	6.00	\$7,000	\$1,166.67	\$1,311.11
			2	6.00	\$7,000	\$1,166.67	\$1,311.11
	FLASHING ARROW BOARD, 4' X 8' / U						
	159027M	2021Q4	4	22.00	\$44,400	\$2,018.18	\$1,886.06
		2022Q1	3	24.00	\$408	\$17.00	\$39.00
		2022Q2	6	24.00	\$27,000	\$1,125.00	\$2,278.90
			13	70.00	\$71,808	\$1,025.83	\$1,387.47
	PORTABLE VARIABLE MESSAGE SIGN / U						
	159030M	2021Q4	4	21.00	\$143,000	\$6,809.52	\$5,692.06
		2022Q1	3	24.00	\$808	\$33.67	\$1,844.56
		2022Q2	6	30.00	\$224,800	\$7,493.33	\$7,947.78
			13	75.00	\$368,608	\$4,914.77	\$5,363.15
	TEMPORARY CRASH CUSHION, INERTIAL BARRIE / U						
	159051M	2022Q2	2	9.00	\$35,400	\$3,933.33	\$6,122.22
			2	9.00	\$35,400	\$3,933.33	\$6,122.22
	TEMPORARY CRASH CUSHION, INERTIAL BARRIE / U						
	159054M	2022Q2	1	3.00	\$12,525	\$4,175.00	\$5,725.00
			1	3.00	\$12,525	\$4,175.00	\$5,725.00

WEIGHTED AVERAGE ITEM PRICE REPORT
 BY REGION, ITEM, AND QUARTER

REGION	ITEM	CALENDAR QUARTER	NUMBER OF OCCUR'S	TOTAL QUANTITY	TOTAL DOLLARS	AVERAGE AWARDED PRICE	AVERAGE OF LOW 3 BIDDERS
S	TEMPORARY CRASH CUSHION, INERTIAL BARRIE / U						
	159057M	2022Q2	1	5.00	\$20,000	\$4,000.00	\$5,883.33
			1	5.00	\$20,000	\$4,000.00	\$5,883.33
	TRAFFIC CONTROL TRUCK WITH MOUNTED CRASH / U						
	159108M	2021Q4	4	22.00	\$453,000	\$20,590.91	\$15,463.64
		2022Q1	3	24.00	\$4,080	\$170.00	\$56.67
		2022Q2	8	23.00	\$204,000	\$8,869.57	\$10,364.73
			15	69.00	\$661,080	\$9,580.87	\$8,405.06
	REMOVABLE BLACK LINE MASKING TAPE, 6" / LF						
	159114M	2022Q2	1	17,000.00	\$42,500	\$2.50	\$3.00
			1	17,000.00	\$42,500	\$2.50	\$3.00
	TEMPORARY PAVEMENT MARKING TAPE, 4" / LF						
	159120M	2021Q4	1	2,000.00	\$7,000	\$3.50	\$3.00
		2022Q2	2	46,300.00	\$57,588	\$1.24	\$1.27
			3	48,300.00	\$64,588	\$1.34	\$1.34
	TEMPORARY TRAFFIC STRIPES, 4" / LF						
	159126M	2022Q2	1	533,000.00	\$5,330	\$0.01	\$0.21
			1	533,000.00	\$5,330	\$0.01	\$0.21
	TEMPORARY PAVEMENT MARKINGS / SF						
	159132M	2022Q2	1	11,883.00	\$119	\$0.01	\$1.08
			1	11,883.00	\$119	\$0.01	\$1.08

WEIGHTED AVERAGE ITEM PRICE REPORT
 BY REGION, ITEM, AND QUARTER

REGION	ITEM	CALENDAR QUARTER	NUMBER OF OCCUR'S	TOTAL QUANTITY	TOTAL DOLLARS	AVERAGE AWARDED PRICE	AVERAGE OF LOW 3 BIDDERS
S	HMA PATCH / T						
	159138M	2021Q4	2	76.00	\$50,800	\$668.42	\$528.47
		2022Q1	3	300.00	\$201	\$0.67	\$53.56
		2022Q2	6	156.00	\$68,190	\$437.12	\$412.06
			11	532.00	\$119,191	\$224.04	\$226.53

	TRAFFIC DIRECTOR, FLAGGER / HOUR						
	159141M	2021Q4	3	2,050.00	\$110,800	\$54.05	\$58.12
		2022Q1	6	6,150.00	\$127,180	\$20.68	\$7.89
		2022Q2	5	6,700.00	\$887,003	\$132.39	\$108.13
			14	14,900.00	\$1,124,983	\$75.50	\$59.87

	EMERGENCY TOWING SERVICE / U						
	159144M	2021Q4	1	2.00	\$200	\$100.00	\$100.00
		2022Q1	3	3.00	\$2	\$0.67	\$166.89
		2022Q2	2	14.00	\$410	\$29.29	\$127.14
			6	19.00	\$612	\$32.21	\$130.56

	TEMP CRASH CUSH, COMP BAR, TYPE 2, NARR / U						
	159200M	2022Q2	1	3.00	\$3,000	\$1,000.00	\$5,233.33
			1	3.00	\$3,000	\$1,000.00	\$5,233.33

	TEMP CRASH CUSH, COMP, TYPE 3, NARROW / U						
	159212M	2022Q2	2	5.00	\$32,000	\$6,400.00	\$13,874.67
			2	5.00	\$32,000	\$6,400.00	\$13,874.67

	TRAFFIC STRIPES, LATEX, 4" / LF						
	159300M	2021Q4	1	528,550.00	\$169,136	\$0.32	\$0.32

(item continued)

WEIGHTED AVERAGE ITEM PRICE REPORT
 BY REGION, ITEM, AND QUARTER

REGION	ITEM	CALENDAR QUARTER	NUMBER OF OCCUR'S	TOTAL QUANTITY	TOTAL DOLLARS	AVERAGE AWARDED PRICE	AVERAGE OF LOW 3 BIDDERS
S	TRAFFIC STRIPES, LATEX, 4" / LF						
	159300M	2022Q1	5	1,244,622.00	\$337,881	\$0.27	\$0.13
		2022Q2	5	1,504,767.00	\$492,182	\$0.33	\$0.42
			11	3,277,939.00	\$999,199	\$0.30	\$0.29
	TRAFFIC STRIPES, LATEX, 6" / LF						
	159301M	2022Q1	2	75,000.00	\$750	\$0.01	\$0.01
			2	75,000.00	\$750	\$0.01	\$0.01
	TRAFFIC STRIPES, LATEX, 8" / LF						
	159302M	2022Q1	5	56,492.00	\$3,784	\$0.07	\$0.08
		2022Q2	1	850.00	\$510	\$0.60	\$0.67
			6	57,342.00	\$4,294	\$0.07	\$0.09
	TRAFFIC MARKINGS LINES, LATEX, 4" / LF						
	159310M	2022Q1	2	1,000.00	\$10	\$0.01	\$0.01
			2	1,000.00	\$10	\$0.01	\$0.01
	TRAFFIC MARKINGS LINES, LATEX, 8" / LF						
	159312M	2021Q4	1	21,560.00	\$10,349	\$0.48	\$0.48
		2022Q1	5	10,550.00	\$644	\$0.06	\$0.09
		2022Q2	2	25,815.00	\$7,683	\$0.30	\$0.30
			8	57,925.00	\$18,676	\$0.32	\$0.33
	TRAFFIC MARKINGS LINES, LATEX, 12" / LF						
	159313M	2022Q2	1	1,800.00	\$648	\$0.36	\$0.36
			1	1,800.00	\$648	\$0.36	\$0.36

WEIGHTED AVERAGE ITEM PRICE REPORT
 BY REGION, ITEM, AND QUARTER

REGION	ITEM	CALENDAR QUARTER	NUMBER OF OCCUR'S	TOTAL QUANTITY	TOTAL DOLLARS	AVERAGE AWARDED PRICE	AVERAGE OF LOW 3 BIDDERS
S	TRAFFIC MARKINGS LINES, LATEX, 24" / LF						
	159314M	2021Q4	1	11,215.00	\$13,458	\$1.20	\$1.20
		2022Q1	5	18,232.00	\$3,782	\$0.21	\$0.30
		2022Q2	2	18,200.00	\$5,822	\$0.32	\$0.32
			8	47,647.00	\$23,062	\$0.48	\$0.52
	TRAFFIC MARKINGS SYMBOLS, LATEX / SF						
	159320M	2021Q4	1	1,500.00	\$3,600	\$2.40	\$2.40
		2022Q1	5	11,620.00	\$3,287	\$0.28	\$0.45
		2022Q2	1	13,500.00	\$8,100	\$0.60	\$0.60
			7	26,620.00	\$14,987	\$0.56	\$0.64
	FUEL PRICE ADJUSTMENT / DOLL						
	160004M	2022Q1	4	101,900.00	\$101,900	\$1.00	\$1.00
		2022Q2	7	7.00	\$25,000	\$3,571.43	\$3,900.48
			11	101,907.00	\$126,900	\$1.25	\$1.27
	ASPHALT PRICE ADJUSTMENT / DOLL						
	160007M	2022Q1	3	178,200.00	\$178,200	\$1.00	\$1.00
		2022Q2	7	7.00	\$123,300	\$17,614.29	\$14,614.76
			10	178,207.00	\$301,500	\$1.69	\$1.57
	FINAL CLEANUP / LS						
	161003P	2021Q4	8	8.00	\$153,200	\$19,150.00	\$40,744.33
		2022Q1	1	1.00	\$5,000	\$5,000.00	\$745,000
		2022Q2	8	8.00	\$141,772	\$17,721.53	\$23,835.59
			17	17.00	\$299,972	\$17,645.42	\$74,214.08

WEIGHTED AVERAGE ITEM PRICE REPORT
 BY REGION, ITEM, AND QUARTER

REGION	ITEM	CALENDAR QUARTER	NUMBER OF OCCUR'S	TOTAL QUANTITY	TOTAL DOLLARS	AVERAGE AWARDED PRICE	AVERAGE OF LOW 3 BIDDERS
S	VIBRATION MONITORING / LS						
	162006P	2022Q2	2	2.00	\$30,000	\$15,000.00	\$31,525.00
			2	2.00	\$30,000	\$15,000.00	\$31,525.00
	CLEARING SITE / LS						
	201003P	2021Q4	2	2.00	\$87,000	\$43,500.00	\$37,833.33
		2022Q1	4	4.00	\$48,327	\$12,081.85	\$28,621.73
		2022Q2	8	8.00	\$465,000	\$58,125.00	\$82,583.33
			14	14.00	\$600,327	\$42,880.53	\$60,772.87
	CLEARING SITE, BRIDGE () / LS						
	201006P	2022Q2	13	13.00	\$465,800	\$35,830.77	\$48,094.87
			13	13.00	\$465,800	\$35,830.77	\$48,094.87
	RESET MONITORING WELL BOX / U						
	201020M	2022Q2	1	7.00	\$4,900	\$700.00	\$543.33
			1	7.00	\$4,900	\$700.00	\$543.33
	ASBESTOS REMOVAL, BRIDGE NO. ____ / LS						
	201037P	2022Q2	3	3.00	\$7,500	\$2,500.00	\$8,333.33
			3	3.00	\$7,500	\$2,500.00	\$8,333.33
	TEMPORARY SHIELDING / LS						
	201039P	2022Q2	7	7.00	\$495,004	\$70,714.86	\$61,081.14
			7	7.00	\$495,004	\$70,714.86	\$61,081.14

WEIGHTED AVERAGE ITEM PRICE REPORT
 BY REGION, ITEM, AND QUARTER

REGION	ITEM	CALENDAR QUARTER	NUMBER OF OCCUR'S	TOTAL QUANTITY	TOTAL DOLLARS	AVERAGE AWARDED PRICE	AVERAGE OF LOW 3 BIDDERS
S	STRIPPING / ACRE						
	202003P	2022Q2	1	2.00	\$20,000	\$10,000.00	\$5,033.33
			1	2.00	\$20,000	\$10,000.00	\$5,033.33

	EXCAVATION, TEST PIT / CY						
	202006M	2022Q1	1	15.00	\$15	\$1.00	\$84.00
		2022Q2	2	44.00	\$33,000	\$750.00	\$780.91
			3	59.00	\$33,015	\$559.58	\$603.73

	EXCAVATION, UNCLASSIFIED / CY						
	202009P	2022Q1	5	2,300.00	\$3,520	\$1.53	\$8.90
		2022Q2	7	11,387.00	\$394,890	\$34.68	\$27.11
			12	13,687.00	\$398,410	\$29.11	\$24.05

	REMOVAL OF PAVEMENT / SY						
	202021P	2022Q2	2	8,982.00	\$344,640	\$38.37	\$21.13
			2	8,982.00	\$344,640	\$38.37	\$21.13

	DISPOSAL OF REGULATED MATERIAL / T						
	202024M	2021Q4	5	1,280.00	\$23,451	\$18.32	\$45.26
			5	1,280.00	\$23,451	\$18.32	\$45.26

	ACID PRODUCING SOIL REMEDIATION / SY						
	202036P	2022Q2	1	25.00	\$125	\$5.00	\$10.33
			1	25.00	\$125	\$5.00	\$10.33

WEIGHTED AVERAGE ITEM PRICE REPORT
 BY REGION, ITEM, AND QUARTER

REGION	ITEM	CALENDAR QUARTER	NUMBER OF OCCUR'S	TOTAL QUANTITY	TOTAL DOLLARS	AVERAGE AWARDED PRICE	AVERAGE OF LOW 3 BIDDERS
S	DISPOSAL OF ACID PRODUCING SOIL / T						
	202039M	2022Q2	1	15.00	\$750	\$50.00	\$56.67
			1	15.00	\$750	\$50.00	\$56.67
	DREDGE, TRANS AND PLACE TO CDF / CY						
	202041M	2022Q1	1	850,000.00	\$4,165,000	\$4.90	\$6.50
			1	850,000.00	\$4,165,000	\$4.90	\$6.50
	I-8 SOIL AGGREGATE / CY						
	203007P	2022Q2	1	453.00	\$45,300	\$100.00	\$63.33
			1	453.00	\$45,300	\$100.00	\$63.33
	I-9 SOIL AGGREGATE / CY						
	203009P	2022Q2	5	920.00	\$94,930	\$103.18	\$142.87
			5	920.00	\$94,930	\$103.18	\$142.87
	GEOTEXTILE / SY						
	203040M	2022Q1	2	1,000.00	\$10	\$0.01	\$0.01
			2	1,000.00	\$10	\$0.01	\$0.01
	CONTROLLED LOW STRENGTH MATERIAL / CY						
	203050M	2022Q2	1	3.00	\$3,931	\$1,310.40	\$1,026.80
			1	3.00	\$3,931	\$1,310.40	\$1,026.80
	SUBBASE / CY						
	301006P	2022Q2	1	16.00	\$5,600	\$350.00	\$198.00
			1	16.00	\$5,600	\$350.00	\$198.00

WEIGHTED AVERAGE ITEM PRICE REPORT
 BY REGION, ITEM, AND QUARTER

REGION	ITEM	CALENDAR QUARTER	NUMBER OF OCCUR'S	TOTAL QUANTITY	TOTAL DOLLARS	AVERAGE AWARDED PRICE	AVERAGE OF LOW 3 BIDDERS
S	SOIL AGGREGATE BASE COURSE, 8" THICK / SY						
	302018P	2022Q2	1	8,733.00	\$122,262	\$14.00	\$14.33
			1	8,733.00	\$122,262	\$14.00	\$14.33
	DENSE-GRADED AGGREGATE BASE COURSE, 6" T / SY						
	302036P	2022Q2	2	1,520.00	\$23,499	\$15.46	\$26.79
			2	1,520.00	\$23,499	\$15.46	\$26.79
	DENSE-GRADED AGGREGATE BASE COURSE, 8" T / SY						
	302042P	2022Q2	2	8,607.00	\$146,555	\$17.03	\$19.42
			2	8,607.00	\$146,555	\$17.03	\$19.42
	DENSE-GRADED AGGREGATE BASE COURSE, VARI / CY						
	302051P	2022Q1	5	1,010.00	\$3,557	\$3.52	\$29.63
		2022Q2	5	1,084.00	\$17,485	\$16.13	\$96.27
			10	2,094.00	\$21,042	\$10.05	\$64.13
	COARSE AGGREGATE, SIZE NO. 57 / CY						
	302060P	2022Q1	2	250.00	\$3	\$0.01	\$0.01
		2022Q2	4	147.00	\$15,600	\$106.12	\$138.74
			6	397.00	\$15,603	\$39.30	\$51.38
	CONCRETE BASE COURSE, 9" THICK / SY						
	304006P	2022Q2	1	723.00	\$72,300	\$100.00	\$119.00
			1	723.00	\$72,300	\$100.00	\$119.00

WEIGHTED AVERAGE ITEM PRICE REPORT
 BY REGION, ITEM, AND QUARTER

REGION	ITEM	CALENDAR QUARTER	NUMBER OF OCCUR'S	TOTAL QUANTITY	TOTAL DOLLARS	AVERAGE AWARDED PRICE	AVERAGE OF LOW 3 BIDDERS
S	CONCRETE BASE COURSE, 10" THICK / SY						
	304009P	2022Q2	1	150.00	\$24,750	\$165.00	\$250.33
			1	150.00	\$24,750	\$165.00	\$250.33
	HMA MILLING, 3" OR LESS / SY						
	401009P	2022Q1	5	1,038,516.00	\$2,041,846	\$1.97	\$2.97
		2022Q2	5	40,588.00	\$252,622	\$6.22	\$8.18
			10	1,079,104.00	\$2,294,469	\$2.13	\$3.16
	HMA MILLING, MORE THAN 3" TO 6" / SY						
	401012P	2022Q1	2	37,000.00	\$370	\$0.01	\$0.01
			2	37,000.00	\$370	\$0.01	\$0.01
	CONCRETE MILLING / SY						
	401015P	2022Q1	5	4,300.00	\$1,777	\$0.41	\$7.03
			5	4,300.00	\$1,777	\$0.41	\$7.03
	MICRO-MILLING / SY						
	401017P	2022Q2	2	100,293.00	\$32,600	\$0.33	\$5.41
			2	100,293.00	\$32,600	\$0.33	\$5.41
	HOT MIX ASPHALT PAVEMENT REPAIR / SY						
	401021M	2021Q4	1	100.00	\$25,000	\$250.00	\$250.00
		2022Q1	5	3,364.00	\$26,507	\$7.88	\$21.93
		2022Q2	5	5,600.00	\$535,600	\$95.64	\$74.91
			11	9,064.00	\$587,107	\$64.77	\$57.18

WEIGHTED AVERAGE ITEM PRICE REPORT
 BY REGION, ITEM, AND QUARTER

REGION	ITEM	CALENDAR QUARTER	NUMBER OF OCCUR'S	TOTAL QUANTITY	TOTAL DOLLARS	AVERAGE AWARDED PRICE	AVERAGE OF LOW 3 BIDDERS
S	SEALING OF CRACKS IN HOT MIX ASPHALT SUR / LF						
	401024M	2021Q4	1	2,000.00	\$4,200	\$2.10	\$2.10
		2022Q1	2	4,500.00	\$9,000	\$2.00	\$1.01
		2022Q2	5	7,500.00	\$42,750	\$5.70	\$5.40
			8	14,000.00	\$55,950	\$4.00	\$3.52
	POLYMERIZED JOINT ADHESIVE / LF						
	401027M	2022Q1	5	1,024,696.00	\$58,350	\$0.06	\$0.17
		2022Q2	4	211,800.00	\$1,136,098	\$5.36	\$3.33
			9	1,236,496.00	\$1,194,448	\$0.97	\$0.72
	TACK COAT / GAL						
	401030M	2021Q4	1	35,100.00	\$110,565	\$3.15	\$3.15
		2022Q1	5	170,230.00	\$1,702	\$0.01	\$0.01
		2022Q2	7	182,999.00	\$586,097	\$3.20	\$5.62
			13	388,329.00	\$698,364	\$1.80	\$2.94
	PRIME COAT / GAL						
	401036M	2022Q2	2	2,220.00	\$1,656	\$0.75	\$0.26
			2	2,220.00	\$1,656	\$0.75	\$0.26
	HOT MIX ASPHALT 9.5 M 64 SURFACE COURSE / T						
	401042M	2022Q1	4	43,938.00	\$4,518,977	\$102.85	\$102.89
		2022Q2	1	445.00	\$66,750	\$150.00	\$177.33
			5	44,383.00	\$4,585,727	\$103.32	\$103.64
	HOT MIX ASPHALT 9.5 ME SURFACE COURSE / T						
	401049M	2022Q1	3	20,822.00	\$2,129,870	\$102.29	\$95.58
			3	20,822.00	\$2,129,870	\$102.29	\$95.58

WEIGHTED AVERAGE ITEM PRICE REPORT
 BY REGION, ITEM, AND QUARTER

REGION	ITEM	CALENDAR QUARTER	NUMBER OF OCCUR'S	TOTAL QUANTITY	TOTAL DOLLARS	AVERAGE AWARDED PRICE	AVERAGE OF LOW 3 BIDDERS
S	HOT MIX ASPHALT 12.5 M 64 SURFACE COURSE / T						
	401054M	2022Q1	2	8,000.00	\$1,416,000	\$177.00	\$163.50
		2022Q2	3	3,436.00	\$412,530	\$120.06	\$122.16
			5	11,436.00	\$1,828,530	\$159.89	\$151.08
	HMA 12.5 M E SURFACE COURSE / T						
	401061M	2022Q1	2	8,000.00	\$1,376,000	\$172.00	\$163.50
		2022Q2	2	2,422.00	\$432,689	\$178.65	\$176.82
			4	10,422.00	\$1,808,689	\$173.55	\$166.60
	HOT MIX ASPHALT 9.5 M 64 INTERMEDIATE CO / T						
	401066M	2022Q2	1	445.00	\$55,625	\$125.00	\$169.33
			1	445.00	\$55,625	\$125.00	\$169.33
	HOT MIX ASPHALT 12.5 M 64 INTERMEDIATE C / T						
	401072M	2022Q1	2	2,000.00	\$200,000	\$100.00	\$107.50
			2	2,000.00	\$200,000	\$100.00	\$107.50
	HOT MIX ASPHALT 19 M 64 INTERMEDIATE COU / T						
	401084M	2022Q2	1	2,976.00	\$312,480	\$105.00	\$125.00
			1	2,976.00	\$312,480	\$105.00	\$125.00
	HOT MIX ASPHALT 19 M 64 BASE COURSE / T						
	401096M	2022Q2	1	120.00	\$30,000	\$250.00	\$196.67
			1	120.00	\$30,000	\$250.00	\$196.67

WEIGHTED AVERAGE ITEM PRICE REPORT
 BY REGION, ITEM, AND QUARTER

REGION	ITEM	CALENDAR QUARTER	NUMBER OF OCCUR'S	TOTAL QUANTITY	TOTAL DOLLARS	AVERAGE AWARDED PRICE	AVERAGE OF LOW 3 BIDDERS
S	HOT MIX ASPHALT 25 M 64 BASE COURSE / T						
	401099M	2022Q1	2	1,000.00	\$75,000	\$75.00	\$90.00
		2022Q2	2	2,799.00	\$300,735	\$107.44	\$126.41
			4	3,799.00	\$375,735	\$98.90	\$116.83
	CORE SAMPLES, HOT MIX ASPHALT / U						
	401108M	2022Q1	5	835.00	\$8,456	\$10.13	\$60.65
		2022Q2	3	40.00	\$6,750	\$168.75	\$233.92
			8	875.00	\$15,206	\$17.38	\$68.57
	POLYMER MODIFIED TACK COAT / GAL						
	403005M	2022Q2	1	68,150.00	\$682	\$0.01	\$3.48
			1	68,150.00	\$682	\$0.01	\$3.48
	STONE MATRIX ASPHALT 12.5 MM SURFACE COU / T						
	404006M	2022Q1	3	38,328.00	\$4,414,202	\$115.17	\$117.77
			3	38,328.00	\$4,414,202	\$115.17	\$117.77
	ULTRA-HPTO / T						
	406010M	2022Q2	1	25,713.00	\$5,451,156	\$212.00	\$266.00
			1	25,713.00	\$5,451,156	\$212.00	\$266.00
	MICROPAVING JOINTS / LF						
	421007M	2021Q4	1	3,000.00	\$11,700	\$3.90	\$3.90
		2022Q2	4	210,074.00	\$822,479	\$3.92	\$4.08
			5	213,074.00	\$834,179	\$3.91	\$4.08

WEIGHTED AVERAGE ITEM PRICE REPORT
 BY REGION, ITEM, AND QUARTER

REGION	ITEM	CALENDAR QUARTER	NUMBER OF OCCUR'S	TOTAL QUANTITY	TOTAL DOLLARS	AVERAGE AWARDED PRICE	AVERAGE OF LOW 3 BIDDERS
S	SLURRY SEAL AGGREGATE, TYPE II / T						
	421010M	2021Q4	1	1,908.00	\$218,714	\$114.63	\$114.63
		2022Q2	3	7,866.00	\$965,469	\$122.74	\$122.74
			4	9,774.00	\$1,184,183	\$121.16	\$121.16
	SLURRY SEAL EMULSION / GAL						
	421011M	2021Q4	1	56,384.00	\$590,340	\$10.47	\$10.47
		2022Q2	3	233,264.00	\$2,555,317	\$10.95	\$10.95
			4	289,648.00	\$3,145,657	\$10.86	\$10.86
	FOG SEAL STRIP / LF						
	422004M	2022Q1	4	72,382.00	\$29,549	\$0.41	\$0.70
		2022Q2	1	32,358.00	\$30,740	\$0.95	\$0.95
			5	104,740.00	\$60,289	\$0.58	\$0.78
	PARTIAL DEPTH CONCRETE REPAIR, HOT APPL / SY						
	452004M	2022Q2	1	914.00	\$1,096,800	\$1,200.00	\$1,850.00
			1	914.00	\$1,096,800	\$1,200.00	\$1,850.00
	FULL DEPTH CONCRETE PAVEMENT REPAIR, HMA / SY						
	453006M	2022Q1	5	1,194.00	\$21,877	\$18.32	\$78.57
		2022Q2	4	950.00	\$126,650	\$133.32	\$86.11
			9	2,144.00	\$148,527	\$69.28	\$81.91
	FULL DEPTH CONCRETE PAVEMENT REPAIR, PRE / SY						
	453013M	2022Q2	1	2,193.00	\$3,289,500	\$1,500.00	\$1,275.00
			1	2,193.00	\$3,289,500	\$1,500.00	\$1,275.00

WEIGHTED AVERAGE ITEM PRICE REPORT
 BY REGION, ITEM, AND QUARTER

REGION	ITEM	CALENDAR QUARTER	NUMBER OF OCCUR'S	TOTAL QUANTITY	TOTAL DOLLARS	AVERAGE AWARDED PRICE	AVERAGE OF LOW 3 BIDDERS
S	CLEANING AND SEALING JOINTS AND CRACKS I / LF						
	456006M	2022Q2	1	495.00	\$7,425	\$15.00	\$14.25
			1	495.00	\$7,425	\$15.00	\$14.25

	TEMPORARY SHEETING / SF						
	501003P	2022Q2	5	6,801.00	\$3,078	\$0.45	\$15.71
			5	6,801.00	\$3,078	\$0.45	\$15.71

	PERMANENT SHEETING / SF						
	501006P	2022Q2	1	2,933.00	\$23,464	\$8.00	\$47.00
			1	2,933.00	\$23,464	\$8.00	\$47.00

	REINFORCEMENT STEEL, EPOXY-COATED / LB						
	504006P	2022Q2	1	201,075.00	\$452,419	\$2.25	\$2.28
			1	201,075.00	\$452,419	\$2.25	\$2.28

	CONCRETE FOOTING / CY						
	504015P	2022Q2	2	47.00	\$88,400	\$1,880.85	\$1,976.24
			2	47.00	\$88,400	\$1,880.85	\$1,976.24

	CONCRETE WING WALL / CY						
	504018P	2022Q2	1	10.00	\$95,000	\$9,500.00	\$8,500.00
			1	10.00	\$95,000	\$9,500.00	\$8,500.00

	CONCRETE ABUTMENT WALL / CY						
	504024P	2022Q2	1	71.00	\$269,800	\$3,800.00	\$3,233.33
			1	71.00	\$269,800	\$3,800.00	\$3,233.33

WEIGHTED AVERAGE ITEM PRICE REPORT
 BY REGION, ITEM, AND QUARTER

REGION	ITEM	CALENDAR QUARTER	NUMBER OF OCCUR'S	TOTAL QUANTITY	TOTAL DOLLARS	AVERAGE AWARDED PRICE	AVERAGE OF LOW 3 BIDDERS
S	CONCRETE PIER COLUMN AND CAP / CY						
	504027P	2022Q2	1	21.00	\$65,100	\$3,100.00	\$4,343.33
			1	21.00	\$65,100	\$3,100.00	\$4,343.33
	EPOXY WATERPROOFING / SY						
	504036P	2021Q4	2	16,808.00	\$864,240	\$51.42	\$58.25
		2022Q2	1	86.00	\$11,610	\$135.00	\$98.75
			3	16,894.00	\$875,850	\$51.84	\$58.46
	CONCRETE PYLON / LF						
	504053P	2022Q2	1	4.00	\$15,200	\$3,800.00	\$2,950.00
			1	4.00	\$15,200	\$3,800.00	\$2,950.00
	STRUCTURAL STEEL / LS						
	506003P	2022Q2	1	1.00	\$3,077,000	\$3,077,000	\$2,627,533
			1	1.00	\$3,077,000	\$3,077,000	\$2,627,533
	REINFORCED ELASTOMERIC BEARING ASSEMBLY / U						
	506006P	2022Q2	1	27.00	\$135,000	\$5,000.00	\$4,693.33
			1	27.00	\$135,000	\$5,000.00	\$4,693.33
	SHEAR CONNECTOR / U						
	506012P	2022Q2	1	6,642.00	\$33,210	\$5.00	\$4.53
			1	6,642.00	\$33,210	\$5.00	\$4.53
	LUBRICATE BEARING / U						
	506013P	2021Q4	2	3,284.00	\$194,520	\$59.23	\$120.24
			2	3,284.00	\$194,520	\$59.23	\$120.24

WEIGHTED AVERAGE ITEM PRICE REPORT
 BY REGION, ITEM, AND QUARTER

REGION	ITEM	CALENDAR QUARTER	NUMBER OF OCCUR'S	TOTAL QUANTITY	TOTAL DOLLARS	AVERAGE AWARDED PRICE	AVERAGE OF LOW 3 BIDDERS
S	STRIP SEAL EXPANSION JOINT ASSEMBLY / LF						
	507015P	2022Q2	1	124.00	\$89,900	\$725.00	\$757.33
			1	124.00	\$89,900	\$725.00	\$757.33
	CONCRETE BRIDGE DECK, HPC / CY						
	507024P	2022Q2	1	421.00	\$463,100	\$1,100.00	\$1,270.00
			1	421.00	\$463,100	\$1,100.00	\$1,270.00
	DATE PANEL / U						
	507027M	2022Q2	3	4.00	\$4,600	\$1,150.00	\$1,092.83
			3	4.00	\$4,600	\$1,150.00	\$1,092.83
	CONCRETE BRIDGE SIDEWALK / CY						
	507030P	2022Q2	3	12.00	\$45,600	\$3,800.00	\$4,241.67
			3	12.00	\$45,600	\$3,800.00	\$4,241.67
	CONCRETE BRIDGE SIDEWALK, HPC / CY						
	507033P	2022Q2	1	84.00	\$50,400	\$600.00	\$983.33
			1	84.00	\$50,400	\$600.00	\$983.33
	CONCRETE BRIDGE PARAPET / LF						
	507036P	2022Q2	1	13.00	\$15,600	\$1,200.00	\$1,766.67
			1	13.00	\$15,600	\$1,200.00	\$1,766.67
	BARRIER PARAPET MODIFICATIONS / LF						
	507037P	2022Q2	5	182.00	\$193,750	\$1,064.56	\$1,466.39
			5	182.00	\$193,750	\$1,064.56	\$1,466.39

WEIGHTED AVERAGE ITEM PRICE REPORT
 BY REGION, ITEM, AND QUARTER

REGION	ITEM	CALENDAR QUARTER	NUMBER OF OCCUR'S	TOTAL QUANTITY	TOTAL DOLLARS	AVERAGE AWARDED PRICE	AVERAGE OF LOW 3 BIDDERS
S	CONCRETE BRIDGE PARAPET, HPC / LF						
	507039P	2022Q2	1	480.00	\$134,400	\$280.00	\$250.33
			1	480.00	\$134,400	\$280.00	\$250.33
	CONCRETE SLEEPER SLAB / CY						
	507050M	2022Q2	1	72.00	\$100,800	\$1,400.00	\$1,266.67
			1	72.00	\$100,800	\$1,400.00	\$1,266.67
	CONCRETE BRIDGE RELIEF SLAB / SY						
	507054P	2022Q2	1	156.00	\$93,600	\$600.00	\$531.00
			1	156.00	\$93,600	\$600.00	\$531.00
	CLEAN EXISTING SCUPPERS AND PIPES / U						
	508005M	2021Q4	1	600.00	\$34,800	\$58.00	\$352.67
			1	600.00	\$34,800	\$58.00	\$352.67
	CHAIN-LINK FENCE, TYPE IV / LF						
	509083P	2022Q2	1	460.00	\$85,100	\$185.00	\$278.33
			1	460.00	\$85,100	\$185.00	\$278.33
	BRIDGE COMB RAILING (1 RAIL, STEEL) / LF						
	509150P	2021Q4	1	50.00	\$16,250	\$325.00	\$308.33
		2022Q2	1	460.00	\$75,900	\$165.00	\$188.33
			2	510.00	\$92,150	\$180.69	\$200.10
	TIMBER WALE / CF						
	510009P	2021Q4	1	350.00	\$70,000	\$200.00	\$308.33
			1	350.00	\$70,000	\$200.00	\$308.33

WEIGHTED AVERAGE ITEM PRICE REPORT
 BY REGION, ITEM, AND QUARTER

REGION	ITEM	CALENDAR QUARTER	NUMBER OF OCCUR'S	TOTAL QUANTITY	TOTAL DOLLARS	AVERAGE AWARDED PRICE	AVERAGE OF LOW 3 BIDDERS
S	TIDE CLEARANCE GAUGE / U						
	511019M	2021Q4	1	28.00	\$65,800	\$2,350.00	\$4,183.33
			1	28.00	\$65,800	\$2,350.00	\$4,183.33

	LANDSCAPE RETAINING WALL / SF						
	513015P	2022Q2	3	1,396.00	\$244,300	\$175.00	\$138.29
			3	1,396.00	\$244,300	\$175.00	\$138.29

	CONCRETE DECK REPAIR, TYPE A / SF						
	551003M	2021Q4	1	1,000.00	\$44,000	\$44.00	\$66.33
			1	1,000.00	\$44,000	\$44.00	\$66.33

	CONCRETE DECK REPAIR, TYPE B / SF						
	551006M	2021Q4	1	10,000.00	\$900,000	\$90.00	\$101.67
			1	10,000.00	\$900,000	\$90.00	\$101.67

	CONCRETE DECK REPAIR, TYPE C / SF						
	551009M	2021Q4	1	100.00	\$16,500	\$165.00	\$255.00
			1	100.00	\$16,500	\$165.00	\$255.00

	HEADER RECONSTRUCTION / LF						
	551021M	2022Q2	2	10.00	\$27,800	\$2,780.00	\$3,480.00
			2	10.00	\$27,800	\$2,780.00	\$3,480.00

	PRESSURE INJECTION, CONCRETE CRACKS / LF						
	552003M	2021Q4	1	2,000.00	\$80,000	\$40.00	\$68.33

(item continued)

WEIGHTED AVERAGE ITEM PRICE REPORT
 BY REGION, ITEM, AND QUARTER

REGION	ITEM	CALENDAR QUARTER	NUMBER OF OCCUR'S	TOTAL QUANTITY	TOTAL DOLLARS	AVERAGE AWARDED PRICE	AVERAGE OF LOW 3 BIDDERS
S	PRESSURE INJECTION, CONCRETE CRACKS / LF						
	552003M	2022Q2	1	10.00	\$3,500	\$350.00	\$417.00
			2	2,010.00	\$83,500	\$41.54	\$70.07

	NEAR-WHITE BLAST CLEANING AND PAINTING / LS						
	554009P	2021Q4	4	4.00	\$14,920,500	\$3,730,125	\$3,877,792
			4	4.00	\$14,920,500	\$3,730,125	\$3,877,792

	SUBSTRUCTURE CONCRETE REPAIR / SF						
	555003M	2021Q4	2	5,400.00	\$570,000	\$105.56	\$231.30
		2022Q2	1	225.00	\$112,500	\$500.00	\$546.00
			3	5,625.00	\$682,500	\$121.33	\$243.88

	15" REINFORCED CONCRETE PIPE / LF						
	601122P	2022Q2	1	2,443.00	\$207,655	\$85.00	\$101.67
			1	2,443.00	\$207,655	\$85.00	\$101.67

	18" REINFORCED CONCRETE PIPE / LF						
	601124P	2022Q2	1	1,463.00	\$125,818	\$86.00	\$108.67
			1	1,463.00	\$125,818	\$86.00	\$108.67

	24" REINFORCED CONCRETE PIPE / LF						
	601128P	2022Q2	1	831.00	\$91,410	\$110.00	\$123.33
			1	831.00	\$91,410	\$110.00	\$123.33

	30" REINFORCED CONCRETE PIPE / LF						
	601132P	2022Q2	1	172.00	\$25,800	\$150.00	\$153.33
			1	172.00	\$25,800	\$150.00	\$153.33

WEIGHTED AVERAGE ITEM PRICE REPORT
 BY REGION, ITEM, AND QUARTER

REGION	ITEM	CALENDAR QUARTER	NUMBER OF OCCUR'S	TOTAL QUANTITY	TOTAL DOLLARS	AVERAGE AWARDED PRICE	AVERAGE OF LOW 3 BIDDERS
S	18" REINFORCED CONCRETE PIPE, CLASS IV / LF						
	601160P	2022Q2	1	96.00	\$9,120	\$95.00	\$123.00
			1	96.00	\$9,120	\$95.00	\$123.00
	24" REINFORCED CONCRETE PIPE, CLASS IV / LF						
	601164P	2022Q2	1	74.00	\$10,028	\$135.51	\$140.17
			1	74.00	\$10,028	\$135.51	\$140.17
	18" REINFORCED CONCRETE END SECTION / U						
	601372M	2022Q2	1	1.00	\$1,800	\$1,800.00	\$2,276.00
			1	1.00	\$1,800	\$1,800.00	\$2,276.00
	24" REINFORCED CONCRETE END SECTION / U						
	601376M	2022Q2	1	2.00	\$4,000	\$2,000.00	\$3,003.33
			1	2.00	\$4,000	\$2,000.00	\$3,003.33
	8" PERFORATED HD POLYETHYLENE PIPE / LF						
	601419P	2022Q2	1	200.00	\$15,000	\$75.00	\$58.58
			1	200.00	\$15,000	\$75.00	\$58.58
	CLEANING EXISTING PIPE, 12" TO 24" DIAME / LF						
	601670M	2022Q1	3	1,500.00	\$13,875	\$9.25	\$8.08
		2022Q2	1	400.00	\$5,000	\$12.50	\$11.50
			4	1,900.00	\$18,875	\$9.93	\$8.80
	CONCRETE HEADWALL / CY						
	602006P	2022Q2	1	4.00	\$6,000	\$1,500.00	\$1,318.33
			1	4.00	\$6,000	\$1,500.00	\$1,318.33

WEIGHTED AVERAGE ITEM PRICE REPORT
 BY REGION, ITEM, AND QUARTER

REGION	ITEM	CALENDAR QUARTER	NUMBER OF OCCUR'S	TOTAL QUANTITY	TOTAL DOLLARS	AVERAGE AWARDED PRICE	AVERAGE OF LOW 3 BIDDERS
S	INLET, TYPE B / U						
	602012M	2022Q2	1	40.00	\$200,000	\$5,000.00	\$6,066.67
			1	40.00	\$200,000	\$5,000.00	\$6,066.67
	INLET, TYPE DOUBLE B / U						
	602013M	2022Q2	1	13.00	\$102,700	\$7,900.00	\$9,353.33
			1	13.00	\$102,700	\$7,900.00	\$9,353.33
	INLET, TYPE E / U						
	602018M	2022Q2	1	22.00	\$110,000	\$5,000.00	\$6,066.67
			1	22.00	\$110,000	\$5,000.00	\$6,066.67
	INLET, TYPE DOUBLE E / U						
	602019M	2022Q2	1	7.00	\$49,000	\$7,000.00	\$8,816.67
			1	7.00	\$49,000	\$7,000.00	\$8,816.67
	INLET, TYPE B-2 / U						
	602027M	2022Q2	1	1.00	\$5,500	\$5,500.00	\$9,139.33
			1	1.00	\$5,500	\$5,500.00	\$9,139.33
	STORM DRAIN MARKER / U						
	602031M	2022Q1	3	24.00	\$740	\$30.81	\$68.60
			3	24.00	\$740	\$30.81	\$68.60
	INLET, TYPE B MODIFIED / U						
	602045M	2022Q2	1	1.00	\$8,000	\$8,000.00	\$8,716.67
			1	1.00	\$8,000	\$8,000.00	\$8,716.67

WEIGHTED AVERAGE ITEM PRICE REPORT
 BY REGION, ITEM, AND QUARTER

REGION	ITEM	CALENDAR QUARTER	NUMBER OF OCCUR'S	TOTAL QUANTITY	TOTAL DOLLARS	AVERAGE AWARDED PRICE	AVERAGE OF LOW 3 BIDDERS
S	MANHOLE, 4' DIAMETER / U						
	602054M	2022Q2	1	5.00	\$27,500	\$5,500.00	\$6,656.67
			1	5.00	\$27,500	\$5,500.00	\$6,656.67
	INLET, TYPE B, USING EXISTING CASTING / U						
	602066M	2022Q2	1	1.00	\$2,000	\$2,000.00	\$2,600.00
			1	1.00	\$2,000	\$2,000.00	\$2,600.00
	RESET EXISTING CASTING / U						
	602099M	2021Q4	1	1.00	\$2,000	\$2,000.00	\$2,000.00
		2022Q1	5	65.00	\$3,626	\$55.78	\$198.36
			6	66.00	\$5,626	\$85.23	\$225.65
	SET INLET TYPE A, CASTING / U						
	602102M	2022Q1	5	51.00	\$6,150	\$120.60	\$327.58
			5	51.00	\$6,150	\$120.60	\$327.58
	SET INLET TYPE B, CASTING / U						
	602105M	2022Q1	5	182.00	\$182,000	\$1,000.00	\$1,023.62
		2022Q2	1	1.00	\$1,250	\$1,250.00	\$1,794.00
			6	183.00	\$183,250	\$1,001.37	\$1,027.83
	SET INLET TYPE E, CASTING / U						
	602108M	2022Q1	5	60.00	\$15,550	\$259.17	\$653.77
			5	60.00	\$15,550	\$259.17	\$653.77

WEIGHTED AVERAGE ITEM PRICE REPORT
 BY REGION, ITEM, AND QUARTER

REGION	ITEM	CALENDAR QUARTER	NUMBER OF OCCUR'S	TOTAL QUANTITY	TOTAL DOLLARS	AVERAGE AWARDED PRICE	AVERAGE OF LOW 3 BIDDERS
S	SET INLET TYPE ES, CASTING / U						
	602111M	2022Q1	5	19.00	\$17,375	\$914.48	\$979.83
			5	19.00	\$17,375	\$914.48	\$979.83
	SET MANHOLE CASTING / U						
	602114M	2022Q1	5	43.00	\$16,400	\$381.40	\$517.62
			5	43.00	\$16,400	\$381.40	\$517.62
	SET SQUARE FRAMED MANHOLE CASTING, CIRCU / U						
	602117M	2022Q1	3	7.00	\$7,800	\$1,114.29	\$1,013.10
		2022Q2	1	1.00	\$1,800	\$1,800.00	\$2,703.33
			4	8.00	\$9,600	\$1,200.00	\$1,224.38
	RECONSTRUCTED INLET, TYPE A, USING EXIST / U						
	602120M	2022Q1	2	10.00	\$0	\$0.01	\$0.01
			2	10.00	\$0	\$0.01	\$0.01
	RECONSTRUCTED INLET, TYPE B, USING EXIST / U						
	602123M	2022Q1	2	10.00	\$0	\$0.01	\$0.01
		2022Q2	1	1.00	\$1,000	\$1,000.00	\$1,551.67
			3	11.00	\$1,000	\$90.92	\$141.07
	RECONSTRUCTED INLET, TYPE E, USING EXIST / U						
	602129M	2022Q1	2	10.00	\$0	\$0.01	\$0.01
			2	10.00	\$0	\$0.01	\$0.01

WEIGHTED AVERAGE ITEM PRICE REPORT
 BY REGION, ITEM, AND QUARTER

REGION	ITEM	CALENDAR QUARTER	NUMBER OF OCCUR'S	TOTAL QUANTITY	TOTAL DOLLARS	AVERAGE AWARDED PRICE	AVERAGE OF LOW 3 BIDDERS
S	RECONSTRUCTED INLET, TYPE A, USING NEW C / U						
	602150M	2022Q1	5	29.00	\$14,400	\$496.56	\$617.66
			5	29.00	\$14,400	\$496.56	\$617.66
	RECONSTRUCTED INLET, TYPE B, USING NEW C / U						
	602153M	2022Q1	5	94.00	\$104,930	\$1,116.28	\$1,021.94
			5	94.00	\$104,930	\$1,116.28	\$1,021.94
	RECONSTRUCTED INLET, TYPE E, USING NEW C / U						
	602159M	2022Q1	5	27.00	\$11,500	\$425.93	\$720.55
		2022Q2	1	1.00	\$1,700	\$1,700.00	\$2,335.00
			6	28.00	\$13,200	\$471.44	\$778.21
	RECONSTRUCTED INLET, TYPE ES, USING NEW / U						
	602160M	2022Q1	1	12.00	\$48,000	\$4,000.00	\$4,000.00
			1	12.00	\$48,000	\$4,000.00	\$4,000.00
	RECONSTRUCTED MANHOLE, USING EXISTING CA / U						
	602180M	2022Q1	2	10.00	\$0	\$0.01	\$0.01
			2	10.00	\$0	\$0.01	\$0.01
	RECONSTRUCTED MANHOLE, USING NEW CASTING / U						
	602183M	2022Q1	5	16.00	\$6,800	\$425.01	\$584.45
			5	16.00	\$6,800	\$425.01	\$584.45
	BICYCLE SAFE GRATE / U						
	602210M	2022Q1	5	231.00	\$11,700	\$50.65	\$161.86

(item continued)

WEIGHTED AVERAGE ITEM PRICE REPORT
 BY REGION, ITEM, AND QUARTER

REGION	ITEM	CALENDAR QUARTER	NUMBER OF OCCUR'S	TOTAL QUANTITY	TOTAL DOLLARS	AVERAGE AWARDED PRICE	AVERAGE OF LOW 3 BIDDERS
S	BICYCLE SAFE GRATE / U						
	602210M	2022Q2	2	2.00	\$2,000	\$1,000.00	\$737.50
			7	233.00	\$13,700	\$58.80	\$166.80
	CURB PIECE / U						
	602213M	2022Q1	5	282.00	\$11,100	\$39.36	\$149.18
		2022Q2	4	67.00	\$29,375	\$438.43	\$852.54
			9	349.00	\$40,475	\$115.97	\$284.21
	CLEANING DRAINAGE STRUCTURE / U						
	602216M	2022Q1	5	115.00	\$4,500	\$39.13	\$202.80
			5	115.00	\$4,500	\$39.13	\$202.80
	OUTLET CONTROL STRUCTURE / U						
	602223M	2022Q2	1	3.00	\$37,500	\$12,500.00	\$13,355.00
			1	3.00	\$37,500	\$12,500.00	\$13,355.00
	RIPRAP STONE CHANNEL PROTECTION, 12" THI / SY						
	603036P	2022Q2	1	119.00	\$6,545	\$55.00	\$82.00
			1	119.00	\$6,545	\$55.00	\$82.00
	CHAIN-LINK FENCE, ALUMINUM-COATED STEEL, / LF						
	605009P	2021Q4	1	500.00	\$23,345	\$46.69	\$47.23
		2022Q1	1	3,000.00	\$195,000	\$65.00	\$78.53
			2	3,500.00	\$218,345	\$62.38	\$74.05

WEIGHTED AVERAGE ITEM PRICE REPORT
 BY REGION, ITEM, AND QUARTER

REGION	ITEM	CALENDAR QUARTER	NUMBER OF OCCUR'S	TOTAL QUANTITY	TOTAL DOLLARS	AVERAGE AWARDED PRICE	AVERAGE OF LOW 3 BIDDERS
S	CHAIN-LINK FENCE, PVC-COATED STEEL, 6' H / LF						
	605027P	2022Q1	1	1,400.00	\$88,200	\$63.00	\$79.48
			1	1,400.00	\$88,200	\$63.00	\$79.48
	CHAIN-LINK FENCE, 10' HIGH / LF						
	605054P	2022Q2	1	157.00	\$9,420	\$60.00	\$125.00
			1	157.00	\$9,420	\$60.00	\$125.00
	GATE, CHAIN-LINK FENCE, ALUMINUM COATED / U						
	605060M	2022Q1	1	3.00	\$0	\$0.01	\$172.51
			1	3.00	\$0	\$0.01	\$172.51
	GATE, CHAIN-LINK FENCE, ALUMINUM COATED / U						
	605066M	2022Q1	1	3.00	\$0	\$0.01	\$362.51
			1	3.00	\$0	\$0.01	\$362.50
	GATE, CHAIN-LINK FENCE, ALUMINUM COATED / U						
	605069M	2022Q1	1	3.00	\$0	\$0.01	\$445.01
			1	3.00	\$0	\$0.01	\$445.01
	GATE, CHAIN-LINK FENCE, ALUMINUM COATED / U						
	605072M	2022Q1	1	3.00	\$0	\$0.01	\$460.01
		2022Q2	1	1.00	\$3,000	\$3,000.00	\$4,600.00
			2	4.00	\$3,000	\$750.01	\$1,495.00
	GATE, CHAIN-LINK FENCE, ALUMINUM COATED / U						
	605081M	2022Q1	1	3.00	\$0	\$0.01	\$612.51
			1	3.00	\$0	\$0.01	\$612.51

WEIGHTED AVERAGE ITEM PRICE REPORT
 BY REGION, ITEM, AND QUARTER

REGION	ITEM	CALENDAR QUARTER	NUMBER OF OCCUR'S	TOTAL QUANTITY	TOTAL DOLLARS	AVERAGE AWARDED PRICE	AVERAGE OF LOW 3 BIDDERS
S	GATE, CHAIN-LINK FENCE, PVC-COATED STEEL / U						
	605099M	2022Q1	1	3.00	\$0	\$0.01	\$257.51
			1	3.00	\$0	\$0.01	\$257.51
	GATE, CHAIN-LINK FENCE, PVC-COATED STEEL / U						
	605105M	2022Q1	1	3.00	\$0	\$0.01	\$412.51
			1	3.00	\$0	\$0.01	\$412.51
	GATE, CHAIN-LINK FENCE, PVC-COATED STEEL / U						
	605108M	2022Q1	1	3.00	\$0	\$0.01	\$672.51
			1	3.00	\$0	\$0.01	\$672.51
	GATE, CHAIN-LINK FENCE, PVC-COATED STEEL / U						
	605111M	2022Q1	1	3.00	\$0	\$0.01	\$695.01
			1	3.00	\$0	\$0.01	\$695.01
	GATE, CHAIN-LINK FENCE, PVC-COATED STEEL / U						
	605120M	2022Q1	1	3.00	\$0	\$0.01	\$917.51
			1	3.00	\$0	\$0.01	\$917.51
	SLIDING GATE, SECURITY FENCE, 12' WIDE / U						
	605152M	2022Q1	1	2.00	\$0	\$0.01	\$2,220.01
			1	2.00	\$0	\$0.01	\$2,220.01
	REPAIRING CHAIN-LINK FENCE / LF						
	605174M	2022Q1	1	2,000.00	\$110,000	\$55.00	\$63.26
			1	2,000.00	\$110,000	\$55.00	\$63.26

WEIGHTED AVERAGE ITEM PRICE REPORT
 BY REGION, ITEM, AND QUARTER

REGION	ITEM	CALENDAR QUARTER	NUMBER OF OCCUR'S	TOTAL QUANTITY	TOTAL DOLLARS	AVERAGE AWARDED PRICE	AVERAGE OF LOW 3 BIDDERS
S	BARRIER CURB MOUNTED FENCE / LF						
	605175M	2022Q1	1	785.00	\$113,825	\$145.00	\$143.63
			1	785.00	\$113,825	\$145.00	\$143.63
	RESET FENCE / LF						
	605212P	2022Q1	2	1,250.00	\$91,250	\$73.00	\$79.33
			2	1,250.00	\$91,250	\$73.00	\$79.33
	CONCRETE SIDEWALK, 4" THICK / SY						
	606012P	2021Q4	1	50.00	\$7,000	\$140.00	\$173.33
		2022Q1	2	1,000.00	\$10,000	\$10.00	\$42.50
		2022Q2	4	726.00	\$77,300	\$106.47	\$112.10
			7	1,776.00	\$94,300	\$53.10	\$74.63
	CONCRETE SIDEWALK, 6" THICK / SY						
	606018P	2022Q1	5	1,974.00	\$270,450	\$137.01	\$123.05
			5	1,974.00	\$270,450	\$137.01	\$123.05
	CONCRETE SIDEWALK, 8" THICK / SY						
	606021P	2022Q2	2	690.00	\$134,875	\$195.47	\$266.61
			2	690.00	\$134,875	\$195.47	\$266.61
	HOT MIX ASPHALT DRIVEWAY, 4" THICK / SY						
	606036P	2022Q2	1	200.00	\$29,000	\$145.00	\$145.00
			1	200.00	\$29,000	\$145.00	\$145.00

WEIGHTED AVERAGE ITEM PRICE REPORT
 BY REGION, ITEM, AND QUARTER

REGION	ITEM	CALENDAR QUARTER	NUMBER OF OCCUR'S	TOTAL QUANTITY	TOTAL DOLLARS	AVERAGE AWARDED PRICE	AVERAGE OF LOW 3 BIDDERS
S	HOT MIX ASPHALT DRIVEWAY, 6" THICK / SY						
	606039P	2022Q1	5	3,862.00	\$280,570	\$72.65	\$87.96
		2022Q2	1	4,395.00	\$263,700	\$60.00	\$66.67
			6	8,257.00	\$544,270	\$65.92	\$76.63
	HOT MIX ASPHALT DRIVEWAY, VARIABLE THICK / SY						
	606042P	2022Q1	5	9,470.00	\$456,280	\$48.18	\$60.01
			5	9,470.00	\$456,280	\$48.18	\$60.01
	CONCRETE DRIVEWAY, 6" THICK / SY						
	606051P	2022Q1	3	2,039.00	\$446,500	\$218.98	\$153.86
		2022Q2	1	39.00	\$3,900	\$100.00	\$121.67
			4	2,078.00	\$450,400	\$216.75	\$153.25
	CONCRETE DRIVEWAY, REINFORCED, 8" THICK / SY						
	606060P	2022Q1	3	357.00	\$72,935	\$204.30	\$167.56
			3	357.00	\$72,935	\$204.30	\$167.56
	CONCRETE ISLAND, 4" THICK / SY						
	606075P	2022Q2	2	243.00	\$28,380	\$116.79	\$134.71
			2	243.00	\$28,380	\$116.79	\$134.71
	CONCRETE ISLAND, 6" THICK / SY						
	606078P	2022Q1	1	125.00	\$17,500	\$140.00	\$131.67
			1	125.00	\$17,500	\$140.00	\$131.67

WEIGHTED AVERAGE ITEM PRICE REPORT
 BY REGION, ITEM, AND QUARTER

REGION	ITEM	CALENDAR QUARTER	NUMBER OF OCCUR'S	TOTAL QUANTITY	TOTAL DOLLARS	AVERAGE AWARDED PRICE	AVERAGE OF LOW 3 BIDDERS
S	DETECTABLE WARNING SURFACE / SY						
	606084P	2022Q1	5	252.00	\$40,960	\$162.54	\$256.25
		2022Q2	3	21.00	\$6,150	\$292.86	\$397.40
			8	273.00	\$47,110	\$172.56	\$267.11

	24" X 41" CONCRETE BARRIER CURB / LF						
	607012P	2022Q2	1	60.00	\$28,500	\$475.00	\$600.00
			1	60.00	\$28,500	\$475.00	\$600.00

	9" X 16" CONCRETE VERTICAL CURB / LF						
	607018P	2022Q1	6	10,981.00	\$588,545	\$53.60	\$58.39
		2022Q2	4	9,612.00	\$421,346	\$43.84	\$55.29
			10	20,593.00	\$1,009,891	\$49.04	\$56.94

	RUBBER WHEEL STOPS / U						
	607020P	2022Q2	1	44.00	\$8,800	\$200.00	\$200.00
			1	44.00	\$8,800	\$200.00	\$200.00

	9" X 18" CONCRETE VERTICAL CURB / LF						
	607021P	2022Q1	5	9,437.00	\$499,459	\$52.93	\$58.49
		2022Q2	1	510.00	\$20,400	\$40.00	\$52.25
			6	9,947.00	\$519,859	\$52.26	\$58.17

	9" X 20" CONCRETE VERTICAL CURB / LF						
	607024P	2022Q1	5	868.00	\$43,584	\$50.21	\$59.75
		2022Q2	1	100.00	\$5,000	\$50.00	\$61.50
			6	968.00	\$48,584	\$50.19	\$59.93

WEIGHTED AVERAGE ITEM PRICE REPORT
 BY REGION, ITEM, AND QUARTER

REGION	ITEM	CALENDAR QUARTER	NUMBER OF OCCUR'S	TOTAL QUANTITY	TOTAL DOLLARS	AVERAGE AWARDED PRICE	AVERAGE OF LOW 3 BIDDERS
S	12" X 13" CONCRETE SLOPING CURB / LF						
	607030P	2022Q1	3	524.00	\$7,400	\$14.12	\$16.00
		2022Q2	1	315.00	\$16,380	\$52.00	\$45.67
			4	839.00	\$23,780	\$28.34	\$27.14
	9" X 14" CONCRETE VERTICAL CURB / LF						
	607034P	2022Q1	1	100.00	\$4,000	\$40.00	\$53.33
		2022Q2	3	2,168.00	\$157,340	\$72.57	\$84.77
			4	2,268.00	\$161,340	\$71.14	\$83.38
	9" X VARIABLE HEIGHT CONCRETE VERTICAL C / LF						
	607069P	2022Q2	3	731.00	\$35,255	\$48.23	\$64.74
			3	731.00	\$35,255	\$48.23	\$64.74
	9" X 4" HOT MIX ASPHALT CURB / LF						
	607081P	2022Q2	1	155.00	\$3,875	\$25.00	\$30.17
			1	155.00	\$3,875	\$25.00	\$30.17
	9" X 6" HOT MIX ASPHALT CURB / LF						
	607084P	2022Q2	1	312.00	\$10,920	\$35.00	\$32.42
			1	312.00	\$10,920	\$35.00	\$32.42
	15" X VAR HT F SHAPE CONC BAR CURB, DOW / LF						
	607113P	2022Q2	1	80.00	\$32,000	\$400.00	\$463.33
			1	80.00	\$32,000	\$400.00	\$463.33

WEIGHTED AVERAGE ITEM PRICE REPORT
 BY REGION, ITEM, AND QUARTER

REGION	ITEM	CALENDAR QUARTER	NUMBER OF OCCUR'S	TOTAL QUANTITY	TOTAL DOLLARS	AVERAGE AWARDED PRICE	AVERAGE OF LOW 3 BIDDERS
S	NONVEGETATIVE SURFACE, HOT MIX ASPHALT / SY						
	608003P	2022Q1	3	268.00	\$9,200	\$34.33	\$43.11
		2022Q2	1	209.00	\$13,585	\$65.00	\$49.67
			4	477.00	\$22,785	\$47.77	\$45.98
	NONVEGETATIVE SURFACE, POROUS HMA / SY						
	608004P	2022Q2	2	4,553.00	\$190,116	\$41.76	\$52.09
			2	4,553.00	\$190,116	\$41.76	\$52.09
	NONVEGETATIVE SURFACE, POROUS HOT MIX AS / SY						
	608005P	2022Q1	1	500.00	\$22,500	\$45.00	\$53.33
		2022Q2	1	2,675.00	\$125,725	\$47.00	\$69.00
			2	3,175.00	\$148,225	\$46.69	\$66.53
	BEAM GUIDE RAIL / LF						
	609003M	2022Q1	1	28,000.00	\$1,176,000	\$42.00	\$57.90
		2022Q2	4	11,287.00	\$465,688	\$41.26	\$48.55
			5	39,287.00	\$1,641,688	\$41.79	\$55.21
	BEAM GUIDE RAIL, BRIDGE / LF						
	609004M	2022Q2	2	1,047.00	\$203,225	\$194.10	\$218.99
			2	1,047.00	\$203,225	\$194.10	\$218.99
	BEAM GUIDE RAIL, DUAL-FACED / LF						
	609006M	2022Q2	2	292.00	\$14,600	\$50.00	\$63.85
			2	292.00	\$14,600	\$50.00	\$63.85

WEIGHTED AVERAGE ITEM PRICE REPORT
 BY REGION, ITEM, AND QUARTER

REGION	ITEM	CALENDAR QUARTER	NUMBER OF OCCUR'S	TOTAL QUANTITY	TOTAL DOLLARS	AVERAGE AWARDED PRICE	AVERAGE OF LOW 3 BIDDERS
S	MODIFIED THRIE BEAM GUIDE RAIL / LF						
	609009M	2022Q1	1	1,250.00	\$62,500	\$50.00	\$73.33
		2022Q2	1	464.00	\$32,480	\$70.00	\$84.67
			2	1,714.00	\$94,980	\$55.41	\$76.40
	MODIFIED THRIE BEAM GUIDE RAIL, BRIDGE / LF						
	609011M	2022Q2	1	863.00	\$181,230	\$210.00	\$340.00
			1	863.00	\$181,230	\$210.00	\$340.00
	MODIFIED THRIE BEAM GUIDE RAIL, DUAL FAC / LF						
	609012M	2022Q2	1	813.00	\$73,170	\$90.00	\$120.00
			1	813.00	\$73,170	\$90.00	\$120.00
	MODIFIED THRIE BEAM GR, DUAL FACE, BRIDG / LF						
	609016M	2022Q2	1	75.00	\$15,750	\$210.00	\$316.67
			1	75.00	\$15,750	\$210.00	\$316.67
	FLARED GUIDE RAIL TERMINAL / U						
	609024M	2022Q1	1	25.00	\$37,500	\$1,500.00	\$2,466.67
			1	25.00	\$37,500	\$1,500.00	\$2,466.67
	BURIED GUIDE RAIL TERMINAL / U						
	609025M	2022Q1	1	2.00	\$2	\$1.00	\$1,334.00
		2022Q2	1	1.00	\$2,400	\$2,400.00	\$2,883.33
			2	3.00	\$2,402	\$800.67	\$1,850.44

WEIGHTED AVERAGE ITEM PRICE REPORT
 BY REGION, ITEM, AND QUARTER

REGION	ITEM	CALENDAR QUARTER	NUMBER OF OCCUR'S	TOTAL QUANTITY	TOTAL DOLLARS	AVERAGE AWARDED PRICE	AVERAGE OF LOW 3 BIDDERS
S	TANGENT GUIDE RAIL TERMINAL / U						
	609027M	2022Q1	1	50.00	\$200,000	\$4,000.00	\$4,166.67
		2022Q2	3	46.00	\$246,400	\$5,356.52	\$4,752.46
			4	96.00	\$446,400	\$4,650.00	\$4,447.36
	TELESCOPING GUIDE RAIL END TERMINAL / U						
	609030M	2022Q1	1	10.00	\$30,000	\$3,000.00	\$4,066.67
		2022Q2	2	3.00	\$19,300	\$6,433.33	\$6,883.33
			3	13.00	\$49,300	\$3,792.31	\$4,716.67
	CONTROLLED RELEASE TERMINAL / U						
	609033M	2022Q1	1	5.00	\$5	\$1.00	\$983.67
		2022Q2	2	3.00	\$6,300	\$2,100.00	\$2,700.00
			3	8.00	\$6,305	\$788.13	\$1,627.29
	CONTROLLED RELEASE, POWDER COATED / U						
	609035M	2022Q2	1	1.00	\$2,800	\$2,800.00	\$4,266.67
			1	1.00	\$2,800	\$2,800.00	\$4,266.67
	CONTROLLED RELEASE TERMINAL ANCHORAGE / U						
	609036M	2022Q1	1	5.00	\$2,500	\$500.00	\$1,150.00
		2022Q2	2	4.00	\$9,482	\$2,370.50	\$2,523.50
			3	9.00	\$11,982	\$1,331.33	\$1,760.44
	BEAM GUIDE RAIL ANCHORAGE / U						
	609039M	2022Q1	1	25.00	\$27,500	\$1,100.00	\$1,600.00
		2022Q2	4	46.00	\$83,400	\$1,813.04	\$2,039.89
			5	71.00	\$110,900	\$1,561.97	\$1,885.00

WEIGHTED AVERAGE ITEM PRICE REPORT
 BY REGION, ITEM, AND QUARTER

REGION	ITEM	CALENDAR QUARTER	NUMBER OF OCCUR'S	TOTAL QUANTITY	TOTAL DOLLARS	AVERAGE AWARDED PRICE	AVERAGE OF LOW 3 BIDDERS
S	BEAM GUIDE RAIL POST / U						
	609042M	2022Q2	1	8.00	\$640	\$80.00	\$88.67
			1	8.00	\$640	\$80.00	\$88.67
	BEAM GUIDE RAIL POST, 9' LONG / U						
	609050M	2022Q2	1	56.00	\$5,544	\$99.00	\$70.33
			1	56.00	\$5,544	\$99.00	\$70.33
	BEAM GUIDE RAIL ELEMENT / LF						
	609054M	2022Q2	1	513.00	\$8,208	\$16.00	\$29.67
			1	513.00	\$8,208	\$16.00	\$29.67
	APPROACH GUIDE RAIL TRANSITION TL-3 / U						
	609059M	2022Q2	2	16.00	\$57,400	\$3,587.50	\$4,793.33
			2	16.00	\$57,400	\$3,587.50	\$4,793.33
	BEAM GUIDE RAIL BLOCKOUT / U						
	609060M	2022Q2	2	74.00	\$3,684	\$49.78	\$53.94
			2	74.00	\$3,684	\$49.78	\$53.94
	REMOVAL OF BEAM GUIDE RAIL / LF						
	609075M	2022Q2	4	17,691.00	\$55,613	\$3.14	\$4.28
			4	17,691.00	\$55,613	\$3.14	\$4.28
	BEAM GUIDE RAIL, HYBRID / LF						
	609083M	2022Q2	1	138.00	\$14,490	\$105.00	\$295.00
			1	138.00	\$14,490	\$105.00	\$295.00

WEIGHTED AVERAGE ITEM PRICE REPORT
 BY REGION, ITEM, AND QUARTER

REGION	ITEM	CALENDAR QUARTER	NUMBER OF OCCUR'S	TOTAL QUANTITY	TOTAL DOLLARS	AVERAGE AWARDED PRICE	AVERAGE OF LOW 3 BIDDERS
S	MODIFIED THRIE BEAM GUIDE RAIL, 14" BLKT / U						
	609098M	2022Q2	1	3.00	\$240	\$80.00	\$660.00
			1	3.00	\$240	\$80.00	\$660.00

	TRAFFIC STRIPES, 4" / LF						
	610003M	2021Q4	3	6,532,079.00	\$2,902,623	\$0.44	\$0.43
		2022Q1	5	772,311.00	\$331,913	\$0.43	\$0.53
		2022Q2	7	761,301.00	\$501,563	\$0.66	\$1.23
			15	8,065,691.00	\$3,736,099	\$0.46	\$0.52

	TRAFFIC STRIPES, 6" / LF						
	610006M	2021Q4	1	1,123,780.00	\$516,939	\$0.46	\$0.57
		2022Q1	2	75,000.00	\$750	\$0.01	\$0.01
			3	1,198,780.00	\$517,689	\$0.43	\$0.53

	TRAFFIC STRIPES, 8" / LF						
	610007M	2021Q4	1	379,662.00	\$307,526	\$0.81	\$1.17
		2022Q1	5	58,246.00	\$20,287	\$0.35	\$0.71
		2022Q2	2	3,729.00	\$5,978	\$1.60	\$1.84
			8	441,637.00	\$333,790	\$0.76	\$1.11

	TRAFFIC MARKINGS, SYMBOLS / SF						
	610008M	2021Q4	2	1,270.00	\$10,868	\$8.56	\$7.85
			2	1,270.00	\$10,868	\$8.56	\$7.85

	TRAFFIC MARKINGS / SF						
	610009M	2022Q2	3	79,708.00	\$3,399	\$0.04	\$2.84
			3	79,708.00	\$3,399	\$0.04	\$2.84

WEIGHTED AVERAGE ITEM PRICE REPORT
 BY REGION, ITEM, AND QUARTER

REGION	ITEM	CALENDAR QUARTER	NUMBER OF OCCUR'S	TOTAL QUANTITY	TOTAL DOLLARS	AVERAGE AWARDED PRICE	AVERAGE OF LOW 3 BIDDERS
S	RPM, MONO-DIRECTIONAL, WHITE LENS / U						
	610012M	2021Q4	3	2,070.00	\$79,708	\$38.51	\$46.01
		2022Q1	5	3,762.00	\$73,607	\$19.57	\$27.98
		2022Q2	4	3,020.00	\$108,197	\$35.83	\$36.96
			12	8,852.00	\$261,512	\$29.54	\$35.26
	TRAFFIC MARKING LINES, 4" / LF						
	610013M	2021Q4	1	50,000.00	\$500	\$0.01	\$1.25
		2022Q1	2	20,000.00	\$2,000	\$0.10	\$0.06
			3	70,000.00	\$2,500	\$0.04	\$0.91
	TRAFFIC MARKING LINES, 8" / LF						
	610014M	2021Q4	2	131,218.00	\$296,319	\$2.26	\$3.75
		2022Q1	5	14,775.00	\$10,637	\$0.72	\$1.45
		2022Q2	2	23,400.00	\$49,215	\$2.10	\$2.13
			9	169,393.00	\$356,171	\$2.10	\$3.33
	RPM, BI-DIRECTIONAL, WHITE LENS / U						
	610015M	2021Q4	1	20.00	\$20	\$1.00	\$25.33
		2022Q2	1	70.00	\$3,360	\$48.00	\$48.17
			2	90.00	\$3,380	\$37.56	\$43.09
	TRAFFIC MARKING LINES, 12" / LF						
	610016M	2022Q2	2	720.00	\$3,096	\$4.30	\$3.75
			2	720.00	\$3,096	\$4.30	\$3.75
	TRAFFIC MARKING LINES, 24" / LF						
	610017M	2021Q4	2	214,380.00	\$2,234,115	\$10.42	\$11.14

(item continued)

WEIGHTED AVERAGE ITEM PRICE REPORT
 BY REGION, ITEM, AND QUARTER

REGION	ITEM	CALENDAR QUARTER	NUMBER OF OCCUR'S	TOTAL QUANTITY	TOTAL DOLLARS	AVERAGE AWARDED PRICE	AVERAGE OF LOW 3 BIDDERS
S	TRAFFIC MARKING LINES, 24" / LF						
	610017M	2022Q1	5	10,616.00	\$78,566	\$7.40	\$5.85
		2022Q2	3	7,205.00	\$50,095	\$6.95	\$6.36
			10	232,201.00	\$2,362,775	\$10.18	\$10.75

	RPM, MONO-DIRECTIONAL, AMBER LENS / U						
	610018M	2021Q4	3	1,770.00	\$66,820	\$37.75	\$45.75
		2022Q1	5	2,416.00	\$30,238	\$12.52	\$25.64
		2022Q2	3	1,535.00	\$53,147	\$34.62	\$59.57
			11	5,721.00	\$150,205	\$26.25	\$40.97

	RPM, BI-DIRECTIONAL, AMBER LENS / U						
	610021M	2021Q4	2	1,020.00	\$34,600	\$33.92	\$44.48
		2022Q1	5	3,262.00	\$41,627	\$12.76	\$26.19
		2022Q2	6	2,157.00	\$91,681	\$42.50	\$46.36
			13	6,439.00	\$167,909	\$26.08	\$35.84

	REMOVAL OF RPM / U						
	610024M	2021Q4	3	2,880.00	\$112,600	\$39.10	\$17.78
		2022Q1	5	9,440.00	\$7,785	\$0.82	\$1.80
		2022Q2	6	6,501.00	\$291,257	\$44.80	\$33.75
			14	18,821.00	\$411,642	\$21.87	\$15.28

	REMOVAL AND REPLACEMENT OF RPM LENS / U						
	610027M	2021Q4	1	63,000.00	\$1,067,850	\$16.95	\$16.98
			1	63,000.00	\$1,067,850	\$16.95	\$16.98

	RUMBLE STRIP / LF						
	610033M	2021Q4	1	80,050.00	\$31,220	\$0.39	\$0.39

(item continued)

WEIGHTED AVERAGE ITEM PRICE REPORT
 BY REGION, ITEM, AND QUARTER

REGION	ITEM	CALENDAR QUARTER	NUMBER OF OCCUR'S	TOTAL QUANTITY	TOTAL DOLLARS	AVERAGE AWARDED PRICE	AVERAGE OF LOW 3 BIDDERS
S	RUMBLE STRIP / LF						
	610033M	2022Q1	5	73,382.00	\$120,028	\$1.64	\$2.92
		2022Q2	5	214,654.00	\$124,700	\$0.58	\$6.18
			11	368,086.00	\$275,947	\$0.75	\$4.27

	REMOVAL OF TRAFFIC STRIPES / LF						
	610036M	2021Q4	2	712,650.00	\$314,488	\$0.44	\$0.45
		2022Q1	5	22,016.00	\$6,316	\$0.29	\$0.50
		2022Q2	6	569,834.00	\$544,260	\$0.96	\$0.90
			13	1,304,500.00	\$865,064	\$0.66	\$0.64

	REMOVAL OF RUMBLE STRIP / LF						
	610038M	2022Q2	1	4,580.00	\$29,770	\$6.50	\$11.83
			1	4,580.00	\$29,770	\$6.50	\$11.83

	REMOVAL OF TRAFFIC MARKINGS / SF						
	610039M	2021Q4	2	45,216.00	\$81,812	\$1.81	\$2.02
		2022Q1	4	1,600.00	\$2,260	\$1.41	\$1.62
		2022Q2	3	102,627.00	\$120,428	\$1.17	\$2.21
			9	149,443.00	\$204,500	\$1.37	\$2.15

	BOLLARD / U						
	610045M	2022Q2	1	33.00	\$22,275	\$675.00	\$791.67
			1	33.00	\$22,275	\$675.00	\$791.67

	TRAFFIC MARKINGS SYMBOLS / SF						
	610060M	2021Q4	1	89,531.00	\$716,248	\$8.00	\$10.17

(item continued)

WEIGHTED AVERAGE ITEM PRICE REPORT
 BY REGION, ITEM, AND QUARTER

REGION	ITEM	CALENDAR QUARTER	NUMBER OF OCCUR'S	TOTAL QUANTITY	TOTAL DOLLARS	AVERAGE AWARDED PRICE	AVERAGE OF LOW 3 BIDDERS
S	TRAFFIC MARKINGS SYMBOLS / SF						
	610060M	2022Q1	5	7,060.00	\$30,698	\$4.35	\$5.96
		2022Q2	3	5,334.00	\$45,989	\$8.62	\$9.31
			9	101,925.00	\$792,935	\$7.78	\$9.83

	CRASH CUSH, COMP BAR, TYPE 3, NARROW / U						
	611312M	2022Q2	2	4.00	\$112,000	\$28,000.00	\$44,341.67
			2	4.00	\$112,000	\$28,000.00	\$44,341.67

	CRASH CUSHION, LOW MAINTENANCE, COMPRESS / U						
	611348M	2022Q2	1	1.00	\$35,000	\$35,000.00	\$49,200.00
			1	1.00	\$35,000	\$35,000.00	\$49,200.00

	REGULATORY AND WARNING SIGN / SF						
	612003P	2022Q2	4	1,676.00	\$64,760	\$38.64	\$43.20
			4	1,676.00	\$64,760	\$38.64	\$43.20

	GUIDE SIGN, TYPE GA, BREAKAWAY SUPPORTS / SF						
	612009P	2022Q2	1	1,300.00	\$31,200	\$24.00	\$34.50
			1	1,300.00	\$31,200	\$24.00	\$34.50

	RELOCATE SIGN, TYPE SSL / SF						
	612020P	2022Q2	1	25.00	\$1,000	\$40.00	\$95.00
			1	25.00	\$1,000	\$40.00	\$95.00

	RELOCATE SIGN / U						
	612021M	2022Q2	1	15.00	\$5,250	\$350.00	\$313.33
			1	15.00	\$5,250	\$350.00	\$313.33

WEIGHTED AVERAGE ITEM PRICE REPORT
 BY REGION, ITEM, AND QUARTER

REGION	ITEM	CALENDAR QUARTER	NUMBER OF OCCUR'S	TOTAL QUANTITY	TOTAL DOLLARS	AVERAGE AWARDED PRICE	AVERAGE OF LOW 3 BIDDERS
S	CUSTOM SIGN / SF						
	612032P	2022Q2	1	12.00	\$540	\$45.00	\$43.00
			1	12.00	\$540	\$45.00	\$43.00

	10" DUCTILE IRON WATER PIPE, CLASS 52 / LF						
	651060P	2022Q2	1	557.00	\$334,200	\$600.00	\$393.33
			1	557.00	\$334,200	\$600.00	\$393.33

	WATER SERVICE CONNECTION / U						
	651243M	2022Q2	1	2.00	\$10,400	\$5,200.00	\$5,200.00
			1	2.00	\$10,400	\$5,200.00	\$5,200.00

	RESET WATER VALVE BOX / U						
	651255M	2022Q1	5	254.00	\$1,652	\$6.50	\$19.92
			5	254.00	\$1,652	\$6.50	\$19.92

	SEPTIC SYSTEM / LS						
	652443P	2022Q2	1	1.00	\$35,000	\$35,000.00	\$78,333.33
			1	1.00	\$35,000	\$35,000.00	\$78,333.33

	RESET GAS VALVE BOX / U						
	653084M	2022Q1	5	246.00	\$952	\$3.87	\$18.63
			5	246.00	\$952	\$3.87	\$18.63

	ELECTRICAL CONDUIT / LF						
	654003P	2022Q2	1	470.00	\$101,050	\$215.00	\$244.00
			1	470.00	\$101,050	\$215.00	\$244.00

WEIGHTED AVERAGE ITEM PRICE REPORT
 BY REGION, ITEM, AND QUARTER

REGION	ITEM	CALENDAR QUARTER	NUMBER OF OCCUR'S	TOTAL QUANTITY	TOTAL DOLLARS	AVERAGE AWARDED PRICE	AVERAGE OF LOW 3 BIDDERS
S	ELECTRIC RISER / U						
	654027M	2022Q2	1	3.00	\$3,000	\$1,000.00	\$2,333.33
			1	3.00	\$3,000	\$1,000.00	\$2,333.33
	ELECTRICAL MANHOLE / U						
	654030M	2022Q2	1	2.00	\$240,000	\$120,000	\$100,667
			1	2.00	\$240,000	\$120,000	\$100,667
	CONCRETE ENCASED DUCT BANK, 2-5" PVC / LF						
	654060P	2022Q2	1	385.00	\$134,750	\$350.00	\$291.67
			1	385.00	\$134,750	\$350.00	\$291.67
	CONCRETE ENCASED DUCT BANK, 12-5" PVC / LF						
	654065P	2022Q2	1	563.00	\$309,650	\$550.00	\$610.00
			1	563.00	\$309,650	\$550.00	\$610.00
	UTILITY PIPE SUPPORT / LS						
	657005P	2022Q2	1	1.00	\$25,000	\$25,000.00	\$39,346.67
			1	1.00	\$25,000	\$25,000.00	\$39,346.67
	3/4" RIGID METALLIC CONDUIT / LF						
	701006P	2022Q2	4	12.00	\$1,800	\$150.00	\$133.33
			4	12.00	\$1,800	\$150.00	\$133.33
	2" RIGID METALLIC CONDUIT / LF						
	701015P	2022Q2	1	48.00	\$6,000	\$125.00	\$85.00
			1	48.00	\$6,000	\$125.00	\$85.00

WEIGHTED AVERAGE ITEM PRICE REPORT
 BY REGION, ITEM, AND QUARTER

REGION	ITEM	CALENDAR QUARTER	NUMBER OF OCCUR'S	TOTAL QUANTITY	TOTAL DOLLARS	AVERAGE AWARDED PRICE	AVERAGE OF LOW 3 BIDDERS
S	3" RIGID METALLIC CONDUIT / LF						
	701021P	2022Q2	5	1,925.00	\$140,875	\$73.18	\$82.83
			5	1,925.00	\$140,875	\$73.18	\$82.83
	2" RIGID NONMETALLIC CONDUIT / LF						
	701027P	2022Q2	2	70.00	\$10,500	\$150.00	\$147.36
			2	70.00	\$10,500	\$150.00	\$147.36
	FIBERGLASS CONDUIT / LF						
	701091P	2022Q2	1	1,405.00	\$56,200	\$40.00	\$101.33
			1	1,405.00	\$56,200	\$40.00	\$101.33
	18" X 36" JUNCTION BOX / U						
	701102M	2022Q1	1	2.00	\$8,400	\$4,200.00	\$4,400.00
		2022Q2	3	16.00	\$41,300	\$2,581.25	\$3,090.21
			4	18.00	\$49,700	\$2,761.11	\$3,235.74
	18" X 8" X 6" METAL JUNCTION BOX / U						
	701112M	2022Q2	4	8.00	\$38,600	\$4,825.00	\$6,475.00
			4	8.00	\$38,600	\$4,825.00	\$6,475.00
	JUNCTION BOX FOUNDATION / U						
	701117M	2022Q2	2	2.00	\$6,250	\$3,125.00	\$3,468.33
			2	2.00	\$6,250	\$3,125.00	\$3,468.33
	FOUNDATION, TYPE SFT / U						
	701123M	2022Q2	2	3.00	\$7,670	\$2,556.67	\$2,837.78
			2	3.00	\$7,670	\$2,556.67	\$2,837.78

WEIGHTED AVERAGE ITEM PRICE REPORT
 BY REGION, ITEM, AND QUARTER

REGION	ITEM	CALENDAR QUARTER	NUMBER OF OCCUR'S	TOTAL QUANTITY	TOTAL DOLLARS	AVERAGE AWARDED PRICE	AVERAGE OF LOW 3 BIDDERS
S	FOUNDATION, TYPE P-MC MODIFIED / U						
	701128M	2022Q2	1	1.00	\$5,500	\$5,500.00	\$6,270.00
			1	1.00	\$5,500	\$5,500.00	\$6,270.00
	FOUNDATION, TYPE SPF / U						
	701135M	2022Q2	2	5.00	\$10,100	\$2,020.00	\$2,317.33
			2	5.00	\$10,100	\$2,020.00	\$2,317.33
	BORING FOR FOUNDATION, STF 50 FOOT ARM / U						
	701136M	2022Q2	1	2.00	\$12,000	\$6,000.00	\$7,766.67
			1	2.00	\$12,000	\$6,000.00	\$7,766.67
	FOUNDATION, STF FOR GREATER THAN 50 FOOT / LF						
	701137M	2022Q2	1	2.00	\$8,480	\$4,240.00	\$12,146.67
			1	2.00	\$8,480	\$4,240.00	\$12,146.67
	FOUNDATION, TYPE SFK / U						
	701144M	2022Q2	2	4.00	\$11,300	\$2,825.00	\$3,295.00
			2	4.00	\$11,300	\$2,825.00	\$3,295.00
	METER CABINET, TYPE TL / U						
	701171M	2022Q2	2	2.00	\$9,300	\$4,650.00	\$4,523.33
			2	2.00	\$9,300	\$4,650.00	\$4,523.33
	GROUND WIRE, NO. 8 AWG / LF						
	701192P	2022Q2	2	962.00	\$1,870	\$1.94	\$1.57
			2	962.00	\$1,870	\$1.94	\$1.57

WEIGHTED AVERAGE ITEM PRICE REPORT
 BY REGION, ITEM, AND QUARTER

REGION	ITEM	CALENDAR QUARTER	NUMBER OF OCCUR'S	TOTAL QUANTITY	TOTAL DOLLARS	AVERAGE AWARDED PRICE	AVERAGE OF LOW 3 BIDDERS
S	MULTIPLE LIGHTING WIRE, NO. 8 AWG / LF						
	701201P	2022Q2	2	1,942.00	\$5,457	\$2.81	\$1.92
			2	1,942.00	\$5,457	\$2.81	\$1.92
	SERVICE WIRE, NO. 2 AWG / LF						
	701210P	2022Q2	1	205.00	\$1,025	\$5.00	\$21.67
			1	205.00	\$1,025	\$5.00	\$21.67
	SERVICE WIRE, NO. 6 AWG / LF						
	701213P	2022Q2	2	342.00	\$1,005	\$2.94	\$3.42
			2	342.00	\$1,005	\$2.94	\$3.42
	CONTROLLER, 8 PHASE / U						
	702009M	2022Q2	2	2.00	\$34,500	\$17,250.00	\$18,773.33
			2	2.00	\$34,500	\$17,250.00	\$18,773.33
	TRAFFIC SIGNAL STANDARD, ALUMINUM / U						
	702012M	2022Q2	2	7.00	\$25,580	\$3,654.29	\$3,970.00
			2	7.00	\$25,580	\$3,654.29	\$3,970.00
	SIGNAL STANDARD GREATER 50 FOOT, STEEL / U						
	702014M	2022Q2	1	2.00	\$37,490	\$18,745.00	\$19,575.00
			1	2.00	\$37,490	\$18,745.00	\$19,575.00
	PEDESTRIAN SIGNAL STANDARD / U						
	702018M	2022Q2	2	5.00	\$5,300	\$1,060.00	\$1,078.93
			2	5.00	\$5,300	\$1,060.00	\$1,078.93

WEIGHTED AVERAGE ITEM PRICE REPORT
 BY REGION, ITEM, AND QUARTER

REGION	ITEM	CALENDAR QUARTER	NUMBER OF OCCUR'S	TOTAL QUANTITY	TOTAL DOLLARS	AVERAGE AWARDED PRICE	AVERAGE OF LOW 3 BIDDERS
S	TRAFFIC SIGNAL MAST ARM, ALUMINUM / U						
	702021M	2022Q2	2	4.00	\$15,200	\$3,800.00	\$3,478.33
			2	4.00	\$15,200	\$3,800.00	\$3,478.33
	TRAFFIC ARM GREATER THAN 50 FOOT, STEEL / U						
	702025M	2022Q2	1	2.00	\$70,600	\$35,300.00	\$34,713.33
			1	2.00	\$70,600	\$35,300.00	\$34,713.33
	TRAFFIC SIGNAL CABLE, 2 CONDUCTOR / LF						
	702027P	2022Q2	2	1,464.00	\$3,017	\$2.06	\$1.58
			2	1,464.00	\$3,017	\$2.06	\$1.58
	TRAFFIC SIGNAL CABLE, 5 CONDUCTOR / LF						
	702030P	2022Q2	2	2,067.00	\$5,364	\$2.60	\$2.25
			2	2,067.00	\$5,364	\$2.60	\$2.25
	TRAFFIC SIGNAL CABLE, 10 CONDUCTOR / LF						
	702033P	2022Q2	2	3,353.00	\$12,654	\$3.77	\$4.21
			2	3,353.00	\$12,654	\$3.77	\$4.21
	TRAFFIC SIGNAL HEAD / U						
	702036M	2022Q2	2	24.00	\$34,400	\$1,433.33	\$1,551.11
			2	24.00	\$34,400	\$1,433.33	\$1,551.11
	PUSH BUTTON INSTALLATION / U						
	702038M	2022Q2	1	1.00	\$2,400	\$2,400.00	\$2,783.33
			1	1.00	\$2,400	\$2,400.00	\$2,783.33

WEIGHTED AVERAGE ITEM PRICE REPORT
 BY REGION, ITEM, AND QUARTER

REGION	ITEM	CALENDAR QUARTER	NUMBER OF OCCUR'S	TOTAL QUANTITY	TOTAL DOLLARS	AVERAGE AWARDED PRICE	AVERAGE OF LOW 3 BIDDERS
S	PEDESTRIAN SIGNAL HEAD / U						
	702039M	2022Q2	2	8.00	\$7,540	\$942.50	\$1,051.67
			2	8.00	\$7,540	\$942.50	\$1,051.67
	PUSH BUTTON / U						
	702042M	2022Q2	2	6.00	\$2,780	\$463.33	\$453.44
			2	6.00	\$2,780	\$463.33	\$453.44
	RADAR DETECTOR / U						
	702046M	2022Q2	2	6.00	\$54,360	\$9,060.00	\$9,497.78
			2	6.00	\$54,360	\$9,060.00	\$9,497.78
	GENERATOR AUXILIARY CABINET / U						
	702050M	2022Q2	2	2.00	\$16,045	\$8,022.50	\$7,975.83
			2	2.00	\$16,045	\$8,022.50	\$7,975.83
	INTERIM TRAFFIC SIGNAL SYSTEM, LOCATION / LS						
	702057M	2022Q2	1	1.00	\$14,300	\$14,300.00	\$33,616.67
			1	1.00	\$14,300	\$14,300.00	\$33,616.67
	CONTROLLER TURN-ON / U						
	702060M	2022Q2	2	2.00	\$17,600	\$8,800.00	\$6,483.33
			2	2.00	\$17,600	\$8,800.00	\$6,483.33
	LIGHTING STANDARD ALUMINUM / U						
	703003M	2022Q2	2	2.00	\$5,225	\$2,612.50	\$2,815.83
			2	2.00	\$5,225	\$2,612.50	\$2,815.83

WEIGHTED AVERAGE ITEM PRICE REPORT
 BY REGION, ITEM, AND QUARTER

REGION	ITEM	CALENDAR QUARTER	NUMBER OF OCCUR'S	TOTAL QUANTITY	TOTAL DOLLARS	AVERAGE AWARDED PRICE	AVERAGE OF LOW 3 BIDDERS
S	LUMINAIRE / U						
	703018M	2022Q2	2	6.00	\$14,520	\$2,420.00	\$2,353.33
			2	6.00	\$14,520	\$2,420.00	\$2,353.33

	WIM ROADWAY DEVICES 1 LANES / U						
	704189M	2022Q1	1	4.00	\$100,000	\$25,000.00	\$25,750.00
		2022Q2	1	6.00	\$272,326	\$45,387.60	\$45,387.60
			2	10.00	\$372,326	\$37,232.56	\$37,532.56

	SELECTIVE CLEARING / SY						
	801012M	2022Q2	1	2,276.00	\$91,040	\$40.00	\$39.67
			1	2,276.00	\$91,040	\$40.00	\$39.67

	TRIMMING EXISTING TREE, OVER 6" TO 12" D / U						
	802003M	2022Q1	1	25.00	\$625	\$25.00	\$72.50
			1	25.00	\$625	\$25.00	\$72.50

	TRIMMING EXISTING TREE, OVER 12" TO 18" / U						
	802006M	2022Q1	1	3.00	\$75	\$25.00	\$72.50
			1	3.00	\$75	\$25.00	\$72.50

	TRIMMING EXISTING TREE, OVER 18" TO 24" / U						
	802009M	2022Q1	1	3.00	\$75	\$25.00	\$72.50
			1	3.00	\$75	\$25.00	\$72.50

	TRIMMING EXISTING TREE, OVER 24" TO 30" / U						
	802012M	2022Q1	1	3.00	\$75	\$25.00	\$72.50
			1	3.00	\$75	\$25.00	\$72.50

WEIGHTED AVERAGE ITEM PRICE REPORT
 BY REGION, ITEM, AND QUARTER

REGION	ITEM	CALENDAR QUARTER	NUMBER OF OCCUR'S	TOTAL QUANTITY	TOTAL DOLLARS	AVERAGE AWARDED PRICE	AVERAGE OF LOW 3 BIDDERS
S	TRIMMING EXISTING TREE, OVER 30" TO 36" / U						
	802015M	2022Q1	1	3.00	\$75	\$25.00	\$72.50
			1	3.00	\$75	\$25.00	\$72.50
	TRIMMING EXISTING TREE, OVER 36" DIAMETE / U						
	802018M	2022Q1	1	3.00	\$75	\$25.00	\$72.50
			1	3.00	\$75	\$25.00	\$72.50
	TREE REMOVAL, OVER 6" TO 12" DIAMETER / U						
	802021M	2022Q1	1	25.00	\$1,250	\$50.00	\$175.00
			1	25.00	\$1,250	\$50.00	\$175.00
	TREE REMOVAL, OVER 12" TO 18" DIAMETER / U						
	802024M	2022Q1	1	3.00	\$300	\$100.00	\$200.00
			1	3.00	\$300	\$100.00	\$200.00
	TREE REMOVAL, OVER 18" TO 24" DIAMETER / U						
	802027M	2022Q1	1	3.00	\$750	\$250.00	\$275.00
			1	3.00	\$750	\$250.00	\$275.00
	TREE REMOVAL, OVER 24" TO 30" DIAMETER / U						
	802030M	2022Q1	1	3.00	\$1,800	\$600.00	\$450.00
			1	3.00	\$1,800	\$600.00	\$450.00
	TREE REMOVAL, OVER 30" TO 36" DIAMETER / U						
	802033M	2022Q1	1	3.00	\$2,700	\$900.00	\$600.00

(item continued)

WEIGHTED AVERAGE ITEM PRICE REPORT
 BY REGION, ITEM, AND QUARTER

REGION	ITEM	CALENDAR QUARTER	NUMBER OF OCCUR'S	TOTAL QUANTITY	TOTAL DOLLARS	AVERAGE AWARDED PRICE	AVERAGE OF LOW 3 BIDDERS
S	TREE REMOVAL, OVER 30" TO 36" DIAMETER / U						
	802033M	2022Q2	1	1.00	\$3,000	\$3,000.00	\$5,150.00
			2	4.00	\$5,700	\$1,425.00	\$1,737.50
	TREE REMOVAL, OVER 36" DIAMETER / U						
	802036M	2022Q1	1	3.00	\$3,300	\$1,100.00	\$700.00
			1	3.00	\$3,300	\$1,100.00	\$700.00
	TOPSOIL SPREADING ___" THICK / SY						
	804000P	2022Q1	5	13,064.00	\$9,216	\$0.71	\$1.69
		2022Q2	4	7,185.00	\$41,925	\$5.84	\$6.34
			9	20,249.00	\$51,141	\$2.53	\$3.34
	BORROW TOPSOIL / CY						
	804015P	2022Q1	5	2,830.00	\$8,255	\$2.92	\$19.83
		2022Q2	4	1,228.00	\$61,790	\$50.32	\$49.01
			9	4,058.00	\$70,045	\$17.26	\$28.66
	TURF REPAIR STRIP / LF						
	805003M	2022Q1	5	16,000.00	\$14,100	\$0.88	\$3.33
		2022Q2	4	5,558.00	\$149,887	\$26.97	\$63.48
			9	21,558.00	\$163,987	\$7.61	\$18.84
	STABILIZED TURF / SY						
	805005M	2021Q4	1	858.00	\$63,209	\$73.67	\$73.67
		2022Q2	1	199.00	\$21,038	\$105.72	\$105.72
			2	1,057.00	\$84,247	\$79.70	\$79.70

WEIGHTED AVERAGE ITEM PRICE REPORT
 BY REGION, ITEM, AND QUARTER

REGION	ITEM	CALENDAR QUARTER	NUMBER OF OCCUR'S	TOTAL QUANTITY	TOTAL DOLLARS	AVERAGE AWARDED PRICE	AVERAGE OF LOW 3 BIDDERS
S	FERTILIZING AND SEEDING, TYPE A / SY						
	806003P	2022Q1	2	10,000.00	\$100	\$0.01	\$0.01
			2	10,000.00	\$100	\$0.01	\$0.01
	FERTILIZING AND SEEDING, TYPE A-3 / SY						
	806006P	2022Q1	3	3,064.00	\$1,151	\$0.38	\$1.00
		2022Q2	3	7,015.00	\$9,026	\$1.29	\$1.76
			6	10,079.00	\$10,177	\$1.01	\$1.53
	FERTILIZING AND SEEDING, TYPE F / SY						
	806018P	2022Q2	2	309.00	\$179	\$0.58	\$1.80
			2	309.00	\$179	\$0.58	\$1.80
	FERTILIZING AND SEEDING, TYPE PINELANDS / SY						
	806027P	2022Q2	1	50.00	\$100	\$2.00	\$9.50
			1	50.00	\$100	\$2.00	\$9.50
	FERTILIZING AND SEEDING, LOW MAINTENANCE / SY						
	806033P	2022Q2	1	157.00	\$785	\$5.00	\$5.33
			1	157.00	\$785	\$5.00	\$5.33
	TOPSOIL STABILIZATION, TYPE 1 MAT / SY						
	807003M	2022Q2	1	10.00	\$40	\$4.00	\$7.17
			1	10.00	\$40	\$4.00	\$7.17
	STRAW MULCHING / SY						
	809003M	2022Q1	5	13,064.00	\$340	\$0.03	\$0.33

(item continued)

WEIGHTED AVERAGE ITEM PRICE REPORT
 BY REGION, ITEM, AND QUARTER

REGION	ITEM	CALENDAR QUARTER	NUMBER OF OCCUR'S	TOTAL QUANTITY	TOTAL DOLLARS	AVERAGE AWARDED PRICE	AVERAGE OF LOW 3 BIDDERS
S	STRAW MULCHING / SY						
	809003M	2022Q2	3	6,772.00	\$5,789	\$0.85	\$1.11
			8	19,836.00	\$6,129	\$0.31	\$0.60
	FIBER MULCHING / SY						
	809006M	2022Q2	1	450.00	\$1,800	\$4.00	\$4.67
			1	450.00	\$1,800	\$4.00	\$4.67
	MISCELLANEOUS CONCRETE / CY						
	903006M	2022Q1	1	20.00	\$5,000	\$250.00	\$500.00
			1	20.00	\$5,000	\$250.00	\$500.00
	INSPECTION OF UNITS / U						
	MMA001M	2022Q1	1	15.00	\$15,000	\$1,000.00	\$1,000.00
			1	15.00	\$15,000	\$1,000.00	\$1,000.00
	BRIDGE HEADER REPAIR / LF						
	MMB070M	2021Q4	1	2,200.00	\$209,000	\$95.00	\$138.33
			1	2,200.00	\$209,000	\$95.00	\$138.33
	CONCRETE BALUSTRADE REPAIR / LF						
	MMB076M	2021Q4	1	1,000.00	\$100,000	\$100.00	\$148.33
			1	1,000.00	\$100,000	\$100.00	\$148.33
	REPAIR CONCRETE CURB / LF						
	MMB077M	2021Q4	1	1,000.00	\$112,000	\$112.00	\$129.00
			1	1,000.00	\$112,000	\$112.00	\$129.00

WEIGHTED AVERAGE ITEM PRICE REPORT
 BY REGION, ITEM, AND QUARTER

REGION	ITEM	CALENDAR QUARTER	NUMBER OF OCCUR'S	TOTAL QUANTITY	TOTAL DOLLARS	AVERAGE AWARDED PRICE	AVERAGE OF LOW 3 BIDDERS
S	FLOODLIGHTS FOR NIGHTTIME OPERATION / U						
	MMB085M	2021Q4	1	8.00	\$8,000	\$1,000.00	\$683.33
			1	8.00	\$8,000	\$1,000.00	\$683.33
	DECK CORROSION INHIBITOR / SY						
	MMB086M	2021Q4	1	300,000.00	\$1,650,000	\$5.50	\$7.08
			1	300,000.00	\$1,650,000	\$5.50	\$7.08
	DECK JOINT RESEAL (SILICON) / LF						
	MMB087M	2021Q4	1	5,500.00	\$231,000	\$42.00	\$86.17
			1	5,500.00	\$231,000	\$42.00	\$86.17
	BRIDGE DECK CRACK SEALING / LF						
	MMB088M	2021Q4	1	5,000.00	\$27,500	\$5.50	\$17.83
			1	5,000.00	\$27,500	\$5.50	\$17.83
	DECK JOINT REPAIR / LF						
	MMB089M	2021Q4	1	1,000.00	\$195,000	\$195.00	\$265.00
			1	1,000.00	\$195,000	\$195.00	\$265.00
	DECK JOINT RESEAL (RUBBER ASPHALT) / LF						
	MMB090M	2021Q4	1	2,500.00	\$45,000	\$18.00	\$11.33
			1	2,500.00	\$45,000	\$18.00	\$11.33
	FORCE ACCOUNT LABOR, EQUIPMENT & MATERIA / DOLL						
	MMB091M	2022Q1	1	80,000.00	\$80,000	\$1.00	\$1.00
			1	80,000.00	\$80,000	\$1.00	\$1.00

WEIGHTED AVERAGE ITEM PRICE REPORT
 BY REGION, ITEM, AND QUARTER

REGION	ITEM	CALENDAR QUARTER	NUMBER OF OCCUR'S	TOTAL QUANTITY	TOTAL DOLLARS	AVERAGE AWARDED PRICE	AVERAGE OF LOW 3 BIDDERS
S	CREW COORDINATOR / HOUR						
	MMB092M	2021Q4	4	440.00	\$55,000	\$125.00	\$125.00
			4	440.00	\$55,000	\$125.00	\$125.00
	POWER TOOL CLEANING AND PAINTING / SF						
	MMB135M	2021Q4	1	10,000.00	\$380,000	\$38.00	\$61.33
			1	10,000.00	\$380,000	\$38.00	\$61.33
	LANE CLOSURES / HOUR						
	MMB172M	2021Q4	5	12,400.00	\$617,589	\$49.81	\$53.83
			5	12,400.00	\$617,589	\$49.81	\$53.83
	SOLID WASTE DISPOSAL / DOLL						
	MMB173M	2021Q4	5	66,000.00	\$66,000	\$1.00	\$1.00
			5	66,000.00	\$66,000	\$1.00	\$1.00
	REPAIR CATEGORY "A" / HOUR						
	MMB181M	2022Q1	1	120.00	\$156,000	\$1,300.00	\$1,266.67
			1	120.00	\$156,000	\$1,300.00	\$1,266.67
	DIVING CREW / HOUR						
	MMB185M	2021Q4	1	1,400.00	\$504,252	\$360.18	\$371.39
			1	1,400.00	\$504,252	\$360.18	\$371.39
	LABOR CREW / HOUR						
	MMB186M	2021Q4	13	19,425.00	\$10,503,005	\$540.70	\$591.57
			13	19,425.00	\$10,503,005	\$540.70	\$591.57

WEIGHTED AVERAGE ITEM PRICE REPORT
 BY REGION, ITEM, AND QUARTER

REGION	ITEM	CALENDAR QUARTER	NUMBER OF OCCUR'S	TOTAL QUANTITY	TOTAL DOLLARS	AVERAGE AWARDED PRICE	AVERAGE OF LOW 3 BIDDERS
S	RAILROAD SERVICES / DOLL						
	MMB188M	2021Q4	1	250,000.00	\$250,000	\$1.00	\$1.00
			1	250,000.00	\$250,000	\$1.00	\$1.00
	BRIDGE DECK POWER WASHING / SY						
	MMB201M	2021Q4	1	600,000.00	\$1,200,000	\$2.00	\$2.33
			1	600,000.00	\$1,200,000	\$2.00	\$2.33
	METHACRYLATE FLOOD COAT / SY						
	MMB203M	2021Q4	1	30,000.00	\$1,440,000	\$48.00	\$57.67
			1	30,000.00	\$1,440,000	\$48.00	\$57.67
	FLEXIBLE DELINEATORS, PARAPET MOUNTED / U						
	MMB215M	2021Q4	1	1,000.00	\$32,000	\$32.00	\$34.00
			1	1,000.00	\$32,000	\$32.00	\$34.00
	CLEARING SITE / MILE						
	MMD035M	2021Q4	1	1,250.00	\$475,000	\$380.00	\$166.67
			1	1,250.00	\$475,000	\$380.00	\$166.67
	RETROFIT COVER PLATE FOR INLET CURB PIEC / U						
	MMD042M	2022Q1	3	34.00	\$7,000	\$205.88	\$400.24
			3	34.00	\$7,000	\$205.88	\$400.24
	RADAR DETECTION SYSTEM, 1 RADAR / U						
	MME143M	2022Q1	1	1.00	\$10,500	\$10,500.00	\$9,953.33
			1	1.00	\$10,500	\$10,500.00	\$9,953.33

WEIGHTED AVERAGE ITEM PRICE REPORT
 BY REGION, ITEM, AND QUARTER

REGION	ITEM	CALENDAR QUARTER	NUMBER OF OCCUR'S	TOTAL QUANTITY	TOTAL DOLLARS	AVERAGE AWARDED PRICE	AVERAGE OF LOW 3 BIDDERS
S	RADAR DETECTION SYSTEM, 2 RADAR / U						
	MME144M	2022Q1	3	13.00	\$252,000	\$19,384.62	\$19,434.21
			3	13.00	\$252,000	\$19,384.62	\$19,434.21
	RADAR DETECTION SYSTEM, 3 RADAR / U						
	MME145M	2022Q1	1	1.00	\$30,000	\$30,000.00	\$30,000.00
			1	1.00	\$30,000	\$30,000.00	\$30,000.00
	TRAFFIC CONTROL TRUCK WITH MOUNTED CRASH / DAY						
	MMG008M	2022Q1	2	1,000.00	\$10,000	\$10.00	\$6.25
			2	1,000.00	\$10,000	\$10.00	\$6.25
	E-Z PASS / DOLL						
	MMG009M	2021Q4	2	5,721.00	\$8,220	\$1.44	\$1.44
			2	5,721.00	\$8,220	\$1.44	\$1.44
	TELEPHONE SERVICE / DOLL						
	MMG010M	2021Q4	5	7,000.00	\$7,000	\$1.00	\$1.00
		2022Q1	1	1,000.00	\$1,000	\$1.00	\$1.00
			6	8,000.00	\$8,000	\$1.00	\$1.00
	FIELD OFFICE EQUIPMENT / DOLL						
	MMG018M	2022Q1	2	1,500.00	\$1,500	\$1.00	\$1.00
			2	1,500.00	\$1,500	\$1.00	\$1.00
	FIBER REINFORCED POLYMER CARBON WRAP / SF						
	MMG024M	2021Q4	1	7,500.00	\$150,000	\$20.00	\$93.33
			1	7,500.00	\$150,000	\$20.00	\$93.33

WEIGHTED AVERAGE ITEM PRICE REPORT
 BY REGION, ITEM, AND QUARTER

REGION	ITEM	CALENDAR QUARTER	NUMBER OF OCCUR'S	TOTAL QUANTITY	TOTAL DOLLARS	AVERAGE AWARDED PRICE	AVERAGE OF LOW 3 BIDDERS
S	OVERTIME DIFFERENTIAL (OD) / DOLL						
	MMG025M	2021Q4	5	245,000.00	\$245,000	\$1.00	\$1.00
			5	245,000.00	\$245,000	\$1.00	\$1.00
	STEEL POST FOR END TREATMENT / U						
	MMG030M	2022Q1	1	65.00	\$29,250	\$450.00	\$358.67
			1	65.00	\$29,250	\$450.00	\$358.67
	ATTACHMENT TO STRUCTURE / LF						
	MMG032M	2022Q1	2	25.00	\$1,015	\$40.60	\$110.40
			2	25.00	\$1,015	\$40.60	\$110.40
	ATTACHMENT TO STRUCTURE / U						
	MMG033M	2022Q1	1	10.00	\$10	\$1.00	\$70.67
			1	10.00	\$10	\$1.00	\$70.67
	RIPRAP STONE SLOPE PROTECTION / T						
	MMG036M	2022Q1	2	100.00	\$1	\$0.01	\$0.01
			2	100.00	\$1	\$0.01	\$0.01
	POLYMER STRUCTURAL WALE / LF						
	MMG039M	2021Q4	1	100.00	\$50,000	\$500.00	\$456.67
			1	100.00	\$50,000	\$500.00	\$456.67
	CONNECTING WALKWAY / LF						
	MMG041M	2021Q4	1	200.00	\$96,000	\$480.00	\$366.67
			1	200.00	\$96,000	\$480.00	\$366.67

WEIGHTED AVERAGE ITEM PRICE REPORT
 BY REGION, ITEM, AND QUARTER

REGION	ITEM	CALENDAR QUARTER	NUMBER OF OCCUR'S	TOTAL QUANTITY	TOTAL DOLLARS	AVERAGE AWARDED PRICE	AVERAGE OF LOW 3 BIDDERS
S	CLEAN TIDE CLEARANCE GAUGE / U						
	MMG045M	2021Q4	1	1,200.00	\$480,000	\$400.00	\$358.33
			1	1,200.00	\$480,000	\$400.00	\$358.33
	PARAPET AND BALUSTRADE CRACK SEALING / LF						
	MMG046M	2021Q4	1	1,000.00	\$25,000	\$25.00	\$46.67
			1	1,000.00	\$25,000	\$25.00	\$46.67
	CONCRETE PARAPET REPAIR / SF						
	MMG047M	2021Q4	1	500.00	\$82,500	\$165.00	\$151.67
			1	500.00	\$82,500	\$165.00	\$151.67
	RE-SEAL BASE PLATES / U						
	MMG049M	2021Q4	1	8,000.00	\$160,000	\$20.00	\$71.67
			1	8,000.00	\$160,000	\$20.00	\$71.67
	WORKER, TYPE "A" / HOUR						
	MMG054M	2021Q4	5	3,750.00	\$287,989	\$76.80	\$88.58
			5	3,750.00	\$287,989	\$76.80	\$88.58
	WORKER, TYPE "B" / HOUR						
	MMG057M	2021Q4	5	3,750.00	\$459,701	\$122.59	\$145.25
			5	3,750.00	\$459,701	\$122.59	\$145.25
	DISPOSAL OF REGULATED MATERIAL HAZARDOUS / DOLL						
	MMG064M	2021Q4	5	125,000.00	\$125,000	\$1.00	\$1.00
			5	125,000.00	\$125,000	\$1.00	\$1.00

WEIGHTED AVERAGE ITEM PRICE REPORT
 BY REGION, ITEM, AND QUARTER

REGION	ITEM	CALENDAR QUARTER	NUMBER OF OCCUR'S	TOTAL QUANTITY	TOTAL DOLLARS	AVERAGE AWARDED PRICE	AVERAGE OF LOW 3 BIDDERS
S	TRUCK DRIVER / HOUR						
	MMG078M	2021Q4	2	800.00	\$122,800	\$153.50	\$149.17
			2	800.00	\$122,800	\$153.50	\$149.17

	CONTAINMENT SYSTEM / LS						
	MMG082M	2021Q4	7	7.00	\$151,500	\$21,642.86	\$35,076.62
			7	7.00	\$151,500	\$21,642.86	\$35,076.62

	SSPC, BLAST/PRIME / LS						
	MMG083M	2021Q4	7	7.00	\$1,515,000	\$216,429	\$149,051
			7	7.00	\$1,515,000	\$216,429	\$149,051

	SSPC, STRIPE/INTERMEDIATE / LS						
	MMG084M	2021Q4	7	7.00	\$757,500	\$108,214	\$121,380
			7	7.00	\$757,500	\$108,214	\$121,380

	SSPC, FINISH / LS						
	MMG085M	2021Q4	7	7.00	\$484,800	\$69,257.14	\$101,762
			7	7.00	\$484,800	\$69,257.14	\$101,762

	TESTING, IF AND WHERE DIRECTED / DOLL						
	MMG086M	2021Q4	1	10,000.00	\$10,000	\$1.00	\$1.00
			1	10,000.00	\$10,000	\$1.00	\$1.00

	ADJUSTMENT FACTOR / PCT						
	MMG095M	2022Q2	1	6,500,000.00	\$5,508,100	\$0.85	\$0.87
			1	6,500,000.00	\$5,508,100	\$0.85	\$0.87

WEIGHTED AVERAGE ITEM PRICE REPORT
 BY REGION, ITEM, AND QUARTER

REGION	ITEM	CALENDAR QUARTER	NUMBER OF OCCUR'S	TOTAL QUANTITY	TOTAL DOLLARS	AVERAGE AWARDED PRICE	AVERAGE OF LOW 3 BIDDERS
S	CONSTRUCTION LAYOUT / DAY						
	MMR001M	2022Q1	2	40.00	\$1,500	\$37.50	\$19.25
			2	40.00	\$1,500	\$37.50	\$19.25
	SPECIAL MOBILIZATION / U						
	MMR005M	2022Q1	1	10.00	\$20,000	\$2,000.00	\$2,000.00
			1	10.00	\$20,000	\$2,000.00	\$2,000.00
	EMERGENCY MOBILIZATION / U						
	MMR006M	2022Q1	4	51.00	\$245,000	\$4,803.92	\$4,761.03
			4	51.00	\$245,000	\$4,803.92	\$4,761.03
	ATTACHMENT TO STRUCTURE, TYPE A / U						
	MMR047M	2022Q1	1	5.00	\$13,500	\$2,700.00	\$2,483.33
			1	5.00	\$13,500	\$2,700.00	\$2,483.33
	ATTACHMENT TO STRUCTURE, TYPE B / U						
	MMR048M	2022Q1	1	5.00	\$400	\$80.00	\$743.33
			1	5.00	\$400	\$80.00	\$743.33
	BUFFER END PIECES FOR END TREATMENTS / U						
	MMR055M	2022Q1	1	20.00	\$20	\$1.00	\$67.00
			1	20.00	\$20	\$1.00	\$67.00
	WOODEN POSTS FOR END TREATMENTS / U						
	MMR056M	2022Q1	1	25.00	\$2,500	\$100.00	\$125.00
			1	25.00	\$2,500	\$100.00	\$125.00

WEIGHTED AVERAGE ITEM PRICE REPORT
 BY REGION, ITEM, AND QUARTER

REGION	ITEM	CALENDAR QUARTER	NUMBER OF OCCUR'S	TOTAL QUANTITY	TOTAL DOLLARS	AVERAGE AWARDED PRICE	AVERAGE OF LOW 3 BIDDERS
S	RAIL ELEMENTS FOR END TREATMENTS / U						
	MMR057M	2022Q1	1	55.00	\$88,000	\$1,600.00	\$850.00
			1	55.00	\$88,000	\$1,600.00	\$850.00
	REFLECTIVE SHEETING FOR END TREATMENTS / SF						
	MMR058M	2022Q1	1	50.00	\$50	\$1.00	\$2.33
			1	50.00	\$50	\$1.00	\$2.33
	FLASHING ARROW BOARD, 4' X 8' / DAY						
	MMR060M	2022Q1	2	200.00	\$200	\$1.00	\$0.51
			2	200.00	\$200	\$1.00	\$0.51
	PORTABLE VARIABLE MESSAGE SIGN / DAY						
	MMR061M	2022Q1	2	280.00	\$336,000	\$1,200.00	\$1,150.00
			2	280.00	\$336,000	\$1,200.00	\$1,150.00
	REMOVAL OF LONG LIFE PATTERNED CONTRAST / LF						
	MMR065M	2021Q4	1	5,000.00	\$1,750	\$0.35	\$1.78
			1	5,000.00	\$1,750	\$0.35	\$1.78
	REMOVAL OF TRAFFIC MARKINGS, LINES / LF						
	MMR067M	2021Q4	1	359,738.00	\$194,259	\$0.54	\$0.93
			1	359,738.00	\$194,259	\$0.54	\$0.93
	NON-VEGETATIVE SURFACE, POLYESTER MATTIN / SY						
	MMR073M	2022Q1	1	10.00	\$200	\$20.00	\$40.33
			1	10.00	\$200	\$20.00	\$40.33

WEIGHTED AVERAGE ITEM PRICE REPORT
 BY REGION, ITEM, AND QUARTER

REGION	ITEM	CALENDAR QUARTER	NUMBER OF OCCUR'S	TOTAL QUANTITY	TOTAL DOLLARS	AVERAGE AWARDED PRICE	AVERAGE OF LOW 3 BIDDERS
S	GUIDE RAIL EXTRUDERS / U						
	MMR076M	2022Q1	1	15.00	\$11,250	\$750.00	\$1,016.67
			1	15.00	\$11,250	\$750.00	\$1,016.67
	MOBILIZATION OF MILL & HMA PAVING EQUIP. / U						
	MMR077M	2022Q1	2	50.00	\$750,000	\$15,000.00	\$15,000.00
			2	50.00	\$750,000	\$15,000.00	\$15,000.00
	CLEARING SITE / LF						
	MMR080M	2021Q4	1	2,000,000.00	\$40,000	\$0.02	\$0.12
			1	2,000,000.00	\$40,000	\$0.02	\$0.12
	TRAFFIC MARKINGS, LINES, THERMOPLASTIC / LF						
	MMR081M	2021Q4	1	1,500.00	\$4,500	\$3.00	\$2.33
			1	1,500.00	\$4,500	\$3.00	\$2.33
	MOBILE RETROREFLECTOMETER SERVICE / LS						
	MMR083M	2021Q4	1	1.00	\$95,000	\$95,000.00	\$98,333.33
			1	1.00	\$95,000	\$95,000.00	\$98,333.33
	MICROMILLING / SY						
	MMR087M	2022Q1	2	2,000.00	\$5,000	\$2.50	\$3.25
			2	2,000.00	\$5,000	\$2.50	\$3.25
	CONCRETE WASHOUT SYSTEM / U						
	MMR091M	2022Q1	2	4.00	\$80,000	\$20,000.00	\$11,250.00
			2	4.00	\$80,000	\$20,000.00	\$11,250.00

WEIGHTED AVERAGE ITEM PRICE REPORT
 BY REGION, ITEM, AND QUARTER

REGION	ITEM	CALENDAR QUARTER	NUMBER OF OCCUR'S	TOTAL QUANTITY	TOTAL DOLLARS	AVERAGE AWARDED PRICE	AVERAGE OF LOW 3 BIDDERS
S	REGRADE BERM / SY						
	MMR096M	2022Q1	2	424.00	\$3,210	\$7.57	\$7.79
			2	424.00	\$3,210	\$7.57	\$7.79

	VOID REDUCING ASPHALT MEMBRANE / LF						
	MMR113M	2022Q1	1	15,840.00	\$158,400	\$10.00	\$9.25
			1	15,840.00	\$158,400	\$10.00	\$9.25

	ASPHALT COLD PATCH / LB						
	MMR115M	2022Q1	1	300.00	\$3,000	\$10.00	\$13.67
			1	300.00	\$3,000	\$10.00	\$13.67

WEIGHTED AVERAGE ITEM PRICE REPORT
 BY REGION, ITEM, AND QUARTER

REGION	ITEM	CALENDAR QUARTER	NUMBER OF OCCUR'S	TOTAL QUANTITY	TOTAL DOLLARS	AVERAGE AWARDED PRICE	AVERAGE OF LOW 3 BIDDERS
STATEWID	FORCE ACCOUNT / DOLL						
	109006M	2022Q1	5	6,636,300.00	\$6,636,300	\$1.00	\$1.00
			5	6,636,300.00	\$6,636,300	\$1.00	\$1.00

PERFORMANCE BOND AND PAYMENT BOND / DOLL							
	151006M	2021Q4	1	1.00	\$34,500	\$34,500.00	\$38,500.33
		2022Q1	5	30,003.00	\$110,300	\$3.68	\$2.55
		2022Q2	3	3.00	\$92,000	\$30,666.67	\$26,500.11
			9	30,007.00	\$236,800	\$7.89	\$6.49

RAILROAD PROTECTIVE LIABILITY INSURANCE / DOLL							
	152012P	2022Q2	1	1.00	\$6,000	\$6,000.00	\$5,666.67
			1	1.00	\$6,000	\$6,000.00	\$5,666.67

POLLUTION LIABILITY INSURANCE / DOLL							
	152015P	2021Q4	1	1.00	\$0	\$0.01	\$2,500.34
		2022Q1	5	10,004.00	\$42,553	\$4.25	\$2.18
		2022Q2	3	3.00	\$15,001	\$5,000.33	\$5,111.45
			9	10,008.00	\$57,554	\$5.75	\$3.97

TRAINEES / HOUR							
	153011M	2021Q4	1	3,000.00	\$1,500	\$0.50	\$0.83
			1	3,000.00	\$1,500	\$0.50	\$0.83

MOBILIZATION / LS							
	154003P	2022Q2	1	1.00	\$270,000	\$270,000	\$260,000
			1	1.00	\$270,000	\$270,000	\$260,000

WEIGHTED AVERAGE ITEM PRICE REPORT
 BY REGION, ITEM, AND QUARTER

REGION	ITEM	CALENDAR QUARTER	NUMBER OF OCCUR'S	TOTAL QUANTITY	TOTAL DOLLARS	AVERAGE AWARDED PRICE	AVERAGE OF LOW 3 BIDDERS
STATEWID	FIELD OFFICE TYPE B SET UP / U						
	155006M	2022Q1	3	3.00	\$21,500	\$7,166.67	\$12,821.17
		2022Q2	1	1.00	\$30,000	\$30,000.00	\$30,000.00
			4	4.00	\$51,500	\$12,875.00	\$17,115.88
	FIELD OFFICE TYPE C SET UP / U						
	155009M	2021Q4	1	1.00	\$40,000	\$40,000.00	\$47,500.00
		2022Q2	2	2.00	\$70,000	\$35,000.00	\$33,604.00
			3	3.00	\$110,000	\$36,666.67	\$38,236.00
	FIELD OFFICE TYPE B MAINTENANCE / MO						
	155024M	2022Q1	3	36.00	\$102,000	\$2,833.33	\$3,000.00
		2022Q2	1	12.00	\$30,000	\$2,500.00	\$2,866.67
			4	48.00	\$132,000	\$2,750.00	\$2,966.67
	FIELD OFFICE TYPE C MAINTENANCE / MO						
	155027M	2021Q4	1	18.00	\$36,000	\$2,000.00	\$2,633.33
		2022Q2	2	30.00	\$82,500	\$2,750.00	\$2,750.00
			3	48.00	\$118,500	\$2,468.75	\$2,706.25
	CONSTRUCTION LAYOUT / DOLL						
	157004M	2022Q2	1	1.00	\$50,000	\$50,000.00	\$28,333.33
			1	1.00	\$50,000	\$50,000.00	\$28,333.33
	SILT FENCE / LF						
	158006M	2022Q1	1	1,000.00	\$10	\$0.01	\$0.19
			1	1,000.00	\$10	\$0.01	\$0.19

WEIGHTED AVERAGE ITEM PRICE REPORT
 BY REGION, ITEM, AND QUARTER

REGION	ITEM	CALENDAR QUARTER	NUMBER OF OCCUR'S	TOTAL QUANTITY	TOTAL DOLLARS	AVERAGE AWARDED PRICE	AVERAGE OF LOW 3 BIDDERS
STATEWID	HEAVY DUTY SILT FENCE, BLACK / LF						
	158012M	2022Q2	1	700.00	\$4,200	\$6.00	\$8.00
			1	700.00	\$4,200	\$6.00	\$8.00

	INLET FILTER TYPE 1 / SF						
	158027M	2022Q2	1	105.00	\$2,625	\$25.00	\$31.67
			1	105.00	\$2,625	\$25.00	\$31.67

	INLET FILTER TYPE 2, 2' X 4' / U						
	158030M	2022Q2	1	2.00	\$90	\$45.00	\$96.67
			1	2.00	\$90	\$45.00	\$96.67

	INLET FILTER TYPE 2, 4' X 4' / U						
	158033M	2022Q2	1	4.00	\$400	\$100.00	\$150.00
			1	4.00	\$400	\$100.00	\$150.00

	CONCRETE WASHOUT SYSTEM / LS						
	158063P	2022Q2	1	1.00	\$500	\$500.00	\$1,833.33
			1	1.00	\$500	\$500.00	\$1,833.33

	ABSORBENT BOOM / LF						
	158066M	2021Q4	1	200.00	\$200	\$1.00	\$5.67
		2022Q2	2	400.00	\$202	\$0.51	\$0.67
			3	600.00	\$402	\$0.67	\$2.34

	OIL ONLY EMERGENCY SPILL KIT, TYPE 1 / U						
	158072M	2022Q1	1	3.00	\$300	\$100.00	\$366.67

(item continued)

WEIGHTED AVERAGE ITEM PRICE REPORT
 BY REGION, ITEM, AND QUARTER

REGION	ITEM	CALENDAR QUARTER	NUMBER OF OCCUR'S	TOTAL QUANTITY	TOTAL DOLLARS	AVERAGE AWARDED PRICE	AVERAGE OF LOW 3 BIDDERS
STATEWID	OIL ONLY EMERGENCY SPILL KIT, TYPE 1 / U						
	158072M	2022Q2	1	2.00	\$1,500	\$750.00	\$916.67
			2	5.00	\$1,800	\$360.00	\$586.67

	BREAKAWAY BARRICADE / U						
	159003M	2021Q4	1	80.00	\$80	\$1.00	\$1.00
		2022Q1	1	120.00	\$120	\$1.00	\$0.67
		2022Q2	2	160.00	\$81	\$0.51	\$0.67
			4	360.00	\$281	\$0.78	\$0.74

	DRUM / U						
	159006M	2021Q4	1	325.00	\$3	\$0.01	\$0.67
		2022Q1	1	120.00	\$120	\$1.00	\$0.67
		2022Q2	2	650.00	\$328	\$0.51	\$0.67
			4	1,095.00	\$452	\$0.41	\$0.67

	TRAFFIC CONE / U						
	159009M	2021Q4	1	650.00	\$7	\$0.01	\$0.67
		2022Q1	1	700.00	\$700	\$1.00	\$0.67
		2022Q2	2	1,300.00	\$657	\$0.51	\$0.67
			4	2,650.00	\$1,363	\$0.51	\$0.67

	CONSTRUCTION SIGNS / SF						
	159012M	2021Q4	1	650.00	\$65	\$0.10	\$3.57
		2022Q1	1	480.00	\$7,440	\$15.50	\$9.84
		2022Q2	2	1,200.00	\$606	\$0.51	\$1.84
			4	2,330.00	\$8,111	\$3.48	\$3.97

WEIGHTED AVERAGE ITEM PRICE REPORT
 BY REGION, ITEM, AND QUARTER

REGION	ITEM	CALENDAR QUARTER	NUMBER OF OCCUR'S	TOTAL QUANTITY	TOTAL DOLLARS	AVERAGE AWARDED PRICE	AVERAGE OF LOW 3 BIDDERS
STATEWID	PORTABLE VARIABLE MESSAGE SIGN W/REMOTE / U						
	159029M	2022Q2	1	10.00	\$2,000	\$200.00	\$2,067.00
			1	10.00	\$2,000	\$200.00	\$2,067.00
	TRAFFIC CONTROL TRUCK WITH MOUNTED CRASH / U						
	159108M	2022Q2	1	10.00	\$5,000	\$500.00	\$500.33
			1	10.00	\$5,000	\$500.00	\$500.33
	TRAFFIC DIRECTOR, FLAGGER / HOUR						
	159141M	2021Q4	1	1,625.00	\$406	\$0.25	\$80.08
		2022Q1	2	2,500.00	\$190,500	\$76.20	\$81.73
		2022Q2	3	3,500.00	\$16,515	\$4.72	\$36.81
			6	7,625.00	\$207,421	\$27.20	\$60.76
	TRAFFIC STRIPES, LATEX, 4" / LF						
	159300M	2022Q1	1	10,000.00	\$3,700	\$0.37	\$0.29
			1	10,000.00	\$3,700	\$0.37	\$0.29
	TRAFFIC STRIPES, LATEX, 6" / LF						
	159301M	2022Q1	1	10,000.00	\$4,200	\$0.42	\$0.36
			1	10,000.00	\$4,200	\$0.42	\$0.36
	TRAFFIC STRIPES, LATEX, 8" / LF						
	159302M	2022Q1	1	5,000.00	\$2,350	\$0.47	\$1.08
			1	5,000.00	\$2,350	\$0.47	\$1.08

WEIGHTED AVERAGE ITEM PRICE REPORT
 BY REGION, ITEM, AND QUARTER

REGION	ITEM	CALENDAR QUARTER	NUMBER OF OCCUR'S	TOTAL QUANTITY	TOTAL DOLLARS	AVERAGE AWARDED PRICE	AVERAGE OF LOW 3 BIDDERS
STATEWID	TRAFFIC MARKINGS LINES, LATEX, 4" / LF						
	159310M	2022Q1	1	1,000.00	\$1,050	\$1.05	\$1.09
			1	1,000.00	\$1,050	\$1.05	\$1.09
	TRAFFIC MARKINGS LINES, LATEX, 8" / LF						
	159312M	2022Q1	1	1,000.00	\$1,570	\$1.57	\$1.29
			1	1,000.00	\$1,570	\$1.57	\$1.29
	TRAFFIC MARKINGS LINES, LATEX, 24" / LF						
	159314M	2022Q1	1	1,000.00	\$3,150	\$3.15	\$1.97
			1	1,000.00	\$3,150	\$3.15	\$1.97
	TRAFFIC MARKINGS SYMBOLS, LATEX / SF						
	159320M	2022Q1	1	500.00	\$2,100	\$4.20	\$2.69
			1	500.00	\$2,100	\$4.20	\$2.69
	FUEL PRICE ADJUSTMENT / DOLL						
	160004M	2022Q1	1	30,000.00	\$30,000	\$1.00	\$1.00
		2022Q2	1	10,000.00	\$10,000	\$1.00	\$1.00
			2	40,000.00	\$40,000	\$1.00	\$1.00
	ASPHALT PRICE ADJUSTMENT / DOLL						
	160007M	2022Q1	1	200,000.00	\$200,000	\$1.00	\$1.00
		2022Q2	1	10,000.00	\$10,000	\$1.00	\$1.00
			2	210,000.00	\$210,000	\$1.00	\$1.00

WEIGHTED AVERAGE ITEM PRICE REPORT
 BY REGION, ITEM, AND QUARTER

REGION	ITEM	CALENDAR QUARTER	NUMBER OF OCCUR'S	TOTAL QUANTITY	TOTAL DOLLARS	AVERAGE AWARDED PRICE	AVERAGE OF LOW 3 BIDDERS
STATEWID	FINAL CLEANUP / LS						
	161003P	2022Q2	1	1.00	\$5,000	\$5,000.00	\$5,833.33
			1	1.00	\$5,000	\$5,000.00	\$5,833.33

	CLEARING SITE / LS						
	201003P	2022Q2	1	1.00	\$25,000	\$25,000.00	\$38,000.00
			1	1.00	\$25,000	\$25,000.00	\$38,000.00

	EXCAVATION, UNCLASSIFIED / CY						
	202009P	2021Q4	1	3,500.00	\$140,000	\$40.00	\$81.67
		2022Q1	1	2,500.00	\$25,000	\$10.00	\$21.67
		2022Q2	2	3,000.00	\$274,500	\$91.50	\$72.33
			4	9,000.00	\$439,500	\$48.83	\$61.89

	REMOVAL OF PAVEMENT / SY						
	202021P	2022Q2	1	77.00	\$5,005	\$65.00	\$73.00
			1	77.00	\$5,005	\$65.00	\$73.00

	DISPOSAL OF REGULATED MATERIAL / T						
	202024M	2022Q1	1	100.00	\$5,000	\$50.00	\$48.33
			1	100.00	\$5,000	\$50.00	\$48.33

	I-5 SOIL AGGREGATE / CY						
	203005P	2022Q1	1	500.00	\$500	\$1.00	\$8.67
			1	500.00	\$500	\$1.00	\$8.67

WEIGHTED AVERAGE ITEM PRICE REPORT
 BY REGION, ITEM, AND QUARTER

REGION	ITEM	CALENDAR QUARTER	NUMBER OF OCCUR'S	TOTAL QUANTITY	TOTAL DOLLARS	AVERAGE AWARDED PRICE	AVERAGE OF LOW 3 BIDDERS
STATEWID	I-7 SOIL AGGREGATE / CY						
	203006P	2022Q1	1	500.00	\$10,000	\$20.00	\$15.00
			1	500.00	\$10,000	\$20.00	\$15.00

	GEOTEXTILE / SY						
	203040M	2022Q1	1	1,000.00	\$2,000	\$2.00	\$1.51
			1	1,000.00	\$2,000	\$2.00	\$1.51

	DENSE-GRADED AGGREGATE BASE COURSE, 6" T / SY						
	302036P	2022Q2	1	77.00	\$2,156	\$28.00	\$39.33
			1	77.00	\$2,156	\$28.00	\$39.33

	DENSE-GRADED AGGREGATE BASE COURSE, VARI / CY						
	302051P	2022Q1	1	700.00	\$52,500	\$75.00	\$60.00
			1	700.00	\$52,500	\$75.00	\$60.00

	COARSE AGGREGATE, SIZE NO. 57 / CY						
	302060P	2022Q1	1	1,000.00	\$1,000	\$1.00	\$8.67
			1	1,000.00	\$1,000	\$1.00	\$8.67

	HMA MILLING, 3" OR LESS / SY						
	401009P	2022Q1	1	300,000.00	\$285,000	\$0.95	\$1.65
		2022Q2	1	344.00	\$13,072	\$38.00	\$37.33
			2	300,344.00	\$298,072	\$0.99	\$1.69

	HMA MILLING, MORE THAN 3" TO 6" / SY						
	401012P	2022Q1	1	30,000.00	\$3,000	\$0.10	\$0.04
			1	30,000.00	\$3,000	\$0.10	\$0.04

WEIGHTED AVERAGE ITEM PRICE REPORT
 BY REGION, ITEM, AND QUARTER

REGION	ITEM	CALENDAR QUARTER	NUMBER OF OCCUR'S	TOTAL QUANTITY	TOTAL DOLLARS	AVERAGE AWARDED PRICE	AVERAGE OF LOW 3 BIDDERS
STATEWID	CONCRETE MILLING / SY						
	401015P	2022Q1	1	2,500.00	\$2,500	\$1.00	\$1.17
			1	2,500.00	\$2,500	\$1.00	\$1.17

	SEALING OF CRACKS IN HOT MIX ASPHALT SUR / LF						
	401024M	2022Q1	1	10,000.00	\$20,000	\$2.00	\$1.92
			1	10,000.00	\$20,000	\$2.00	\$1.92

	POLYMERIZED JOINT ADHESIVE / LF						
	401027M	2022Q1	1	10,000.00	\$50,000	\$5.00	\$1.80
			1	10,000.00	\$50,000	\$5.00	\$1.80

	TACK COAT / GAL						
	401030M	2022Q1	1	30,000.00	\$300	\$0.01	\$0.01
			1	30,000.00	\$300	\$0.01	\$0.01

	HOT MIX ASPHALT 9.5 L 64 SURFACE COURSE / T						
	401039M	2022Q2	1	80.00	\$34,000	\$425.00	\$406.67
			1	80.00	\$34,000	\$425.00	\$406.67

	HOT MIX ASPHALT 9.5 M 64 SURFACE COURSE / T						
	401042M	2022Q1	1	17,000.00	\$2,282,250	\$134.25	\$128.42
			1	17,000.00	\$2,282,250	\$134.25	\$128.42

	HOT MIX ASPHALT 12.5 M 64 SURFACE COURSE / T						
	401054M	2022Q1	1	5,000.00	\$671,250	\$134.25	\$128.25

(item continued)

WEIGHTED AVERAGE ITEM PRICE REPORT
 BY REGION, ITEM, AND QUARTER

REGION	ITEM	CALENDAR QUARTER	NUMBER OF OCCUR'S	TOTAL QUANTITY	TOTAL DOLLARS	AVERAGE AWARDED PRICE	AVERAGE OF LOW 3 BIDDERS
STATEWID	HOT MIX ASPHALT 12.5 M 64 SURFACE COURSE / T						
	401054M	2022Q2	1	15.00	\$6,750	\$450.00	\$368.33
			2	5,015.00	\$678,000	\$135.19	\$128.97

	HOT MIX ASPHALT 19 M 64 INTERMEDIATE COU / T						
	401084M	2022Q1	1	1,000.00	\$116,160	\$116.16	\$85.39
			1	1,000.00	\$116,160	\$116.16	\$85.39

	HOT MIX ASPHALT 25 M 64 BASE COURSE / T						
	401099M	2022Q1	1	1,400.00	\$181,524	\$129.66	\$121.55
		2022Q2	1	27.00	\$11,475	\$425.00	\$570.00
			2	1,427.00	\$192,999	\$135.25	\$130.04

	CORE SAMPLES, HOT MIX ASPHALT / U						
	401108M	2022Q1	1	250.00	\$250	\$1.00	\$37.00
			1	250.00	\$250	\$1.00	\$37.00

	STONE MATRIX ASPHALT 12.5 MM SURFACE COU / T						
	404006M	2022Q2	1	40.00	\$18,000	\$450.00	\$636.67
			1	40.00	\$18,000	\$450.00	\$636.67

	FOG SEAL STRIP / LF						
	422004M	2022Q1	1	2,500.00	\$5,250	\$2.10	\$1.05
			1	2,500.00	\$5,250	\$2.10	\$1.05

	FULL DEPTH CONCRETE PAVEMENT REPAIR, HMA / SY						
	453006M	2022Q1	1	500.00	\$50,000	\$100.00	\$193.33
			1	500.00	\$50,000	\$100.00	\$193.33

WEIGHTED AVERAGE ITEM PRICE REPORT
 BY REGION, ITEM, AND QUARTER

REGION	ITEM	CALENDAR QUARTER	NUMBER OF OCCUR'S	TOTAL QUANTITY	TOTAL DOLLARS	AVERAGE AWARDED PRICE	AVERAGE OF LOW 3 BIDDERS
STATEWID	EPOXY WATERPROOFING / SY						
	504036P	2022Q2	1	425.00	\$22,100	\$52.00	\$49.00
			1	425.00	\$22,100	\$52.00	\$49.00
	MEMBRANE WATERPROOFING / SY						
	504038P	2022Q2	1	550.00	\$9,350	\$17.00	\$19.00
			1	550.00	\$9,350	\$17.00	\$19.00
	LUBRICATE BEARING / U						
	506013P	2022Q2	1	26.00	\$676	\$26.00	\$35.33
			1	26.00	\$676	\$26.00	\$35.33
	CONCRETE BRIDGE APPROACH / CY						
	507051P	2022Q2	1	49.00	\$85,750	\$1,750.00	\$1,316.67
			1	49.00	\$85,750	\$1,750.00	\$1,316.67
	CLEAN EXISTING SCUPPERS AND PIPES / U						
	508005M	2022Q2	1	14.00	\$2,310	\$165.00	\$171.67
			1	14.00	\$2,310	\$165.00	\$171.67
	CHAIN-LINK FENCE, TYPE III, ALUMINUM / LF						
	509107P	2022Q2	1	1,019.00	\$112,090	\$110.00	\$127.33
			1	1,019.00	\$112,090	\$110.00	\$127.33
	TIMBER STRUCTURE / LS						
	510003P	2022Q2	1	1.00	\$75,000	\$75,000.00	\$61,333.33
			1	1.00	\$75,000	\$75,000.00	\$61,333.33

WEIGHTED AVERAGE ITEM PRICE REPORT
 BY REGION, ITEM, AND QUARTER

REGION	ITEM	CALENDAR QUARTER	NUMBER OF OCCUR'S	TOTAL QUANTITY	TOTAL DOLLARS	AVERAGE AWARDED PRICE	AVERAGE OF LOW 3 BIDDERS
STATEWID	REPAIR OF STONE WALL / SF						
	513028P	2022Q2	1	1,597.00	\$55,895	\$35.00	\$48.50
			1	1,597.00	\$55,895	\$35.00	\$48.50
	CONCRETE DECK REPAIR, TYPE B / SF						
	551006M	2022Q2	1	7,147.00	\$428,820	\$60.00	\$77.67
			1	7,147.00	\$428,820	\$60.00	\$77.67
	CONCRETE DECK REPAIR, TYPE C / SF						
	551009M	2022Q2	1	590.00	\$97,350	\$165.00	\$148.00
			1	590.00	\$97,350	\$165.00	\$148.00
	SUBSTRUCTURE CONCRETE REPAIR / SF						
	555003M	2022Q2	1	300.00	\$97,500	\$325.00	\$277.67
			1	300.00	\$97,500	\$325.00	\$277.67
	VIDEO INSPECTION OF PIPE / LF						
	601664M	2021Q4	1	500,000.00	\$3,300,000	\$6.60	\$4.75
		2022Q2	2	760,000.00	\$4,316,500	\$5.68	\$6.34
			3	1,260,000.00	\$7,616,500	\$6.04	\$5.71
	STORM DRAIN MARKER / U						
	602031M	2022Q1	1	25.00	\$1,875	\$75.00	\$43.34
			1	25.00	\$1,875	\$75.00	\$43.34
	RESET EXISTING CASTING / U						
	602099M	2022Q1	1	25.00	\$13,750	\$550.00	\$566.67
			1	25.00	\$13,750	\$550.00	\$566.67

WEIGHTED AVERAGE ITEM PRICE REPORT
 BY REGION, ITEM, AND QUARTER

REGION	ITEM	CALENDAR QUARTER	NUMBER OF OCCUR'S	TOTAL QUANTITY	TOTAL DOLLARS	AVERAGE AWARDED PRICE	AVERAGE OF LOW 3 BIDDERS
STATEWID	RECONSTRUCTED INLET, TYPE A, USING EXIST / U						
	602120M	2022Q1	1	10.00	\$3,500	\$350.00	\$520.00
			1	10.00	\$3,500	\$350.00	\$520.00
	RECONSTRUCTED INLET, TYPE B, USING EXIST / U						
	602123M	2022Q1	1	10.00	\$3,500	\$350.00	\$655.00
			1	10.00	\$3,500	\$350.00	\$655.00
	RECONSTRUCTED INLET, TYPE E, USING EXIST / U						
	602129M	2022Q1	1	10.00	\$3,500	\$350.00	\$655.00
			1	10.00	\$3,500	\$350.00	\$655.00
	RECONSTRUCTED INLET, TYPE A, USING NEW C / U						
	602150M	2022Q1	1	10.00	\$5,500	\$550.00	\$1,036.67
			1	10.00	\$5,500	\$550.00	\$1,036.67
	RECONSTRUCTED INLET, TYPE B, USING NEW C / U						
	602153M	2022Q1	1	10.00	\$5,500	\$550.00	\$1,308.33
			1	10.00	\$5,500	\$550.00	\$1,308.33
	RECONSTRUCTED INLET, TYPE E, USING NEW C / U						
	602159M	2022Q1	1	10.00	\$5,500	\$550.00	\$1,350.00
			1	10.00	\$5,500	\$550.00	\$1,350.00
	RECONSTRUCTED MANHOLE, USING EXISTING CA / U						
	602180M	2022Q1	1	10.00	\$3,500	\$350.00	\$655.00
			1	10.00	\$3,500	\$350.00	\$655.00

WEIGHTED AVERAGE ITEM PRICE REPORT
 BY REGION, ITEM, AND QUARTER

REGION	ITEM	CALENDAR QUARTER	NUMBER OF OCCUR'S	TOTAL QUANTITY	TOTAL DOLLARS	AVERAGE AWARDED PRICE	AVERAGE OF LOW 3 BIDDERS
STATEWID	RECONSTRUCTED MANHOLE, USING NEW CASTING / U						
	602183M	2022Q1	1	10.00	\$5,500	\$550.00	\$1,058.33
			1	10.00	\$5,500	\$550.00	\$1,058.33

	MANHOLE COVER / U						
	602207M	2021Q4	1	25.00	\$37,500	\$1,500.00	\$1,500.00
		2022Q2	2	36.00	\$54,000	\$1,500.00	\$1,500.00
			3	61.00	\$91,500	\$1,500.00	\$1,500.00

	BICYCLE SAFE GRATE / U						
	602210M	2021Q4	1	75.00	\$120,000	\$1,600.00	\$1,600.00
		2022Q1	1	150.00	\$1,500	\$10.00	\$268.33
		2022Q2	2	130.00	\$208,000	\$1,600.00	\$1,600.00
			4	355.00	\$329,500	\$928.17	\$1,037.32

	CURB PIECE / U						
	602213M	2022Q1	1	150.00	\$1,500	\$10.00	\$253.33
			1	150.00	\$1,500	\$10.00	\$253.33

	CLEANING DRAINAGE STRUCTURE / U						
	602216M	2021Q4	1	5,800.00	\$2,166,010	\$373.45	\$359.48
		2022Q2	2	6,875.00	\$3,181,950	\$462.83	\$462.52
			3	12,675.00	\$5,347,960	\$421.93	\$415.37

	CONCRETE SLOPE GUTTER, 6" THICK / SY						
	603006P	2022Q2	1	1.00	\$1,000	\$1,000.00	\$813.33
			1	1.00	\$1,000	\$1,000.00	\$813.33

WEIGHTED AVERAGE ITEM PRICE REPORT
 BY REGION, ITEM, AND QUARTER

REGION	ITEM	CALENDAR QUARTER	NUMBER OF OCCUR'S	TOTAL QUANTITY	TOTAL DOLLARS	AVERAGE AWARDED PRICE	AVERAGE OF LOW 3 BIDDERS
STATEWID	GABION WALL / CY						
	604003P	2022Q2	1	250.00	\$31,250	\$125.00	\$220.00
			1	250.00	\$31,250	\$125.00	\$220.00

	CONCRETE SIDEWALK, 4" THICK / SY						
	606012P	2022Q1	1	3,000.00	\$225,000	\$75.00	\$90.92
		2022Q2	1	281.00	\$27,257	\$97.00	\$109.00
			2	3,281.00	\$252,257	\$76.88	\$92.47

	CONCRETE SIDEWALK, 6" THICK / SY						
	606018P	2022Q1	1	500.00	\$37,500	\$75.00	\$95.67
			1	500.00	\$37,500	\$75.00	\$95.67

	CONCRETE SIDEWALK, REINFORCED, 6" THICK / SY						
	606024P	2022Q1	1	500.00	\$42,500	\$85.00	\$100.00
			1	500.00	\$42,500	\$85.00	\$100.00

	CONCRETE SIDEWALK, REINFORCED, 8" THICK / SY						
	606027P	2022Q1	1	100.00	\$13,500	\$135.00	\$141.67
			1	100.00	\$13,500	\$135.00	\$141.67

	HOT MIX ASPHALT DRIVEWAY, 6" THICK / SY						
	606039P	2022Q1	1	500.00	\$27,500	\$55.00	\$66.50
			1	500.00	\$27,500	\$55.00	\$66.50

	HOT MIX ASPHALT DRIVEWAY, VARIABLE THICK / SY						
	606042P	2022Q1	1	500.00	\$27,500	\$55.00	\$62.33
			1	500.00	\$27,500	\$55.00	\$62.33

WEIGHTED AVERAGE ITEM PRICE REPORT
 BY REGION, ITEM, AND QUARTER

REGION	ITEM	CALENDAR QUARTER	NUMBER OF OCCUR'S	TOTAL QUANTITY	TOTAL DOLLARS	AVERAGE AWARDED PRICE	AVERAGE OF LOW 3 BIDDERS
STATEWID	CONCRETE DRIVEWAY, 6" THICK / SY						
	606051P	2022Q1	1	100.00	\$10,200	\$102.00	\$105.67
			1	100.00	\$10,200	\$102.00	\$105.67
	CONCRETE DRIVEWAY, REINFORCED, 8" THICK / SY						
	606060P	2022Q1	1	100.00	\$13,000	\$130.00	\$140.00
			1	100.00	\$13,000	\$130.00	\$140.00
	DETECTABLE WARNING SURFACE / SY						
	606084P	2022Q1	1	150.00	\$150	\$1.00	\$200.33
		2022Q2	1	2.00	\$400	\$200.00	\$240.00
			2	152.00	\$550	\$3.62	\$200.86
	9" X 16" CONCRETE VERTICAL CURB / LF						
	607018P	2022Q1	1	3,200.00	\$160,000	\$50.00	\$54.67
		2022Q2	1	179.00	\$11,277	\$63.00	\$72.67
			2	3,379.00	\$171,277	\$50.69	\$55.62
	9" X 18" CONCRETE VERTICAL CURB / LF						
	607021P	2022Q1	1	1,000.00	\$65,000	\$65.00	\$43.00
			1	1,000.00	\$65,000	\$65.00	\$43.00
	9" X 20" CONCRETE VERTICAL CURB / LF						
	607024P	2022Q1	1	250.00	\$11,250	\$45.00	\$36.34
			1	250.00	\$11,250	\$45.00	\$36.34

WEIGHTED AVERAGE ITEM PRICE REPORT
 BY REGION, ITEM, AND QUARTER

REGION	ITEM	CALENDAR QUARTER	NUMBER OF OCCUR'S	TOTAL QUANTITY	TOTAL DOLLARS	AVERAGE AWARDED PRICE	AVERAGE OF LOW 3 BIDDERS
STATEWID	12" X 13" CONCRETE SLOPING CURB / LF						
	607030P	2022Q1	1	750.00	\$33,750	\$45.00	\$53.00
		2022Q2	1	104.00	\$6,552	\$63.00	\$77.67
			2	854.00	\$40,302	\$47.19	\$56.00
	9" X 14" CONCRETE VERTICAL CURB / LF						
	607034P	2022Q2	1	35.00	\$2,205	\$63.00	\$77.67
			1	35.00	\$2,205	\$63.00	\$77.67
	9" X VARIABLE HEIGHT CONCRETE VERTICAL C / LF						
	607069P	2022Q2	1	52.00	\$3,276	\$63.00	\$84.33
			1	52.00	\$3,276	\$63.00	\$84.33
	NONVEGETATIVE SURFACE, POROUS HMA / SY						
	608004P	2022Q2	1	351.00	\$30,537	\$87.00	\$63.67
			1	351.00	\$30,537	\$87.00	\$63.67
	BEAM GUIDE RAIL / LF						
	609003M	2022Q2	1	376.00	\$15,040	\$40.00	\$48.67
			1	376.00	\$15,040	\$40.00	\$48.67
	BEAM GUIDE RAIL, BRIDGE / LF						
	609004M	2022Q2	1	20.00	\$7,040	\$352.00	\$240.67
			1	20.00	\$7,040	\$352.00	\$240.67
	BEAM GUIDE RAIL, DUAL-FACED / LF						
	609006M	2022Q2	1	50.00	\$3,900	\$78.00	\$72.67
			1	50.00	\$3,900	\$78.00	\$72.67

WEIGHTED AVERAGE ITEM PRICE REPORT
 BY REGION, ITEM, AND QUARTER

REGION	ITEM	CALENDAR QUARTER	NUMBER OF OCCUR'S	TOTAL QUANTITY	TOTAL DOLLARS	AVERAGE AWARDED PRICE	AVERAGE OF LOW 3 BIDDERS
STATEWID	BEAM GUIDE RAIL, DUAL FACED, BRIDGE / LF						
	609007M	2022Q2	1	50.00	\$21,500	\$430.00	\$335.00
			1	50.00	\$21,500	\$430.00	\$335.00
	TANGENT GUIDE RAIL TERMINAL / U						
	609027M	2022Q2	1	2.00	\$8,200	\$4,100.00	\$3,983.33
			1	2.00	\$8,200	\$4,100.00	\$3,983.33
	BEAM GUIDE RAIL ANCHORAGE / U						
	609039M	2022Q2	1	2.00	\$4,700	\$2,350.00	\$2,250.00
			1	2.00	\$4,700	\$2,350.00	\$2,250.00
	APPROACH GUIDE RAIL TRANSITION TL-2 / U						
	609058M	2022Q2	1	1.00	\$3,000	\$3,000.00	\$2,700.00
			1	1.00	\$3,000	\$3,000.00	\$2,700.00
	APPROACH GUIDE RAIL TRANSITION TL-3 / U						
	609059M	2022Q2	1	1.00	\$5,100	\$5,100.00	\$4,650.00
			1	1.00	\$5,100	\$5,100.00	\$4,650.00
	REMOVAL OF BEAM GUIDE RAIL / LF						
	609075M	2022Q2	1	525.00	\$525	\$1.00	\$4.00
			1	525.00	\$525	\$1.00	\$4.00
	TRAFFIC STRIPES, 4" / LF						
	610003M	2022Q1	1	25,000.00	\$11,750	\$0.47	\$0.59

(item continued)

WEIGHTED AVERAGE ITEM PRICE REPORT
 BY REGION, ITEM, AND QUARTER

REGION	ITEM	CALENDAR QUARTER	NUMBER OF OCCUR'S	TOTAL QUANTITY	TOTAL DOLLARS	AVERAGE AWARDED PRICE	AVERAGE OF LOW 3 BIDDERS
STATEWID	TRAFFIC STRIPES, 4" / LF						
	610003M	2022Q2	1	10,000.00	\$10,000	\$1.00	\$1.17
			2	35,000.00	\$21,750	\$0.62	\$0.75
	TRAFFIC STRIPES, 6" / LF						
	610006M	2022Q1	1	10,000.00	\$6,800	\$0.68	\$0.84
			1	10,000.00	\$6,800	\$0.68	\$0.84
	TRAFFIC STRIPES, 8" / LF						
	610007M	2022Q1	1	5,000.00	\$4,450	\$0.89	\$1.08
			1	5,000.00	\$4,450	\$0.89	\$1.08
	TRAFFIC MARKINGS / SF						
	610009M	2022Q2	1	2,000.00	\$12,800	\$6.40	\$5.47
			1	2,000.00	\$12,800	\$6.40	\$5.47
	RPM, MONO-DIRECTIONAL, WHITE LENS / U						
	610012M	2022Q1	1	250.00	\$8,530	\$34.12	\$28.04
			1	250.00	\$8,530	\$34.12	\$28.04
	TRAFFIC MARKING LINES, 4" / LF						
	610013M	2022Q1	1	25,000.00	\$28,750	\$1.15	\$1.40
			1	25,000.00	\$28,750	\$1.15	\$1.40
	TRAFFIC MARKING LINES, 8" / LF						
	610014M	2022Q1	1	1,000.00	\$1,890	\$1.89	\$2.07
			1	1,000.00	\$1,890	\$1.89	\$2.07

WEIGHTED AVERAGE ITEM PRICE REPORT
 BY REGION, ITEM, AND QUARTER

REGION	ITEM	CALENDAR QUARTER	NUMBER OF OCCUR'S	TOTAL QUANTITY	TOTAL DOLLARS	AVERAGE AWARDED PRICE	AVERAGE OF LOW 3 BIDDERS
STATEWID	TRAFFIC MARKING LINES, 24" / LF						
	610017M	2022Q1	1	1,000.00	\$5,040	\$5.04	\$6.08
			1	1,000.00	\$5,040	\$5.04	\$6.08

	RPM, MONO-DIRECTIONAL, AMBER LENS / U						
	610018M	2022Q1	1	250.00	\$8,530	\$34.12	\$28.04
			1	250.00	\$8,530	\$34.12	\$28.04

	RPM, BI-DIRECTIONAL, AMBER LENS / U						
	610021M	2022Q1	1	250.00	\$8,530	\$34.12	\$28.04
			1	250.00	\$8,530	\$34.12	\$28.04

	REMOVAL OF RPM / U						
	610024M	2022Q1	1	750.00	\$750	\$1.00	\$1.75
			1	750.00	\$750	\$1.00	\$1.75

	RUMBLE STRIP / LF						
	610033M	2022Q1	1	2,500.00	\$13,850	\$5.54	\$2.87
			1	2,500.00	\$13,850	\$5.54	\$2.87

	REMOVAL OF TRAFFIC STRIPES / LF						
	610036M	2022Q1	1	5,000.00	\$7,850	\$1.57	\$1.43
			1	5,000.00	\$7,850	\$1.57	\$1.43

	REMOVAL OF TRAFFIC MARKINGS / SF						
	610039M	2022Q1	1	5,000.00	\$15,750	\$3.15	\$3.62
			1	5,000.00	\$15,750	\$3.15	\$3.62

WEIGHTED AVERAGE ITEM PRICE REPORT
 BY REGION, ITEM, AND QUARTER

REGION	ITEM	CALENDAR QUARTER	NUMBER OF OCCUR'S	TOTAL QUANTITY	TOTAL DOLLARS	AVERAGE AWARDED PRICE	AVERAGE OF LOW 3 BIDDERS
STATEWID	TRAFFIC MARKINGS SYMBOLS / SF						
	610060M	2022Q1	1	3,000.00	\$24,390	\$8.13	\$8.48
			1	3,000.00	\$24,390	\$8.13	\$8.48
	CUSH, COMP BAR, TYPE 2, NARROW / U						
	611300M	2022Q2	1	4.00	\$116,000	\$29,000.00	\$28,500.00
			1	4.00	\$116,000	\$29,000.00	\$28,500.00
	SELECTIVE CLEARING / SY						
	801012M	2021Q4	1	6,000.00	\$30,000	\$5.00	\$4.33
		2022Q2	2	4,500.00	\$17,700	\$3.93	\$3.46
			3	10,500.00	\$47,700	\$4.54	\$3.96
	TREE REMOVAL, OVER 36" DIAMETER / U						
	802036M	2022Q2	1	1.00	\$3,500	\$3,500.00	\$3,500.00
			1	1.00	\$3,500	\$3,500.00	\$3,500.00
	TOPSOIL SPREADING ___" THICK / SY						
	804000P	2022Q1	1	1,000.00	\$4,000	\$4.00	\$4.78
			1	1,000.00	\$4,000	\$4.00	\$4.78
	BORROW TOPSOIL / CY						
	804015P	2022Q1	1	2,000.00	\$2,000	\$1.00	\$15.00
			1	2,000.00	\$2,000	\$1.00	\$15.00
	TURF REPAIR STRIP / LF						
	805003M	2022Q1	1	1,000.00	\$2,000	\$2.00	\$4.34
			1	1,000.00	\$2,000	\$2.00	\$4.34

WEIGHTED AVERAGE ITEM PRICE REPORT
 BY REGION, ITEM, AND QUARTER

REGION	ITEM	CALENDAR QUARTER	NUMBER OF OCCUR'S	TOTAL QUANTITY	TOTAL DOLLARS	AVERAGE AWARDED PRICE	AVERAGE OF LOW 3 BIDDERS
STATEWID	FERTILIZING AND SEEDING, TYPE A / SY						
	806003P	2022Q1	1	2,000.00	\$2,000	\$1.00	\$0.85
			1	2,000.00	\$2,000	\$1.00	\$0.85

	STRAW MULCHING / SY						
	809003M	2022Q1	1	2,000.00	\$1,100	\$0.55	\$0.70
			1	2,000.00	\$1,100	\$0.55	\$0.70

	REPAIR CATEGORY "A", MOVABLE / HOUR						
	MMB022M	2022Q1	1	9,504.00	\$2,563,134	\$269.69	\$277.35
			1	9,504.00	\$2,563,134	\$269.69	\$277.35

	REPAIR CATEGORY "B", MOVABLE / HOUR						
	MMB024M	2022Q1	1	2,080.00	\$515,653	\$247.91	\$246.46
			1	2,080.00	\$515,653	\$247.91	\$246.46

	WELDING CREW / HOUR						
	MMB026M	2022Q1	1	7,392.00	\$1,945,131	\$263.14	\$282.57
			1	7,392.00	\$1,945,131	\$263.14	\$282.57

	60' UNDERBRIDGE INSPECTION UNIT / HOUR						
	MMB044M	2022Q1	1	1,056.00	\$279,840	\$265.00	\$270.00
			1	1,056.00	\$279,840	\$265.00	\$270.00

	REMOVAL OF DETERIORATED CONCRETE ENCASEM / SF						
	MMB064M	2022Q2	1	1,900.00	\$248,900	\$131.00	\$137.67
			1	1,900.00	\$248,900	\$131.00	\$137.67

WEIGHTED AVERAGE ITEM PRICE REPORT
 BY REGION, ITEM, AND QUARTER

REGION	ITEM	CALENDAR QUARTER	NUMBER OF OCCUR'S	TOTAL QUANTITY	TOTAL DOLLARS	AVERAGE AWARDED PRICE	AVERAGE OF LOW 3 BIDDERS
STATEWID	TEMPORARY SHORING OF THE SUPERSTRUCTURE / U						
	MMB065M	2022Q2	1	2.00	\$9,000	\$4,500.00	\$24,833.33
			1	2.00	\$9,000	\$4,500.00	\$24,833.33
	PREFORMED ELASTOMERIC JOINT SEALER, VARI / LF						
	MMB066M	2022Q2	1	631.00	\$44,170	\$70.00	\$117.67
			1	631.00	\$44,170	\$70.00	\$117.67
	STRUCTURAL STEEL REPAIR / LB						
	MMB067M	2022Q2	1	1,200.00	\$16,800	\$14.00	\$42.00
			1	1,200.00	\$16,800	\$14.00	\$42.00
	BRIDGE HEADER REPAIR / LF						
	MMB070M	2022Q2	1	50.00	\$11,250	\$225.00	\$231.67
			1	50.00	\$11,250	\$225.00	\$231.67
	CONCRETE SPALL REPAIR, TYPE 1 / SF						
	MMB071M	2022Q2	1	550.00	\$187,000	\$340.00	\$281.67
			1	550.00	\$187,000	\$340.00	\$281.67
	CONCRETE SPALL REPAIR, TYPE 2 / CF						
	MMB072M	2022Q2	1	154.00	\$69,300	\$450.00	\$403.33
			1	154.00	\$69,300	\$450.00	\$403.33
	REPAIR CONCRETE CURB / LF						
	MMB077M	2022Q2	1	50.00	\$5,500	\$110.00	\$116.67
			1	50.00	\$5,500	\$110.00	\$116.67

WEIGHTED AVERAGE ITEM PRICE REPORT
 BY REGION, ITEM, AND QUARTER

REGION	ITEM	CALENDAR QUARTER	NUMBER OF OCCUR'S	TOTAL QUANTITY	TOTAL DOLLARS	AVERAGE AWARDED PRICE	AVERAGE OF LOW 3 BIDDERS
STATEWID	DECK CORROSION INHIBITOR / SY						
	MMB086M	2022Q2	1	561.00	\$9,537	\$17.00	\$15.67
			1	561.00	\$9,537	\$17.00	\$15.67
	DECK JOINT RESEAL (SILICON) / LF						
	MMB087M	2022Q2	1	70.00	\$4,410	\$63.00	\$94.33
			1	70.00	\$4,410	\$63.00	\$94.33
	DECK JOINT REPAIR / LF						
	MMB089M	2022Q2	1	50.00	\$8,750	\$175.00	\$185.00
			1	50.00	\$8,750	\$175.00	\$185.00
	DECK JOINT RESEAL (RUBBER ASPHALT) / LF						
	MMB090M	2022Q2	1	70.00	\$490	\$7.00	\$8.33
			1	70.00	\$490	\$7.00	\$8.33
	CREW COORDINATOR / HOUR						
	MMB092M	2022Q1	2	4,640.00	\$491,360	\$105.90	\$108.93
			2	4,640.00	\$491,360	\$105.90	\$108.93
	MILLING, VARIABLE DEPTH / SY						
	MMB136M	2022Q2	1	590.00	\$10,620	\$18.00	\$38.33
			1	590.00	\$10,620	\$18.00	\$38.33
	MANPOWERED ACCESS MACHINE / HOUR						
	MMB142M	2022Q1	1	2,000.00	\$50,000	\$25.00	\$27.50
			1	2,000.00	\$50,000	\$25.00	\$27.50

WEIGHTED AVERAGE ITEM PRICE REPORT
 BY REGION, ITEM, AND QUARTER

REGION	ITEM	CALENDAR QUARTER	NUMBER OF OCCUR'S	TOTAL QUANTITY	TOTAL DOLLARS	AVERAGE AWARDED PRICE	AVERAGE OF LOW 3 BIDDERS
STATEWID	STEEL DECK JOINT REPAIR / LF						
	MMB169M	2022Q2	1	33.00	\$12,375	\$375.00	\$425.00
			1	33.00	\$12,375	\$375.00	\$425.00

	LANE CLOSURES / HOUR						
	MMB172M	2022Q1	4	16,084.00	\$3,209,824	\$199.57	\$150.88
			4	16,084.00	\$3,209,824	\$199.57	\$150.88

	SOLID WASTE DISPOSAL / DOLL						
	MMB173M	2022Q1	3	75,000.00	\$75,000	\$1.00	\$1.00
			3	75,000.00	\$75,000	\$1.00	\$1.00

	REPAIR CATEGORY "A" / HOUR						
	MMB181M	2022Q1	1	3,700.00	\$991,156	\$267.88	\$296.44
			1	3,700.00	\$991,156	\$267.88	\$296.44

	REPAIR CATEGORY "B" / HOUR						
	MMB182M	2022Q1	1	3,600.00	\$882,756	\$245.21	\$232.61
			1	3,600.00	\$882,756	\$245.21	\$232.61

	LABOR CREW / HOUR						
	MMB186M	2022Q1	2	7,904.00	\$5,528,848	\$699.50	\$757.33
			2	7,904.00	\$5,528,848	\$699.50	\$757.33

	RAILROAD SERVICES / DOLL						
	MMB188M	2022Q2	1	50,000.00	\$50,000	\$1.00	\$1.00
			1	50,000.00	\$50,000	\$1.00	\$1.00

WEIGHTED AVERAGE ITEM PRICE REPORT
 BY REGION, ITEM, AND QUARTER

REGION	ITEM	CALENDAR QUARTER	NUMBER OF OCCUR'S	TOTAL QUANTITY	TOTAL DOLLARS	AVERAGE AWARDED PRICE	AVERAGE OF LOW 3 BIDDERS
STATEWID	CLEARING SITE / MILE						
	MMD035M	2021Q4	1	175.00	\$87,500	\$500.00	\$500.00
		2022Q2	2	200.00	\$100,000	\$500.00	\$500.00
			3	375.00	\$187,500	\$500.00	\$500.00

	CULVERT CLEANING / LF						
	MMD059M	2021Q4	1	4,000.00	\$60,000	\$15.00	\$43.33
		2022Q2	2	3,800.00	\$20,000	\$5.26	\$23.77
			3	7,800.00	\$80,000	\$10.26	\$33.80

	CLEANING EXISTING PIPE / LF						
	MMD064M	2021Q4	2	500,000.00	\$64,500	\$0.13	\$3.97
		2022Q2	4	760,000.00	\$1,431,150	\$1.88	\$2.00
			6	1,260,000.00	\$1,495,650	\$1.19	\$2.78

	TRAFFIC CONTROL TRUCK WITH MOUNTED CRASH / DAY						
	MMG008M	2021Q4	1	825.00	\$185,625	\$225.00	\$225.00
		2022Q1	1	100.00	\$100	\$1.00	\$183.67
		2022Q2	2	1,850.00	\$476,750	\$257.70	\$257.70
			4	2,775.00	\$662,475	\$238.73	\$245.31

	E-Z PASS / DOLL						
	MMG009M	2022Q1	1	3,140.00	\$3,140	\$1.00	\$1.00
		2022Q2	1	1,622.00	\$1,622	\$1.00	\$1.00
			2	4,762.00	\$4,762	\$1.00	\$1.00

	TELEPHONE SERVICE / DOLL						
	MMG010M	2022Q1	1	14,400.00	\$14,400	\$1.00	\$1.00
			1	14,400.00	\$14,400	\$1.00	\$1.00

WEIGHTED AVERAGE ITEM PRICE REPORT
 BY REGION, ITEM, AND QUARTER

REGION	ITEM	CALENDAR QUARTER	NUMBER OF OCCUR'S	TOTAL QUANTITY	TOTAL DOLLARS	AVERAGE AWARDED PRICE	AVERAGE OF LOW 3 BIDDERS
STATEWID	NON-PARTICIPATING WORK / DOLL						
	MMG013M	2022Q2	1	75,000.00	\$75,000	\$1.00	\$1.00
			1	75,000.00	\$75,000	\$1.00	\$1.00
	OVERTIME DIFFERENTIAL (OD) / DOLL						
	MMG025M	2022Q1	4	445,000.00	\$445,000	\$1.00	\$1.00
			4	445,000.00	\$445,000	\$1.00	\$1.00
	HMA RESURFACING PATCH / T						
	MMG026M	2022Q1	1	500.00	\$50,000	\$100.00	\$203.33
			1	500.00	\$50,000	\$100.00	\$203.33
	PERFORMED THERMOPLASTIC NUMBERS / U						
	MMG034M	2022Q1	1	500.00	\$11,810	\$23.62	\$30.96
			1	500.00	\$11,810	\$23.62	\$30.96
	THERMOPLASTIC PERFORMED HANDICAP MAT / U						
	MMG035M	2022Q1	1	35.00	\$13,825	\$395.00	\$316.67
			1	35.00	\$13,825	\$395.00	\$316.67
	RIPRAP STONE SLOPE PROTECTION / T						
	MMG036M	2022Q1	1	100.00	\$3,500	\$35.00	\$35.00
			1	100.00	\$3,500	\$35.00	\$35.00
	WORKER, TYPE "A" / HOUR						
	MMG054M	2022Q1	1	1,500.00	\$142,500	\$95.00	\$108.67
			1	1,500.00	\$142,500	\$95.00	\$108.67

WEIGHTED AVERAGE ITEM PRICE REPORT
 BY REGION, ITEM, AND QUARTER

REGION	ITEM	CALENDAR QUARTER	NUMBER OF OCCUR'S	TOTAL QUANTITY	TOTAL DOLLARS	AVERAGE AWARDED PRICE	AVERAGE OF LOW 3 BIDDERS
STATEWID	DISPOSAL OF REGULATED MATERIAL HAZARDOUS / DOLL						
	MMG064M	2022Q1	1	35,000.00	\$35,000	\$1.00	\$1.00
			1	35,000.00	\$35,000	\$1.00	\$1.00
	CONTAINMENT SYSTEM / LS						
	MMG082M	2022Q2	1	1.00	\$105,000	\$105,000	\$90,000.00
			1	1.00	\$105,000	\$105,000	\$90,000.00
	SSPC, BLAST/PRIME / LS						
	MMG083M	2022Q2	1	1.00	\$510,000	\$510,000	\$556,667
			1	1.00	\$510,000	\$510,000	\$556,667
	SSPC, STRIPE/INTERMEDIATE / LS						
	MMG084M	2022Q2	1	1.00	\$130,000	\$130,000	\$116,333
			1	1.00	\$130,000	\$130,000	\$116,333
	SSPC, FINISH / LS						
	MMG085M	2022Q2	1	1.00	\$105,000	\$105,000	\$98,333.33
			1	1.00	\$105,000	\$105,000	\$98,333.33
	TESTING, IF AND WHERE DIRECTED / DOLL						
	MMG086M	2022Q2	1	15,000.00	\$15,000	\$1.00	\$1.00
			1	15,000.00	\$15,000	\$1.00	\$1.00
	STRUCTURAL STEEL REPAIRS, WHERE DIRECTED / LB						
	MMG087M	2022Q2	1	1,000.00	\$14,000	\$14.00	\$32.67
			1	1,000.00	\$14,000	\$14.00	\$32.67

WEIGHTED AVERAGE ITEM PRICE REPORT
 BY REGION, ITEM, AND QUARTER

REGION	ITEM	CALENDAR QUARTER	NUMBER OF OCCUR'S	TOTAL QUANTITY	TOTAL DOLLARS	AVERAGE AWARDED PRICE	AVERAGE OF LOW 3 BIDDERS
STATEWID	ADJUSTMENT FACTOR / PCT						
	MMG095M	2022Q2	1	1,265,000.00	\$1,062,600	\$0.84	\$0.86
			1	1,265,000.00	\$1,062,600	\$0.84	\$0.86

	BOLLARD / U						
	MMI003M	2022Q1	1	25.00	\$30,625	\$1,225.00	\$925.00
			1	25.00	\$30,625	\$1,225.00	\$925.00

	CONSTRUCTION LAYOUT / DAY						
	MMR001M	2022Q1	1	35.00	\$61,250	\$1,750.00	\$2,000.00
			1	35.00	\$61,250	\$1,750.00	\$2,000.00

	MOBILIZATION / U						
	MMR004M	2022Q1	1	30.00	\$450,000	\$15,000.00	\$15,000.00
			1	30.00	\$450,000	\$15,000.00	\$15,000.00

	SPECIAL MOBILIZATION / U						
	MMR005M	2022Q1	1	10.00	\$40,000	\$4,000.00	\$4,000.00
			1	10.00	\$40,000	\$4,000.00	\$4,000.00

	EMERGENCY MOBILIZATION / U						
	MMR006M	2022Q1	1	1.00	\$7,500	\$7,500.00	\$7,500.00
			1	1.00	\$7,500	\$7,500.00	\$7,500.00

	REMOVAL OF CURB / LF						
	MMR031M	2022Q1	1	1,000.00	\$40,300	\$40.30	\$18.03
			1	1,000.00	\$40,300	\$40.30	\$18.03

WEIGHTED AVERAGE ITEM PRICE REPORT
 BY REGION, ITEM, AND QUARTER

REGION	ITEM	CALENDAR QUARTER	NUMBER OF OCCUR'S	TOTAL QUANTITY	TOTAL DOLLARS	AVERAGE AWARDED PRICE	AVERAGE OF LOW 3 BIDDERS
STATEWID	REMOVAL OF SIDEWALK / SY						
	MMR034M	2022Q1	1	1,000.00	\$25,300	\$25.30	\$15.10
			1	1,000.00	\$25,300	\$25.30	\$15.10
	FLASHING ARROW BOARD, 4' X 8' / DAY						
	MMR060M	2021Q4	1	300.00	\$300	\$1.00	\$53.67
		2022Q1	1	125.00	\$125	\$1.00	\$23.67
		2022Q2	2	600.00	\$3,900	\$6.50	\$87.67
			4	1,025.00	\$4,325	\$4.22	\$69.91
	PORTABLE VARIABLE MESSAGE SIGN / DAY						
	MMR061M	2022Q1	1	50.00	\$50	\$1.00	\$37.00
			1	50.00	\$50	\$1.00	\$37.00
	TRAFFIC MARKINGS, LINES, THERMOPLASTIC / LF						
	MMR081M	2022Q2	1	10,000.00	\$12,500	\$1.25	\$1.25
			1	10,000.00	\$12,500	\$1.25	\$1.25
	MICROMILLING / SY						
	MMR087M	2022Q1	1	2,500.00	\$12,500	\$5.00	\$4.17
			1	2,500.00	\$12,500	\$5.00	\$4.17
	PREPARATION OF ROADBED / SY						
	MMR089M	2022Q1	1	5,000.00	\$10,000	\$2.00	\$2.75
			1	5,000.00	\$10,000	\$2.00	\$2.75

WEIGHTED AVERAGE ITEM PRICE REPORT
 BY REGION, ITEM, AND QUARTER

REGION	ITEM	CALENDAR QUARTER	NUMBER OF OCCUR'S	TOTAL QUANTITY	TOTAL DOLLARS	AVERAGE AWARDED PRICE	AVERAGE OF LOW 3 BIDDERS
STATEWID	CONCRETE WASHOUT SYSTEM / U						
	MMR091M	2022Q1	2	12.00	\$20,000	\$1,666.67	\$1,666.67
			2	12.00	\$20,000	\$1,666.67	\$1,666.67

TOP 25 ITEMS BY TOTAL DOLLARS SPENT

RANK	ITEM NUMBER	DESCRIPTION	UNITS	CLASS	TOTAL DOLLARS SPENT
1	MMB186M	LABOR CREW	HR	BRIDGE MAINT (BUREAU OF MAINTENANCE)	\$75,873,998
2	109006M	FORCE ACCOUNT	DOLL	MISCELLANEOUS/ SPECIALTY WORK ITEMS	\$26,412,505
3	MMG095M	ADJUSTMENT FACTOR	PCT	MISCELLANEOUS/ SPECIALTY WORK ITEMS	\$20,927,010
4	404006M	STONE MATRIX ASPHALT 12.5 MM S	T	BASE, AGGREGATE	\$18,222,988
5	401054M	HOT MIX ASPHALT 12.5 M 64 SURF	T	ASPHALT ITEMS	\$15,291,325
6	401009P	HMA MILLING, 3" OR LESS	SY	MILLING AND RUMBLE STRIPS	\$14,193,749
7	401061M	HMA 12.5 M E SURFACE COURSE	T	ASPHALT ITEMS	\$12,575,138
8	401099M	HOT MIX ASPHALT 25 M 64 BASE C	T	ASPHALT ITEMS	\$12,311,385
9	607018P	9" X 16" CONCRETE VERTICAL CUR	LF	CURBING, SIDEWALKS, GUTTERS	\$11,872,858
10	651064P	12" DUCTILE IRON WATER PIPE, C	LF	UTILITY ITEMS	\$11,511,475
11	609003M	BEAM GUIDE RAIL	LF	GUARDRAIL, GUIDERAIL	\$11,151,909
12	406005M	HIGH PERFORMANCE THIN OVERLAY	T	ASPHALT ITEMS	\$9,888,353
13	610003M	TRAFFIC STRIPES, 4"	LF	PAVEMENT MARKING, TRAFFIC STRIPES	\$9,411,891
14	401042M	HOT MIX ASPHALT 9.5 M 64 SURFA	T	ASPHALT ITEMS	\$9,391,516
15	202009P	EXCAVATION, UNCLASSIFIED	CY	EARTHWORK ITEMS, EXCAVATION	\$8,179,923
16	601664M	VIDEO INSPECTION OF PIPE	LF	DRAINAGE ITEMS	\$7,649,886
17	401049M	HOT MIX ASPHALT 9.5 ME SURFACE	T	ASPHALT ITEMS	\$6,760,155
18	610017M	TRAFFIC MARKING LINES, 24"	LF	PAVEMENT MARKING, TRAFFIC STRIPES	\$5,790,457
19	511006P	STEEL SHEET PILING	SF	BRIDGE, INCL CONCRETE & STEEL STRUCTURES	\$5,776,925
20	602216M	CLEANING DRAINAGE STRUCTURE	U	DRAINAGE ITEMS	\$5,711,185
21	406010M	ULTRA-HPTO	T	ASPHALT ITEMS	\$5,451,156
22	606012P	CONCRETE SIDEWALK, 4" THICK	SY	CONCRETE	\$5,285,377
23	601122P	15" REINFORCED CONCRETE PIPE	LF	DRAINAGE ITEMS	\$4,964,130
24	MMB172M	LANE CLOSURES	HR	BRIDGE MAINT (BUREAU OF MAINTENANCE)	\$4,956,562
25	159021P	CONSTRUCTION BARRIER CURB	LF	MAINTENANCE OF TRAFFIC, TEMPORARY	\$4,870,540

ITEM DATA AT CONTRACT LEVEL

ITEM NUMBER	DESCRIPTION	UNITS	CONTRACT	LETTING DATE	UNIT PRICE	QUANTITY	ITEM COST
109006M	FORCE ACCOUNT	DOLL	22401	13JAN22	\$1.00	100,000.00	\$100,000
			22402	03MAR22	\$1.00	100,000.00	\$100,000
			22403	09DEC21	\$1.00	100,000.00	\$100,000
			22404	22FEB22	\$1.00	100,000.00	\$100,000
			22407	24FEB22	\$1.00	100,000.00	\$100,000
			22408	04JAN22	\$1.00	100,000.00	\$100,000
			22412	07OCT21	\$1.00	3000000.00	\$3,000,000
			22413	12OCT21	\$1.00	2000000.00	\$2,000,000
			22414	14OCT21	\$1.00	1000000.00	\$1,000,000
			22415	21OCT21	\$1.00	2750000.00	\$2,750,000
			22416	04NOV21	\$1.00	1250000.00	\$1,250,000
			22417	28OCT21	\$1.00	500,000.00	\$500,000
			22418	16DEC21	\$1.00	200,000.00	\$200,000
			22419	21DEC21	\$1.00	200,000.00	\$200,000
			22420	28DEC21	\$1.00	200,000.00	\$200,000
			22423	03FEB22	\$1.00	155,000.00	\$155,000
			22427	03MAR22	\$1.00	60,380.00	\$60,380
			22428	08MAR22	\$1.00	40,825.00	\$40,825
			22429	10MAR22	\$1.00	50,000.00	\$50,000
			22430	15MAR22	\$1.00	50,000.00	\$50,000
			22431	02DEC21	\$1.00	1000000.00	\$1,000,000
			22432	23NOV21	\$1.00	750,000.00	\$750,000
			22433	30NOV21	\$1.00	750,000.00	\$750,000
			22434	28OCT21	\$1.00	2700000.00	\$2,700,000
			22435	09NOV21	\$1.00	1600000.00	\$1,600,000
			22436	04NOV21	\$1.00	400,000.00	\$400,000
			22439	06JAN22	\$1.00	642,500.00	\$642,500
			22440	10MAR22	\$1.00	4500880.00	\$4,500,880
			22446	10MAR22	\$1.00	1000000.00	\$1,000,000
			22448	10MAR22	\$1.00	417,920.00	\$417,920
22449	31MAR22	\$1.00	75,000.00	\$75,000			
22463	26MAY22	\$1.00	300,000.00	\$300,000			
22464	02JUN22	\$1.00	220,000.00	\$220,000			
159021P	CONSTRUCTION BARRIER CURB	LF	21135	19OCT21	\$25.00	8,612.00	\$215,300
			21138	21OCT21	\$126.00	1,300.00	\$163,800
			21140	06JAN22	\$100.00	1,040.00	\$104,000
			22101	24FEB22	\$15.00	800.00	\$12,000
			22103	12APR22	\$65.00	1,520.00	\$98,800
			22107	19MAY22	\$20.00	2,546.00	\$50,920
			22108	07APR22	\$7.50	2,920.00	\$21,900
			22112	02JUN22	\$80.00	5,500.00	\$440,000

ITEM DATA AT CONTRACT LEVEL

ITEM NUMBER	DESCRIPTION	UNITS	CONTRACT	LETTING DATE	UNIT PRICE	QUANTITY	ITEM COST				
159021P	CONSTRUCTION BARRIER CURB	LF	22114	21APR22	\$30.00	420.00	\$12,600				
				24MAY22	\$155.00	5,540.00	\$858,700				
				07JUN22	\$56.00	3,330.00	\$186,480				
				26MAY22	\$75.00	20,680.00	\$1,551,000				
				19MAY22	\$20.00	400.00	\$8,000				
				12MAY22	\$150.00	1,400.00	\$210,000				
				12MAY22	\$100.00	2,398.00	\$239,800				
				09JUN22	\$150.00	1,700.00	\$255,000				
				26MAY22	\$1.00	3,740.00	\$3,740				
				02JUN22	\$90.00	1,900.00	\$171,000				
				24MAY22	\$5.00	7,860.00	\$39,300				
				19MAY22	\$50.00	460.00	\$23,000				
				04AUG22	\$135.00	1,520.00	\$205,200				
				202009P	EXCAVATION, UNCLASSIFIED	CY	20453	18NOV21	\$40.00	3,500.00	\$140,000
								19OCT21	\$25.00	12,645.00	\$316,125
14OCT21	\$60.50	203.00	\$12,282								
21OCT21	\$50.00	337.00	\$16,850								
06JAN22	\$50.00	785.00	\$39,250								
24FEB22	\$35.58	4,198.00	\$149,380								
12APR22	\$30.00	10,027.00	\$300,810								
19MAY22	\$16.00	40,384.00	\$646,144								
07APR22	\$75.00	84.00	\$6,300								
02JUN22	\$54.01	14,315.00	\$773,100								
21APR22	\$94.50	31.00	\$2,930								
24MAY22	\$64.64	9,369.00	\$605,642								
07JUN22	\$51.30	2,696.00	\$138,296								
26MAY22	\$60.00	17,876.00	\$1,072,560								
19MAY22	\$66.02	1,320.00	\$87,150								
12MAY22	\$89.00	3,627.00	\$322,800								
12MAY22	\$16.01	2,865.00	\$45,870								
09JUN22	\$67.02	1,356.00	\$90,880								
26MAY22	\$800.00	4.00	\$3,200								
02JUN22	\$475.00	6,064.00	\$2,880,400								
02JUN22	\$40.00	2,392.00	\$95,680								
04AUG22	\$41.93	2,793.00	\$117,115								
13JAN22	\$1.07	1,070.00	\$1,140								
03MAR22	\$3.18	1,100.00	\$3,500								
09DEC21	\$3.18	1,100.00	\$3,500								
22FEB22	\$3.18	1,100.00	\$3,500								
06JAN22	\$25.00	100.00	\$2,500								
10FEB22	\$25.00	100.00	\$2,500								

ITEM DATA AT CONTRACT LEVEL

ITEM NUMBER	DESCRIPTION	UNITS	CONTRACT	LETTING DATE	UNIT PRICE	QUANTITY	ITEM COST
202009P	EXCAVATION, UNCLASSIFIED	CY	22407	24FEB22	\$0.46	1,100.00	\$510
			22408	04JAN22	\$0.46	1,100.00	\$510
			22449	31MAR22	\$10.00	2,500.00	\$25,000
			22453	02JUN22	\$40.00	1,500.00	\$60,000
			22454	09JUN22	\$143.00	1,500.00	\$214,500
401009P	HMA MILLING, 3" OR LESS	SY	21135	19OCT21	\$5.00	9,898.00	\$49,490
			21137	14OCT21	\$162.50	24.00	\$3,900
			21138	21OCT21	\$4.15	242,111.00	\$1,004,761
			21139	10FEB22	\$20.00	2,986.00	\$59,720
			21140	06JAN22	\$7.00	15,662.00	\$109,634
			22101	24FEB22	\$15.00	729.00	\$10,935
			22102	03MAR22	\$4.60	45,601.00	\$209,765
			22103	12APR22	\$8.00	17,564.00	\$140,512
			22107	19MAY22	\$5.00	178,380.00	\$891,900
			22110	02JUN22	\$3.25	173,920.00	\$565,240
			22111	21APR22	\$8.56	7,215.00	\$61,760
			22112	02JUN22	\$11.00	1,167.00	\$12,837
			22114	21APR22	\$10.00	958.00	\$9,580
			22115	05MAY22	\$3.70	58,800.00	\$217,560
			22116	28APR22	\$5.70	3,859.00	\$21,996
			22117	24MAY22	\$8.00	168,333.00	\$1,346,664
			22120	26MAY22	\$5.25	179,307.00	\$941,362
			22121	19MAY22	\$6.00	1,500.00	\$9,000
			22122	12MAY22	\$7.00	7,369.00	\$51,583
			22123	12MAY22	\$5.75	22,217.00	\$127,748
			22124	09JUN22	\$8.00	5,084.00	\$40,672
			22127	02JUN22	\$25.00	1,183.00	\$29,575
			22129	02JUN22	\$9.50	6,042.00	\$57,399
			22131	19MAY22	\$9.00	47,513.00	\$427,617
			22136	09JUN22	\$0.01	9,767.00	\$98
			22137	04AUG22	\$16.00	8,017.00	\$128,272
			22401	13JAN22	\$2.98	442,717.00	\$1,318,580
			22402	03MAR22	\$2.11	322,133.00	\$678,679
			22403	09DEC21	\$2.44	397,753.00	\$972,186
			22404	22FEB22	\$2.51	361,613.00	\$909,113
			22405	06JAN22	\$3.33	434,142.00	\$1,445,693
22406	10FEB22	\$2.87	289,840.00	\$831,841			
22407	24FEB22	\$1.98	423,605.00	\$836,968			
22408	04JAN22	\$1.15	325,071.00	\$373,038			
22447	23JUN22	\$38.00	344.00	\$13,072			
22449	31MAR22	\$0.95	300,000.00	\$285,000			

ITEM DATA AT CONTRACT LEVEL

ITEM NUMBER	DESCRIPTION	UNITS	CONTRACT	LETTING DATE	UNIT PRICE	QUANTITY	ITEM COST				
401042M	HOT MIX ASPHALT 9.5 M 64 SURFA	T	21137	14OCT21	\$250.00	17.00	\$4,250				
				09JUN22	\$150.00	445.00	\$66,750				
				02JUN22	\$165.00	50.00	\$8,250				
				13JAN22	\$97.50	2,000.00	\$195,000				
				03MAR22	\$99.96	18,487.00	\$1,848,039				
				09DEC21	\$113.00	2,000.00	\$226,000				
				22FEB22	\$121.00	2,000.00	\$242,000				
				10FEB22	\$92.89	11,277.00	\$1,047,521				
				24FEB22	\$101.48	30,661.00	\$3,111,456				
				04JAN22	\$180.00	2,000.00	\$360,000				
				31MAR22	\$134.25	17,000.00	\$2,282,250				
				401049M	HOT MIX ASPHALT 9.5 ME SURFACE	T	22101	24FEB22	\$120.00	117.00	\$14,040
								26MAY22	\$125.00	26,893.00	\$3,361,625
02JUN22	\$165.00	1,628.00	\$268,620								
13JAN22	\$107.00	2,000.00	\$214,000								
03MAR22	\$131.50	2,000.00	\$263,000								
09DEC21	\$120.00	2,000.00	\$240,000								
22FEB22	\$134.50	2,000.00	\$269,000								
24FEB22	\$175.00	2,000.00	\$350,000								
04JAN22	\$94.56	18,822.00	\$1,779,870								
401054M	HOT MIX ASPHALT 12.5 M 64 SURF	T	21139					10FEB22	\$1,000.00	1.00	\$1,000
				06JAN22	\$125.00	3,020.00	\$377,500				
				12APR22	\$115.00	3,181.00	\$365,815				
				19MAY22	\$113.00	4,933.00	\$557,429				
				02JUN22	\$111.15	5,472.00	\$608,213				
				21APR22	\$250.00	13.00	\$3,250				
				21APR22	\$175.00	236.00	\$41,300				
				05MAY22	\$105.45	7,700.00	\$811,965				
				28APR22	\$150.00	444.00	\$66,600				
				24MAY22	\$150.00	6,201.00	\$930,150				
				07JUN22	\$132.00	114.00	\$15,048				
				19MAY22	\$150.00	280.00	\$42,000				
				12MAY22	\$150.00	238.00	\$35,700				
				12MAY22	\$90.00	1,792.00	\$161,280				
				09JUN22	\$285.00	19.00	\$5,415				
				02JUN22	\$155.00	645.00	\$99,975				
				04AUG22	\$133.00	949.00	\$126,217				
				13JAN22	\$96.86	15,935.00	\$1,543,482				
				03MAR22	\$124.40	4,000.00	\$497,600				

ITEM DATA AT CONTRACT LEVEL

ITEM NUMBER	DESCRIPTION	UNITS	CONTRACT	LETTING DATE	UNIT PRICE	QUANTITY	ITEM COST	
401054M	HOT MIX ASPHALT 12.5 M 64 SURF	T	22403	09DEC21	\$100.50	18,060.00	\$1,815,117	
				22404	22FEB22	\$99.03	17,074.00	\$1,690,861
				22405	06JAN22	\$90.61	37,539.00	\$3,401,409
				22407	24FEB22	\$177.00	4,000.00	\$708,000
				22408	04JAN22	\$177.00	4,000.00	\$708,000
				22447	23JUN22	\$450.00	15.00	\$6,750
				22449	31MAR22	\$134.25	5,000.00	\$671,250
401061M	HMA 12.5 M E SURFACE COURSE	T	21135	19OCT21	\$95.00	4,654.00	\$442,130	
				21138	21OCT21	\$116.00	38,529.00	\$4,469,364
				21139	10FEB22	\$251.70	518.00	\$130,381
				22102	03MAR22	\$118.65	225.00	\$26,696
				22111	21APR22	\$233.40	832.00	\$194,189
				22122	12MAY22	\$150.00	1,261.00	\$189,150
				22123	12MAY22	\$98.00	2,680.00	\$262,640
				22131	19MAY22	\$155.00	8,202.00	\$1,271,310
				22136	09JUN22	\$150.00	1,590.00	\$238,500
				22401	13JAN22	\$102.74	15,918.00	\$1,635,479
				22402	03MAR22	\$131.50	4,000.00	\$526,000
				22403	09DEC21	\$106.27	12,001.00	\$1,275,299
				22404	22FEB22	\$134.50	4,000.00	\$538,000
				22407	24FEB22	\$172.00	4,000.00	\$688,000
				22408	04JAN22	\$172.00	4,000.00	\$688,000
401099M	HOT MIX ASPHALT 25 M 64 BASE C	T	21135	19OCT21	\$95.00	7,398.00	\$702,810	
				21138	21OCT21	\$91.00	409.00	\$37,219
				21140	06JAN22	\$300.00	107.00	\$32,100
				22101	24FEB22	\$100.00	99.00	\$9,900
				22103	12APR22	\$105.00	2,787.00	\$292,635
				22107	19MAY22	\$110.00	23,619.00	\$2,598,090
				22117	24MAY22	\$92.00	15,950.00	\$1,467,400
				22119	07JUN22	\$137.00	456.00	\$62,472
				22120	26MAY22	\$137.50	40,205.00	\$5,528,188
				22121	19MAY22	\$150.00	250.00	\$37,500
				22122	12MAY22	\$135.00	2,837.00	\$382,995
				22123	12MAY22	\$140.00	690.00	\$96,600
				22124	09JUN22	\$675.00	12.00	\$8,100
				22127	02JUN22	\$149.00	1,078.00	\$160,622
				22129	02JUN22	\$135.00	703.00	\$94,905
				22137	04AUG22	\$150.00	2,419.00	\$362,850
				22401	13JAN22	\$85.00	500.00	\$42,500

ITEM DATA AT CONTRACT LEVEL

ITEM NUMBER	DESCRIPTION	UNITS	CONTRACT	LETTING DATE	UNIT PRICE	QUANTITY	ITEM COST
401099M	HOT MIX ASPHALT 25 M 64 BASE C	T	22402	03MAR22	\$85.00	500.00	\$42,500
				09DEC21	\$84.00	500.00	\$42,000
				22FEB22	\$84.00	500.00	\$42,000
				24FEB22	\$75.00	500.00	\$37,500
				04JAN22	\$75.00	500.00	\$37,500
				23JUN22	\$425.00	27.00	\$11,475
				31MAR22	\$129.66	1,400.00	\$181,524
				22449			
404006M	STONE MATRIX ASPHALT 12.5 MM S	T	22101	24FEB22	\$180.00	11.00	\$1,980
				02JUN22	\$145.00	16,622.00	\$2,410,190
				24MAY22	\$155.00	20,436.00	\$3,167,580
				04AUG22	\$210.00	1,307.00	\$274,470
				13JAN22	\$133.55	8,645.00	\$1,154,542
				03MAR22	\$163.75	1,500.00	\$245,625
				09DEC21	\$131.76	10,477.00	\$1,380,488
				22FEB22	\$130.10	17,622.00	\$2,292,688
				06JAN22	\$126.25	22,679.00	\$2,863,224
				10FEB22	\$108.39	35,328.00	\$3,829,202
				24FEB22	\$195.00	1,500.00	\$292,500
				04JAN22	\$195.00	1,500.00	\$292,500
				23JUN22	\$450.00	40.00	\$18,000
				22447			
				406005M	HIGH PERFORMANCE THIN OVERLAY	T	22102
19MAY22	\$160.00	11,345.00	\$1,815,200				
21APR22	\$151.00	21,283.00	\$3,213,733				
05MAY22	\$147.45	22,800.00	\$3,361,860				
21APR22	\$160.00	6,659.00	\$1,065,440				
22118							
406010M	ULTRA-HPTO	T	22136	09JUN22	\$212.00	25,713.00	\$5,451,156
511006P	STEEL SHEET PILING	SF	22112	02JUN22	\$385.00	15,005.00	\$5,776,925
601122P	15" REINFORCED CONCRETE PIPE	LF	21135	19OCT21	\$82.00	3,096.00	\$253,872
				21OCT21	\$160.00	90.00	\$14,400
				24FEB22	\$100.00	107.00	\$10,700
				12APR22	\$85.00	2,443.00	\$207,655
				19MAY22	\$80.75	22,011.00	\$1,777,388
				02JUN22	\$165.00	3,093.00	\$510,345
22112							

ITEM DATA AT CONTRACT LEVEL

ITEM NUMBER	DESCRIPTION	UNITS	CONTRACT	LETTING DATE	UNIT PRICE	QUANTITY	ITEM COST
601122P	15" REINFORCED CONCRETE PIPE	LF	22117	24MAY22	\$98.00	4,809.00	\$471,282
				22120	\$87.50	15,187.00	\$1,328,863
				22121	\$70.00	20.00	\$1,400
				22122	\$150.00	14.00	\$2,100
				22123	\$110.00	550.00	\$60,500
				22127	\$325.00	996.00	\$323,700
				22137	\$175.00	11.00	\$1,925
				601664M	VIDEO INSPECTION OF PIPE	LF	20453
21138	\$8.55	2,000.00	\$17,100				
22117	\$17.00	958.00	\$16,286				
22453	\$5.80	455,000.00	\$2,639,000				
22454	\$5.50	305,000.00	\$1,677,500				
602216M	CLEANING DRAINAGE STRUCTURE	U	20453	18NOV21	\$373.45	5,800.00	\$2,166,010
				21138	\$905.00	30.00	\$27,150
				22102	\$495.00	11.00	\$5,445
				22107	\$550.00	8.00	\$4,400
				22110	\$395.00	284.00	\$112,180
				22112	\$330.00	12.00	\$3,960
				22115	\$495.00	40.00	\$19,800
				22117	\$350.00	229.00	\$80,150
				22120	\$275.00	34.00	\$9,350
				22122	\$1,000.00	4.00	\$4,000
				22127	\$300.00	1.00	\$300
				22129	\$550.00	3.00	\$1,650
				22131	\$550.00	25.00	\$13,750
				22137	\$1,050.00	3.00	\$3,150
				22401	\$209.72	71.00	\$14,890
				22402	\$294.92	118.00	\$34,800
				22403	\$117.92	53.00	\$6,250
				22404	\$205.36	56.00	\$11,500
				22405	\$1,500.00	4.00	\$6,000
				22406	\$400.00	7.00	\$2,800
				22407	\$23.15	54.00	\$1,250
				22408	\$8.33	54.00	\$450
				22453	\$612.00	4,225.00	\$2,585,700
				22454	\$225.00	2,650.00	\$596,250

ITEM DATA AT CONTRACT LEVEL

ITEM NUMBER	DESCRIPTION	UNITS	CONTRACT	LETTING DATE	UNIT PRICE	QUANTITY	ITEM COST
606012P	CONCRETE SIDEWALK, 4" THICK	SY	21135	19OCT21	\$150.00	20.00	\$3,000
				14OCT21	\$181.25	706.00	\$127,963
				21OCT21	\$134.10	13,822.00	\$1,853,530
				16DEC21	\$140.00	50.00	\$7,000
				24FEB22	\$10.00	2.00	\$20
				12APR22	\$100.00	521.00	\$52,100
				19MAY22	\$65.00	18,719.00	\$1,216,735
				02JUN22	\$202.65	487.00	\$98,691
				21APR22	\$215.00	28.00	\$6,020
				21APR22	\$100.00	157.00	\$15,700
				24MAY22	\$100.00	3,547.00	\$354,700
				21APR22	\$160.00	582.00	\$93,120
				26MAY22	\$70.00	9,858.00	\$690,060
				19MAY22	\$1,500.00	1.00	\$1,500
				09JUN22	\$125.00	28.00	\$3,500
				02JUN22	\$160.00	964.00	\$154,240
				02JUN22	\$140.00	519.00	\$72,660
				19MAY22	\$190.00	579.00	\$110,010
				09JUN22	\$300.00	20.00	\$6,000
				04AUG22	\$141.00	192.00	\$27,072
				13JAN22	\$40.00	500.00	\$20,000
				03MAR22	\$50.00	500.00	\$25,000
				09DEC21	\$45.00	500.00	\$22,500
				22FEB22	\$50.00	500.00	\$25,000
				24FEB22	\$10.00	500.00	\$5,000
				04JAN22	\$10.00	500.00	\$5,000
				03MAR22	\$80.00	250.00	\$20,000
				08MAR22	\$85.00	200.00	\$17,000
				23JUN22	\$97.00	281.00	\$27,257
				31MAR22	\$75.00	3,000.00	\$225,000
607018P	9" X 16" CONCRETE VERTICAL CUR	LF	21135	19OCT21	\$30.00	10,207.00	\$306,210
				14OCT21	\$125.00	147.00	\$18,375
				21OCT21	\$75.15	17,546.00	\$1,318,582
				24FEB22	\$30.00	509.00	\$15,270
				12APR22	\$45.00	3,951.00	\$177,795
				19MAY22	\$35.00	65,333.00	\$2,286,655
				07APR22	\$86.50	2,151.00	\$186,062
				02JUN22	\$89.00	1,924.00	\$171,236
				02JUN22	\$53.00	10,594.00	\$561,482
				21APR22	\$81.00	218.00	\$17,658
				21APR22	\$45.00	464.00	\$20,880

ITEM DATA AT CONTRACT LEVEL

ITEM NUMBER	DESCRIPTION	UNITS	CONTRACT	LETTING DATE	UNIT PRICE	QUANTITY	ITEM COST
607018P	9" X 16" CONCRETE VERTICAL CUR	LF	22115	05MAY22	\$114.00	820.00	\$93,480
			22117	24MAY22	\$86.00	17,204.00	\$1,479,544
			22118	21APR22	\$91.25	1,068.00	\$97,455
			22119	07JUN22	\$44.00	652.00	\$28,688
			22120	26MAY22	\$45.00	41,335.00	\$1,860,075
			22121	19MAY22	\$75.00	110.00	\$8,250
			22122	12MAY22	\$51.00	20.00	\$1,020
			22124	09JUN22	\$39.00	200.00	\$7,800
			22125	26MAY22	\$43.00	4,997.00	\$214,871
			22127	02JUN22	\$42.00	2,246.00	\$94,332
			22128	24MAY22	\$125.00	4,783.00	\$597,875
			22129	02JUN22	\$60.00	1,722.00	\$103,320
			22131	19MAY22	\$110.00	1,037.00	\$114,070
			22137	04AUG22	\$55.00	1,823.00	\$100,265
			22401	13JAN22	\$59.13	1,796.00	\$106,192
			22402	03MAR22	\$85.16	4,348.00	\$370,281
			22403	09DEC21	\$69.79	3,240.00	\$226,104
			22404	22FEB22	\$67.15	3,029.00	\$203,392
			22405	06JAN22	\$64.29	4,779.00	\$307,242
			22406	10FEB22	\$59.00	1,470.00	\$86,730
			22407	24FEB22	\$57.28	7,124.00	\$408,060
			22408	04JAN22	\$40.95	2,287.00	\$93,655
			22423	03FEB22	\$1.00	100.00	\$100
			22427	03MAR22	\$85.00	45.00	\$3,825
			22428	08MAR22	\$75.00	50.00	\$3,750
			22447	23JUN22	\$63.00	179.00	\$11,277
			22449	31MAR22	\$50.00	3,200.00	\$160,000
			22463	26MAY22	\$50.00	100.00	\$5,000
			22464	02JUN22	\$60.00	100.00	\$6,000
			609003M	BEAM GUIDE RAIL	LF	21135	19OCT21
21138	21OCT21	\$40.15				450.00	\$18,068
21139	10FEB22	\$90.22				188.00	\$16,961
21140	06JAN22	\$47.00				387.00	\$18,189
22101	24FEB22	\$35.00				606.00	\$21,210
22102	03MAR22	\$38.15				5,206.00	\$198,609
22103	12APR22	\$76.00				743.00	\$56,468
22107	19MAY22	\$32.00				2,138.00	\$68,416
22108	07APR22	\$38.00				23,950.00	\$910,100
22110	02JUN22	\$40.00				1,250.00	\$50,000
22112	02JUN22	\$38.00				8,346.00	\$317,148
22114	21APR22	\$70.00				17.00	\$1,190

ITEM DATA AT CONTRACT LEVEL

ITEM NUMBER	DESCRIPTION	UNITS	CONTRACT	LETTING DATE	UNIT PRICE	QUANTITY	ITEM COST				
609003M	BEAM GUIDE RAIL	LF	22115	05MAY22	\$39.00	337.00	\$13,143				
				24MAY22	\$40.00	24,658.00	\$986,320				
				07JUN22	\$38.00	2,726.00	\$103,588				
				26MAY22	\$31.50	3,571.00	\$112,487				
				19MAY22	\$38.00	400.00	\$15,200				
				12MAY22	\$40.00	1,187.00	\$47,480				
				12MAY22	\$40.00	3,976.00	\$159,040				
				09JUN22	\$30.00	1,305.00	\$39,150				
				26MAY22	\$40.00	9,222.00	\$368,880				
				02JUN22	\$53.75	622.00	\$33,433				
				24MAY22	\$41.00	7,438.00	\$304,958				
				19MAY22	\$37.00	976.00	\$36,112				
				04AUG22	\$42.00	126.00	\$5,292				
				03FEB22	\$42.00	28,000.00	\$1,176,000				
				23JUN22	\$40.00	376.00	\$15,040				
				26MAY22	\$69.50	55,600.00	\$3,864,200				
				02JUN22	\$52.00	37,000.00	\$1,924,000				
				610003M	TRAFFIC STRIPES, 4"	LF	20466	04NOV21	\$2.50	1,000.00	\$2,500
								21OCT21	\$0.58	176,200.00	\$102,196
								14OCT21	\$2.50	1,518.00	\$3,795
21OCT21	\$0.45	140,000.00	\$63,000								
10FEB22	\$0.57	70,000.00	\$39,900								
06JAN22	\$1.00	22,921.00	\$22,921								
09DEC21	\$0.45	4549222.00	\$2,047,150								
14DEC21	\$0.45	3936131.00	\$1,771,259								
16DEC21	\$0.44	6354379.00	\$2,795,927								
16DEC21	\$3.00	1,500.00	\$4,500								
24FEB22	\$1.00	850.00	\$850								
03MAR22	\$0.40	40,000.00	\$16,000								
12APR22	\$1.20	20,832.00	\$24,998								
24MAY22	\$0.90	148,150.00	\$133,335								
17MAR22	\$0.58	134,100.00	\$77,778								
19MAY22	\$0.75	323,186.00	\$242,390								
07APR22	\$2.50	400.00	\$1,000								
12MAY22	\$0.57	86,069.00	\$49,059								
02JUN22	\$0.45	141,750.00	\$63,788								
21APR22	\$0.59	192,200.00	\$113,398								
02JUN22	\$0.55	32,100.00	\$17,655								
21APR22	\$0.40	240,000.00	\$96,000								
21APR22	\$2.00	2,550.00	\$5,100								
05MAY22	\$0.40	200,000.00	\$80,000								

ITEM DATA AT CONTRACT LEVEL

ITEM NUMBER	DESCRIPTION	UNITS	CONTRACT	LETTING DATE	UNIT PRICE	QUANTITY	ITEM COST	
610003M	TRAFFIC STRIPES, 4"	LF	22116	28APR22	\$1.50	2,160.00	\$3,240	
				24MAY22	\$0.45	126,800.00	\$57,060	
				21APR22	\$0.39	62,570.00	\$24,402	
				07JUN22	\$1.30	4,252.00	\$5,528	
				26MAY22	\$0.40	386,374.00	\$154,550	
				19MAY22	\$1.50	2,000.00	\$3,000	
				12MAY22	\$0.90	4,868.00	\$4,381	
				12MAY22	\$0.65	41,965.00	\$27,277	
				09JUN22	\$0.55	2,980.00	\$1,639	
				02JUN22	\$0.60	14,520.00	\$8,712	
				02JUN22	\$0.65	7,920.00	\$5,148	
				26MAY22	\$0.95	222,470.00	\$211,347	
				19MAY22	\$0.65	19,355.00	\$12,581	
				09JUN22	\$0.41	234,200.00	\$96,022	
				04AUG22	\$0.53	26,057.00	\$13,810	
				13JAN22	\$0.36	251,510.00	\$90,544	
				03MAR22	\$0.46	211,892.00	\$96,800	
				09DEC21	\$0.69	278,151.00	\$192,243	
				22FEB22	\$0.36	262,227.00	\$94,402	
				06JAN22	\$0.36	502,902.00	\$181,045	
				10FEB22	\$0.70	157,970.00	\$110,579	
				24FEB22	\$0.43	348,194.00	\$150,146	
				04JAN22	\$0.27	266,147.00	\$71,188	
				23JUN22	\$1.00	10,000.00	\$10,000	
				22449	31MAR22	\$0.47	25,000.00	\$11,750
				610017M	TRAFFIC MARKING LINES, 24"	LF	21128	21OCT21
19OCT21	\$4.00	2,222.00	\$8,888					
14OCT21	\$7.50	475.00	\$3,563					
21OCT21	\$4.30	5,000.00	\$21,500					
10FEB22	\$7.20	1,500.00	\$10,800					
09DEC21	\$11.00	144,556.00	\$1,590,116					
14DEC21	\$9.00	142,343.00	\$1,281,087					
16DEC21	\$10.50	210,630.00	\$2,211,615					
12APR22	\$5.65	590.00	\$3,334					
24MAY22	\$8.82	200.00	\$1,764					
17MAR22	\$8.64	1,000.00	\$8,640					
19MAY22	\$4.85	19,692.00	\$95,506					
07APR22	\$15.00	100.00	\$1,500					
02JUN22	\$5.20	2,150.00	\$11,180					
21APR22	\$8.16	4,000.00	\$32,640					
22112	02JUN22	\$5.00	1,545.00					\$7,725

ITEM DATA AT CONTRACT LEVEL

ITEM NUMBER	DESCRIPTION	UNITS	CONTRACT	LETTING DATE	UNIT PRICE	QUANTITY	ITEM COST	
610017M	TRAFFIC MARKING LINES, 24"	LF	22113	21APR22	\$4.00	4,500.00	\$18,000	
				22115	05MAY22	\$5.80	4,000.00	\$23,200
				22116	28APR22	\$5.25	190.00	\$998
				22117	24MAY22	\$6.00	5,400.00	\$32,400
				22118	21APR22	\$5.50	2,230.00	\$12,265
				22120	26MAY22	\$4.73	8,990.00	\$42,523
				22127	02JUN22	\$4.60	202.00	\$929
				22128	24MAY22	\$20.00	200.00	\$4,000
				22129	02JUN22	\$5.25	760.00	\$3,990
				22131	19MAY22	\$5.00	952.00	\$4,760
				22136	09JUN22	\$5.40	2,615.00	\$14,121
				22137	04AUG22	\$12.50	170.00	\$2,125
				22401	13JAN22	\$4.30	6,084.00	\$26,161
				22402	03MAR22	\$4.82	5,793.00	\$27,903
				22403	09DEC21	\$4.48	8,958.00	\$40,125
				22404	22FEB22	\$4.75	10,835.00	\$51,426
				22405	06JAN22	\$4.10	21,846.00	\$89,569
				22406	10FEB22	\$5.15	4,615.00	\$23,767
				22407	24FEB22	\$8.82	3,792.00	\$33,440
				22408	04JAN22	\$9.67	2,209.00	\$21,359
22449	31MAR22	\$5.04	1,000.00	\$5,040				
651064P	12" DUCTILE IRON WATER PIPE, C	LF	22107	19MAY22	\$325.00	6,610.00	\$2,148,250	
				22117	24MAY22	\$495.00	105.00	\$51,975
				22119	07JUN22	\$625.00	40.00	\$25,000
				22120	26MAY22	\$425.00	21,850.00	\$9,286,250
MMB172M	LANE CLOSURES	HOUR	22412	07OCT21	\$0.01	8,000.00	\$80	
				22413	12OCT21	\$0.01	7,000.00	\$70
				22414	14OCT21	\$0.01	2,000.00	\$20
				22415	21OCT21	\$0.01	30,000.00	\$300
				22416	04NOV21	\$1.00	13,000.00	\$13,000
				22417	28OCT21	\$0.01	4,800.00	\$48
				22418	16DEC21	\$135.00	1,500.00	\$202,500
				22419	21DEC21	\$142.00	1,500.00	\$213,000
				22420	28DEC21	\$185.00	1,500.00	\$277,500
				22431	02DEC21	\$0.01	8,400.00	\$84
				22432	23NOV21	\$175.00	4,000.00	\$700,000
				22433	30NOV21	\$170.00	2,000.00	\$340,000
				22434	28OCT21	\$0.01	6,500.00	\$65
				22435	09NOV21	\$0.01	5,000.00	\$50

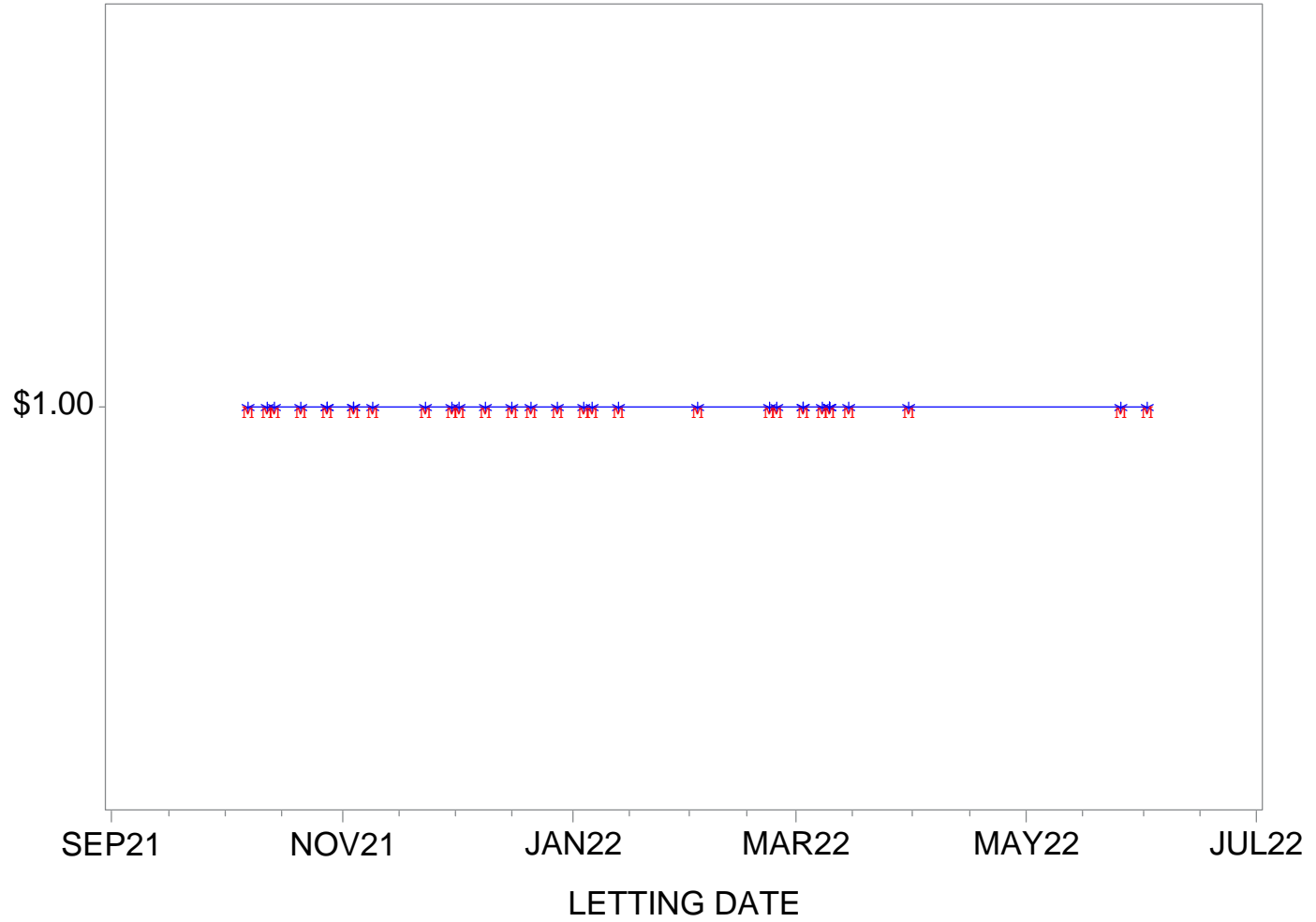
ITEM DATA AT CONTRACT LEVEL

ITEM NUMBER	DESCRIPTION	UNITS	CONTRACT	LETTING DATE	UNIT PRICE	QUANTITY	ITEM COST
MMB172M	LANE CLOSURES	HOUR	22436	04NOV21	\$0.01	2,100.00	\$21
			22439	06JAN22	\$220.50	1,700.00	\$374,850
			22440	10MAR22	\$436.88	6,480.00	\$2,830,982
			22446	10MAR22	\$1.00	3,952.00	\$3,952
			22448	10MAR22	\$0.01	3,952.00	\$40
MMB186M	LABOR CREW	HOUR	22412	07OCT21	\$379.86	14,500.00	\$5,508,000
			22413	12OCT21	\$380.34	11,800.00	\$4,488,000
			22414	14OCT21	\$370.78	4,000.00	\$1,483,100
			22415	21OCT21	\$531.34	33,000.00	\$17,534,220
			22416	04NOV21	\$598.00	13,000.00	\$7,774,000
			22417	28OCT21	\$620.00	4,800.00	\$2,976,000
			22418	16DEC21	\$460.77	4,525.00	\$2,085,000
			22419	21DEC21	\$468.60	4,525.00	\$2,120,425
			22420	28DEC21	\$491.91	4,525.00	\$2,225,875
			22431	02DEC21	\$535.50	16,800.00	\$8,996,400
			22432	23NOV21	\$545.50	8,000.00	\$4,364,000
			22433	30NOV21	\$590.00	4,000.00	\$2,360,000
			22434	28OCT21	\$569.10	6,500.00	\$3,699,150
			22435	09NOV21	\$654.59	5,000.00	\$3,272,950
			22436	04NOV21	\$694.30	2,100.00	\$1,458,030
			22446	10MAR22	\$595.00	3,952.00	\$2,351,440
22448	10MAR22	\$804.00	3,952.00	\$3,177,408			
MMG095M	ADJUSTMENT FACTOR	PCT	22441	19MAY22	\$0.73	6900000.00	\$5,029,410
			22442	24MAY22	\$0.85	11000000.0	\$9,326,900
			22443	26MAY22	\$0.85	6500000.00	\$5,508,100
			22444	23JUN22	\$0.84	1265000.00	\$1,062,600

New Jersey Department of Transportation
Oct 2021 - Sep 2022

ITEM=109006M DESCRIPTION=FORCE ACCOUNT UNITS=DOLL

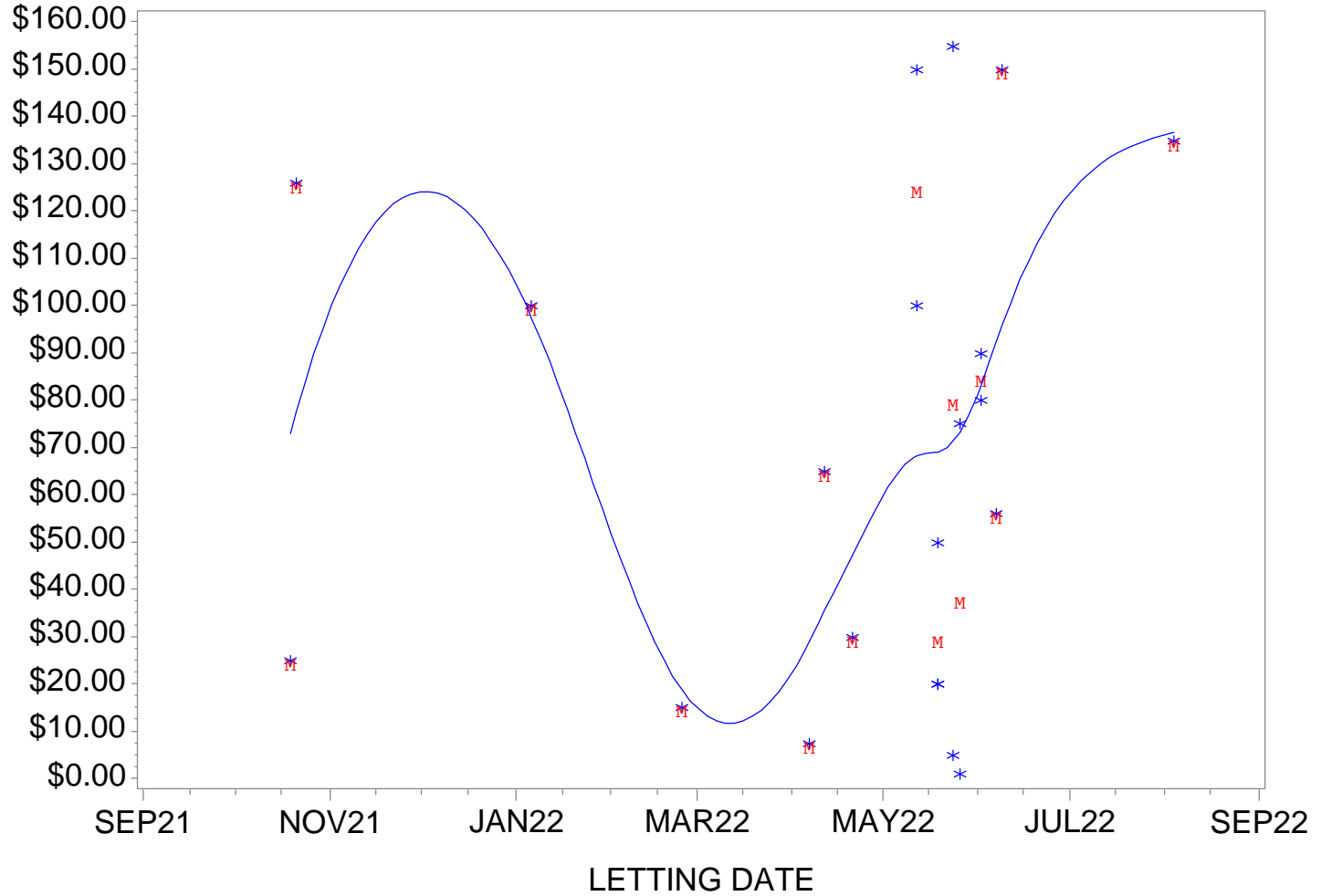
UNIT PRICE BID



New Jersey Department of Transportation Oct 2021 - Sep 2022

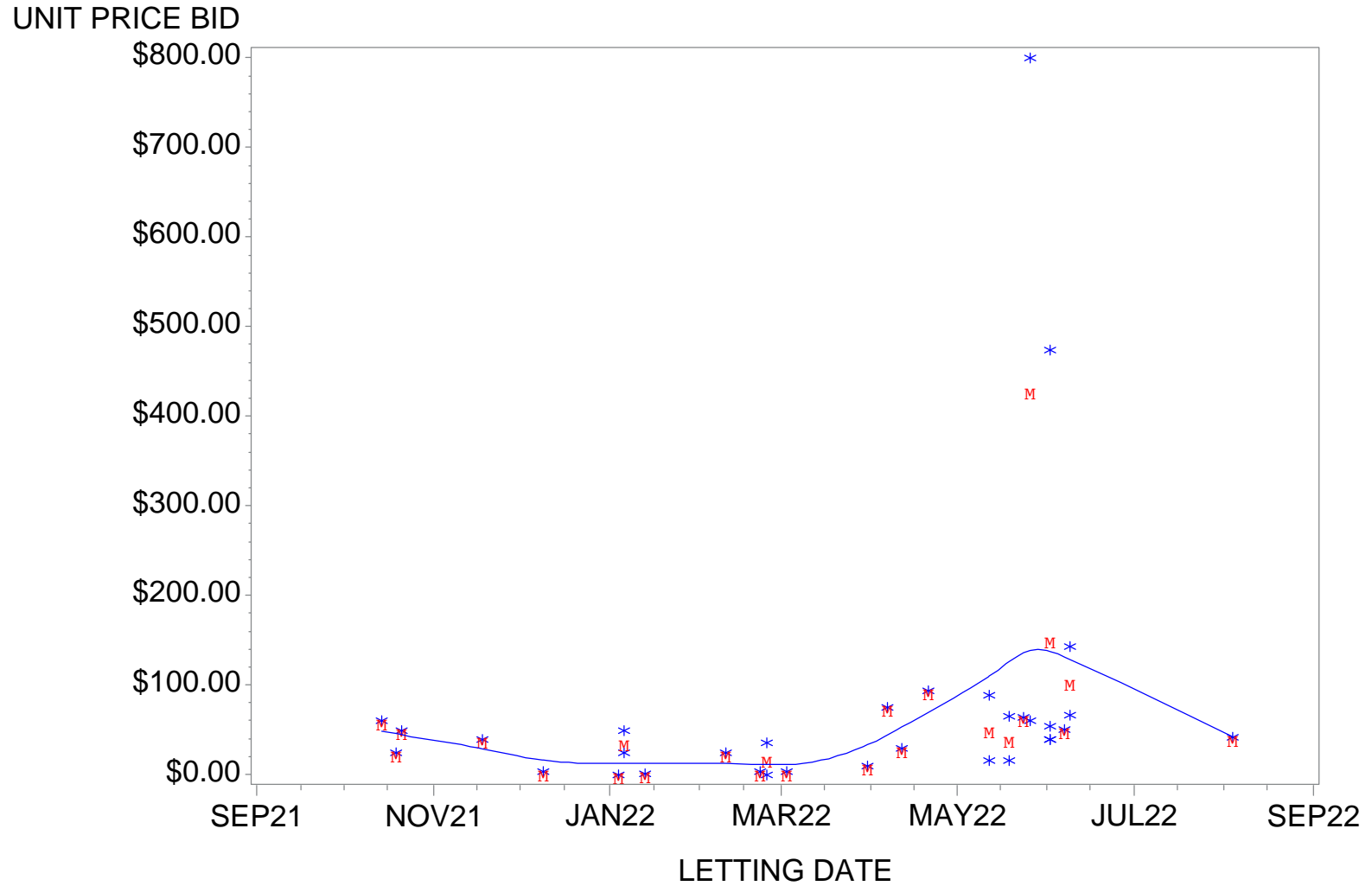
ITEM=159021P DESCRIPTION=CONSTRUCTION BARRIER CURB UNITS=LF

UNIT PRICE BID



New Jersey Department of Transportation Oct 2021 - Sep 2022

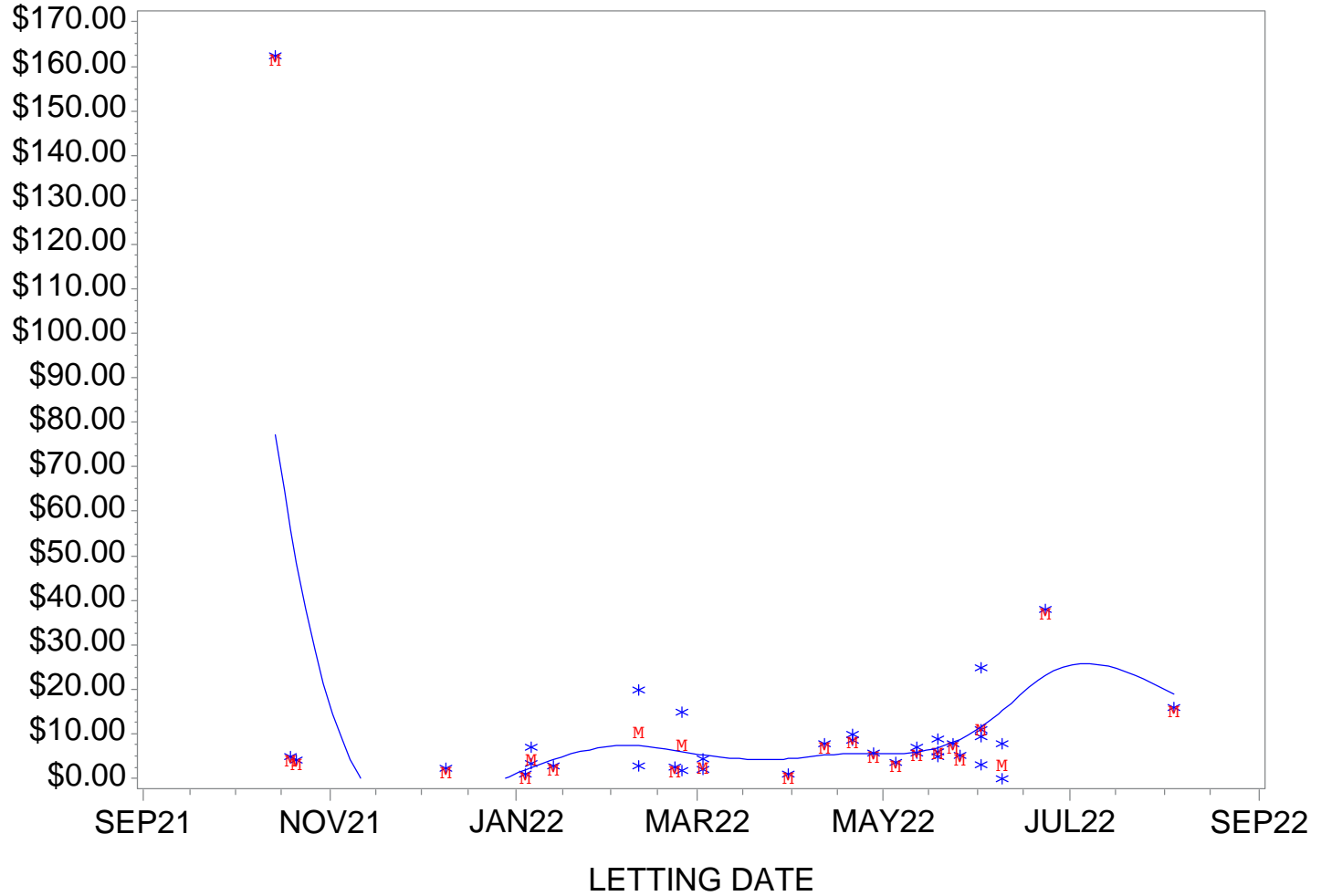
ITEM=202009P DESCRIPTION=EXCAVATION, UNCLASSIFIED UNITS=CY



New Jersey Department of Transportation Oct 2021 - Sep 2022

ITEM=401009P DESCRIPTION=HMA MILLING, 3" OR LESS UNITS=SY

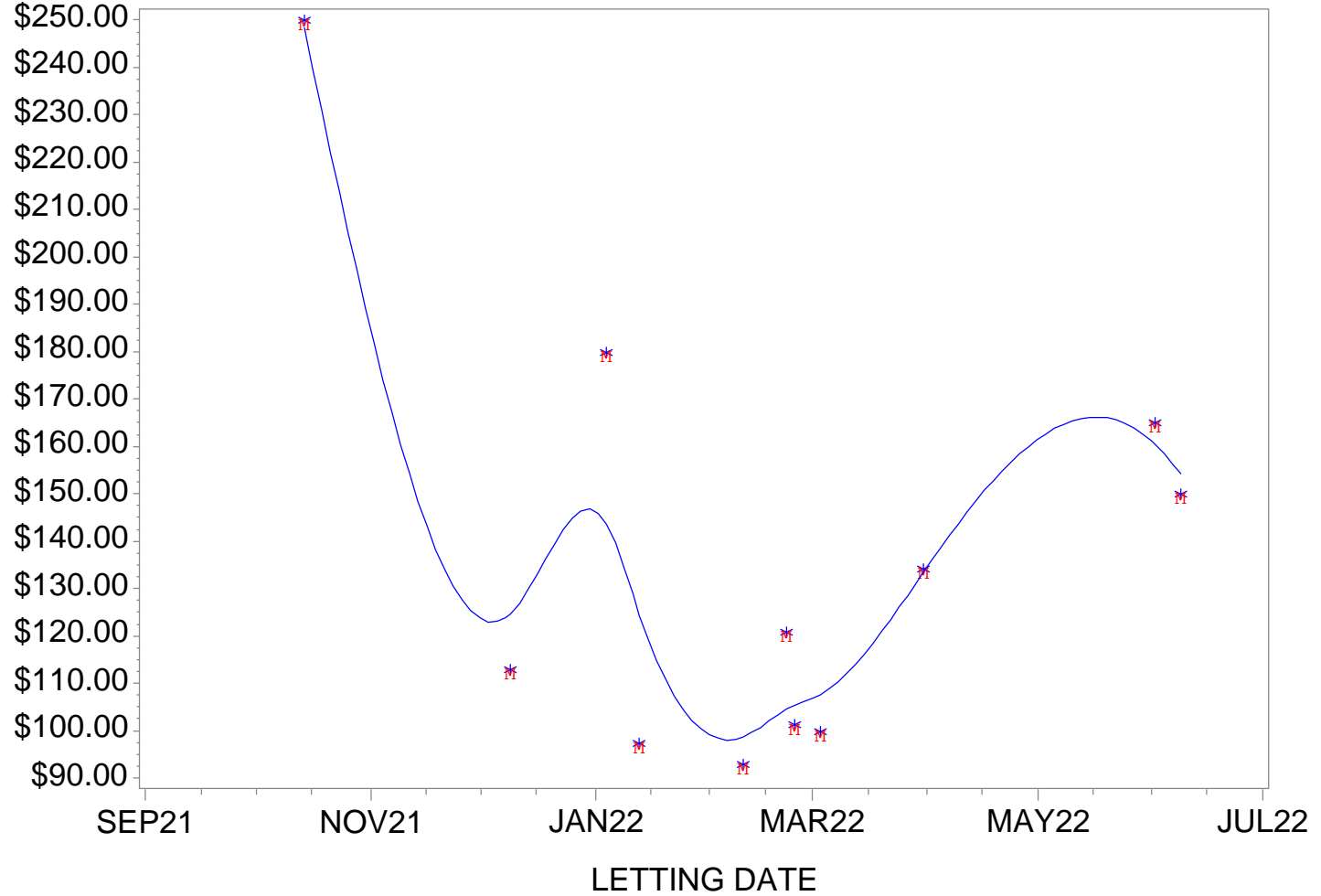
UNIT PRICE BID



New Jersey Department of Transportation Oct 2021 - Sep 2022

ITEM=401042M DESCRIPTION=HOT MIX ASPHALT 9.5 M 64 SURFA UNITS=T

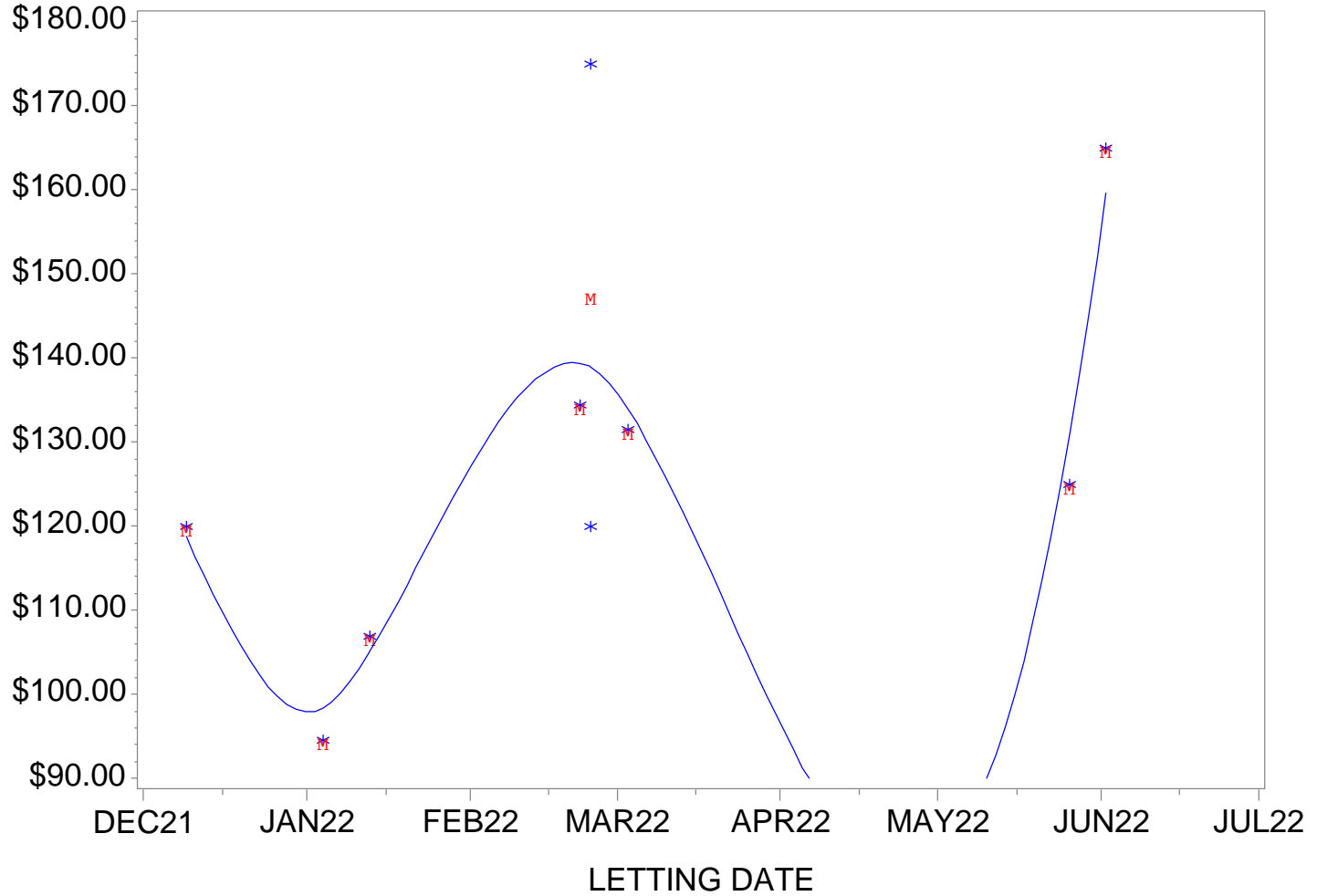
UNIT PRICE BID



New Jersey Department of Transportation Oct 2021 - Sep 2022

ITEM=401049M DESCRIPTION=HOT MIX ASPHALT 9.5 ME SURFACE UNITS=T

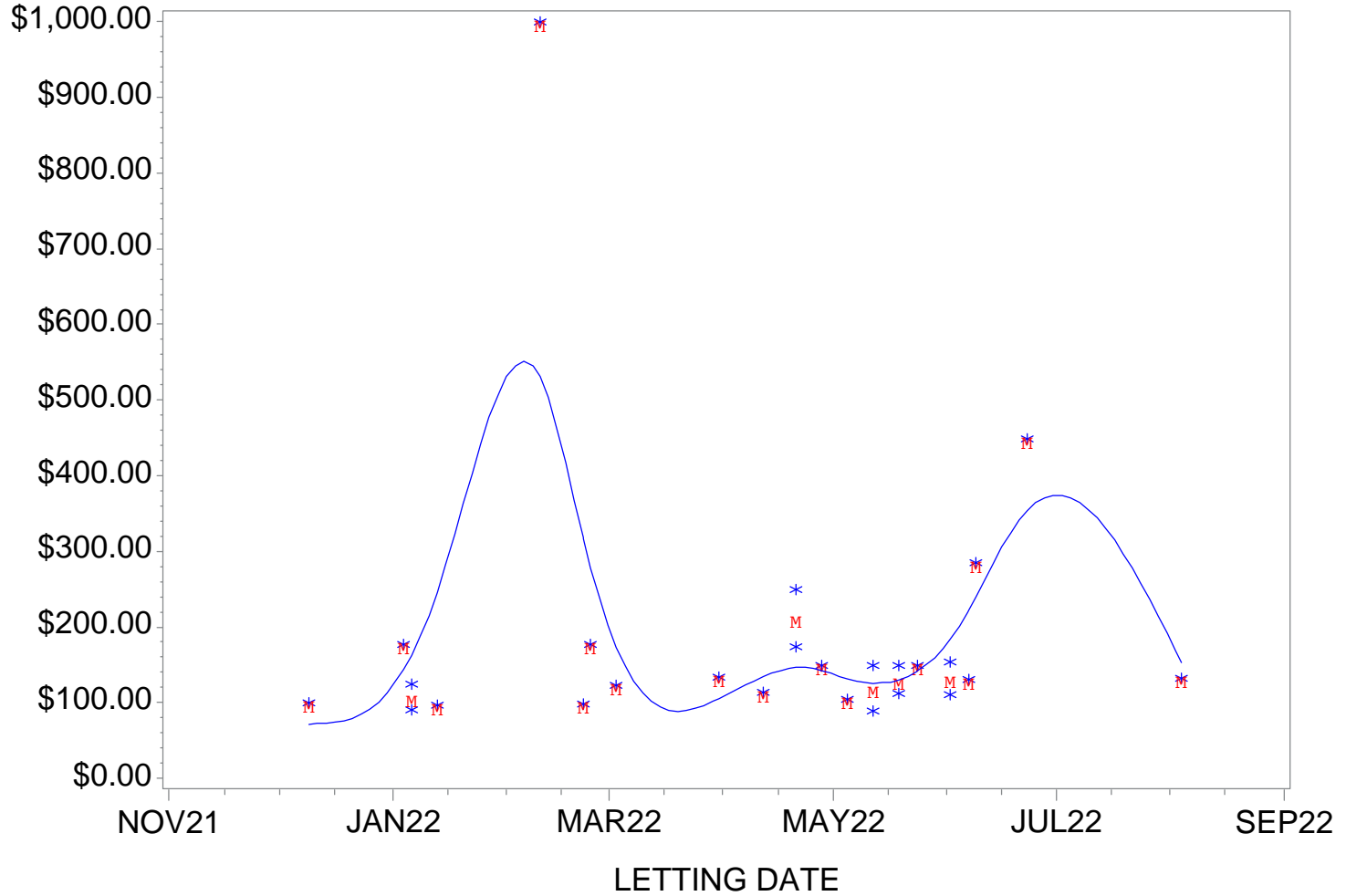
UNIT PRICE BID



New Jersey Department of Transportation Oct 2021 - Sep 2022

ITEM=401054M DESCRIPTION=HOT MIX ASPHALT 12.5 M 64 SURF UNITS=T

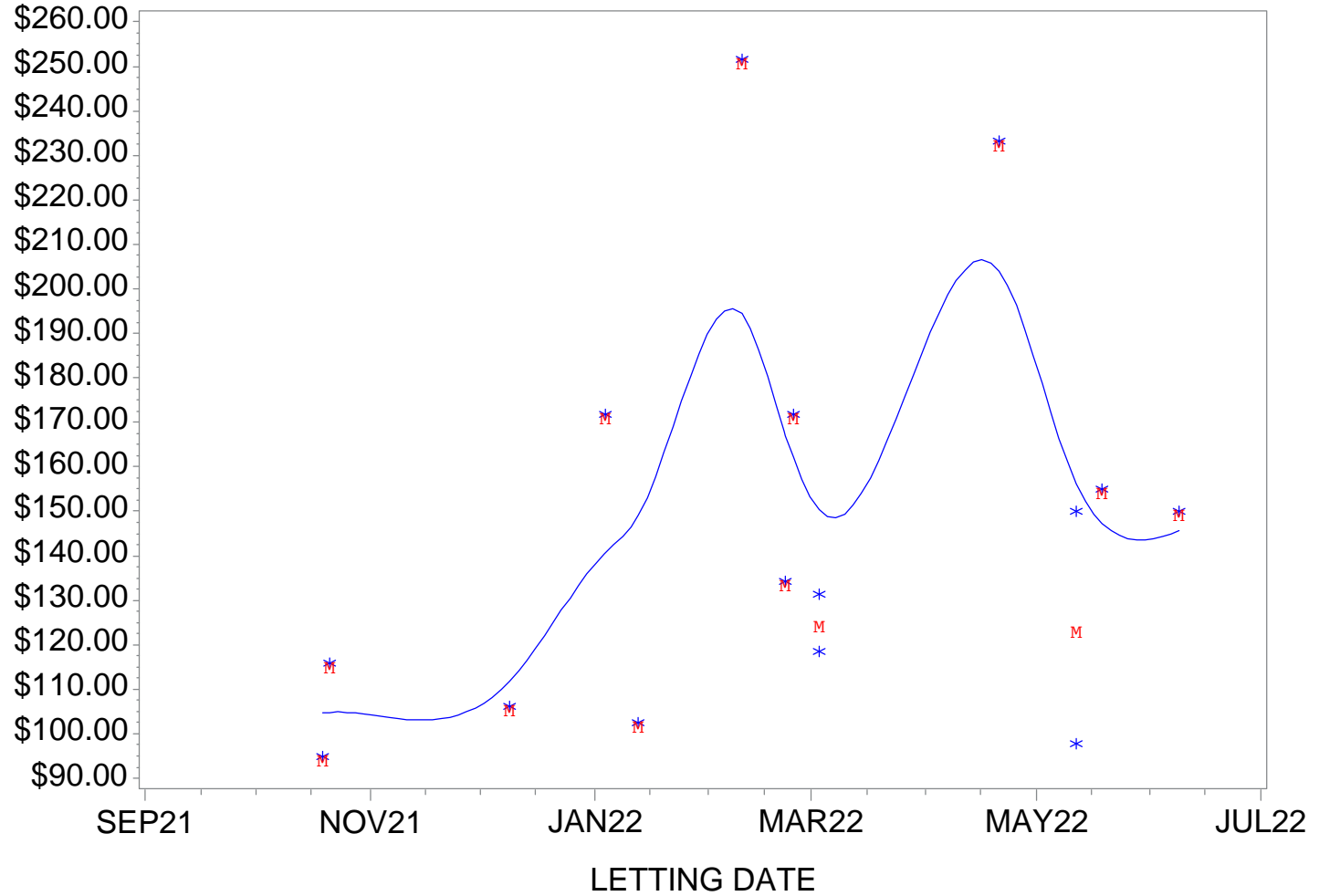
UNIT PRICE BID



New Jersey Department of Transportation Oct 2021 - Sep 2022

ITEM=401061M DESCRIPTION=HMA 12.5 M E SURFACE COURSE UNITS=T

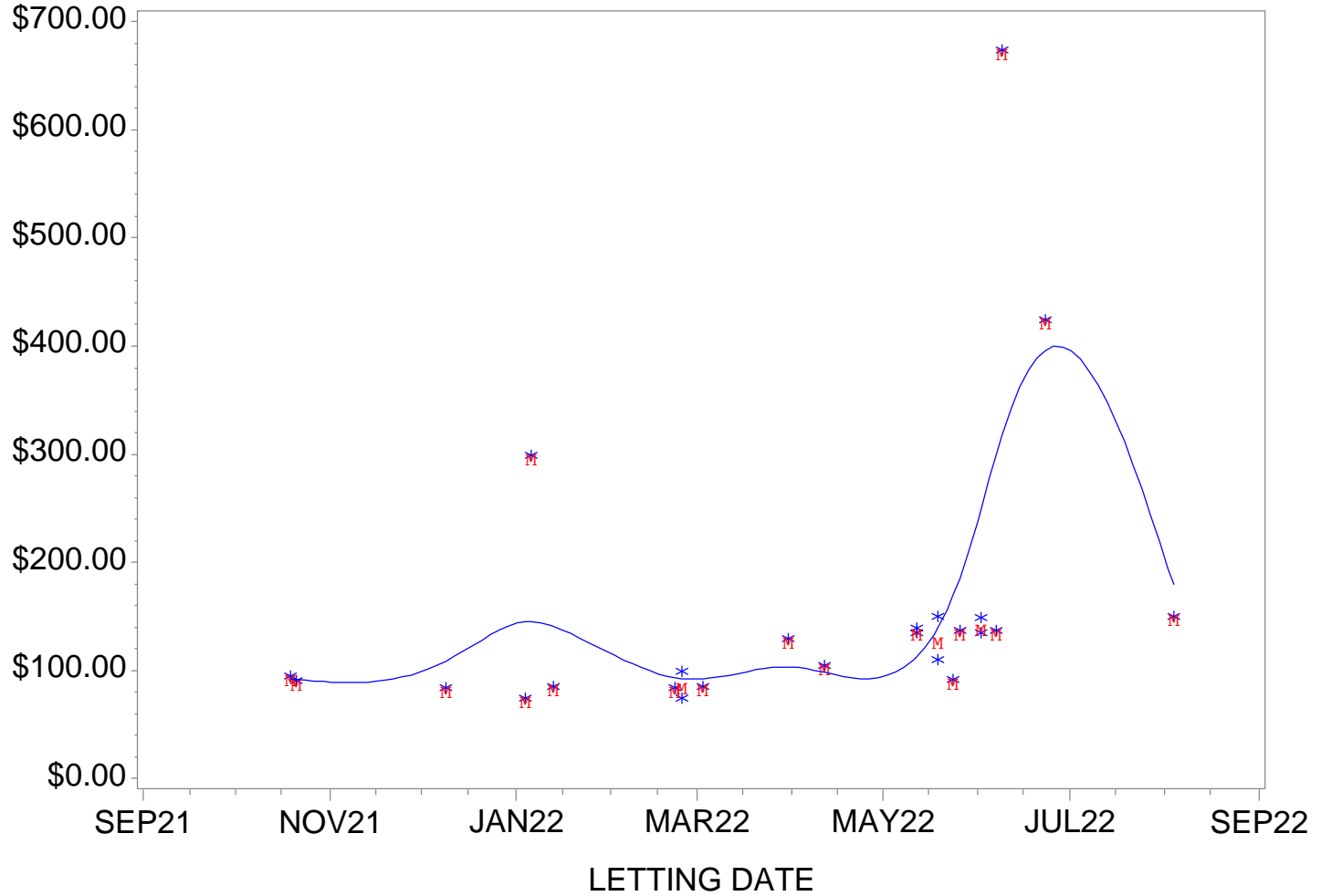
UNIT PRICE BID



New Jersey Department of Transportation Oct 2021 - Sep 2022

ITEM=401099M DESCRIPTION=HOT MIX ASPHALT 25 M 64 BASE C UNITS=T

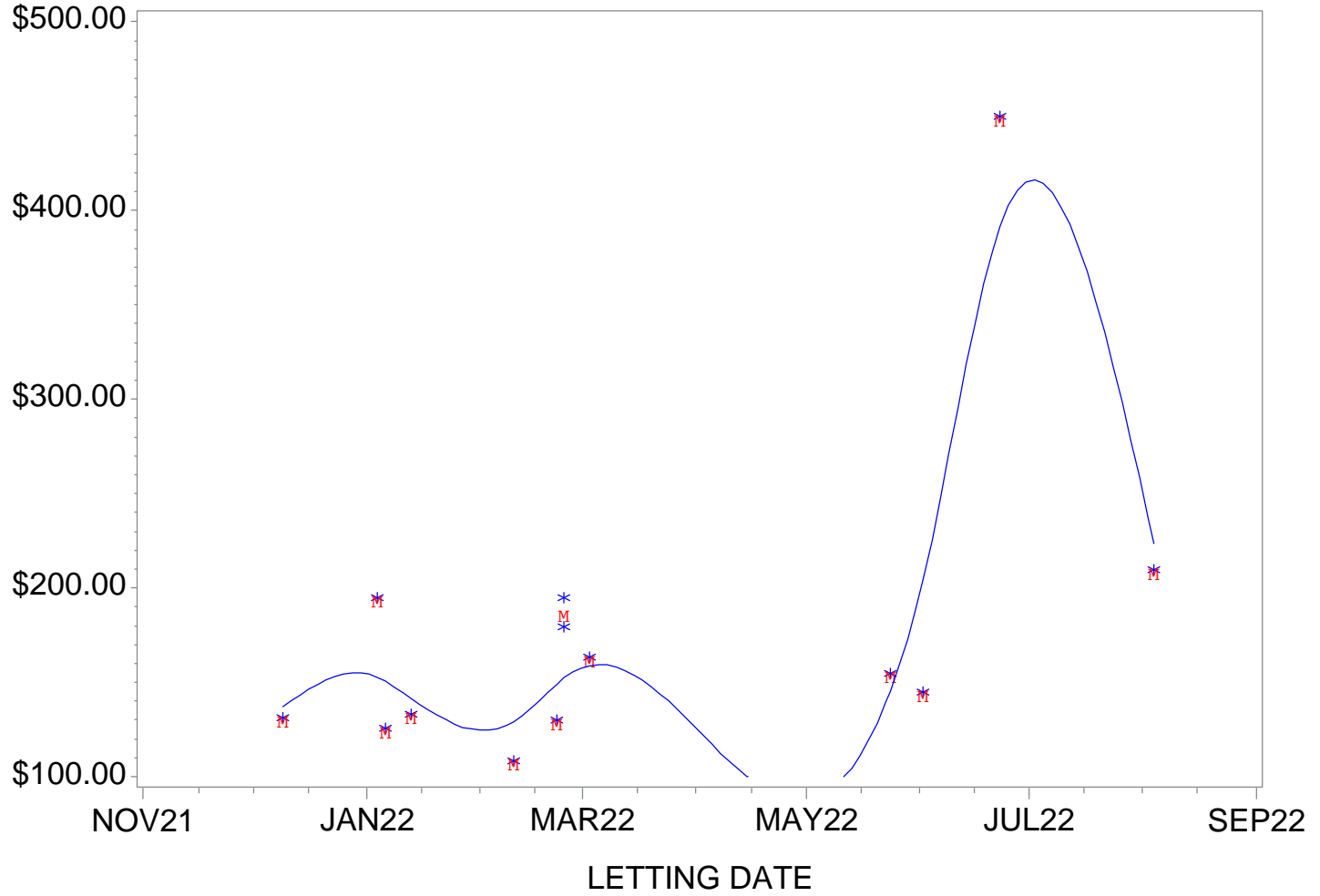
UNIT PRICE BID



New Jersey Department of Transportation Oct 2021 - Sep 2022

ITEM=404006M DESCRIPTION=STONE MATRIX ASPHALT 12.5 MM S UNITS=T

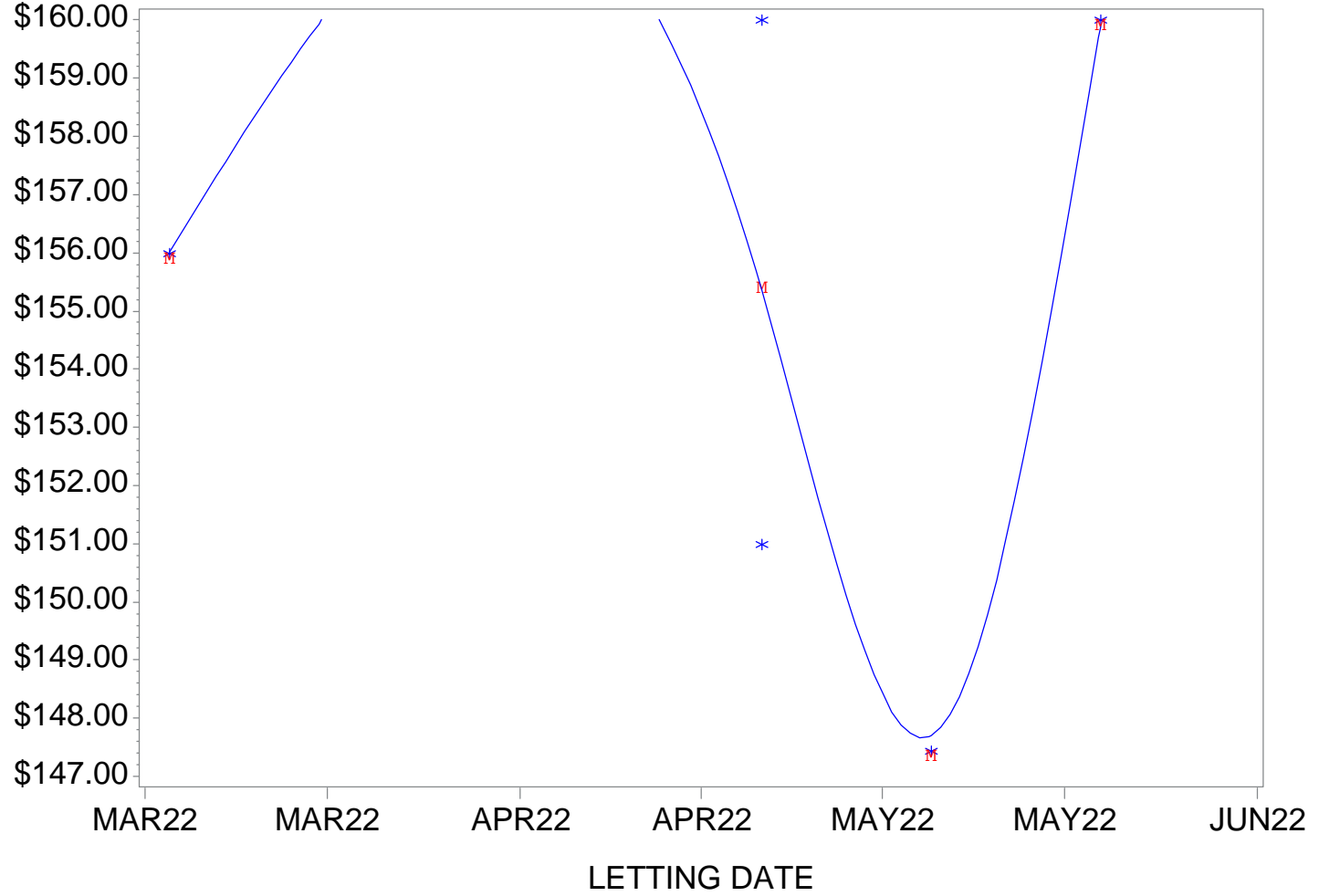
UNIT PRICE BID



New Jersey Department of Transportation Oct 2021 - Sep 2022

ITEM=406005M DESCRIPTION=HIGH PERFORMANCE THIN OVERLAY UNITS=T


UNIT PRICE BID



New Jersey Department of Transportation
Oct 2021 - Sep 2022

ITEM=406010M DESCRIPTION=ULTRA-HPTO UNITS=T


UNIT PRICE BID



New Jersey Department of Transportation
Oct 2021 - Sep 2022

ITEM=511006P DESCRIPTION=STEEL SHEET PILING UNITS=SF

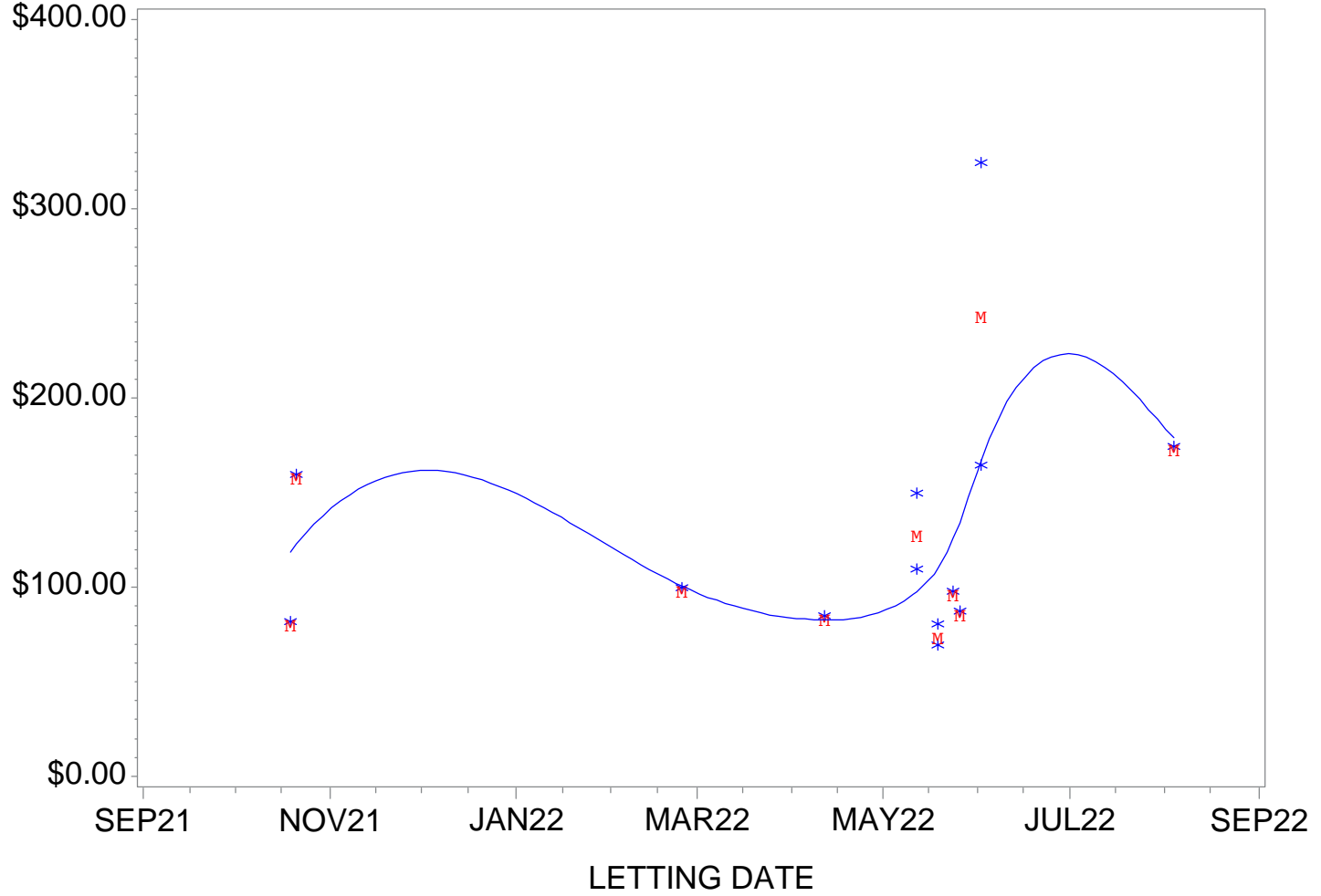
UNIT PRICE BID



New Jersey Department of Transportation Oct 2021 - Sep 2022

ITEM=601122P DESCRIPTION=15" REINFORCED CONCRETE PIPE UNITS=LF

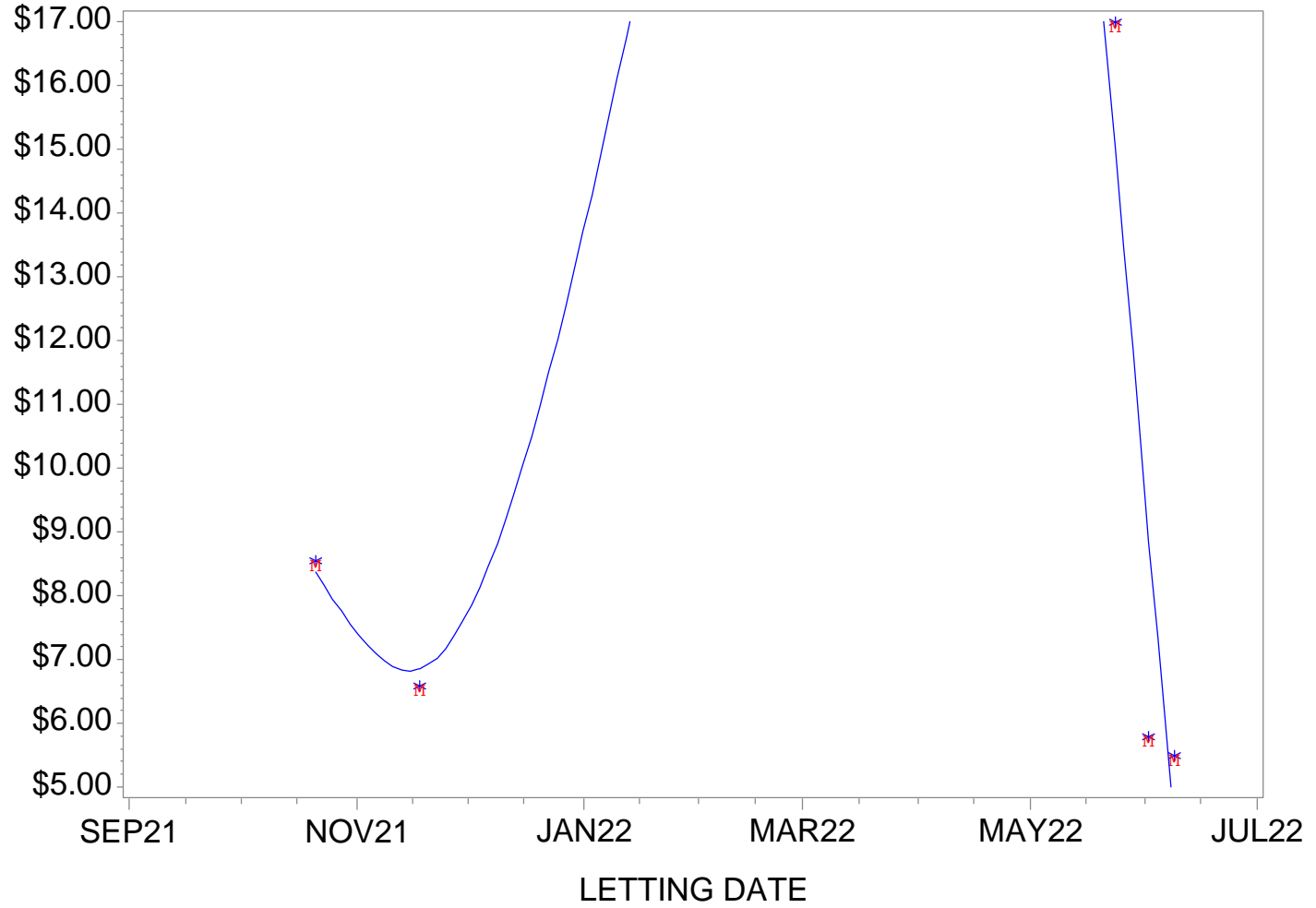
UNIT PRICE BID



New Jersey Department of Transportation Oct 2021 - Sep 2022

ITEM=601664M DESCRIPTION=VIDEO INSPECTION OF PIPE UNITS=LF

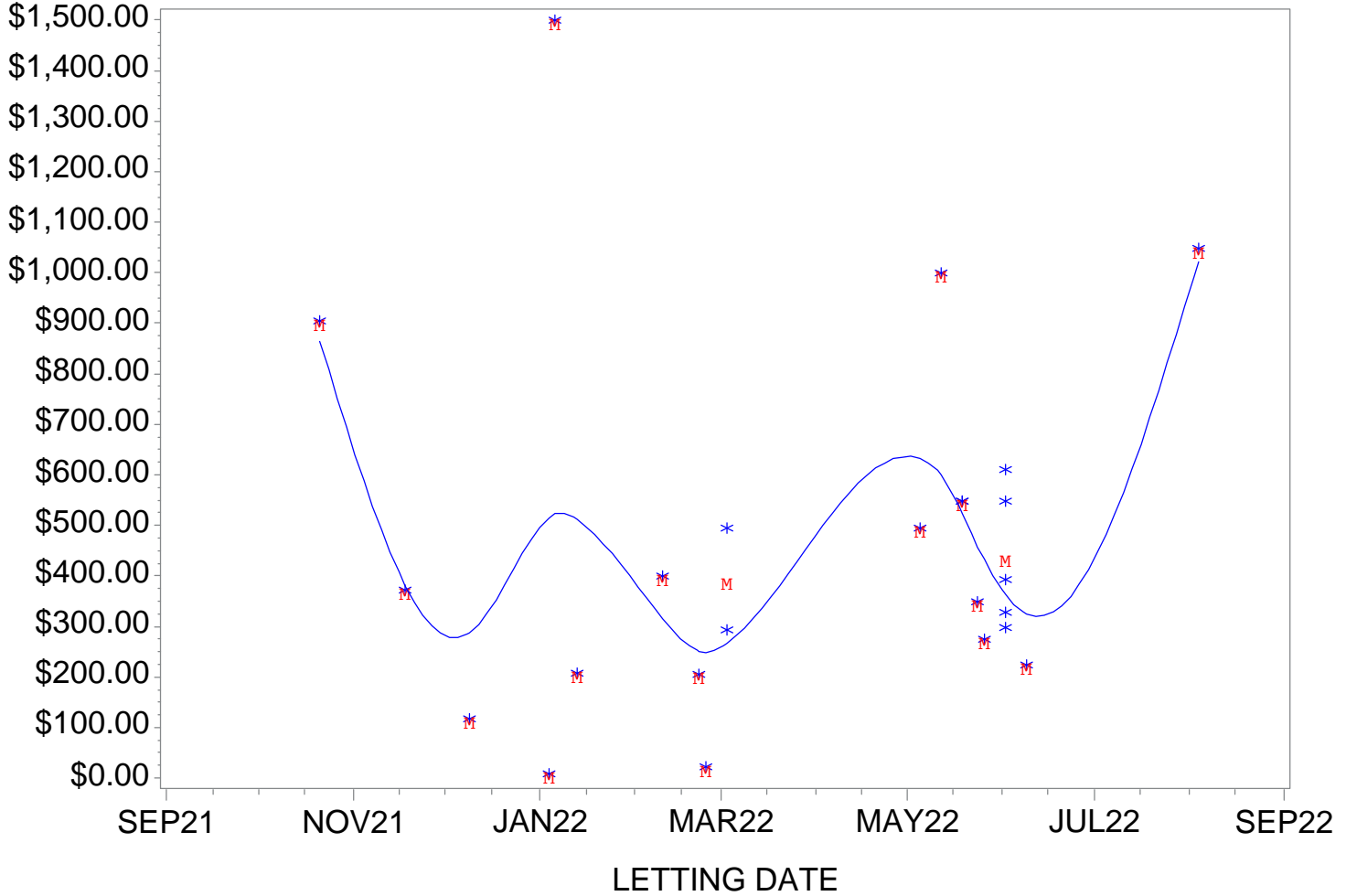
UNIT PRICE BID



New Jersey Department of Transportation Oct 2021 - Sep 2022

ITEM=602216M DESCRIPTION=CLEANING DRAINAGE STRUCTURE UNITS=U

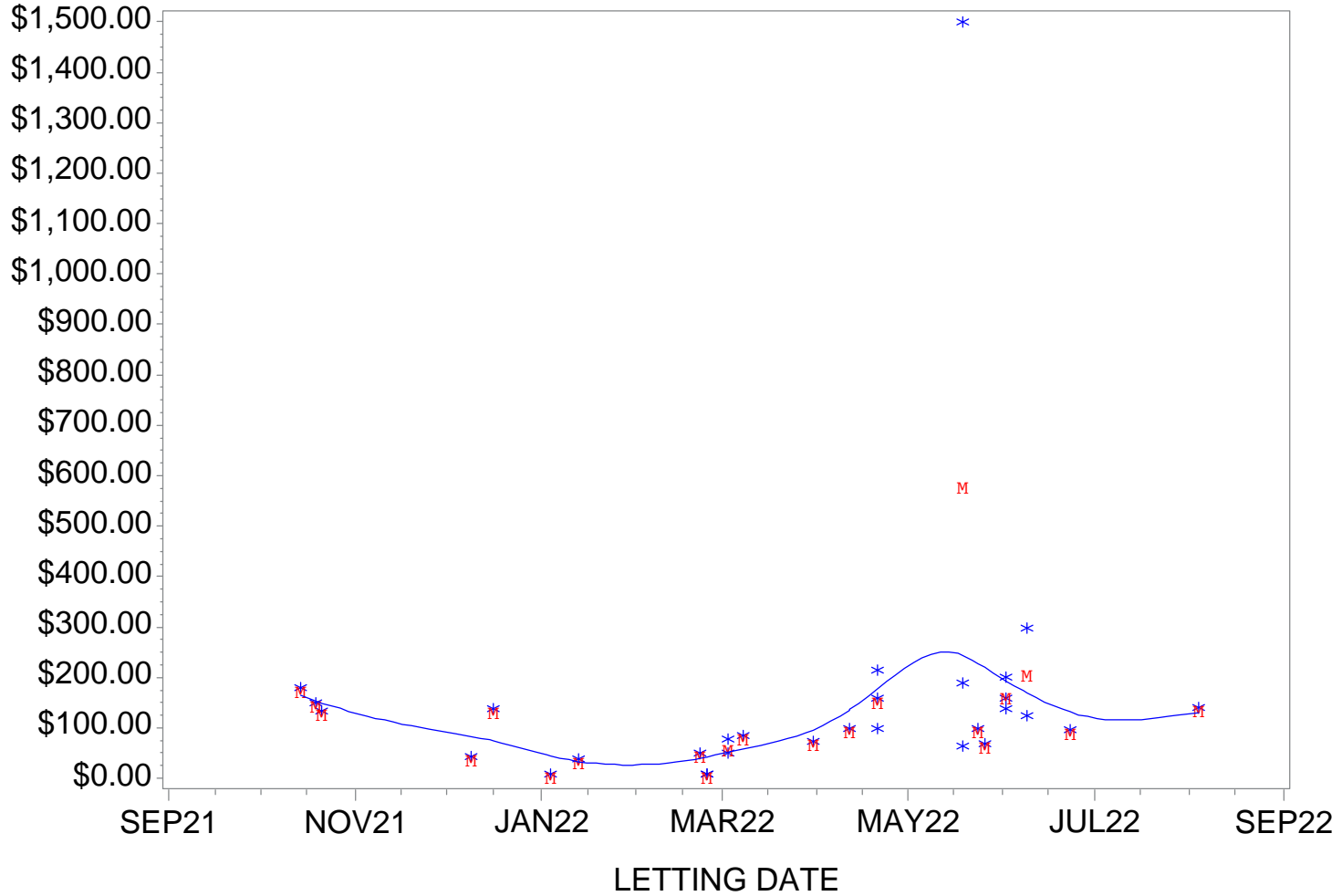
UNIT PRICE BID



New Jersey Department of Transportation Oct 2021 - Sep 2022

ITEM=606012P DESCRIPTION=CONCRETE SIDEWALK, 4" THICK UNITS=SY

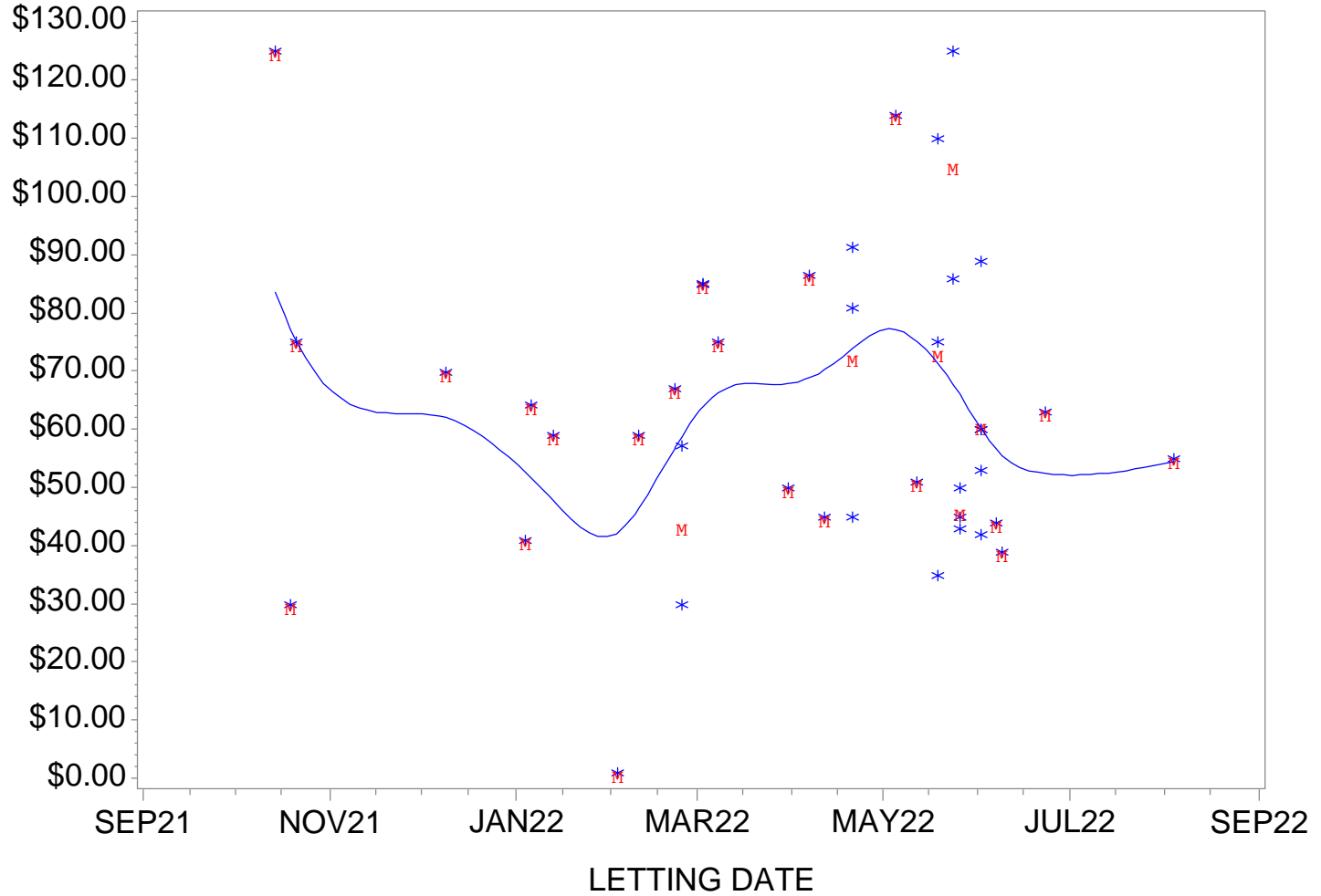
UNIT PRICE BID



New Jersey Department of Transportation Oct 2021 - Sep 2022

ITEM=607018P DESCRIPTION=9" X 16" CONCRETE VERTICAL CUR UNITS=LF

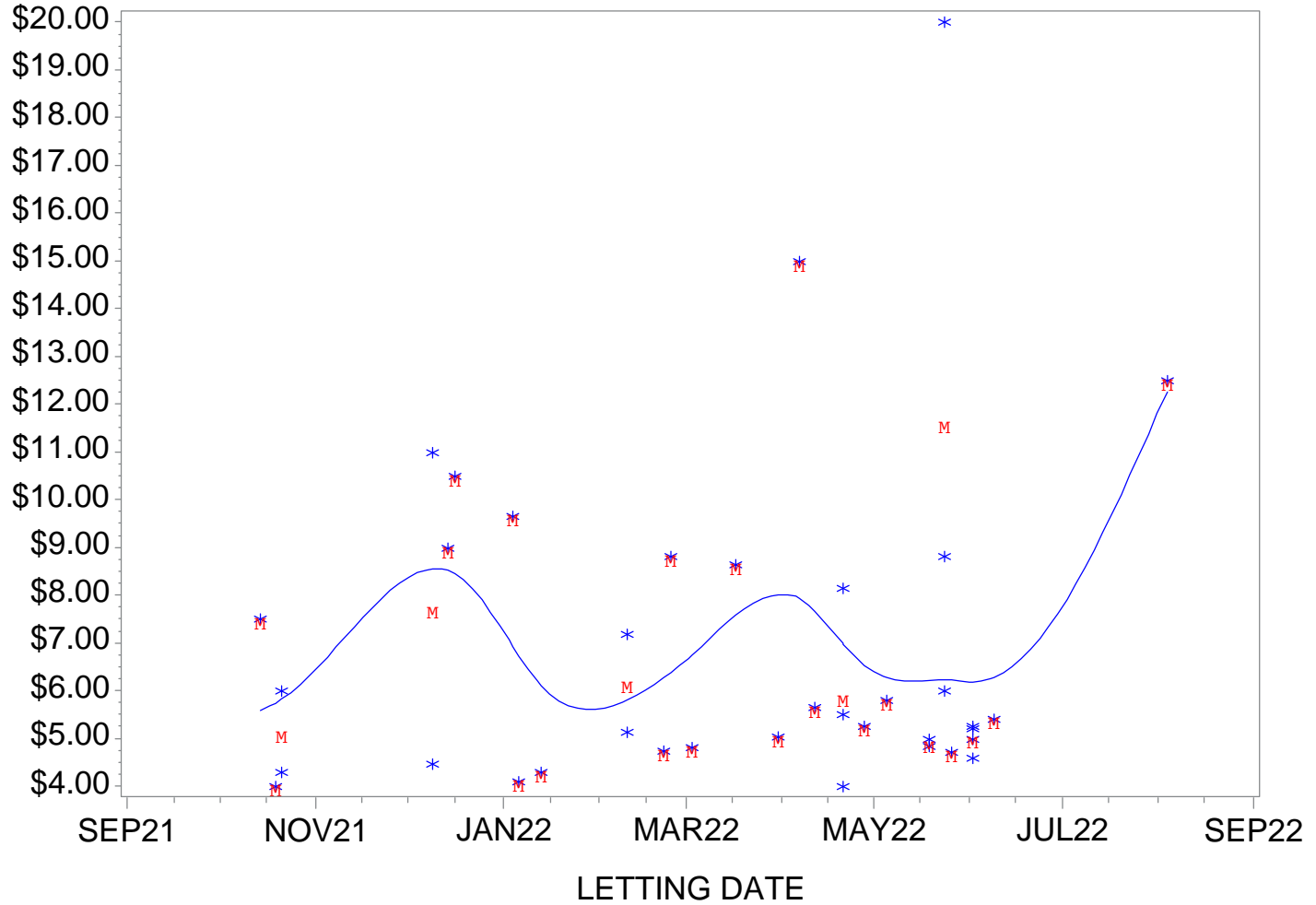
UNIT PRICE BID



New Jersey Department of Transportation Oct 2021 - Sep 2022

ITEM=610017M DESCRIPTION=TRAFFIC MARKING LINES, 24" UNITS=LF

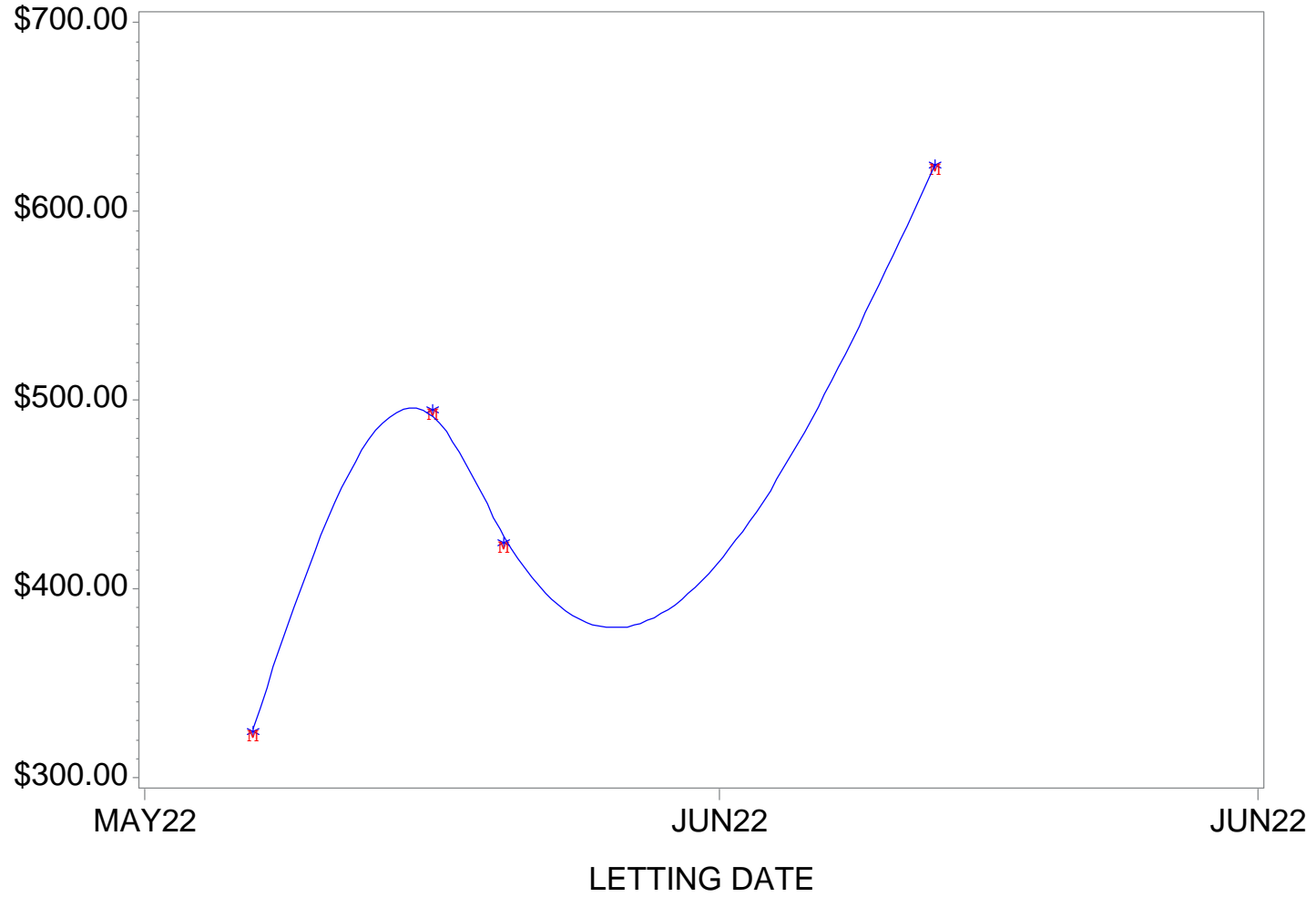
UNIT PRICE BID



New Jersey Department of Transportation Oct 2021 - Sep 2022

ITEM=651064P DESCRIPTION=12" DUCTILE IRON WATER PIPE, C UNITS=LF

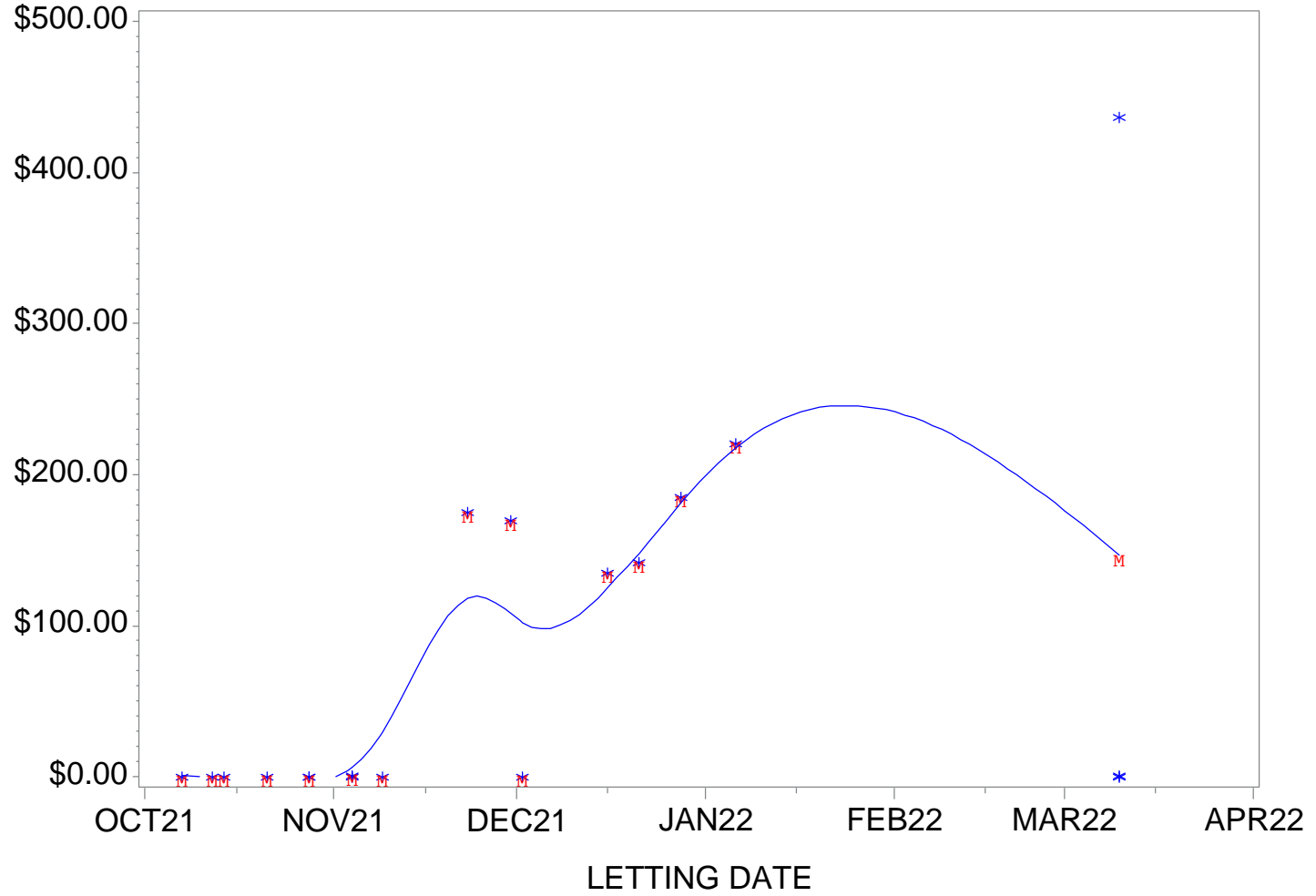
UNIT PRICE BID



New Jersey Department of Transportation Oct 2021 - Sep 2022

ITEM=MMB172M DESCRIPTION=LANE CLOSURES UNITS=HOUR

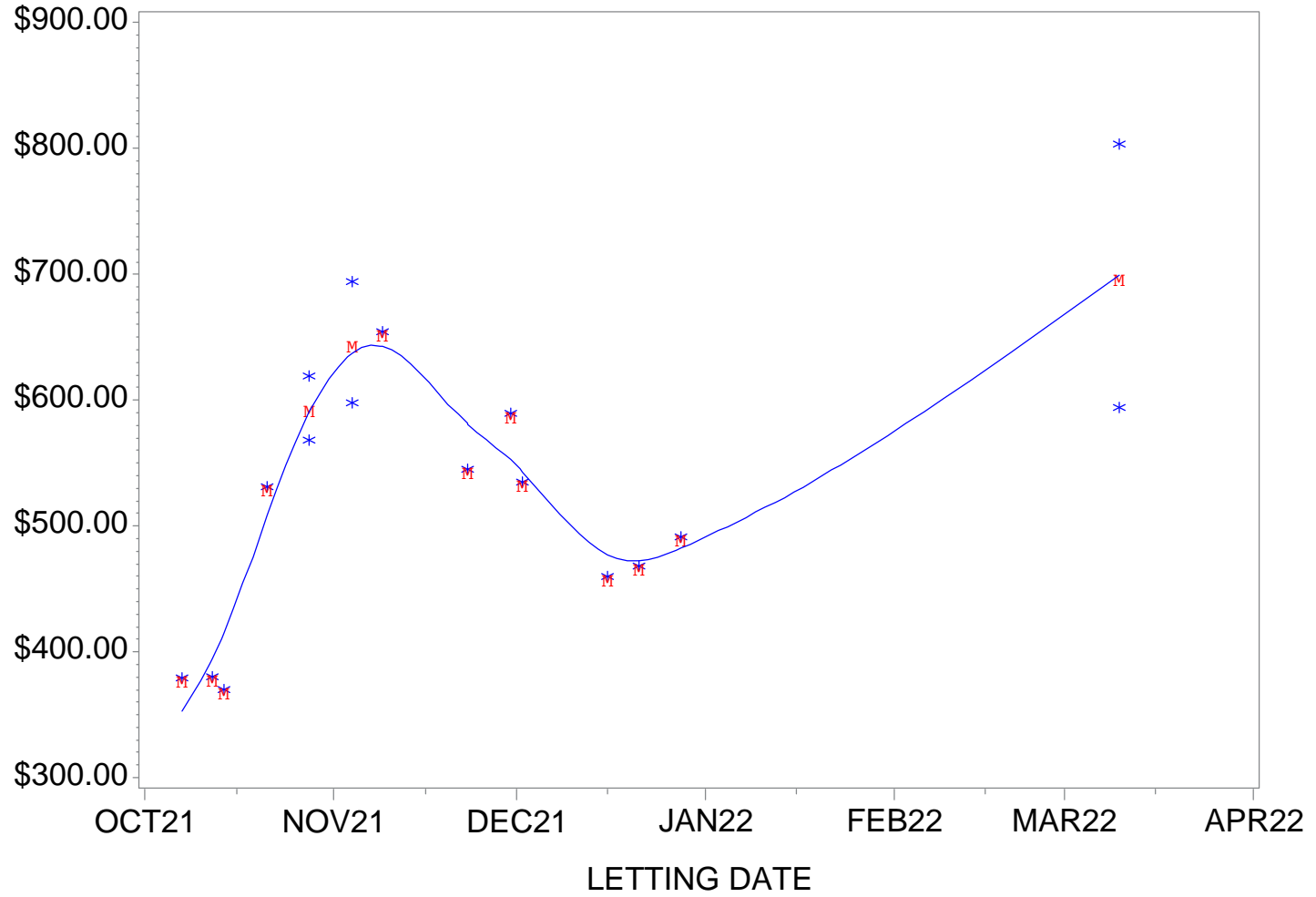
UNIT PRICE BID



New Jersey Department of Transportation Oct 2021 - Sep 2022

ITEM=MMB186M DESCRIPTION=LABOR CREW UNITS=HOUR

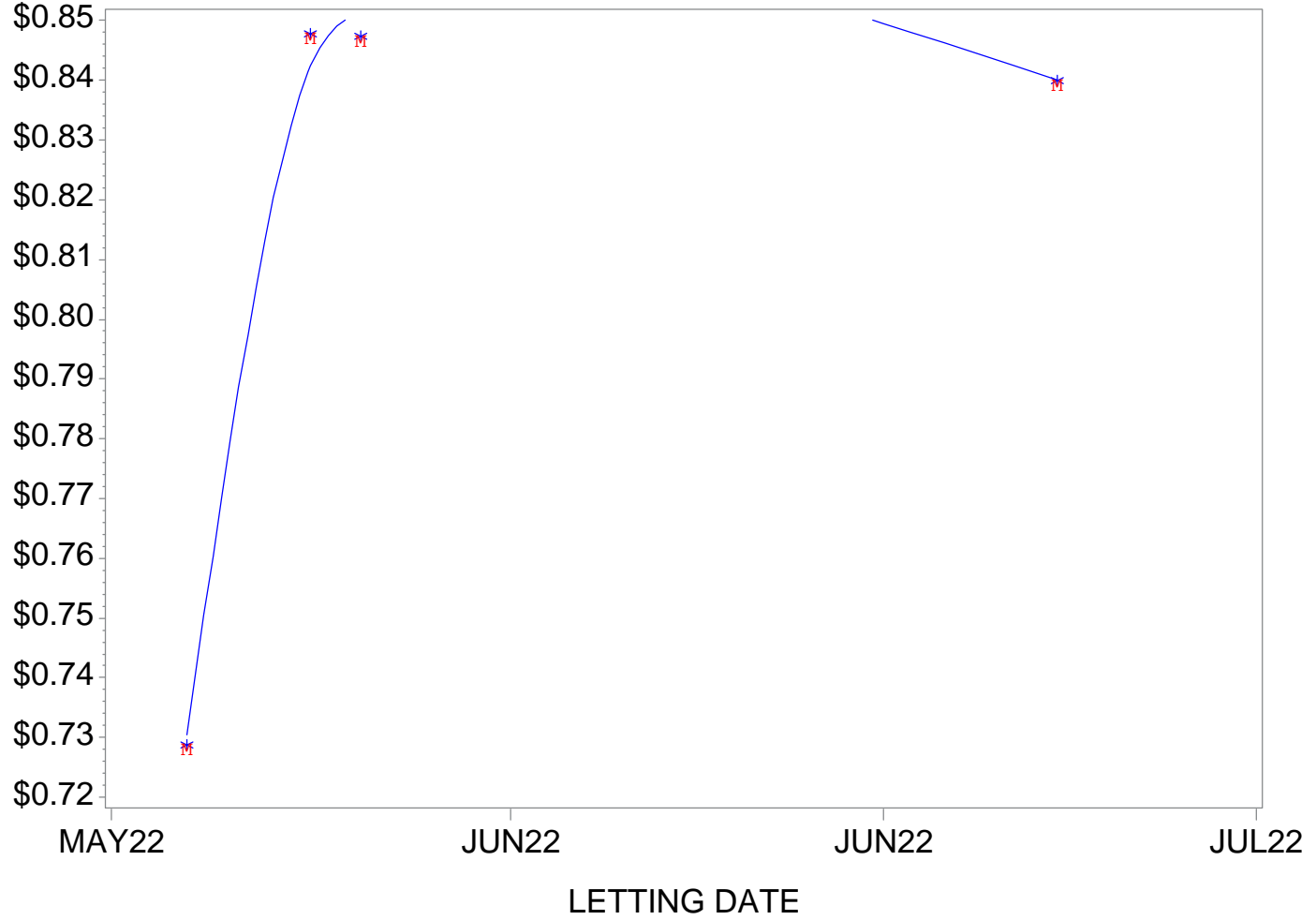
UNIT PRICE BID



New Jersey Department of Transportation Oct 2021 - Sep 2022

ITEM=MMG095M DESCRIPTION=ADJUSTMENT FACTOR UNITS=PCT

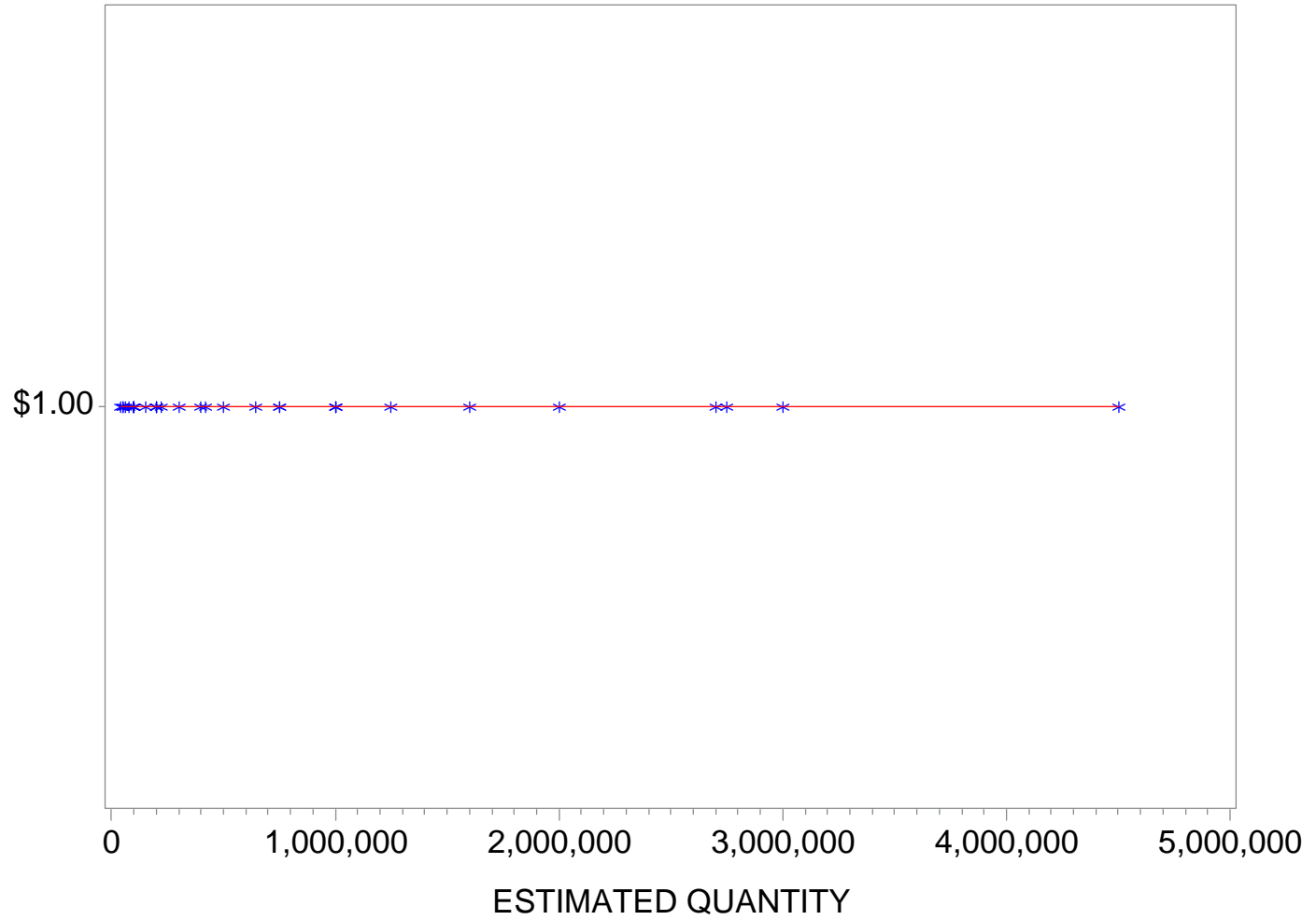
UNIT PRICE BID



New Jersey Department of Transportation Oct 2021 - Sep 2022

ITEM=109006M DESCRIPTION=FORCE ACCOUNT UNITS=DOLL

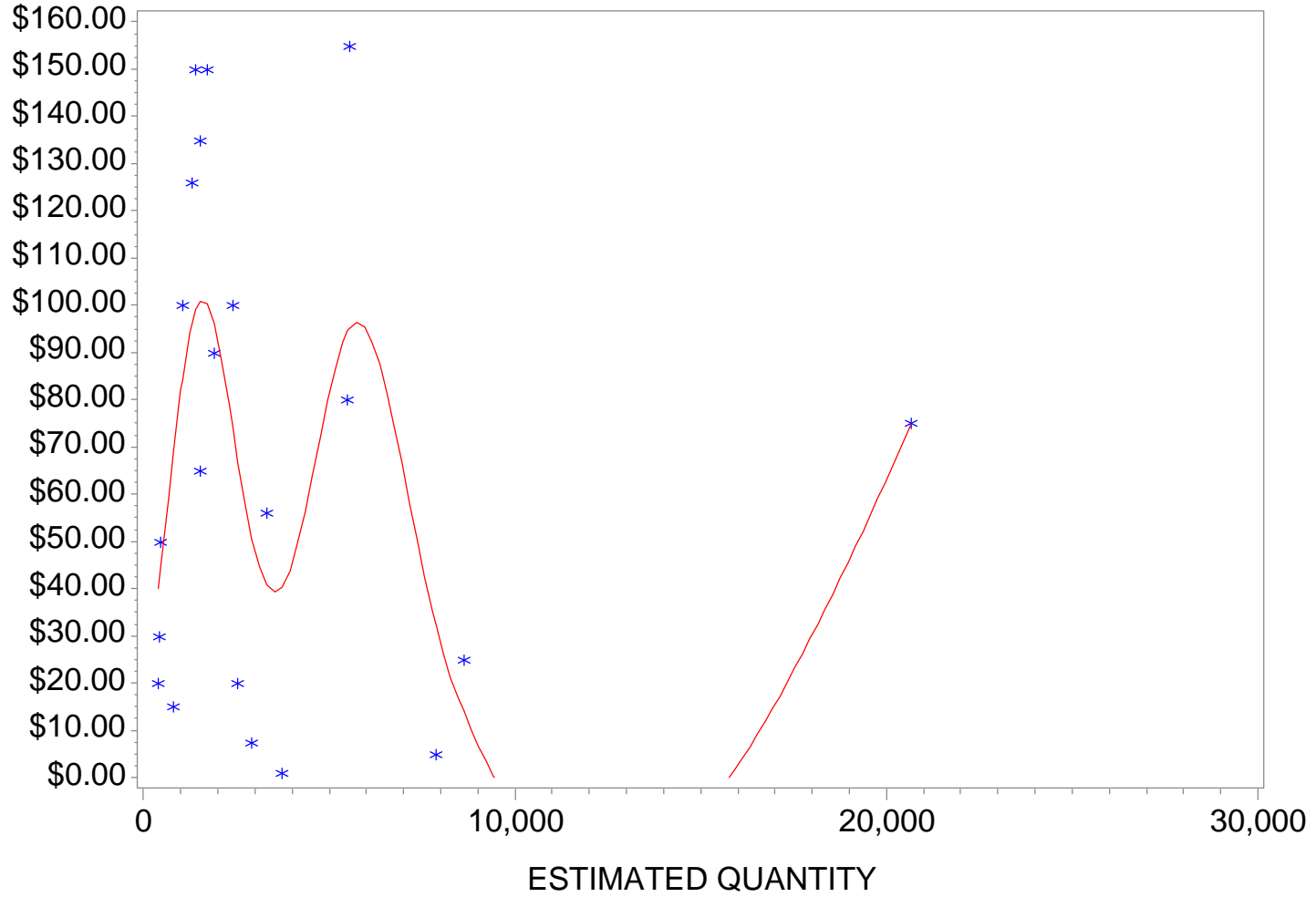
UNIT PRICE BID



New Jersey Department of Transportation Oct 2021 - Sep 2022

ITEM=159021P DESCRIPTION=CONSTRUCTION BARRIER CURB UNITS=LF

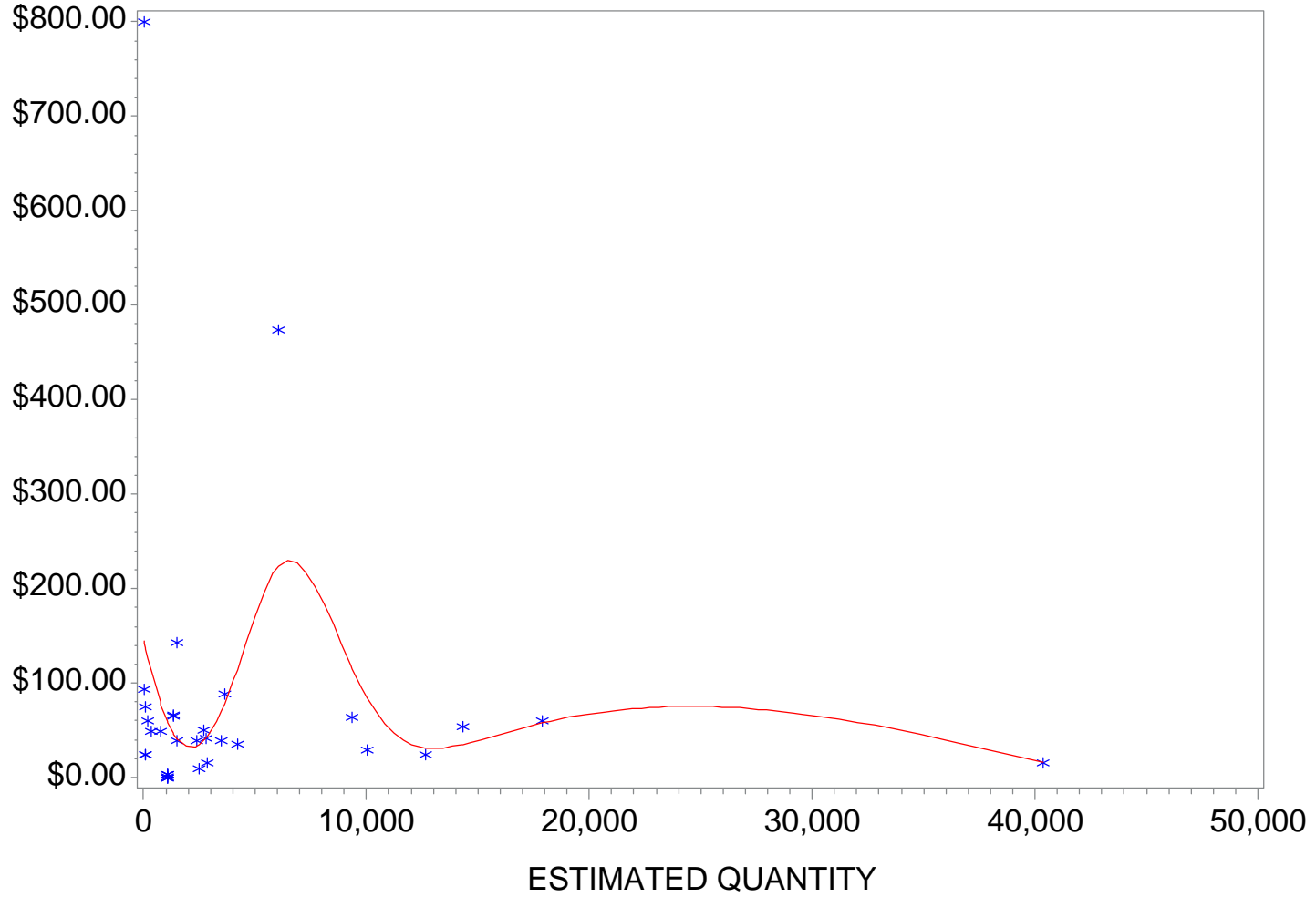
UNIT PRICE BID



New Jersey Department of Transportation Oct 2021 - Sep 2022

ITEM=202009P DESCRIPTION=EXCAVATION, UNCLASSIFIED UNITS=CY

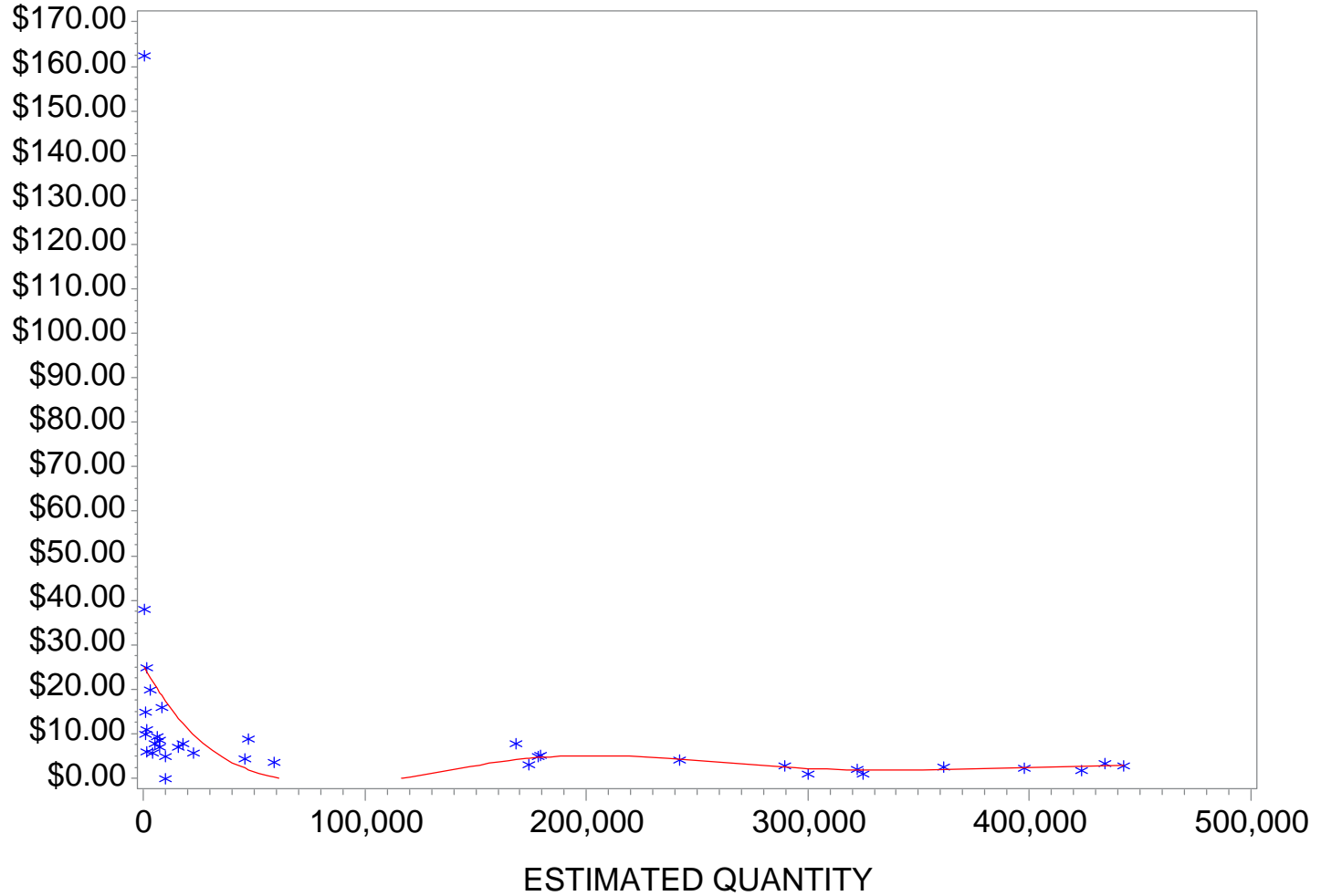
UNIT PRICE BID



New Jersey Department of Transportation Oct 2021 - Sep 2022

ITEM=401009P DESCRIPTION=HMA MILLING, 3" OR LESS UNITS=SY

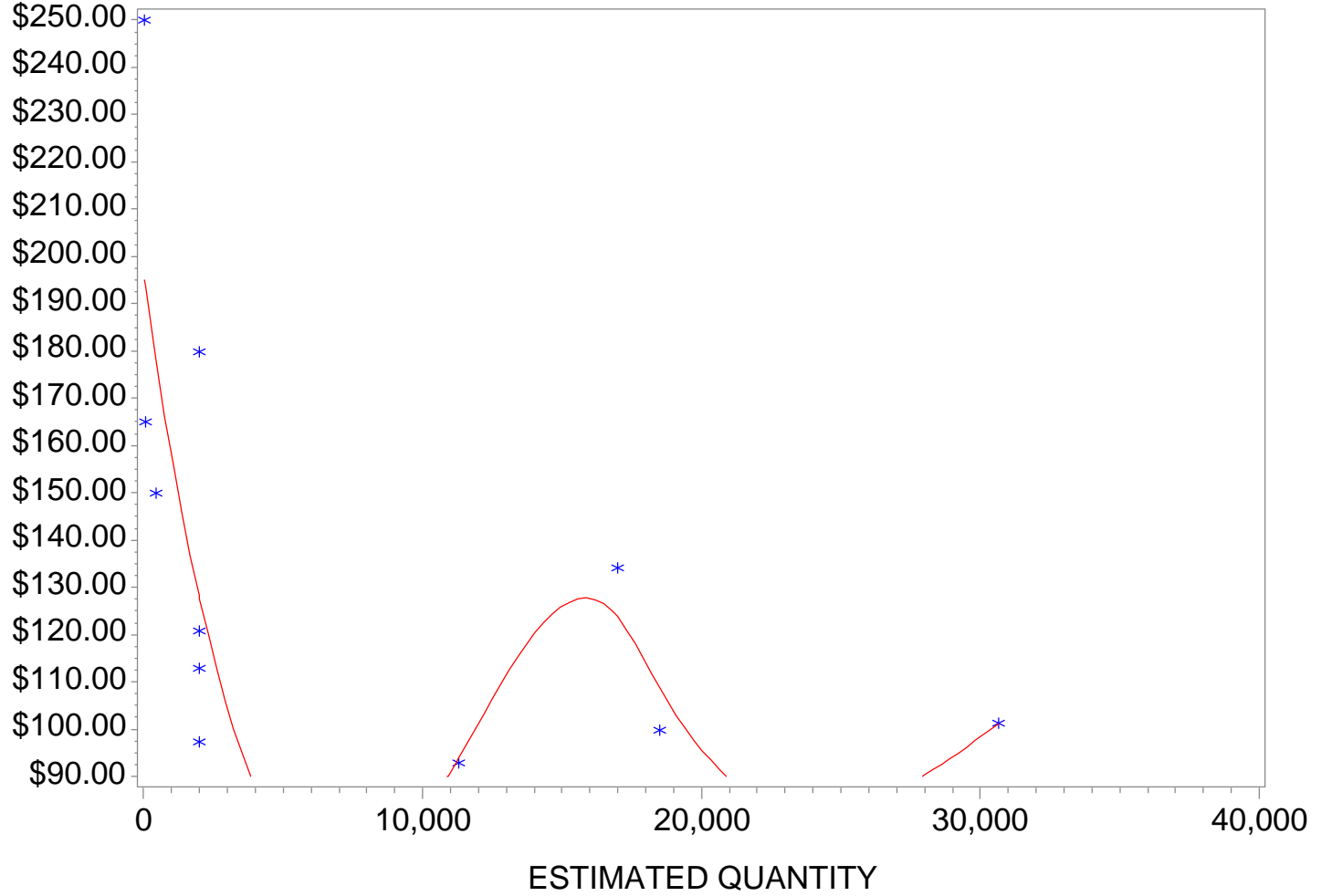
UNIT PRICE BID



New Jersey Department of Transportation Oct 2021 - Sep 2022

ITEM=401042M DESCRIPTION=HOT MIX ASPHALT 9.5 M 64 SURFA UNITS=T

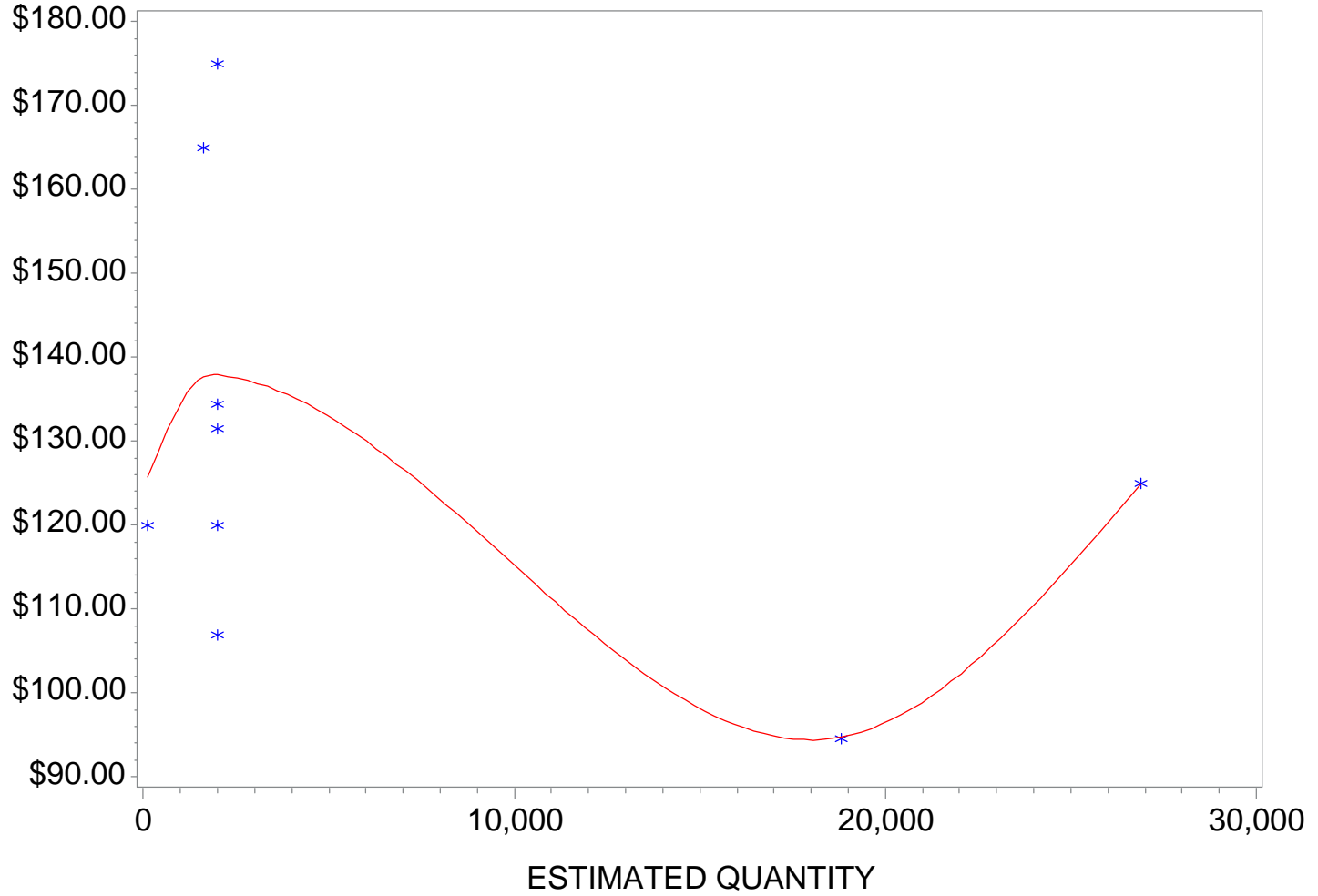
UNIT PRICE BID



New Jersey Department of Transportation Oct 2021 - Sep 2022

ITEM=401049M DESCRIPTION=HOT MIX ASPHALT 9.5 ME SURFACE UNITS=T

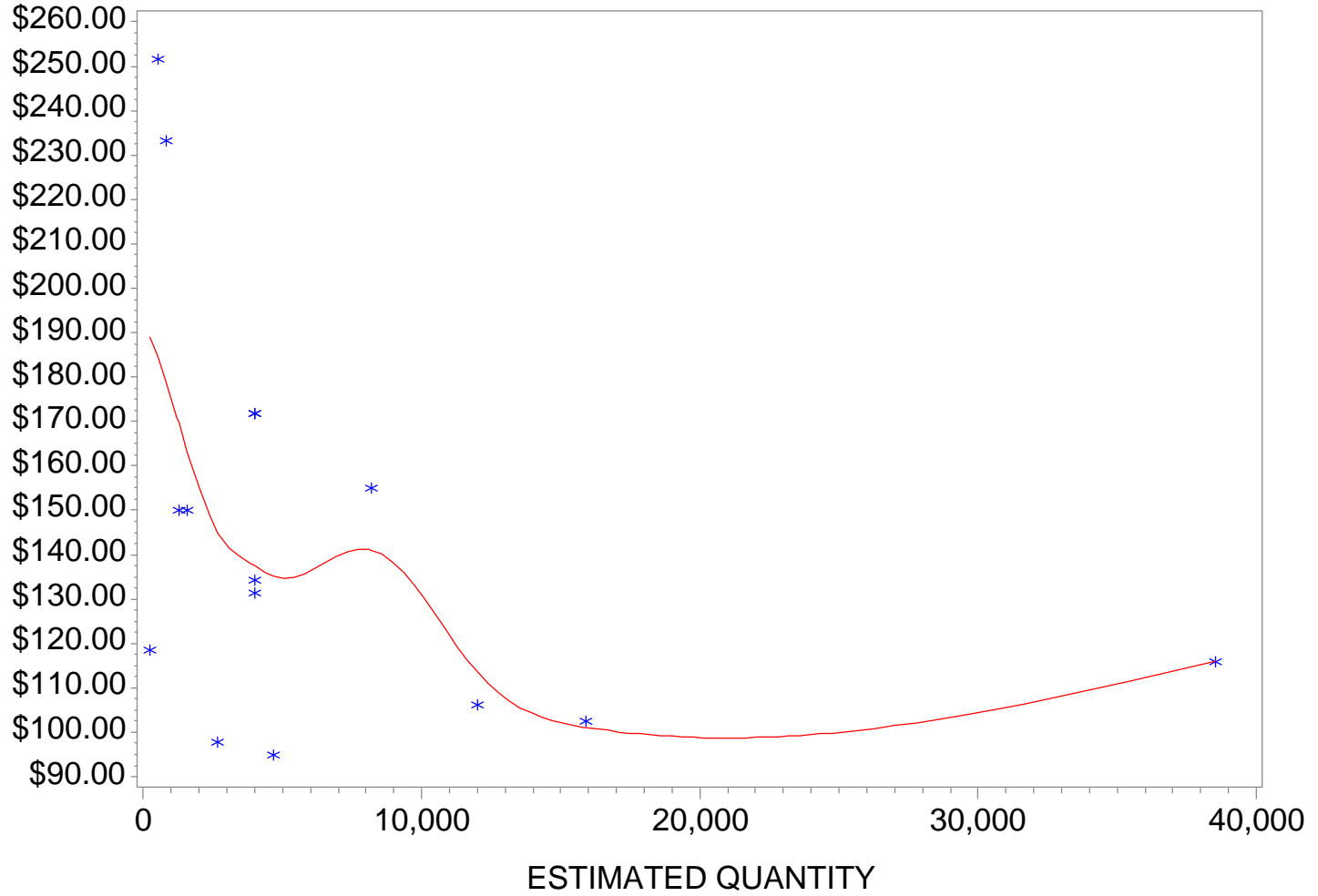
UNIT PRICE BID



New Jersey Department of Transportation
 Oct 2021 - Sep 2022

ITEM=401061M DESCRIPTION=HMA 12.5 M E SURFACE COURSE UNITS=T

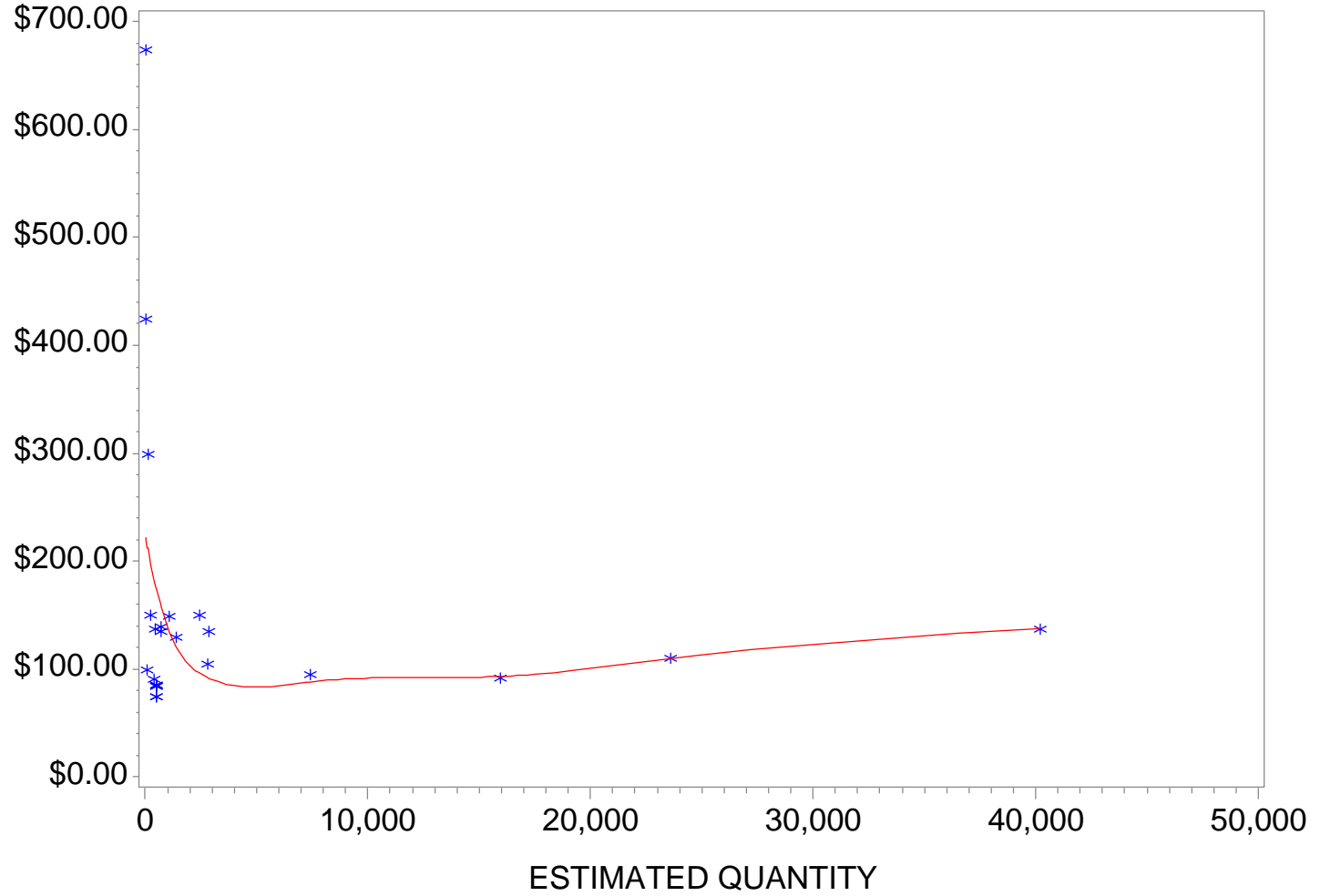
UNIT PRICE BID



New Jersey Department of Transportation Oct 2021 - Sep 2022

ITEM=401099M DESCRIPTION=HOT MIX ASPHALT 25 M 64 BASE C UNITS=T

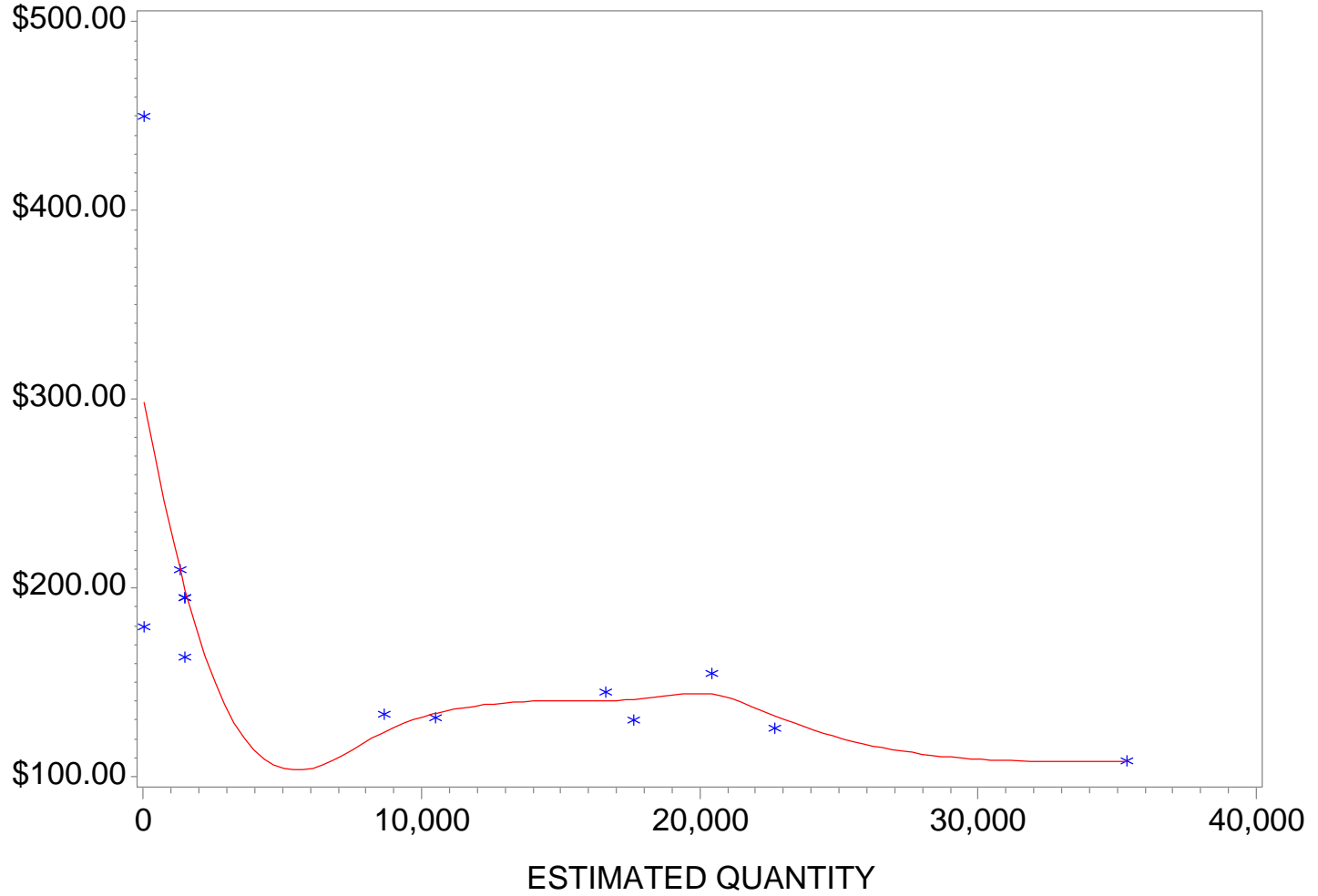
UNIT PRICE BID



New Jersey Department of Transportation Oct 2021 - Sep 2022

ITEM=404006M DESCRIPTION=STONE MATRIX ASPHALT 12.5 MM S UNITS=T

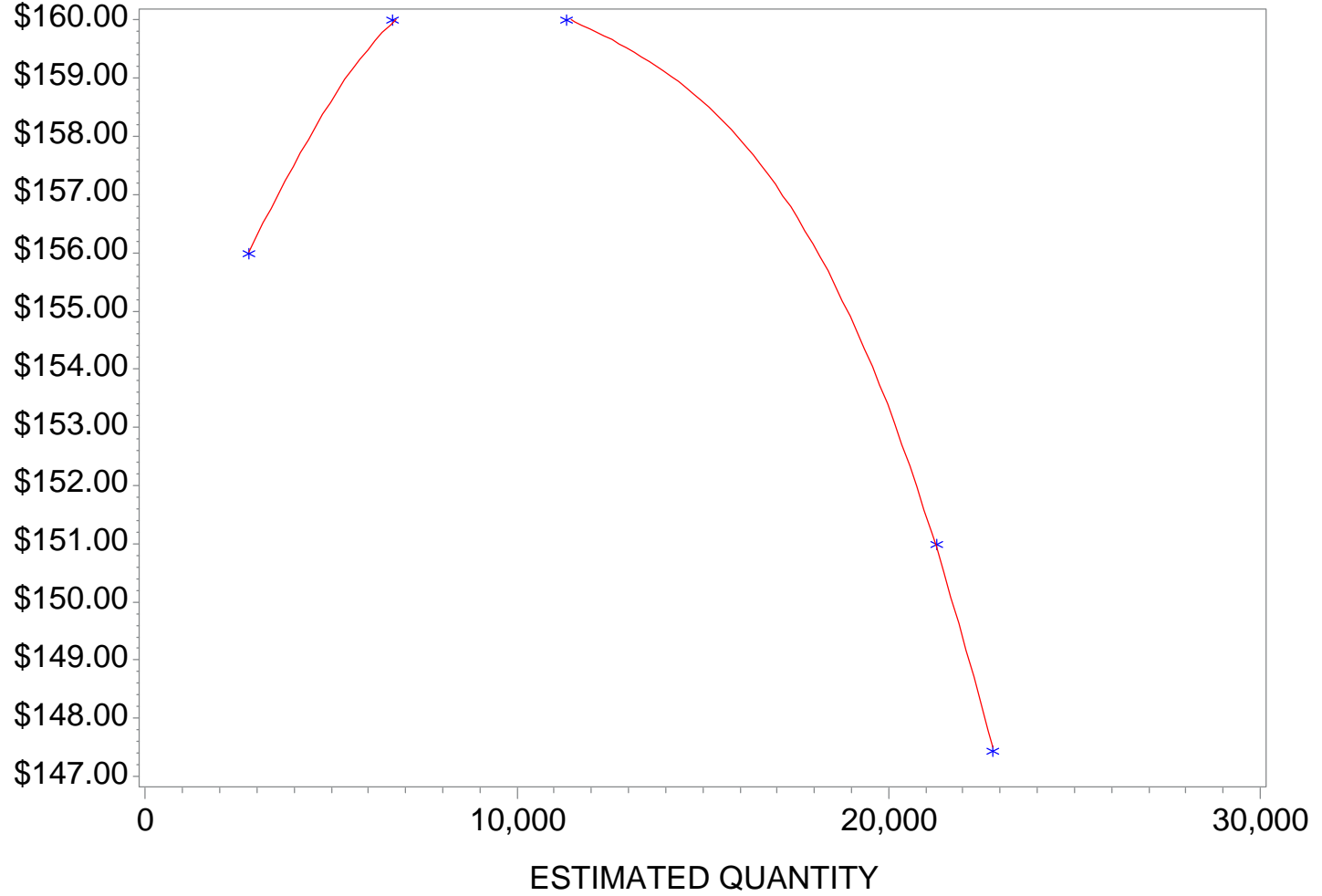
UNIT PRICE BID



New Jersey Department of Transportation Oct 2021 - Sep 2022

ITEM=406005M DESCRIPTION=HIGH PERFORMANCE THIN OVERLAY UNITS=T


UNIT PRICE BID



New Jersey Department of Transportation
Oct 2021 - Sep 2022

ITEM=406010M DESCRIPTION=ULTRA-HPTO UNITS=T

UNIT PRICE BID




ESTIMATED QUANTITY

New Jersey Department of Transportation
Oct 2021 - Sep 2022

ITEM=511006P DESCRIPTION=STEEL SHEET PILING UNITS=SF

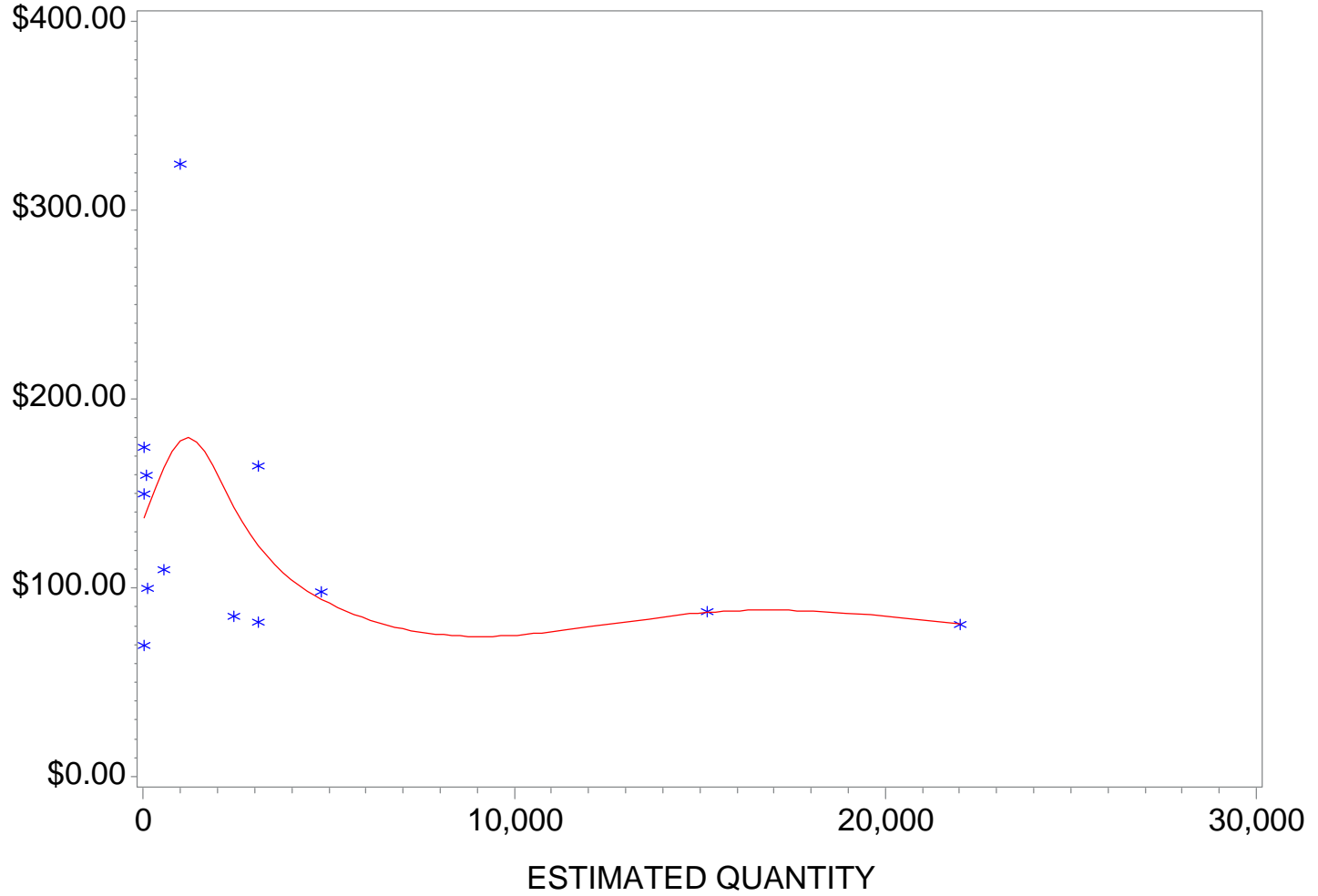
UNIT PRICE BID



New Jersey Department of Transportation Oct 2021 - Sep 2022

ITEM=601122P DESCRIPTION=15" REINFORCED CONCRETE PIPE UNITS=LF

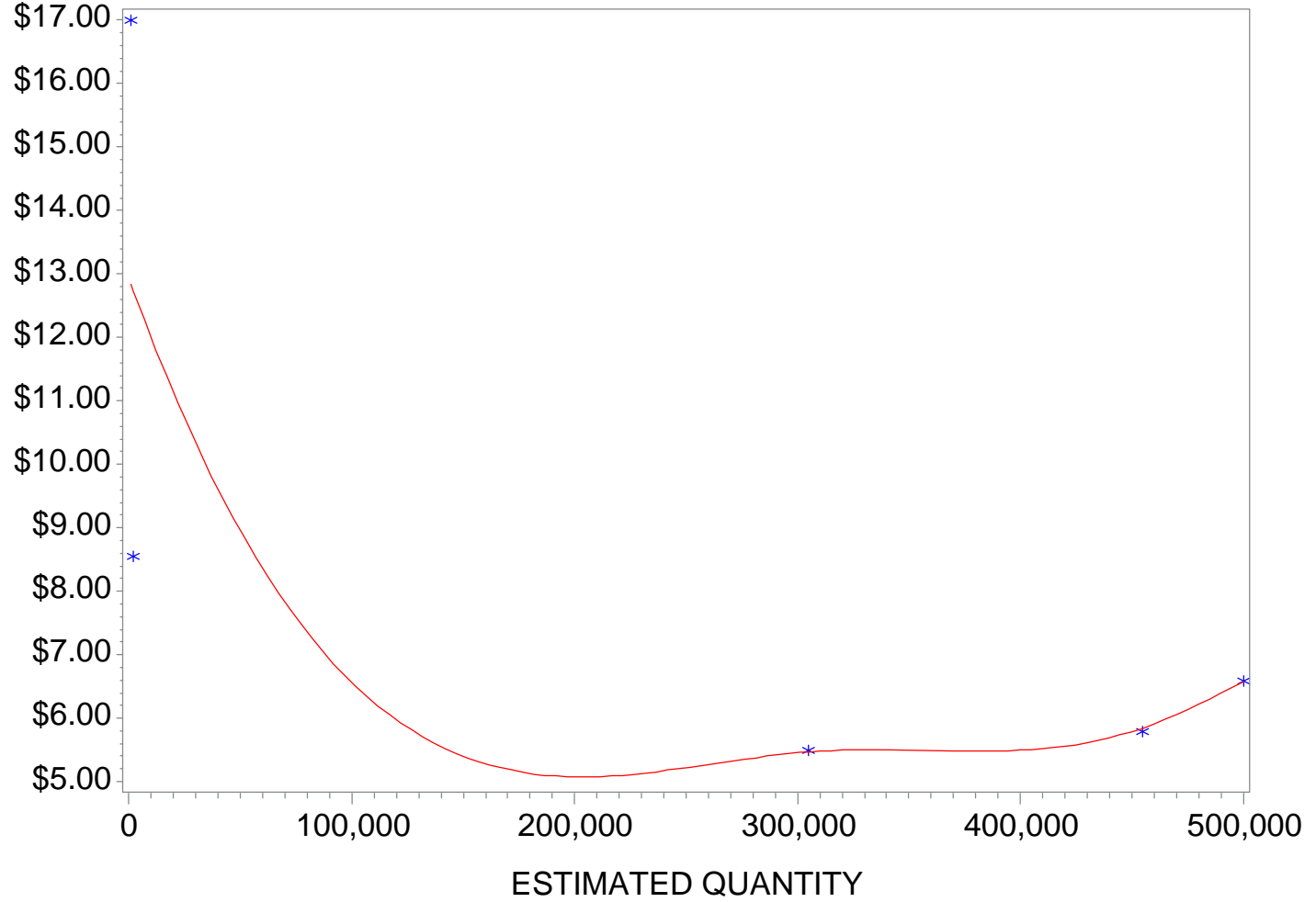
UNIT PRICE BID



New Jersey Department of Transportation Oct 2021 - Sep 2022

ITEM=601664M DESCRIPTION=VIDEO INSPECTION OF PIPE UNITS=LF

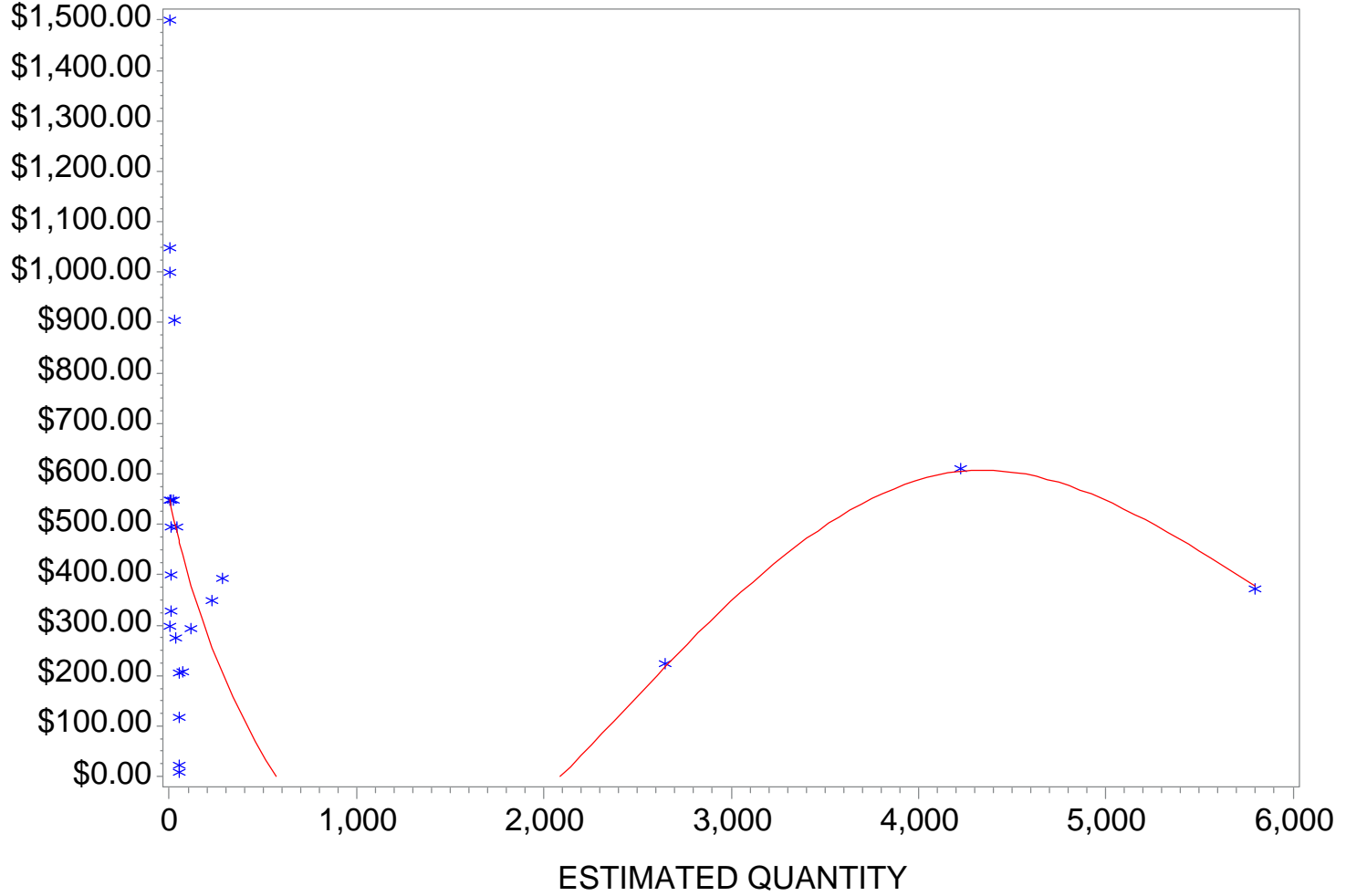
UNIT PRICE BID



New Jersey Department of Transportation Oct 2021 - Sep 2022

ITEM=602216M DESCRIPTION=CLEANING DRAINAGE STRUCTURE UNITS=U

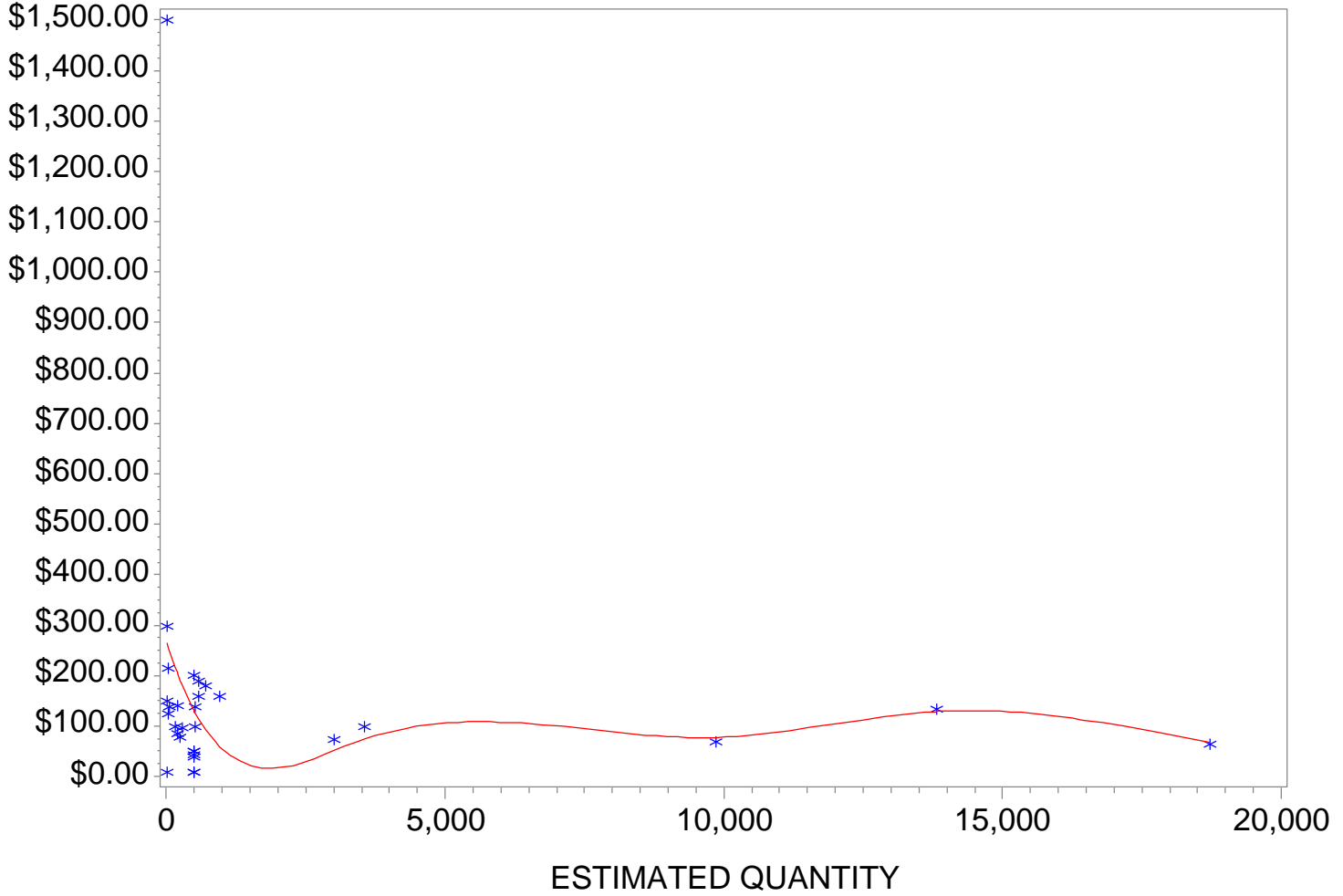
UNIT PRICE BID



New Jersey Department of Transportation Oct 2021 - Sep 2022

ITEM=606012P DESCRIPTION=CONCRETE SIDEWALK, 4" THICK UNITS=SY

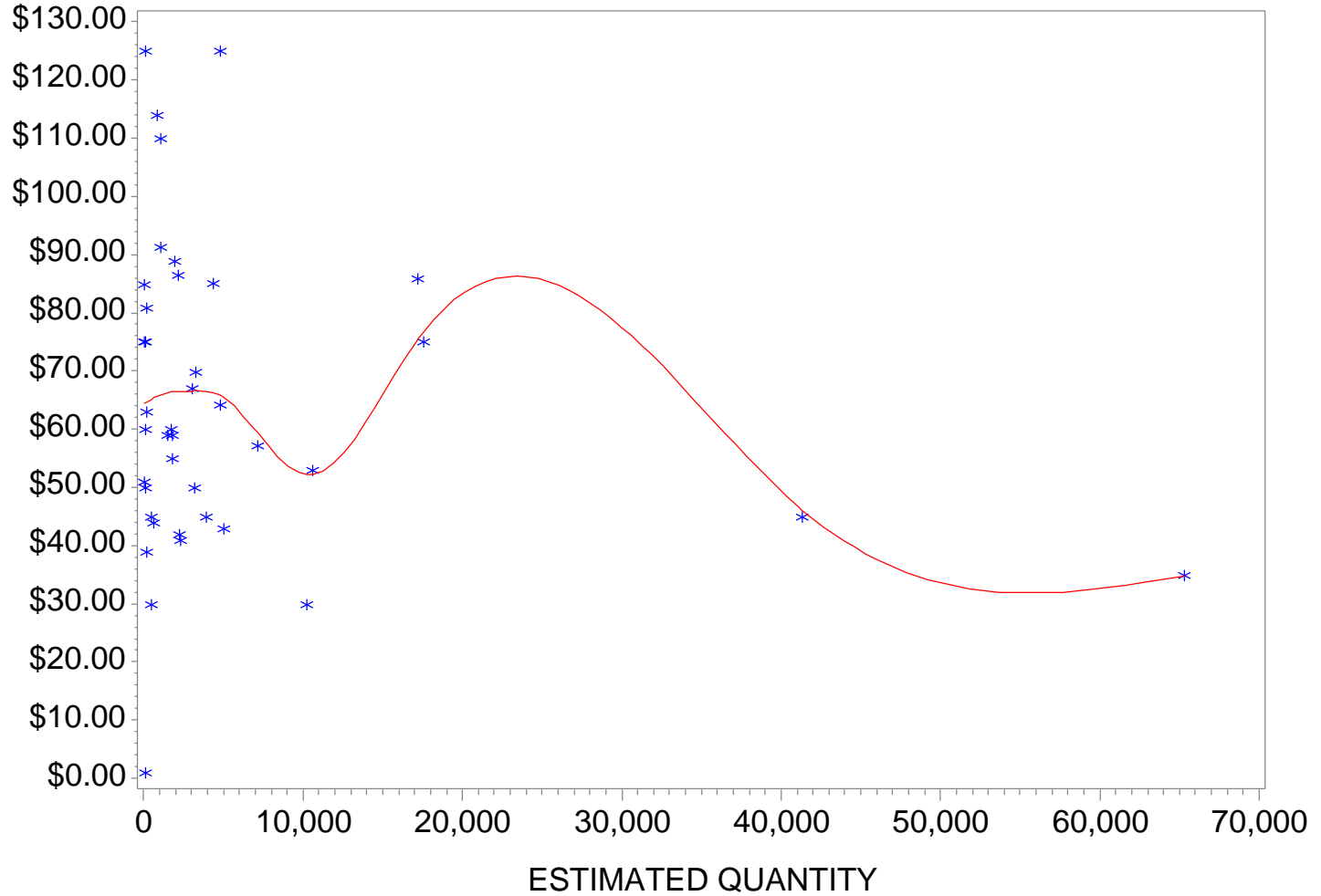
UNIT PRICE BID



New Jersey Department of Transportation
 Oct 2021 - Sep 2022

ITEM=607018P DESCRIPTION=9" X 16" CONCRETE VERTICAL CUR UNITS=LF

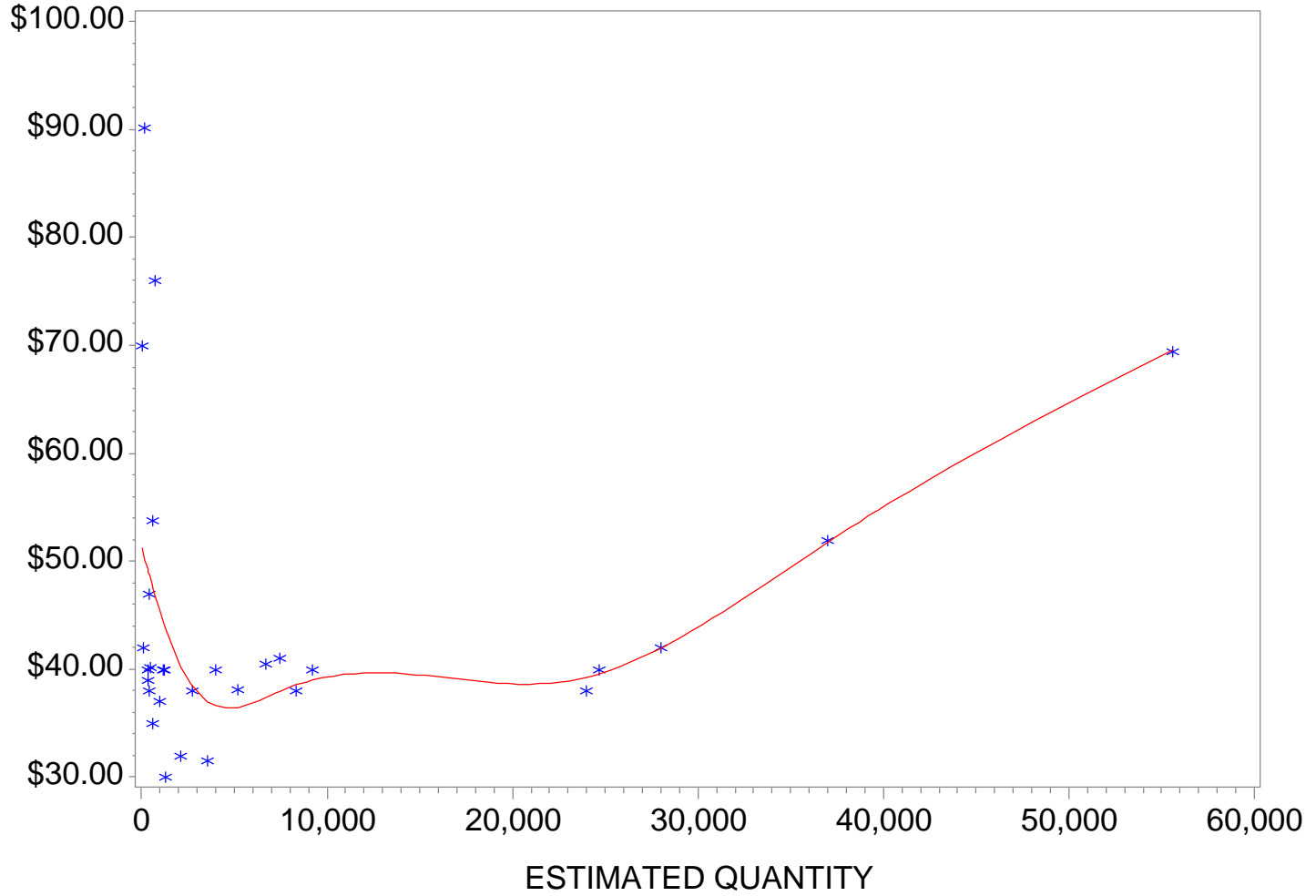
UNIT PRICE BID



New Jersey Department of Transportation Oct 2021 - Sep 2022

ITEM=609003M DESCRIPTION=BEAM GUIDE RAIL UNITS=LF

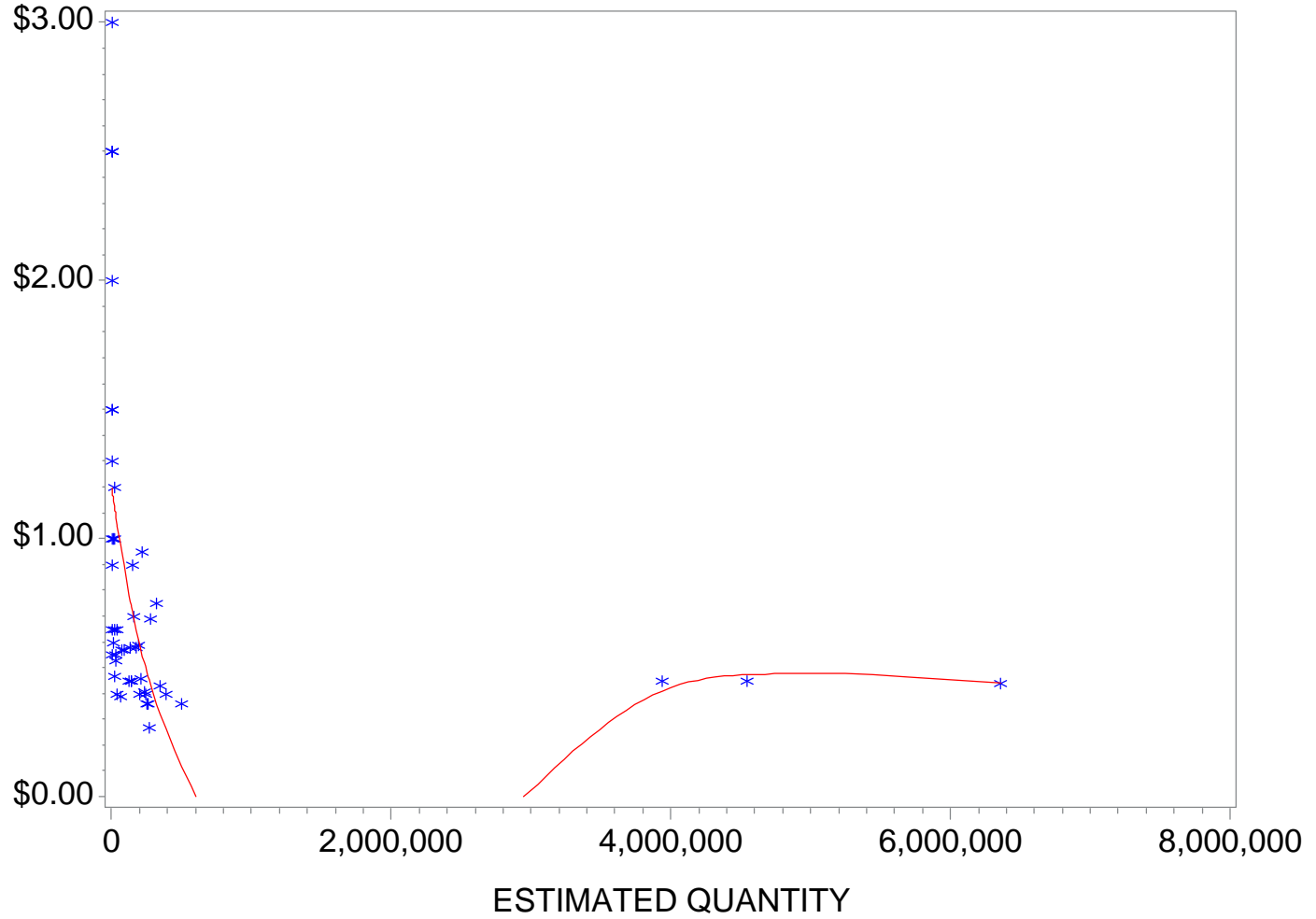
UNIT PRICE BID



New Jersey Department of Transportation
Oct 2021 - Sep 2022

ITEM=610003M DESCRIPTION=TRAFFIC STRIPES, 4" UNITS=LF

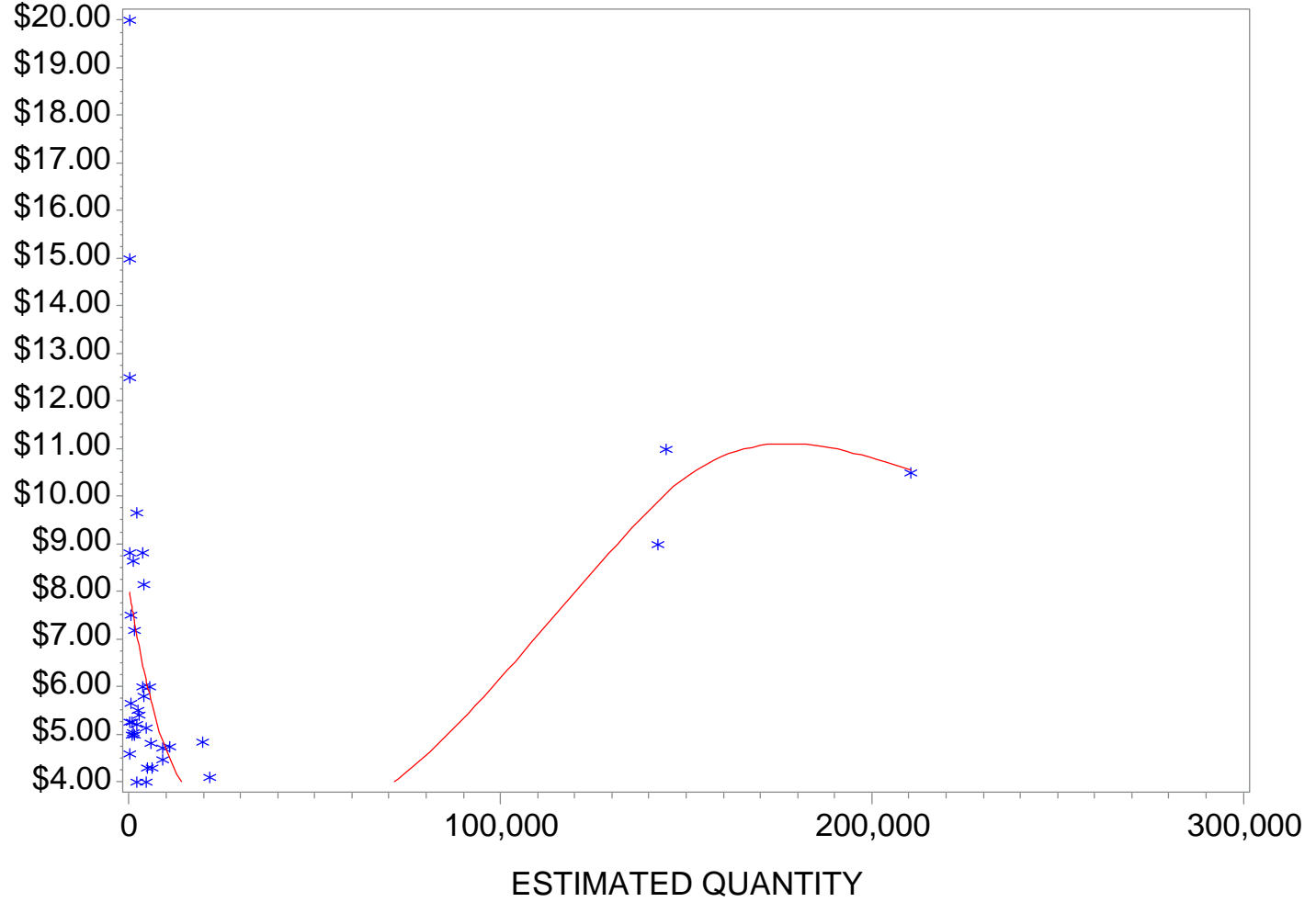
UNIT PRICE BID



New Jersey Department of Transportation Oct 2021 - Sep 2022

ITEM=610017M DESCRIPTION=TRAFFIC MARKING LINES, 24" UNITS=LF

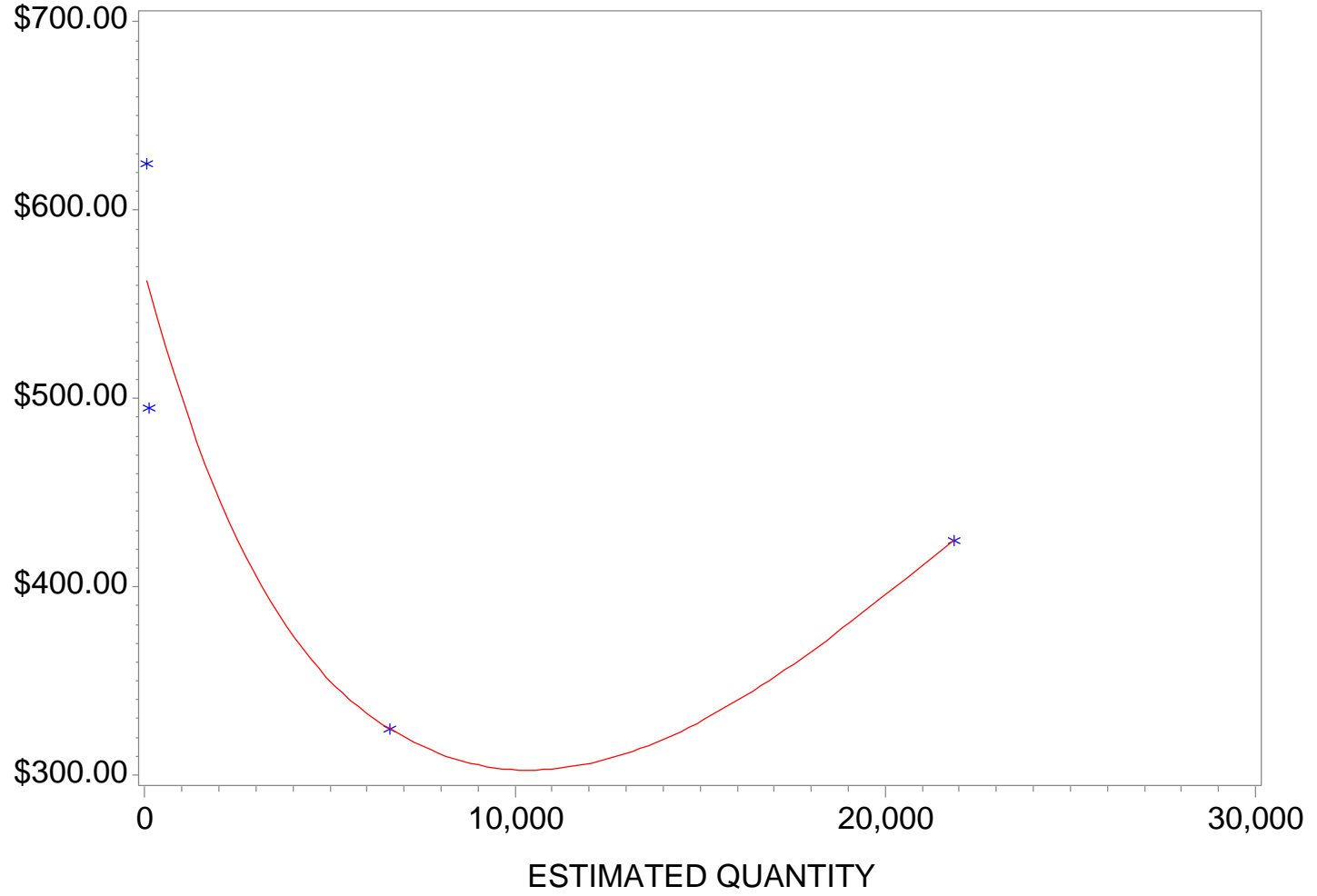
UNIT PRICE BID



New Jersey Department of Transportation Oct 2021 - Sep 2022

ITEM=651064P DESCRIPTION=12" DUCTILE IRON WATER PIPE, C UNITS=LF

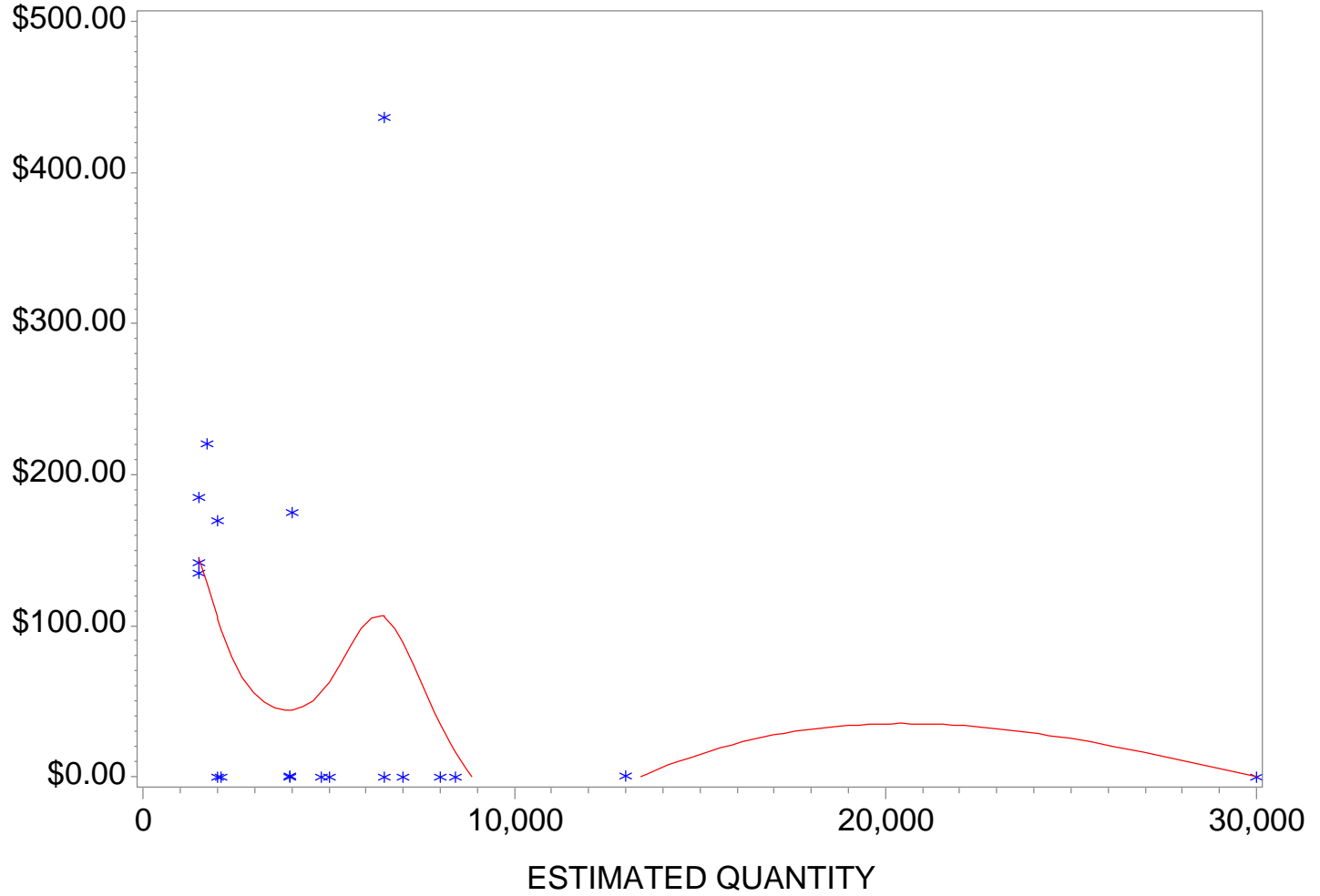
UNIT PRICE BID



New Jersey Department of Transportation Oct 2021 - Sep 2022

ITEM=MMB172M DESCRIPTION=LANE CLOSURES UNITS=HOUR

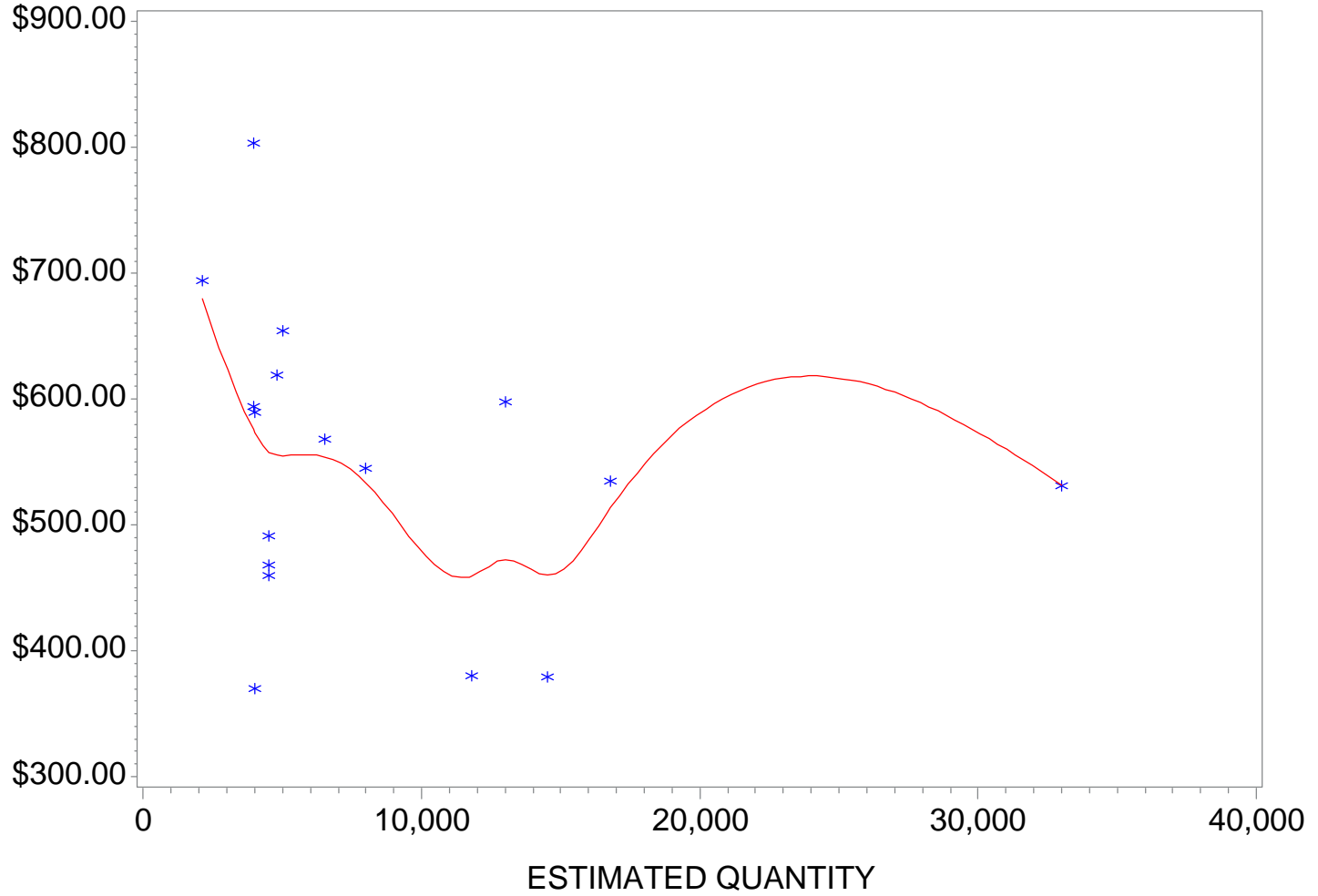
UNIT PRICE BID



New Jersey Department of Transportation Oct 2021 - Sep 2022

ITEM=MMB186M DESCRIPTION=LABOR CREW UNITS=HOUR

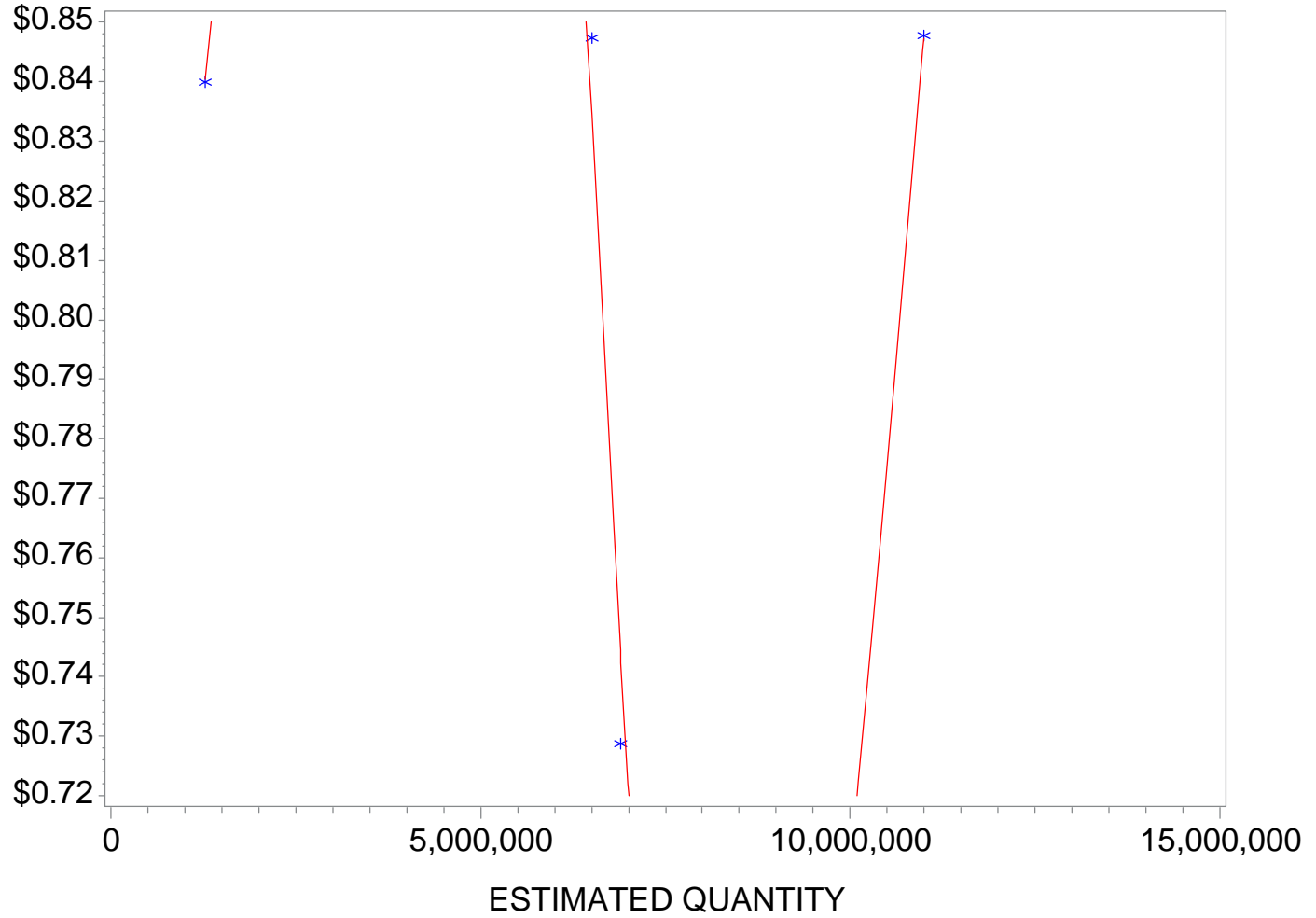
UNIT PRICE BID



New Jersey Department of Transportation Oct 2021 - Sep 2022

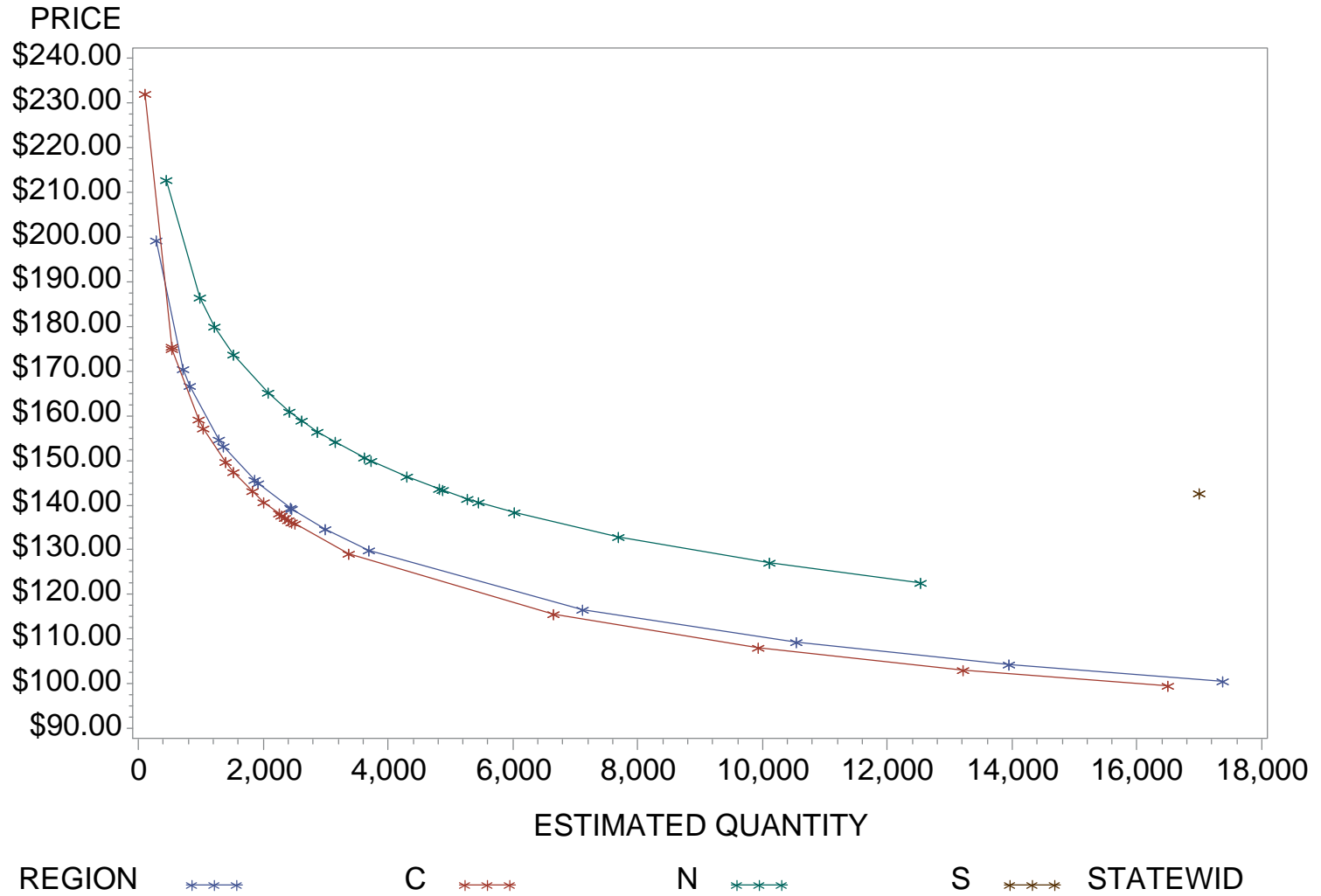
ITEM=MMG095M DESCRIPTION=ADJUSTMENT FACTOR UNITS=PCT

UNIT PRICE BID



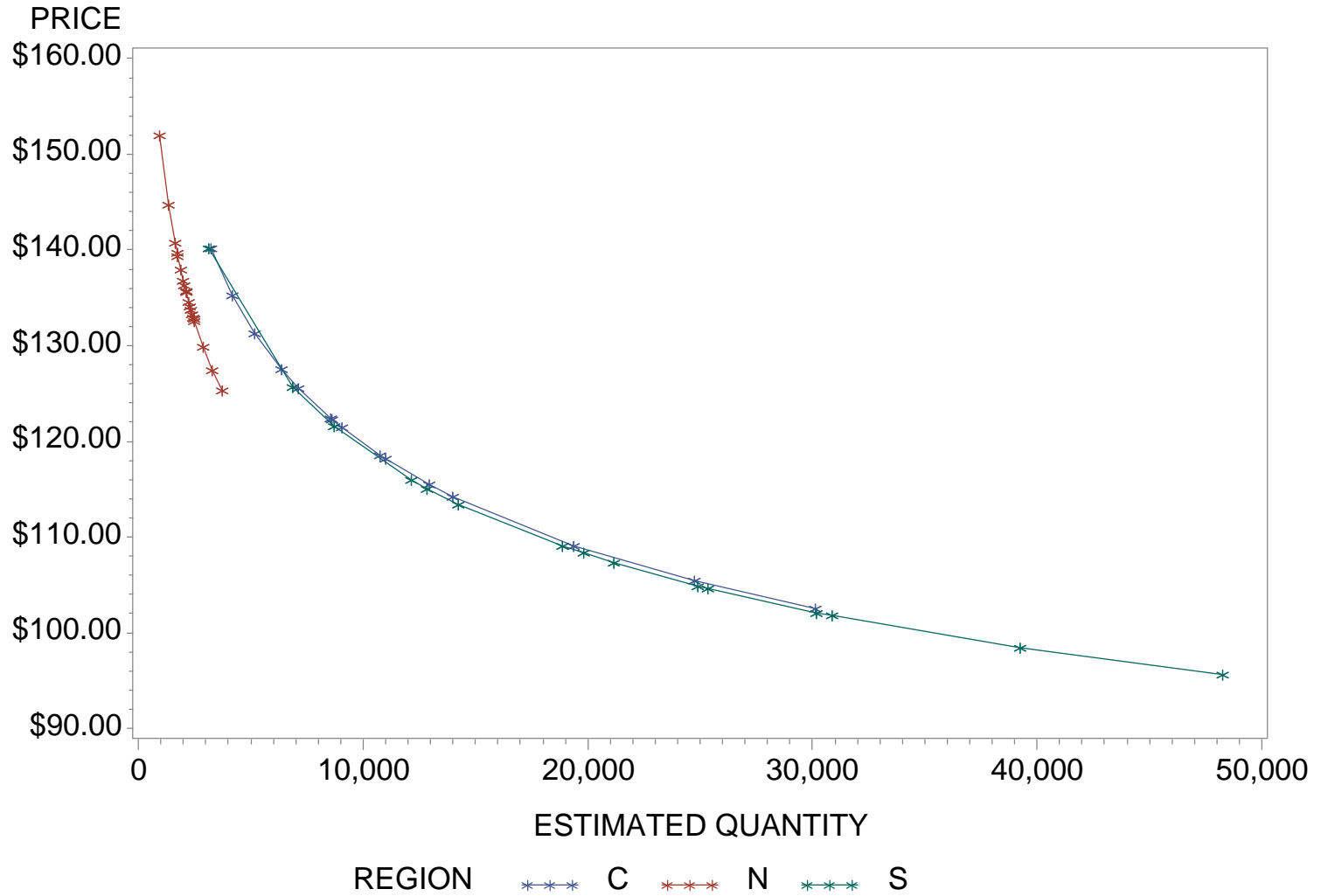
New Jersey Department of Transportation Oct 2019 - Sep 2022

ITEM NUMBER=401042M DESCRIPTION=HOT MIX ASPHALT 9.5 M 64 SURFA



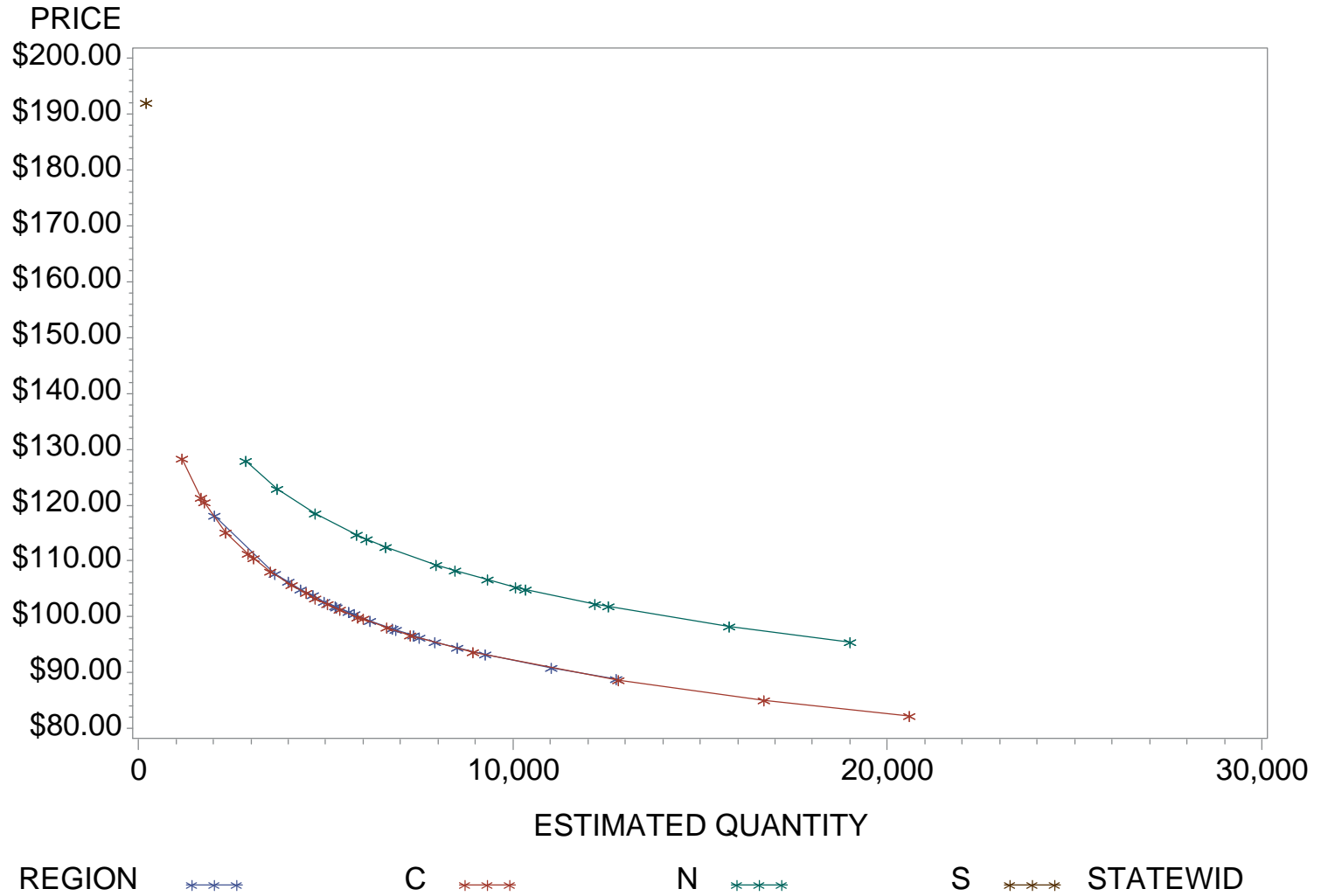
New Jersey Department of Transportation Oct 2019 - Sep 2022

ITEM NUMBER=401049M DESCRIPTION=HOT MIX ASPHALT 9.5 ME SURFACE



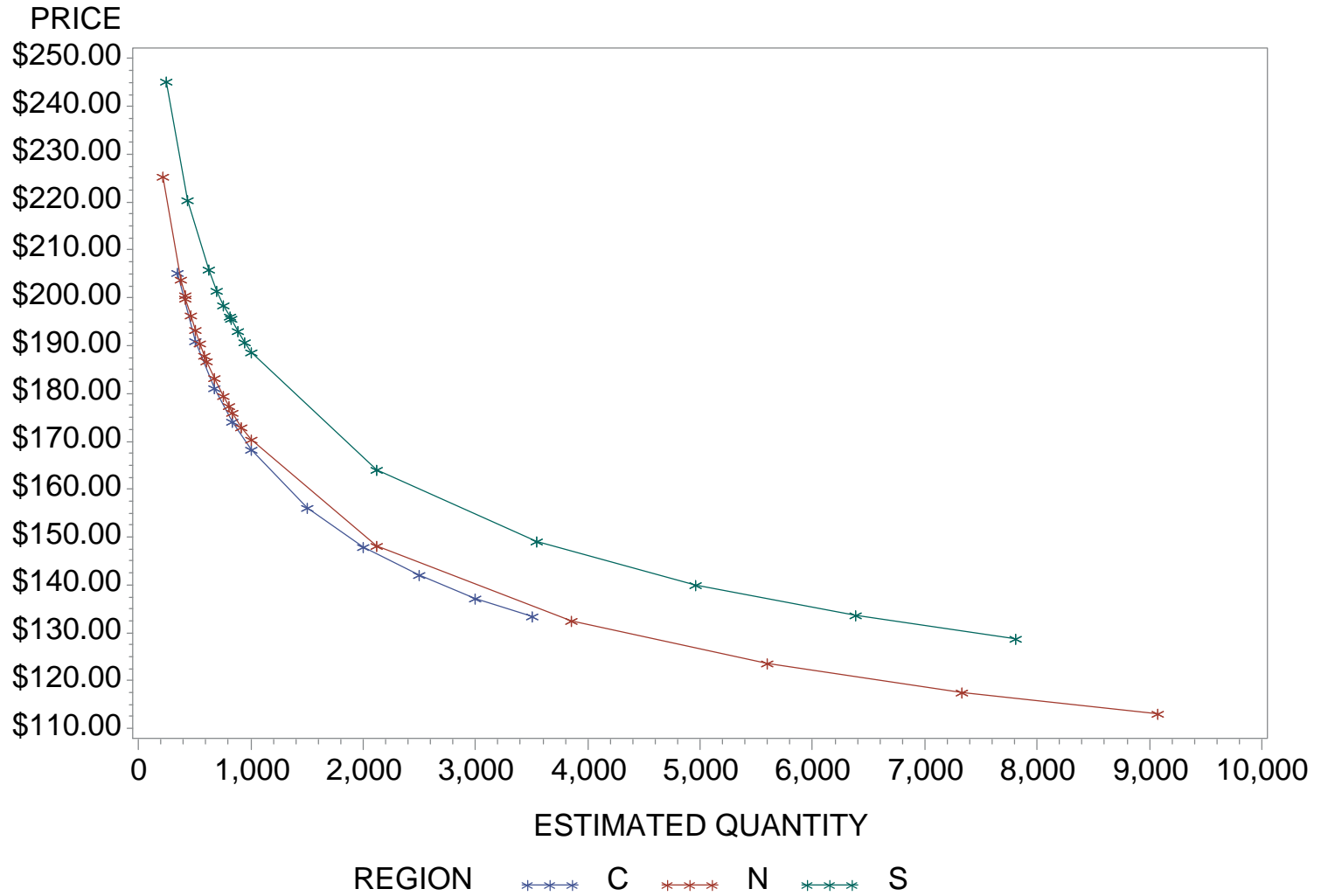
New Jersey Department of Transportation Oct 2019 - Sep 2022

ITEM NUMBER=401061M DESCRIPTION=HMA 12.5 M E SURFACE COURSE



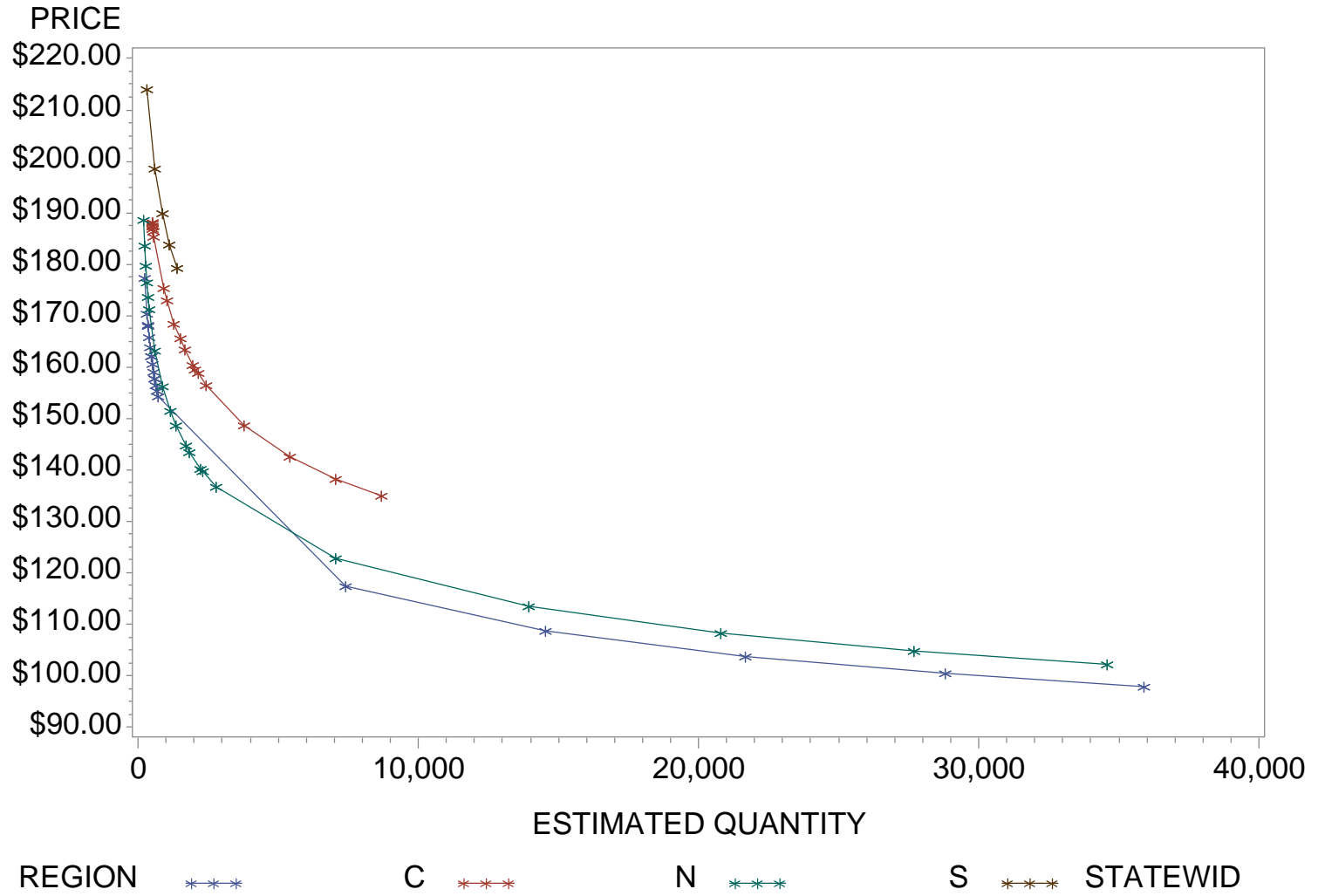
New Jersey Department of Transportation Oct 2019 - Sep 2022

ITEM NUMBER=401072M DESCRIPTION=HOT MIX ASPHALT 12.5 M 64 INTE



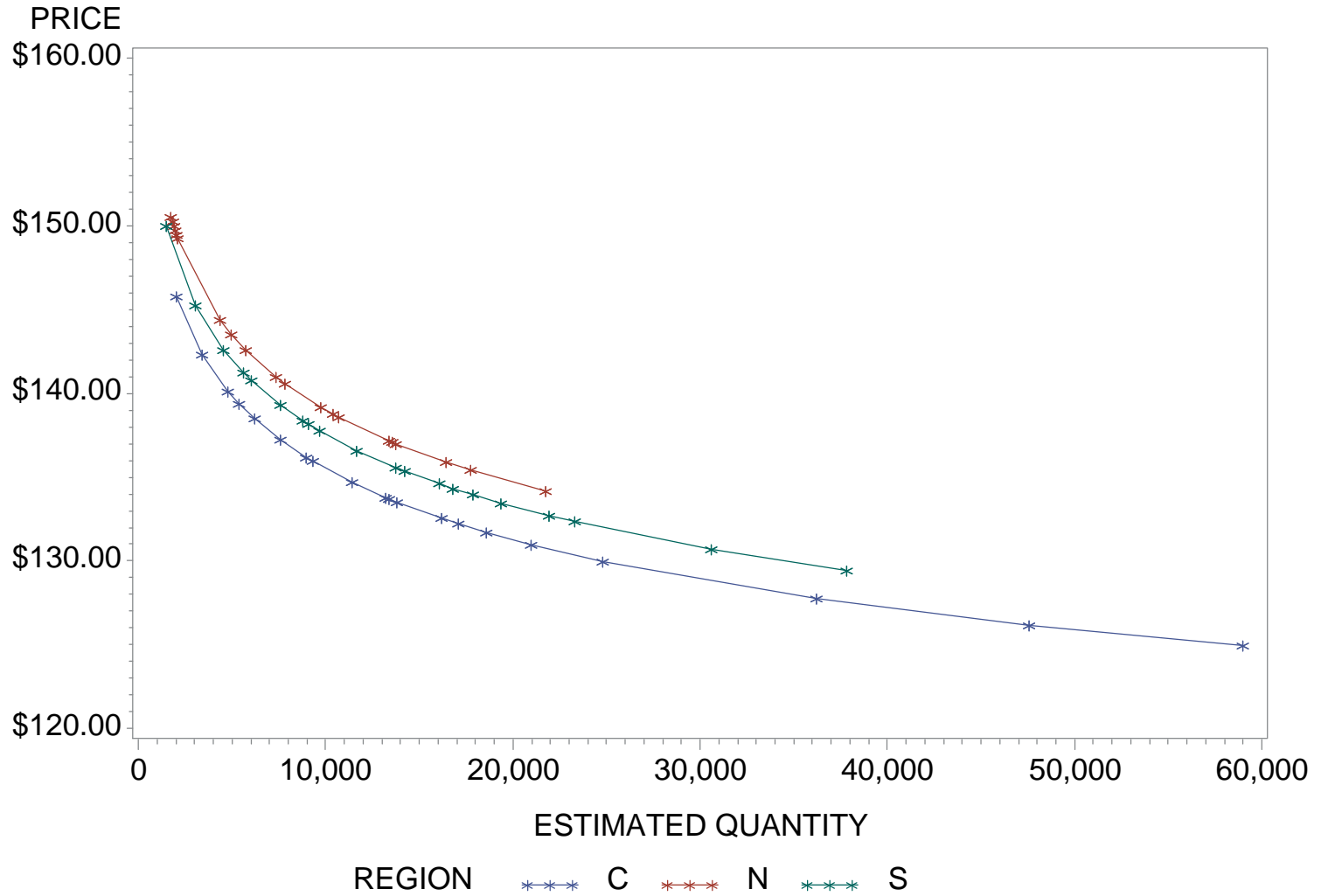
New Jersey Department of Transportation Oct 2019 - Sep 2022

ITEM NUMBER=401099M DESCRIPTION=HOT MIX ASPHALT 25 M 64 BASE C



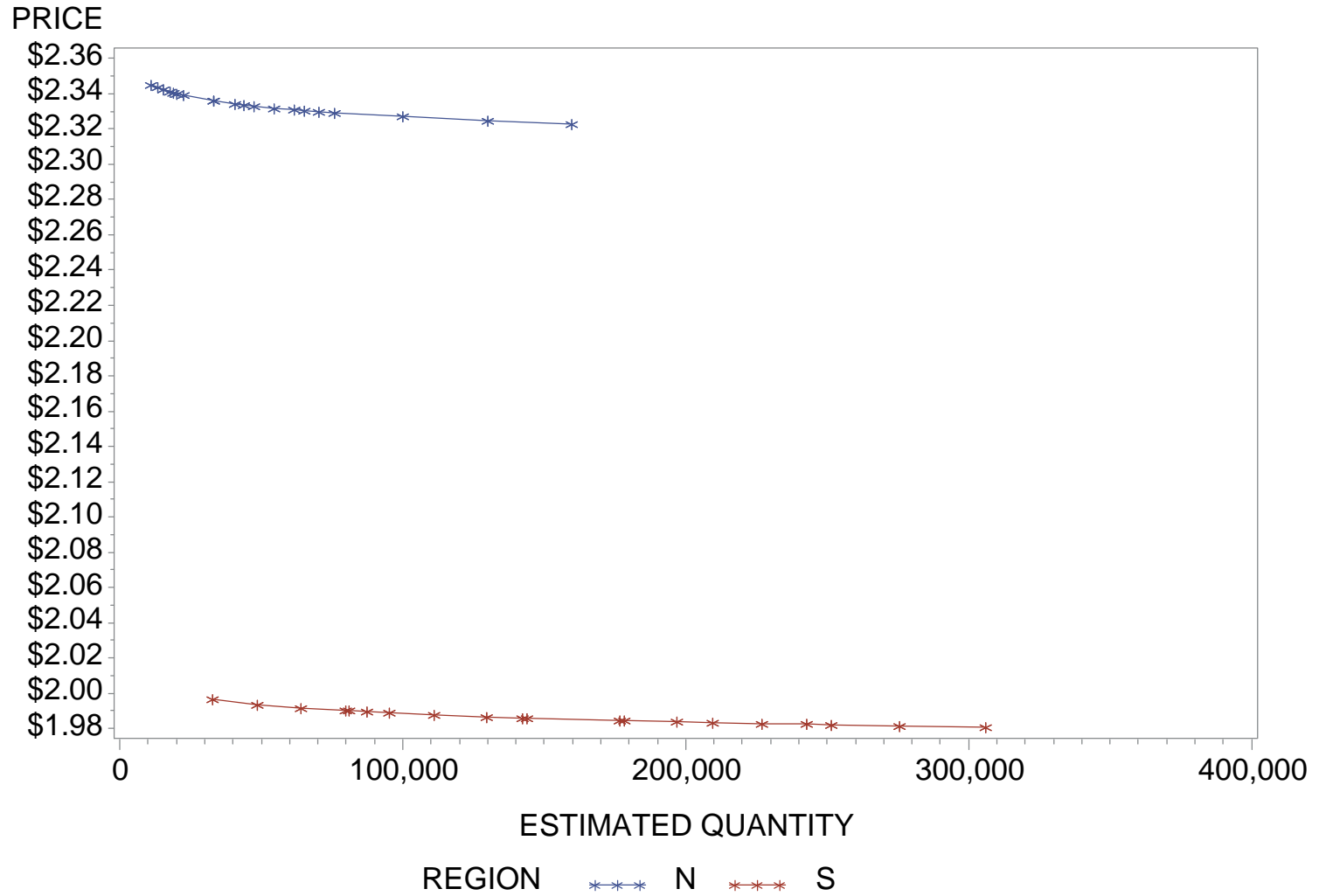
New Jersey Department of Transportation Oct 2019 - Sep 2022

ITEM NUMBER=404006M DESCRIPTION=STONE MATRIX ASPHALT 12.5 MM S



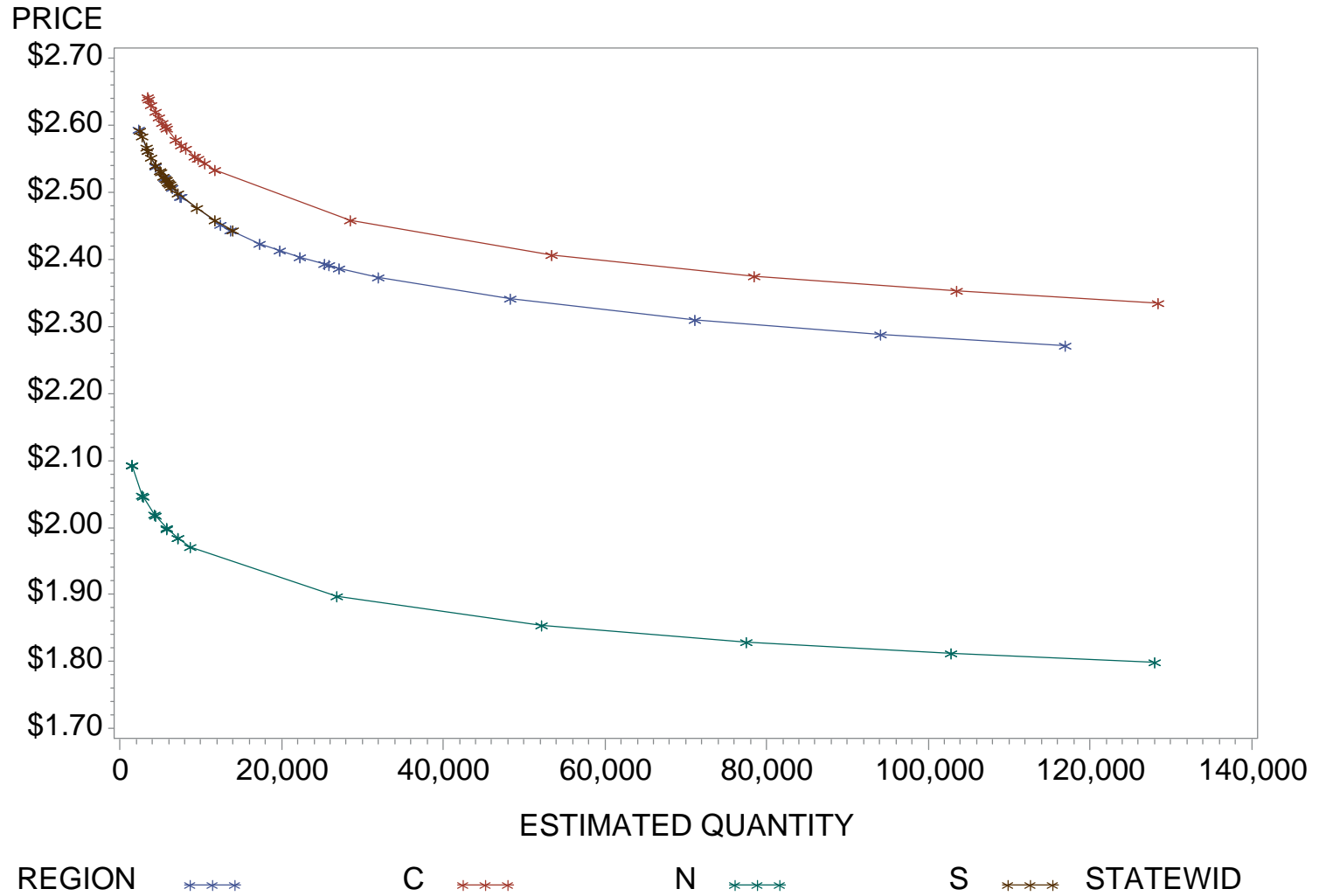
New Jersey Department of Transportation Oct 2019 - Sep 2022

ITEM NUMBER=504003P DESCRIPTION=REINFORCEMENT STEEL



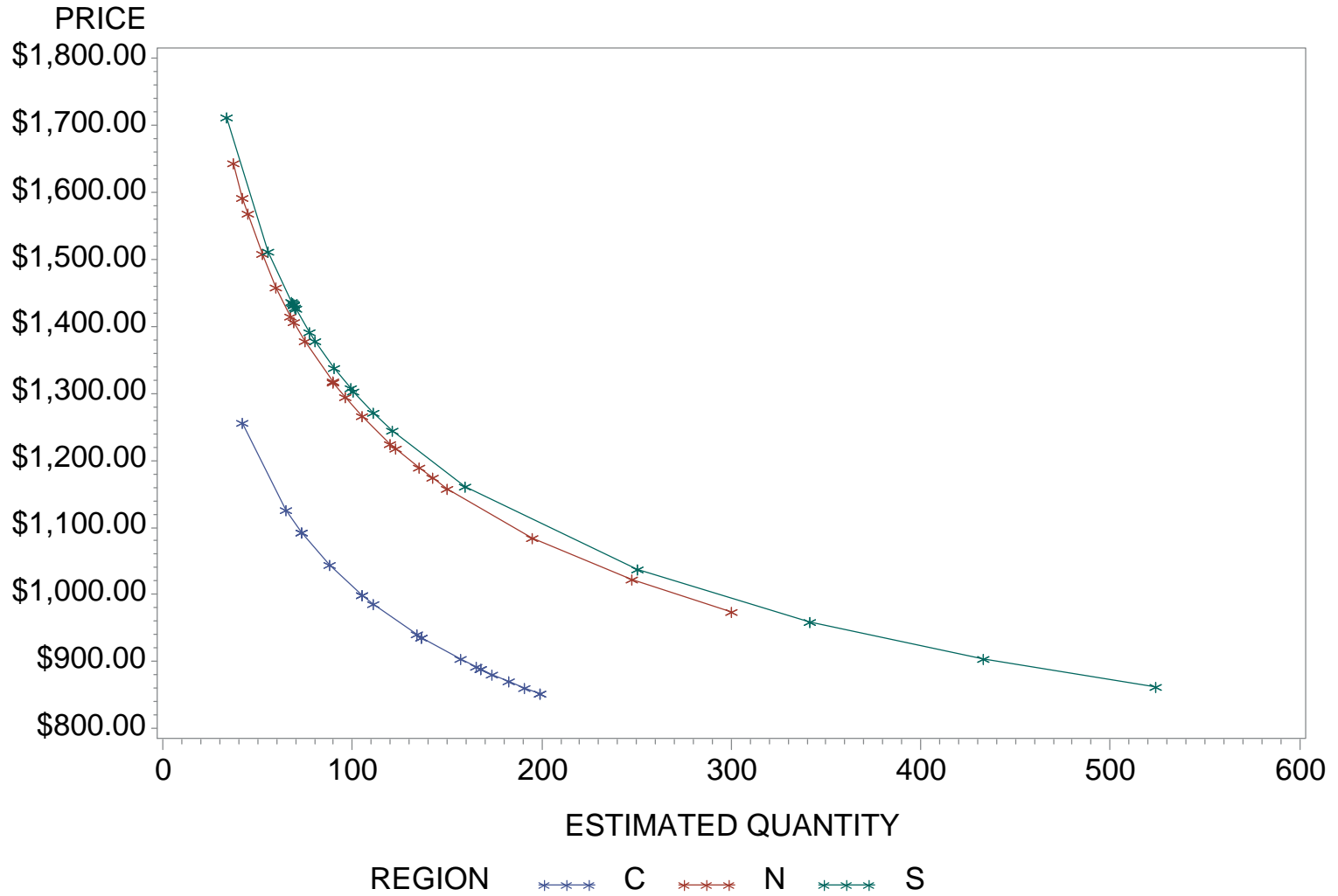
New Jersey Department of Transportation Oct 2019 - Sep 2022

ITEM NUMBER=504006P DESCRIPTION=REINFORCEMENT STEEL, EPOXY-COA



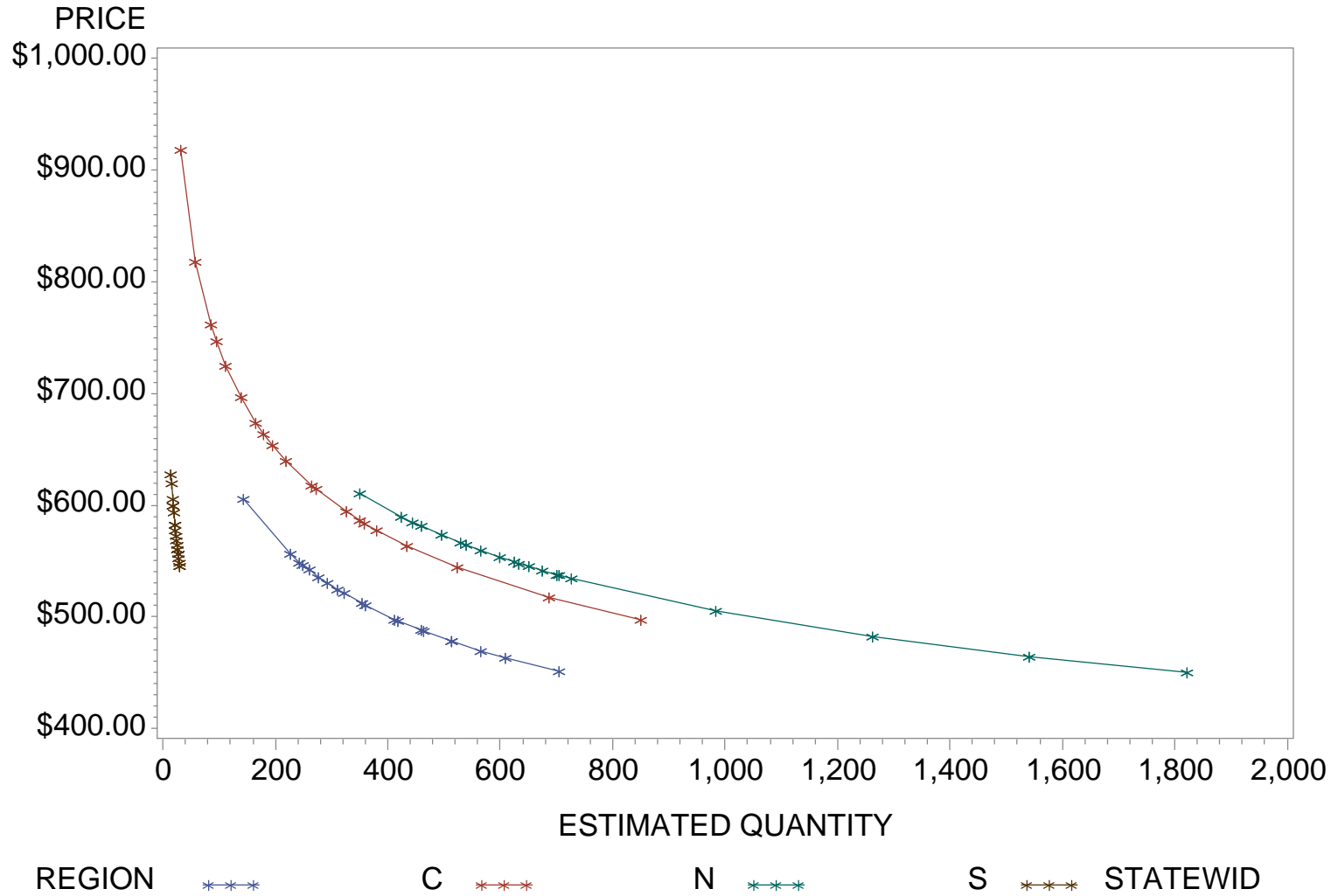
New Jersey Department of Transportation Oct 2019 - Sep 2022

ITEM NUMBER=504018P DESCRIPTION=CONCRETE WING WALL



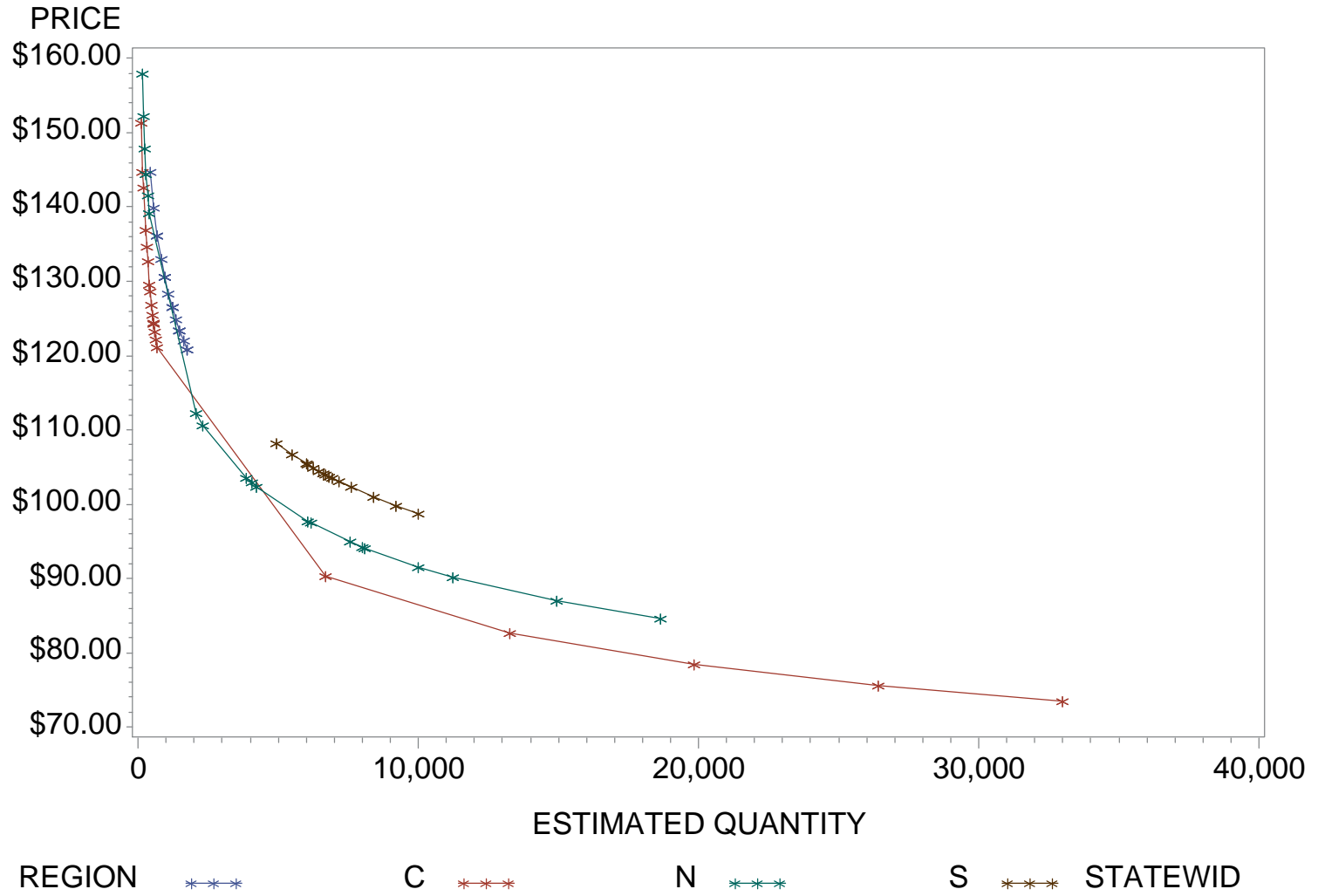
New Jersey Department of Transportation Oct 2019 - Sep 2022

ITEM NUMBER=507039P DESCRIPTION=CONCRETE BRIDGE PARAPET, HPC



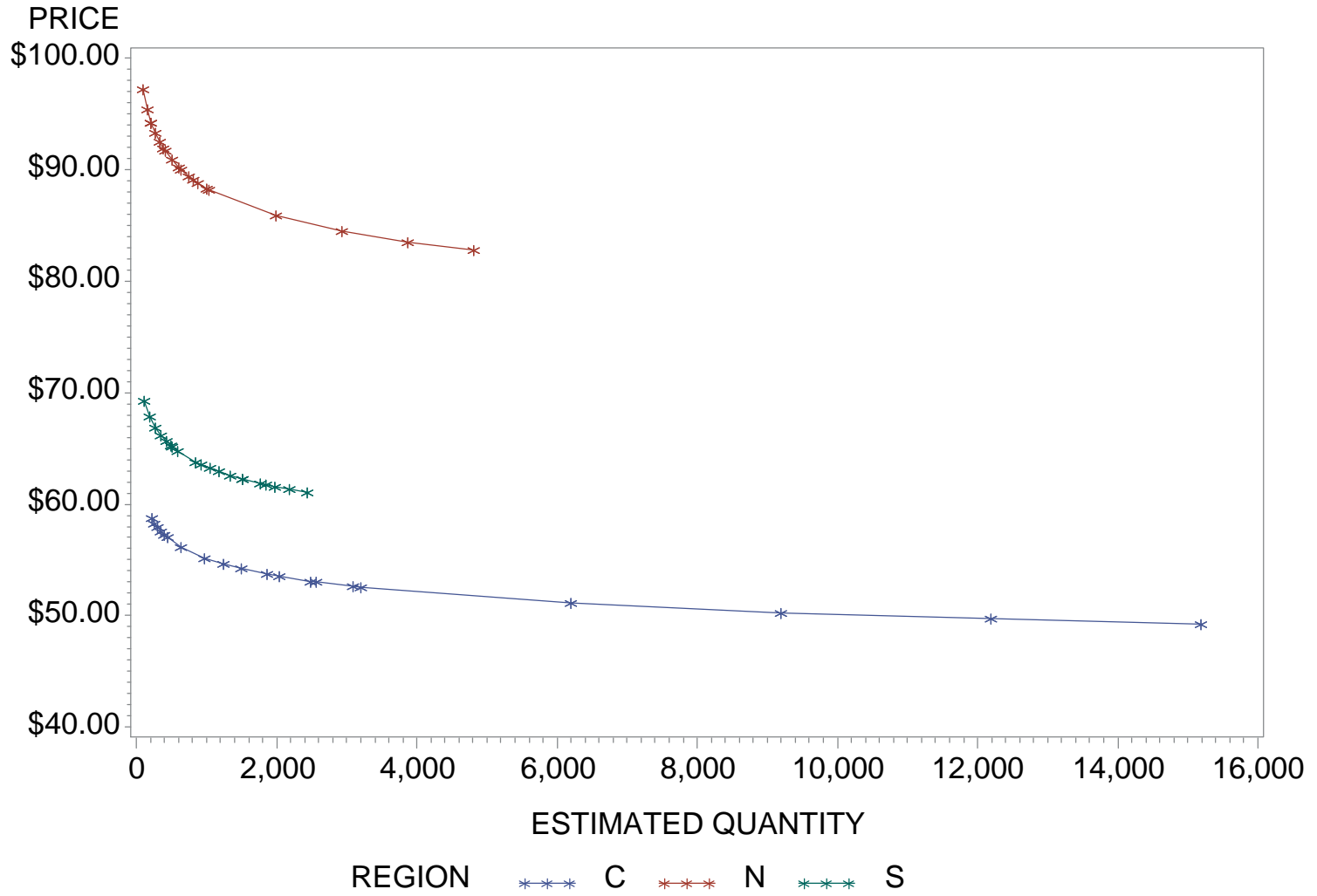
New Jersey Department of Transportation Oct 2019 - Sep 2022

ITEM NUMBER=551006M DESCRIPTION=CONCRETE DECK REPAIR, TYPE B



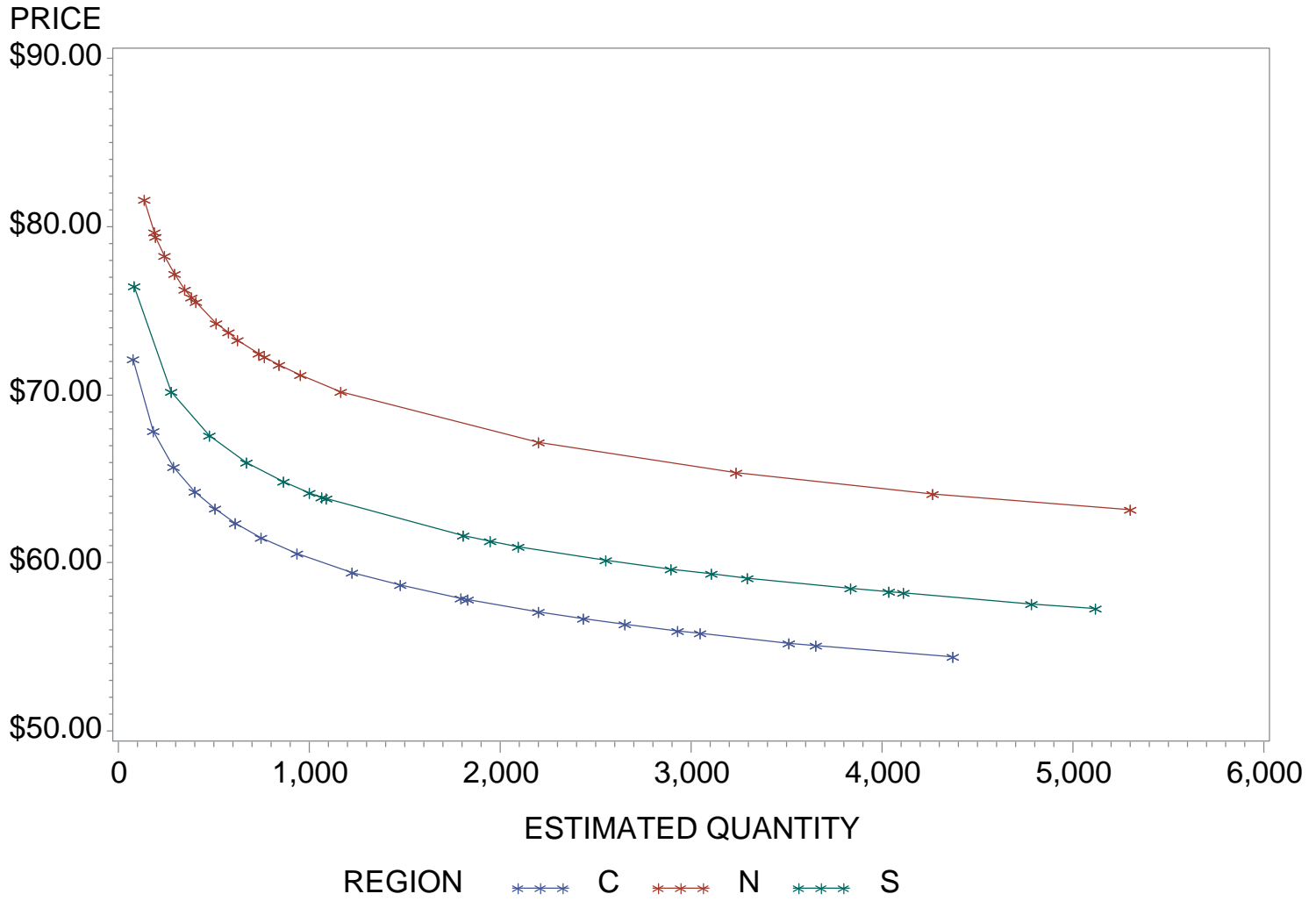
New Jersey Department of Transportation Oct 2019 - Sep 2022

ITEM NUMBER=601122P DESCRIPTION=15" REINFORCED CONCRETE PIPE

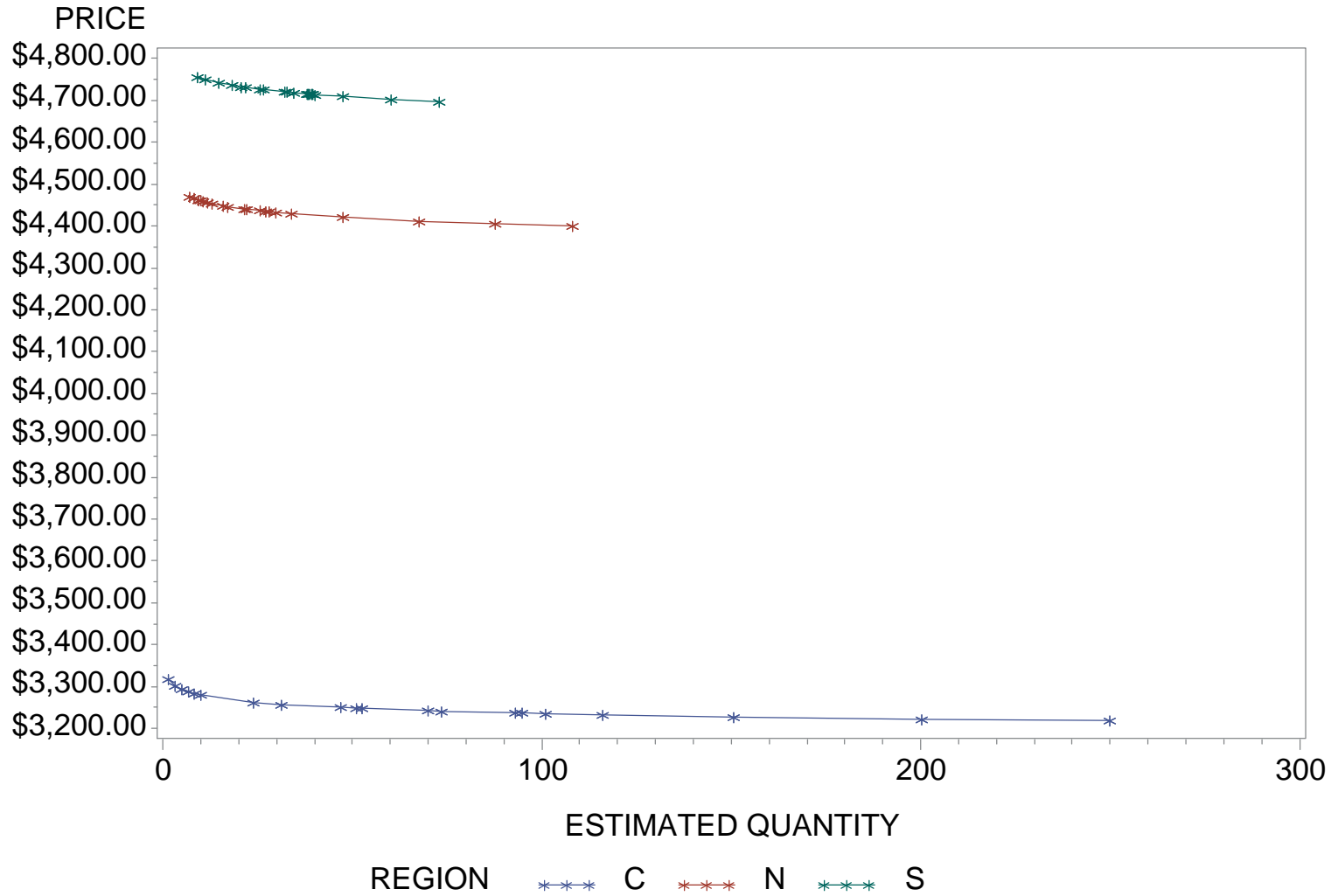


New Jersey Department of Transportation Oct 2019 - Sep 2022

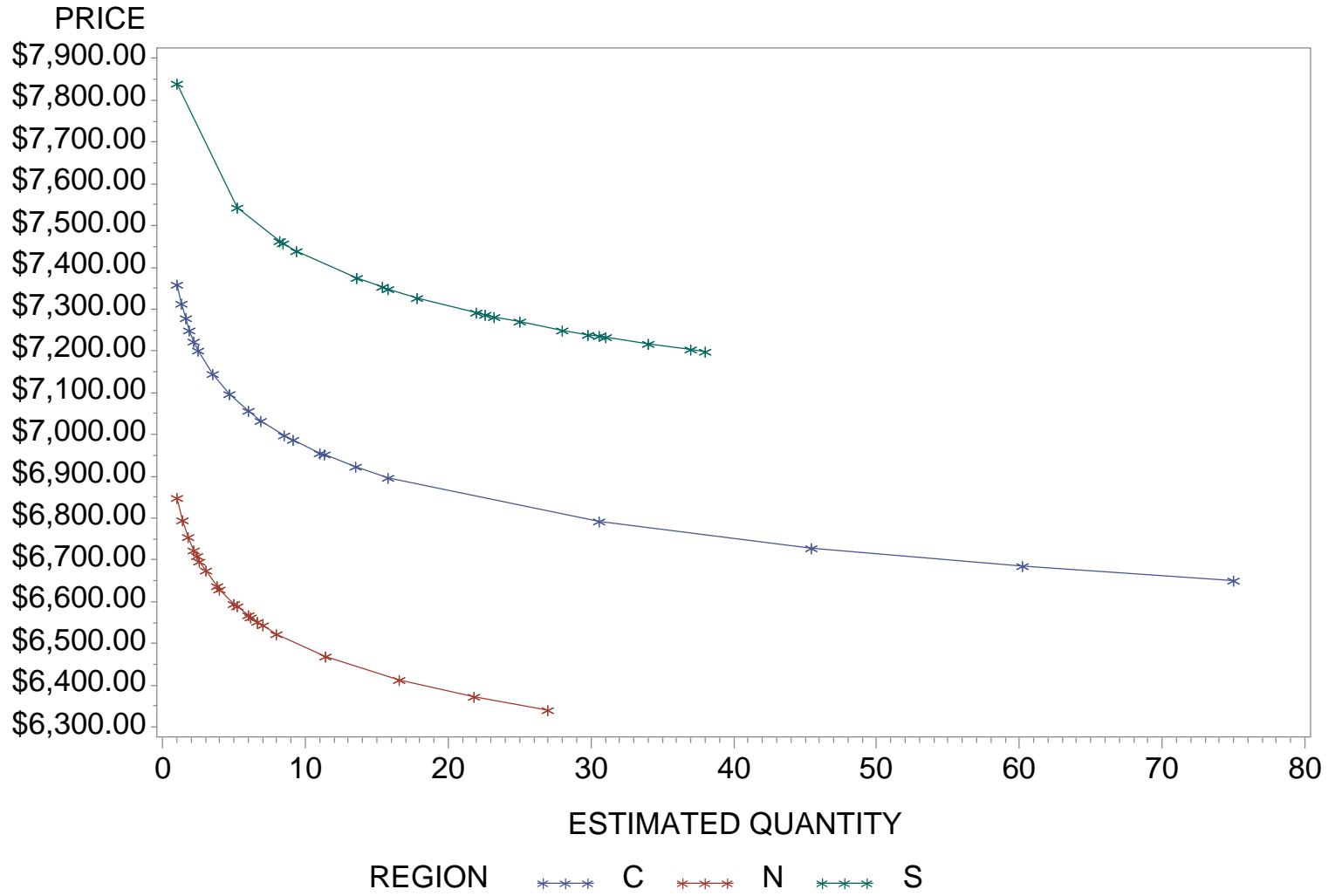
ITEM NUMBER=601124P DESCRIPTION=18" REINFORCED CONCRETE PIPE



New Jersey Department of Transportation
Oct 2019 - Sep 2022
ITEM NUMBER=602012M DESCRIPTION=INLET, TYPE B

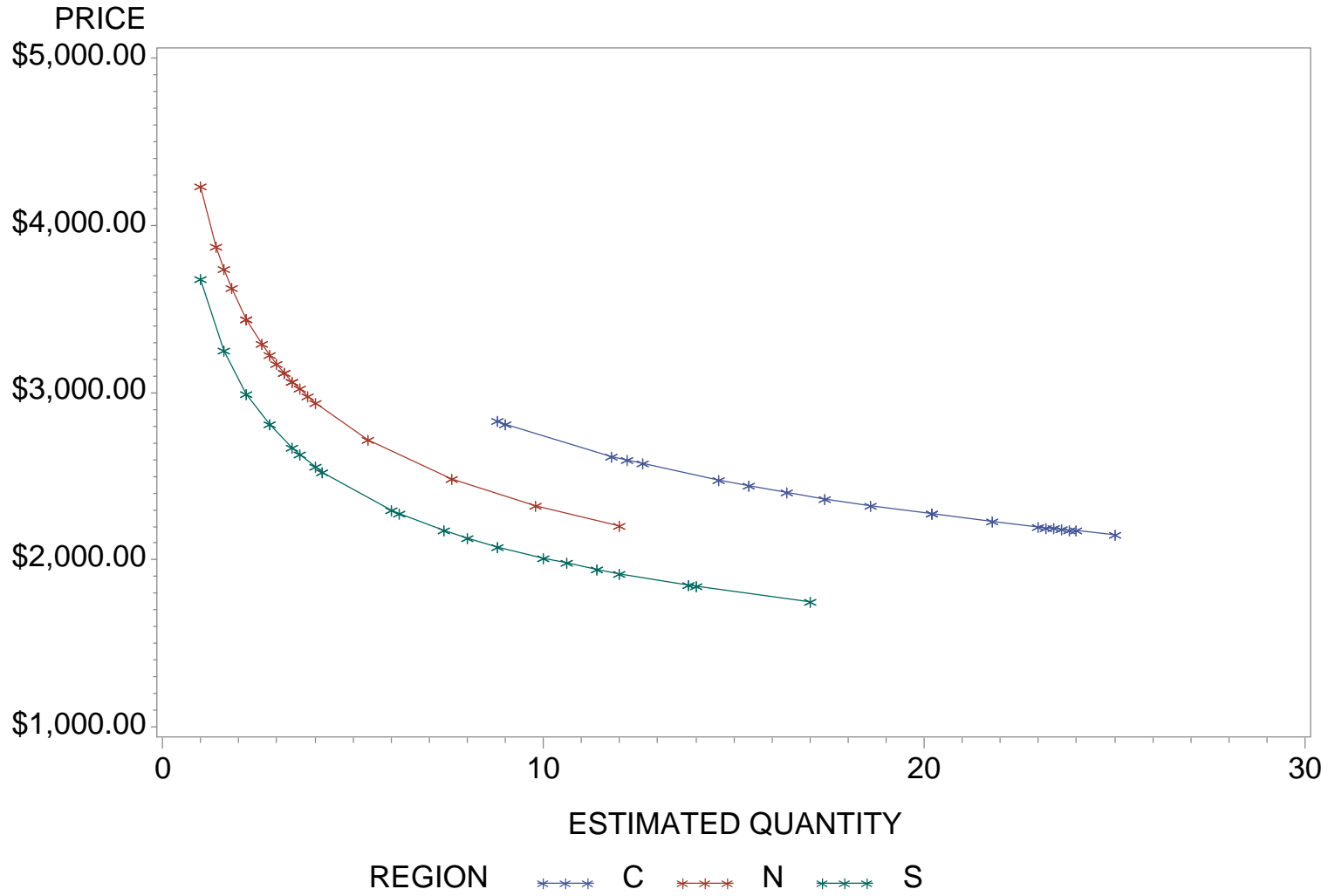


New Jersey Department of Transportation
Oct 2019 - Sep 2022
ITEM NUMBER=602018M DESCRIPTION=INLET, TYPE E



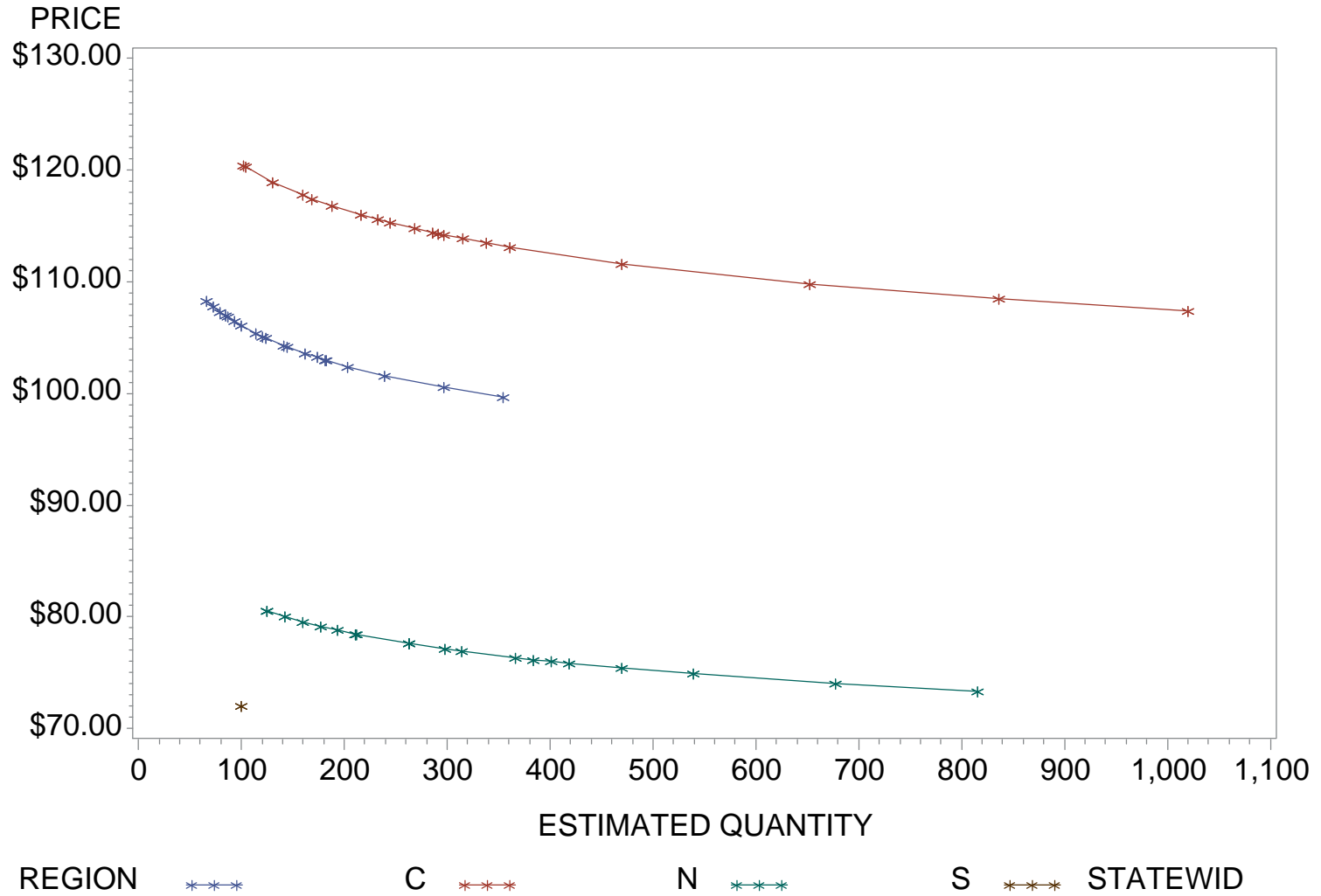
New Jersey Department of Transportation Oct 2019 - Sep 2022

ITEM NUMBER=602054M DESCRIPTION=MANHOLE, 4' DIAMETER



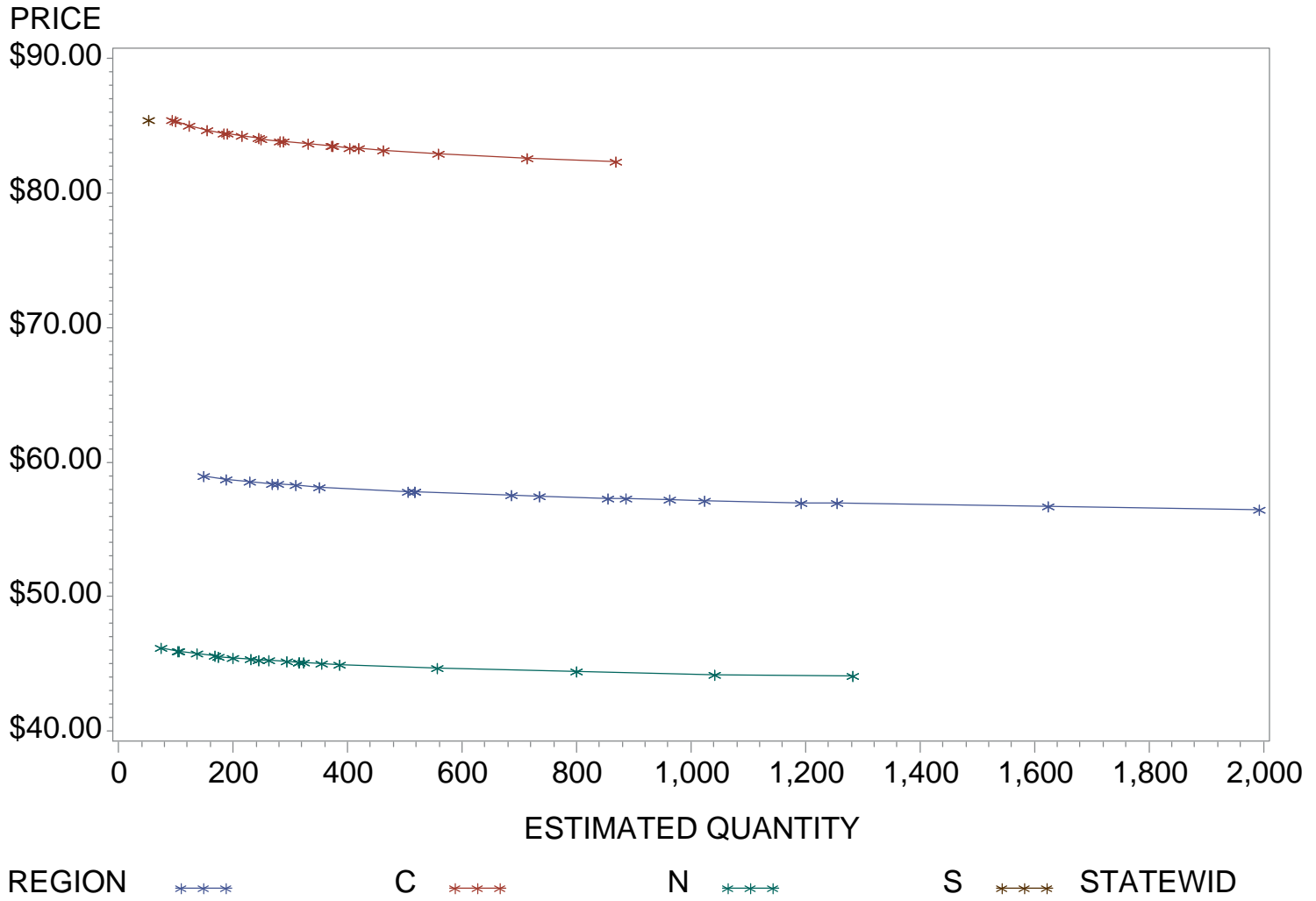
New Jersey Department of Transportation Oct 2019 - Sep 2022

ITEM NUMBER=606051P DESCRIPTION=CONCRETE DRIVEWAY, 6" THICK



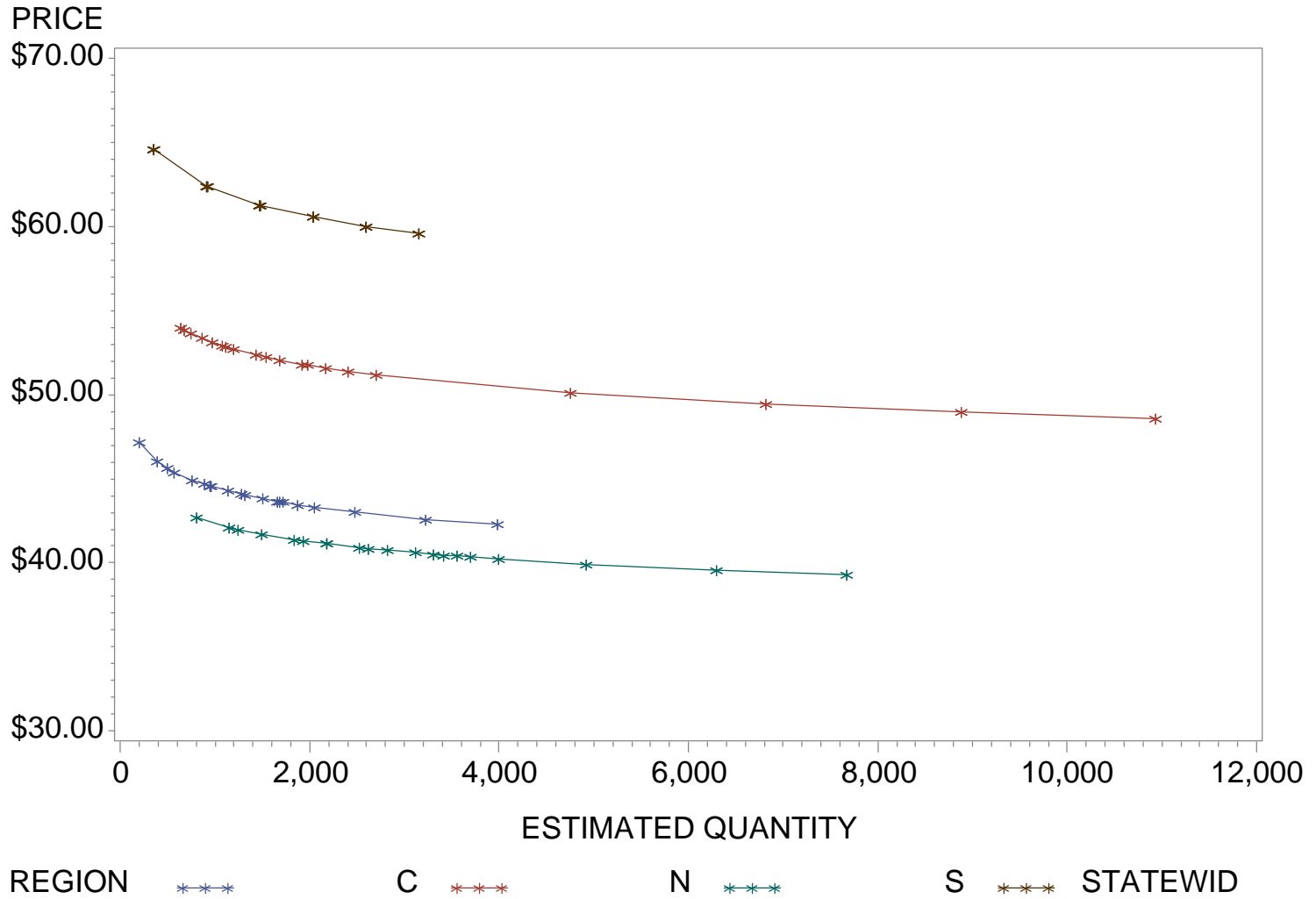
New Jersey Department of Transportation Oct 2019 - Sep 2022

ITEM NUMBER=607069P DESCRIPTION=9" X VARIABLE HEIGHT CONCRETE

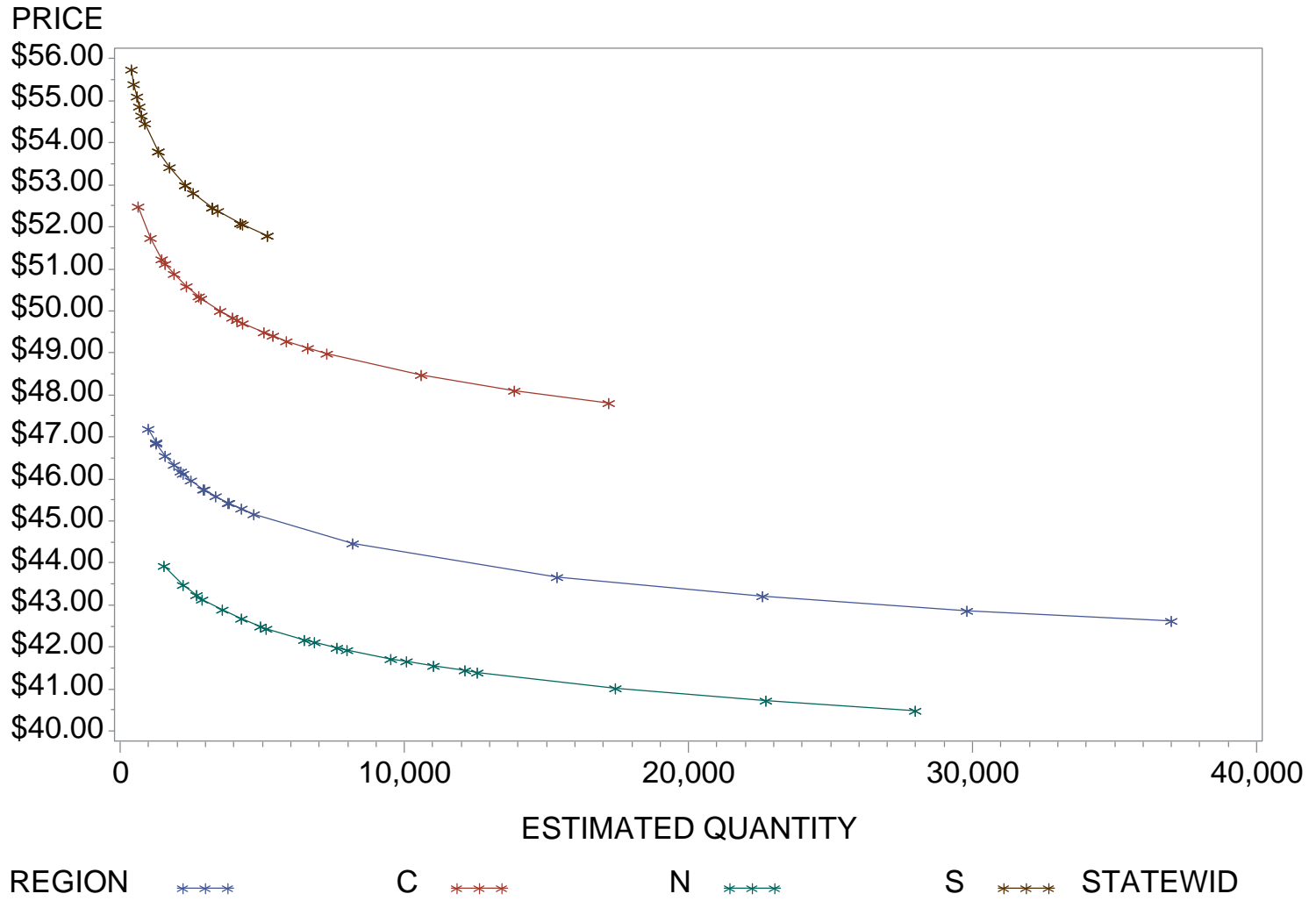


New Jersey Department of Transportation Oct 2019 - Sep 2022

ITEM NUMBER=608004P DESCRIPTION=NONVEGETATIVE SURFACE, POROUS

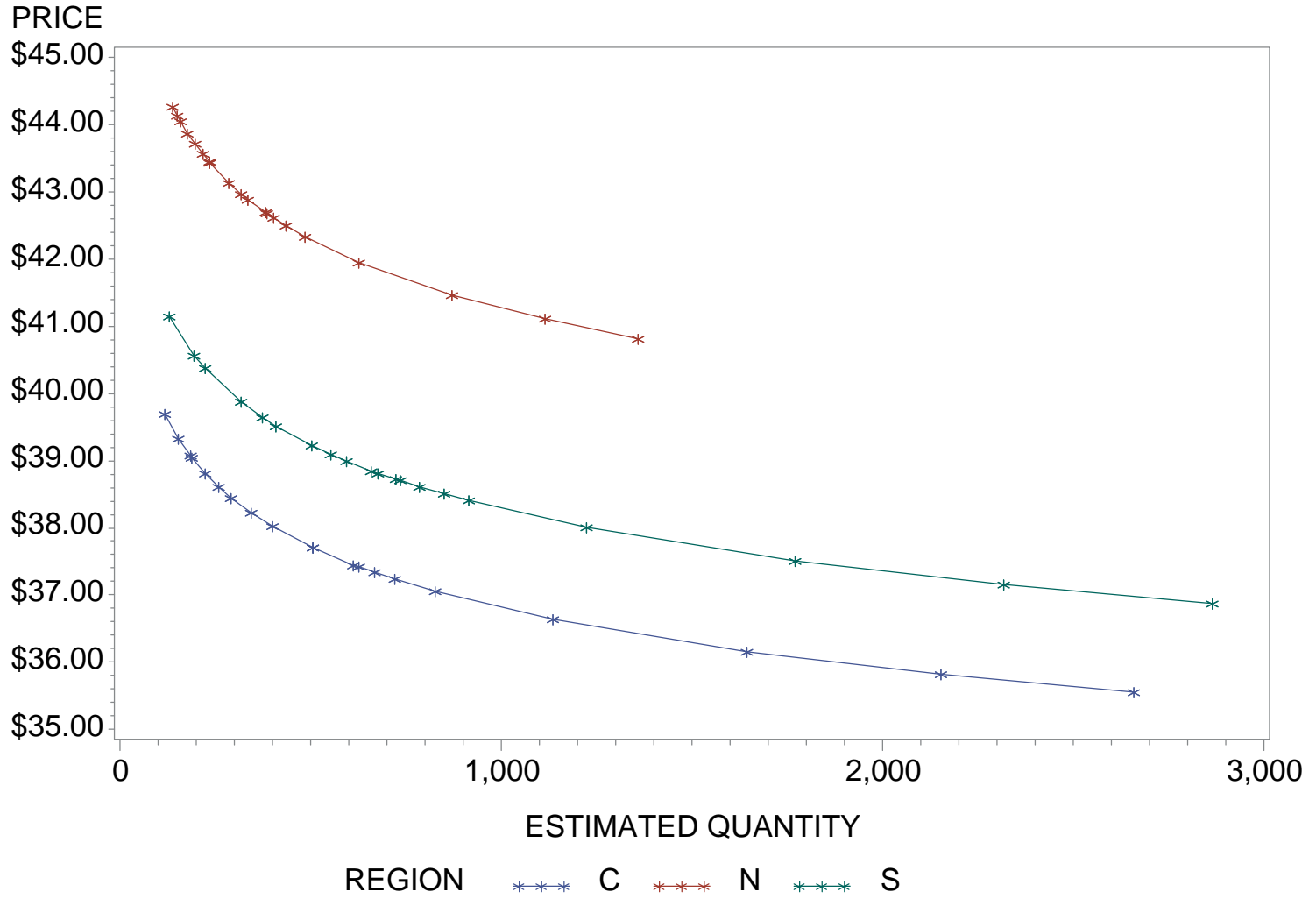


New Jersey Department of Transportation
Oct 2019 - Sep 2022
ITEM NUMBER=609003M DESCRIPTION=BEAM GUIDE RAIL



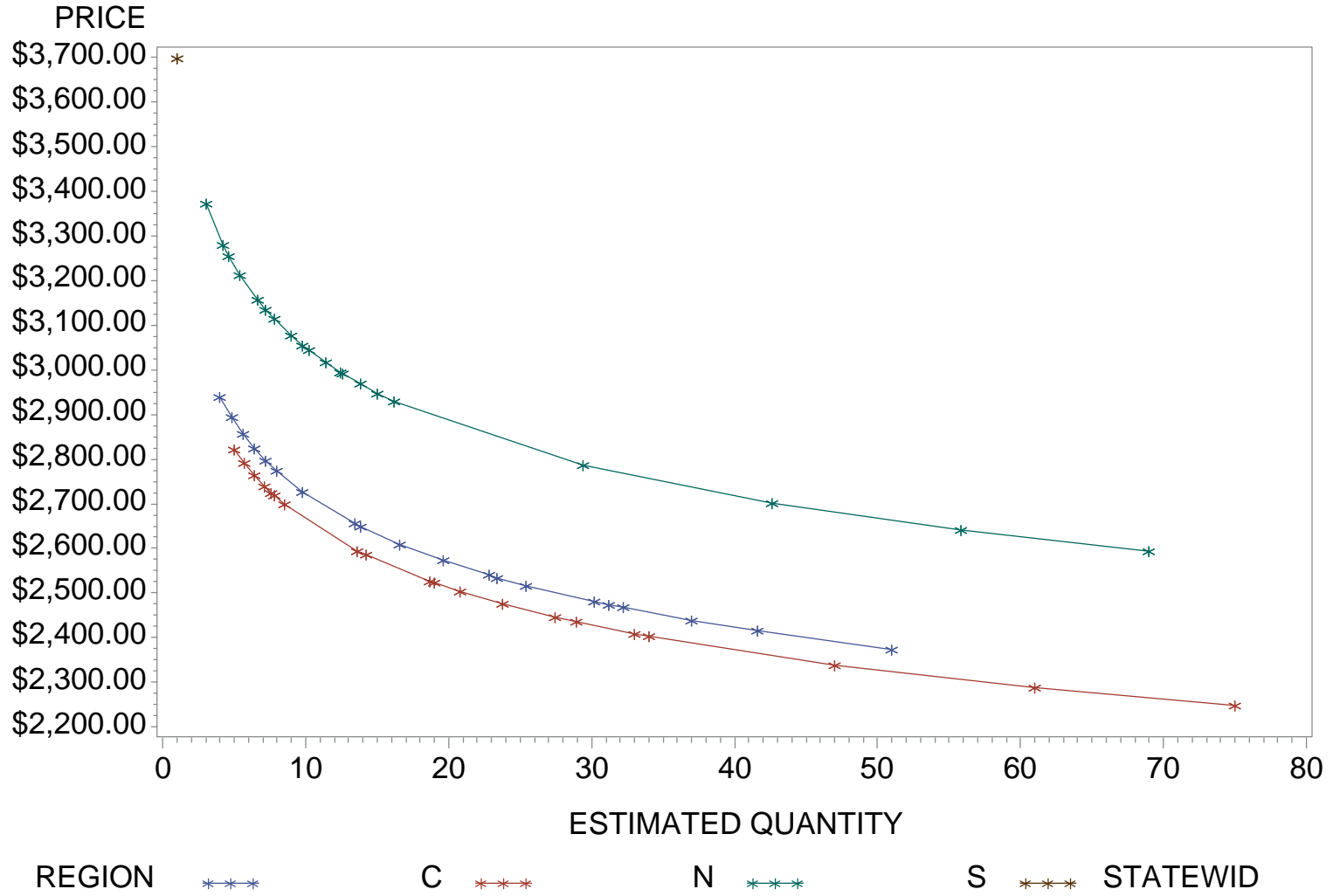
New Jersey Department of Transportation Oct 2019 - Sep 2022

ITEM NUMBER=612003P DESCRIPTION=REGULATORY AND WARNING SIGN



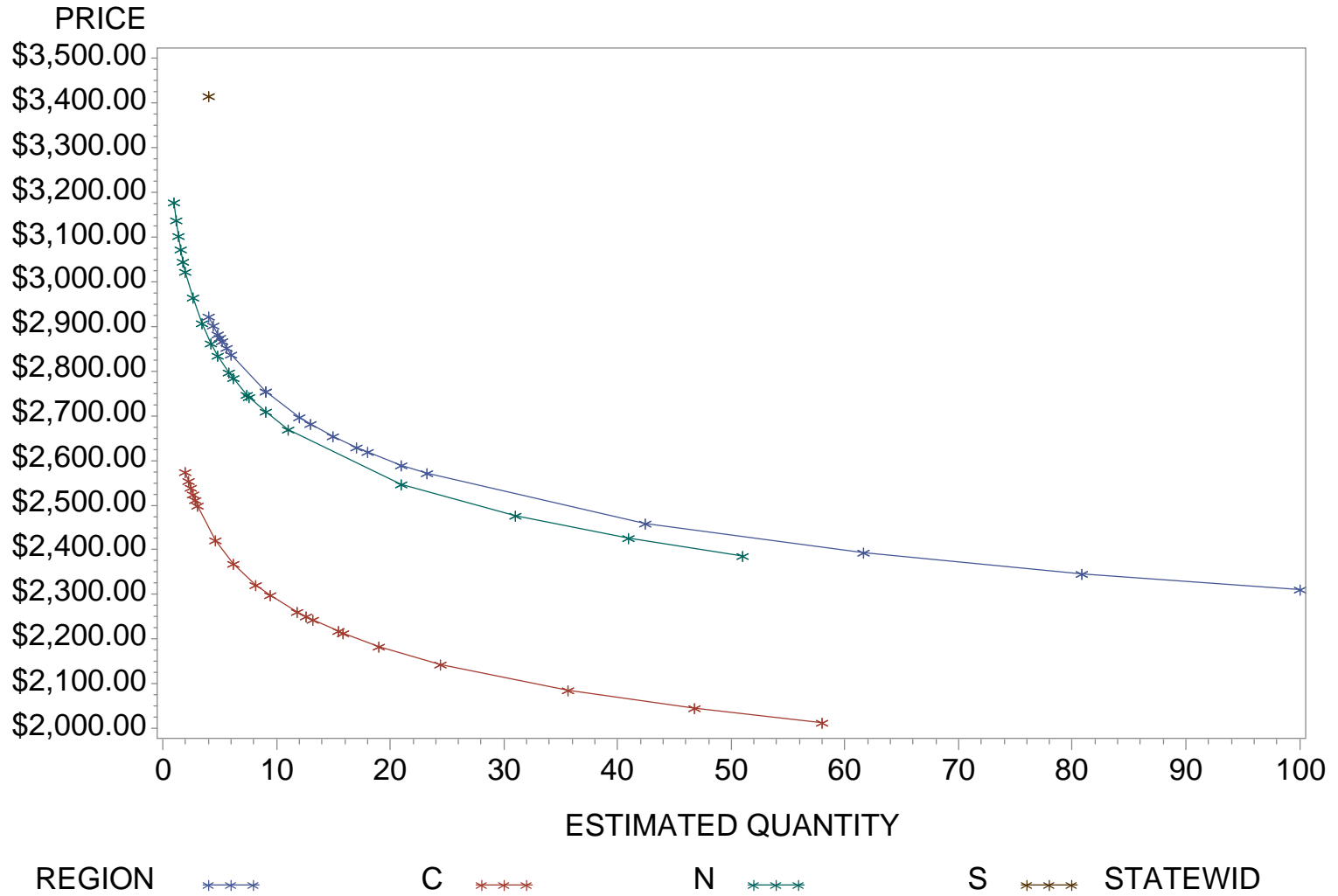
New Jersey Department of Transportation
 Oct 2019 - Sep 2022

ITEM NUMBER=701102M DESCRIPTION=18" X 36" JUNCTION BOX



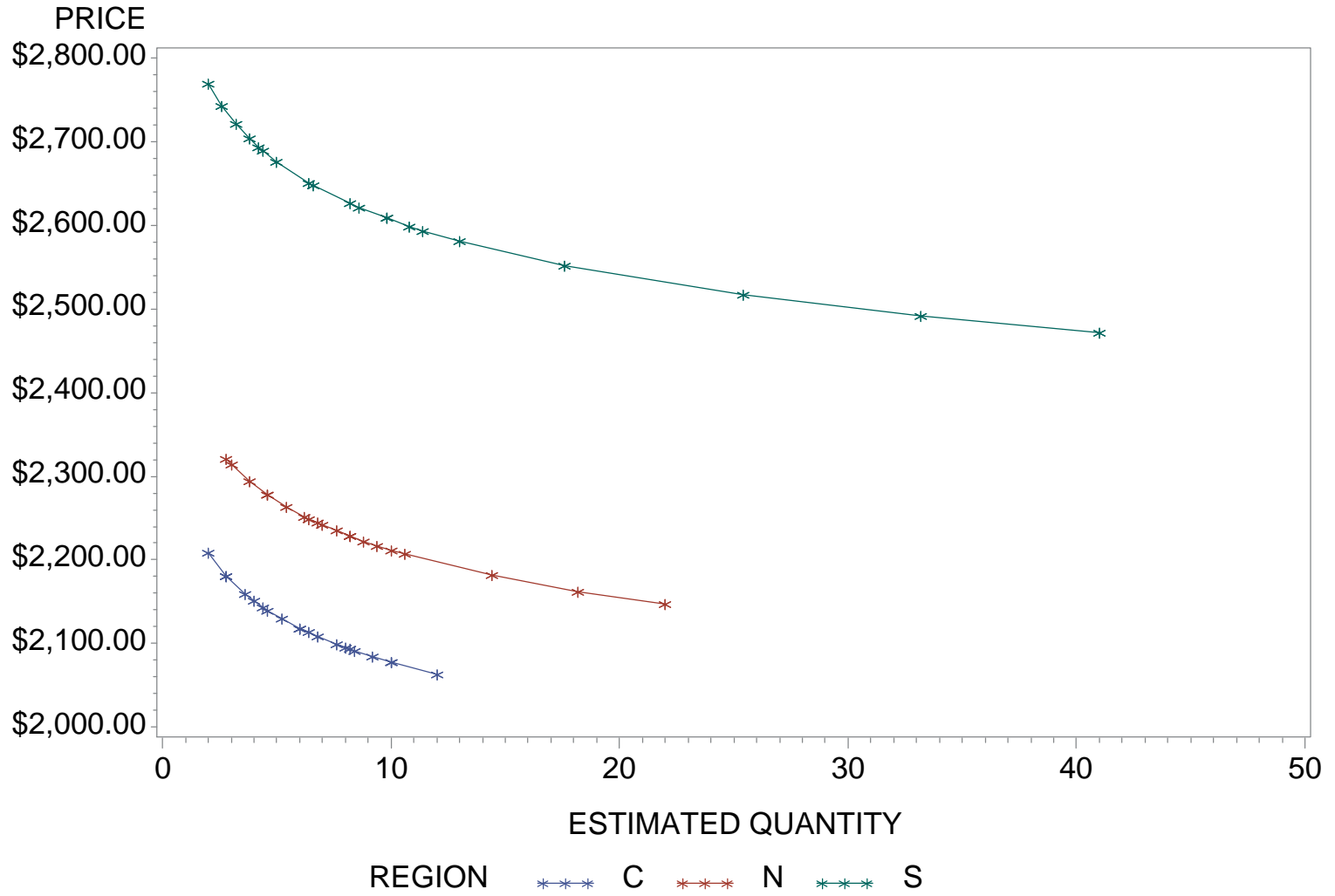
New Jersey Department of Transportation Oct 2019 - Sep 2022

ITEM NUMBER=701117M DESCRIPTION=JUNCTION BOX FOUNDATION



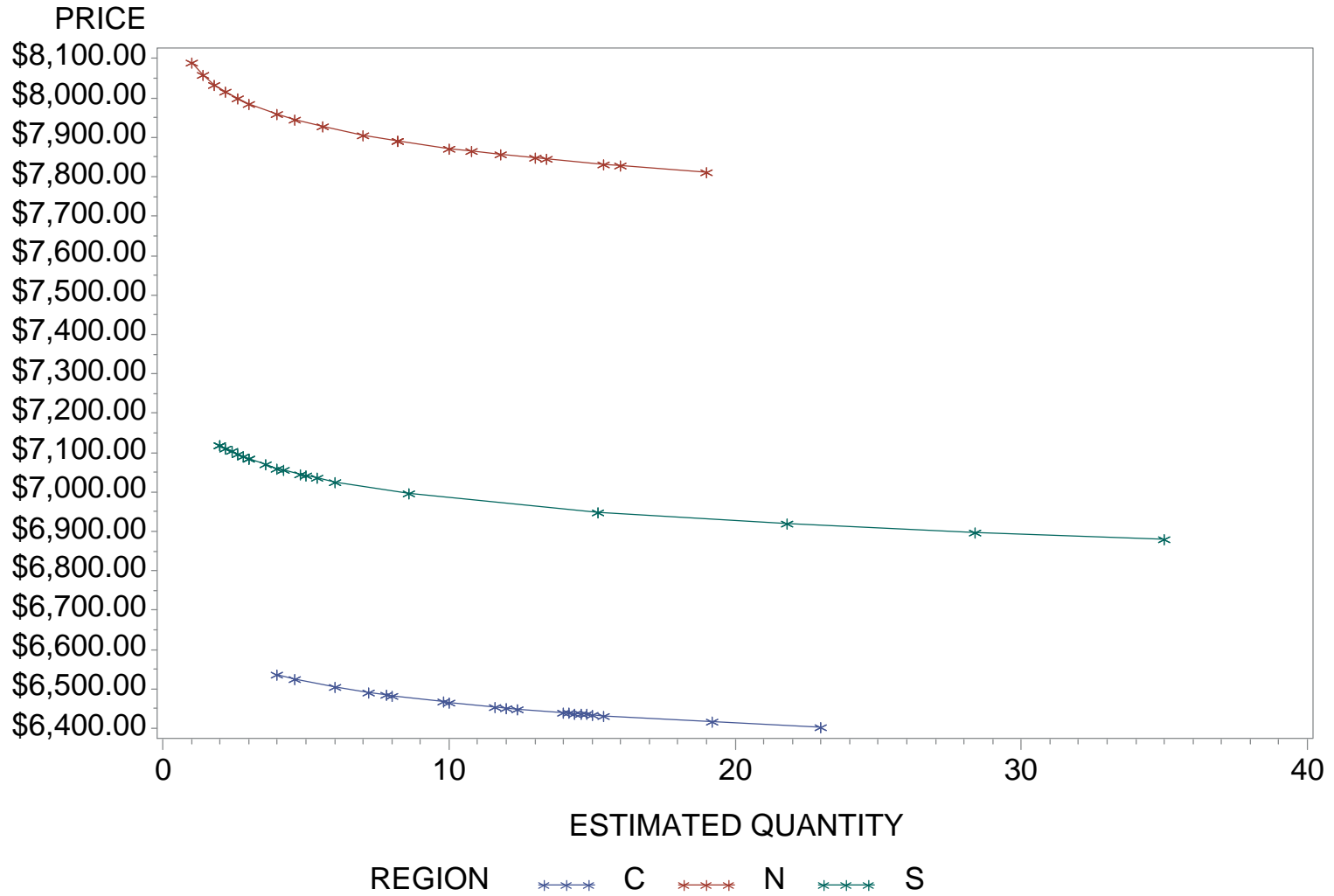
New Jersey Department of Transportation Oct 2019 - Sep 2022

ITEM NUMBER=701135M DESCRIPTION=FOUNDATION, TYPE SPF



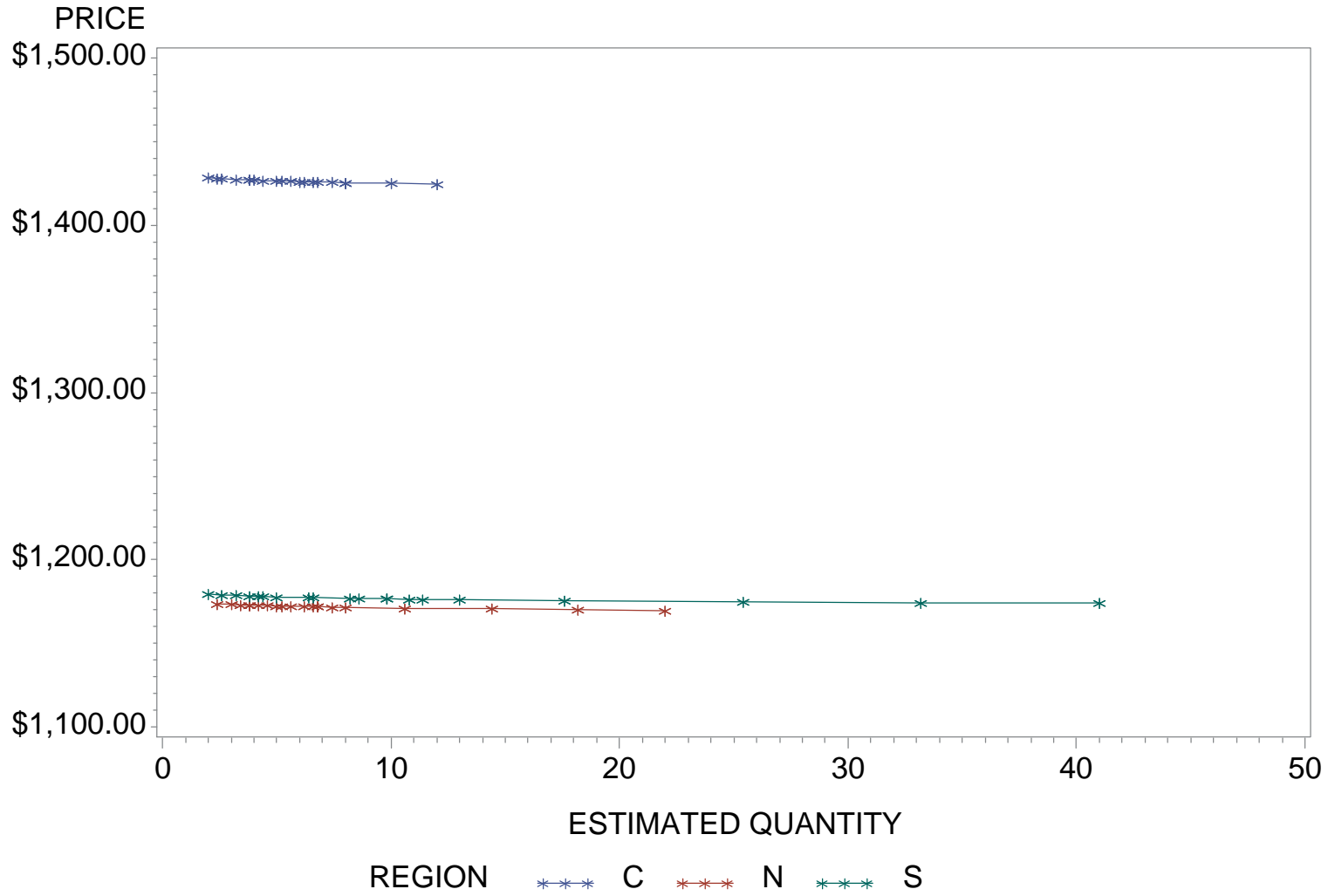
New Jersey Department of Transportation Oct 2019 - Sep 2022

ITEM NUMBER=702015M DESCRIPTION=TRAFFIC SIGNAL STANDARD, STEEL



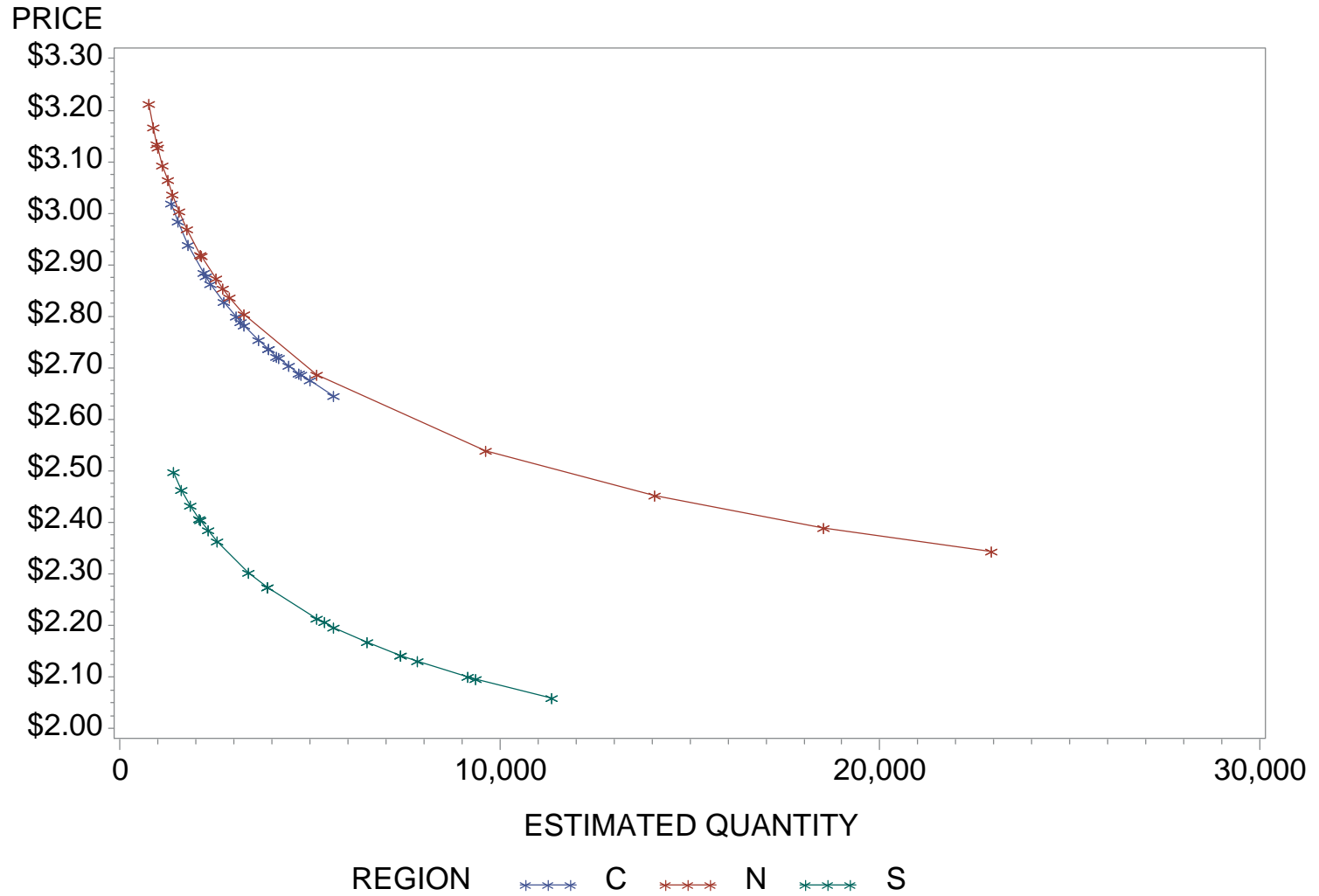
New Jersey Department of Transportation Oct 2019 - Sep 2022

ITEM NUMBER=702018M DESCRIPTION=PEDESTRIAN SIGNAL STANDARD



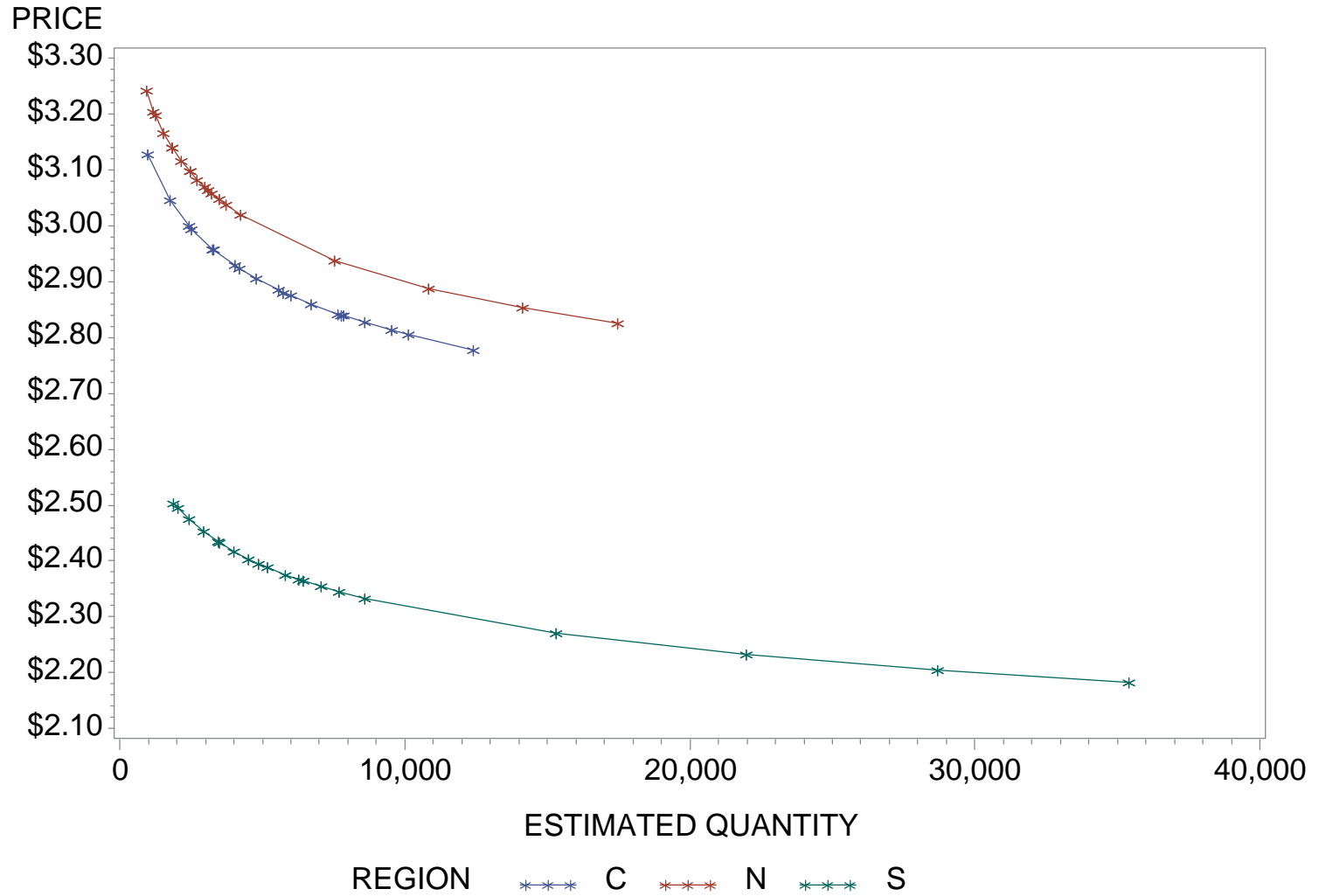
New Jersey Department of Transportation
 Oct 2019 - Sep 2022

ITEM NUMBER=702027P DESCRIPTION=TRAFFIC SIGNAL CABLE, 2 CONDUCT



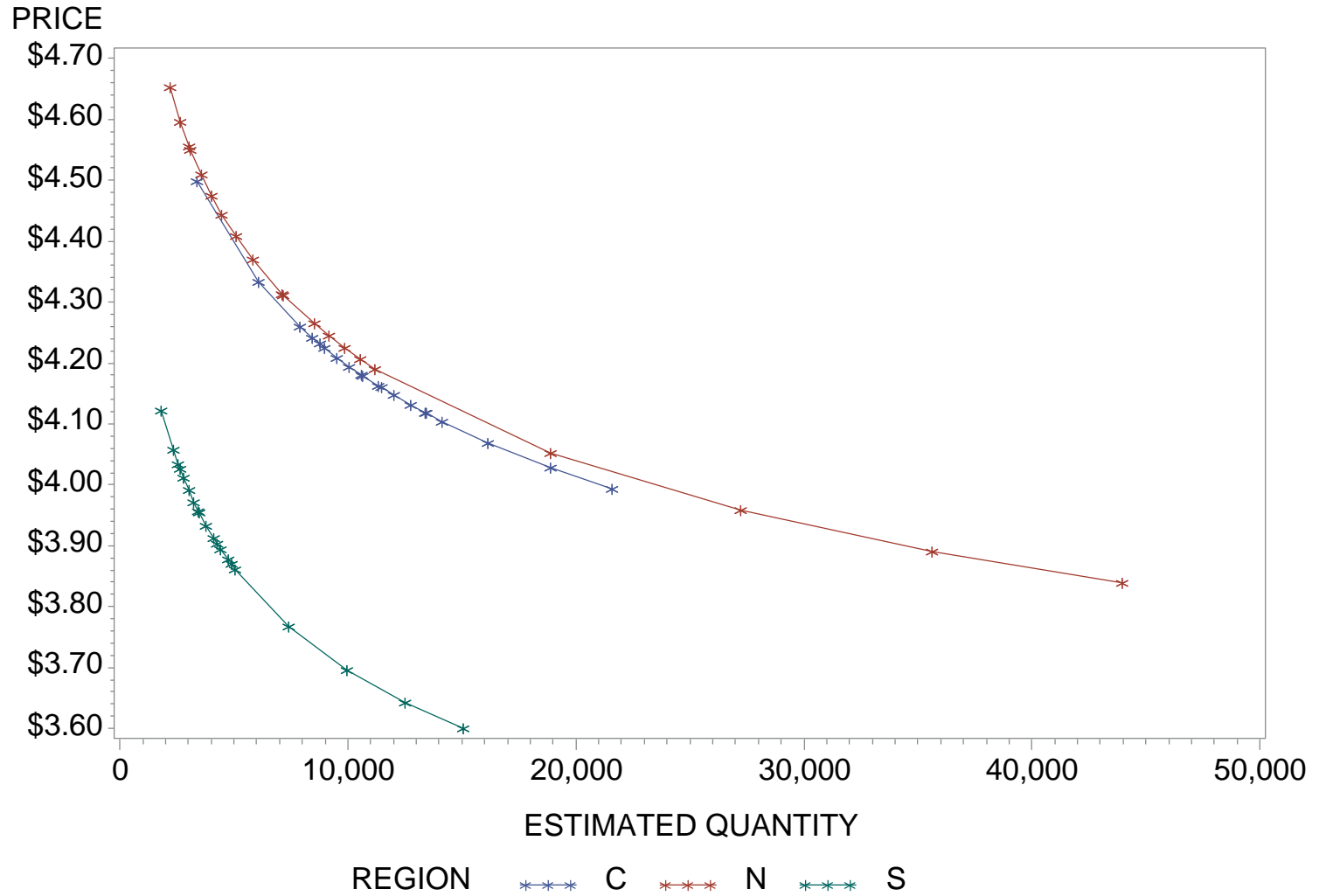
New Jersey Department of Transportation Oct 2019 - Sep 2022

ITEM NUMBER=702030P DESCRIPTION=TRAFFIC SIGNAL CABLE, 5 CONDUCT



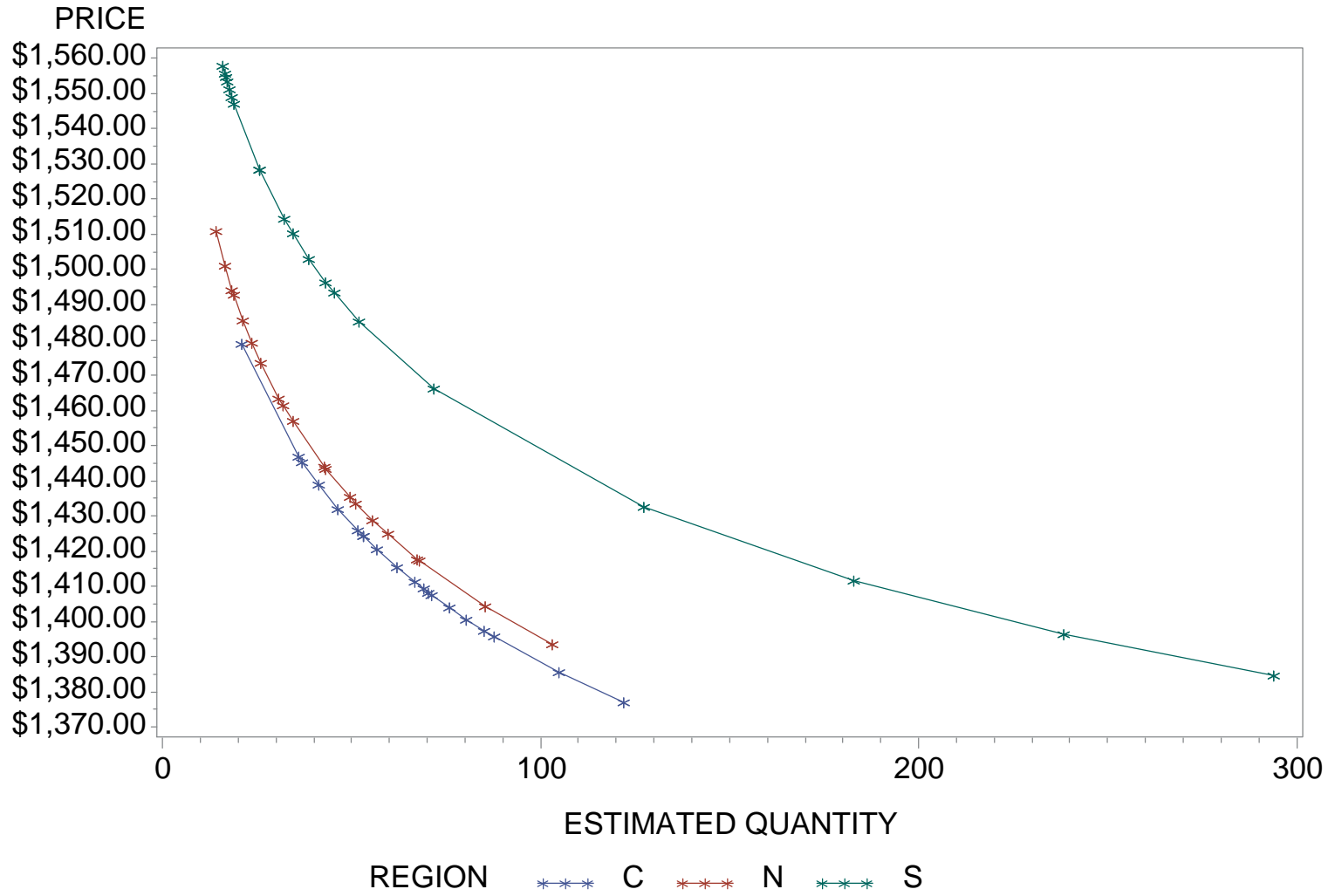
New Jersey Department of Transportation Oct 2019 - Sep 2022

ITEM NUMBER=702033P DESCRIPTION=TRAFFIC SIGNAL CABLE, 10 CONDU



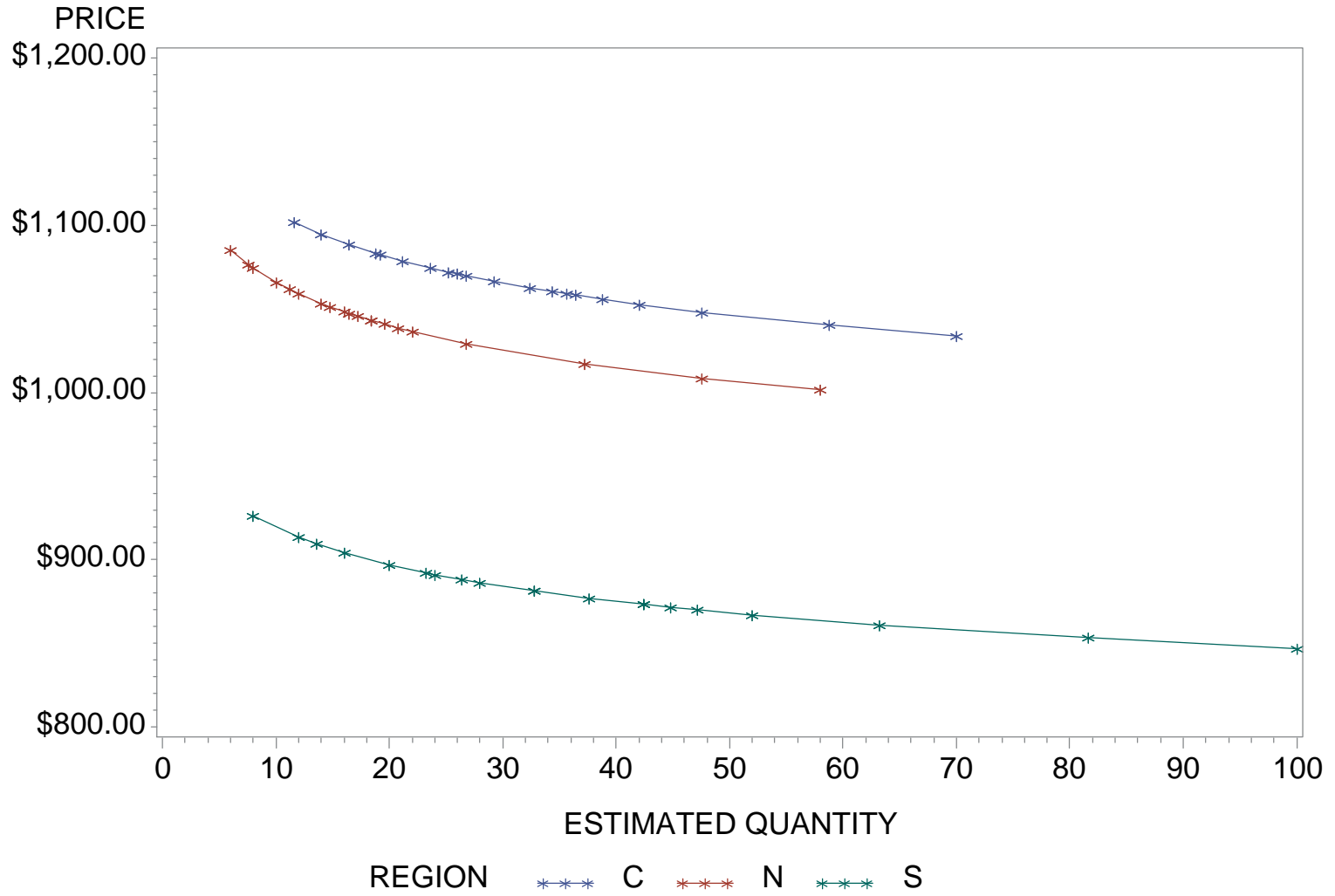
New Jersey Department of Transportation Oct 2019 - Sep 2022

ITEM NUMBER=702036M DESCRIPTION=TRAFFIC SIGNAL HEAD

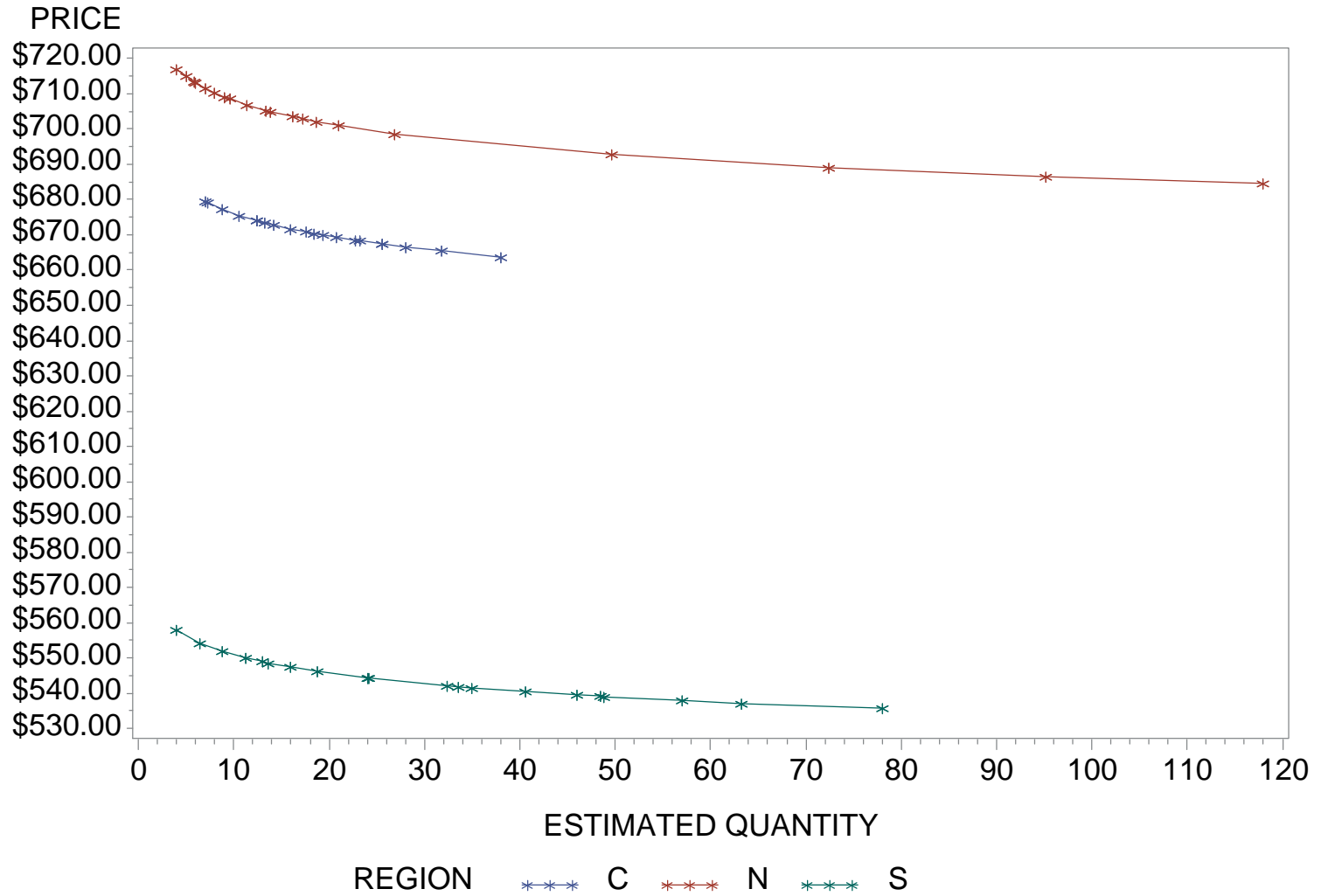


New Jersey Department of Transportation Oct 2019 - Sep 2022

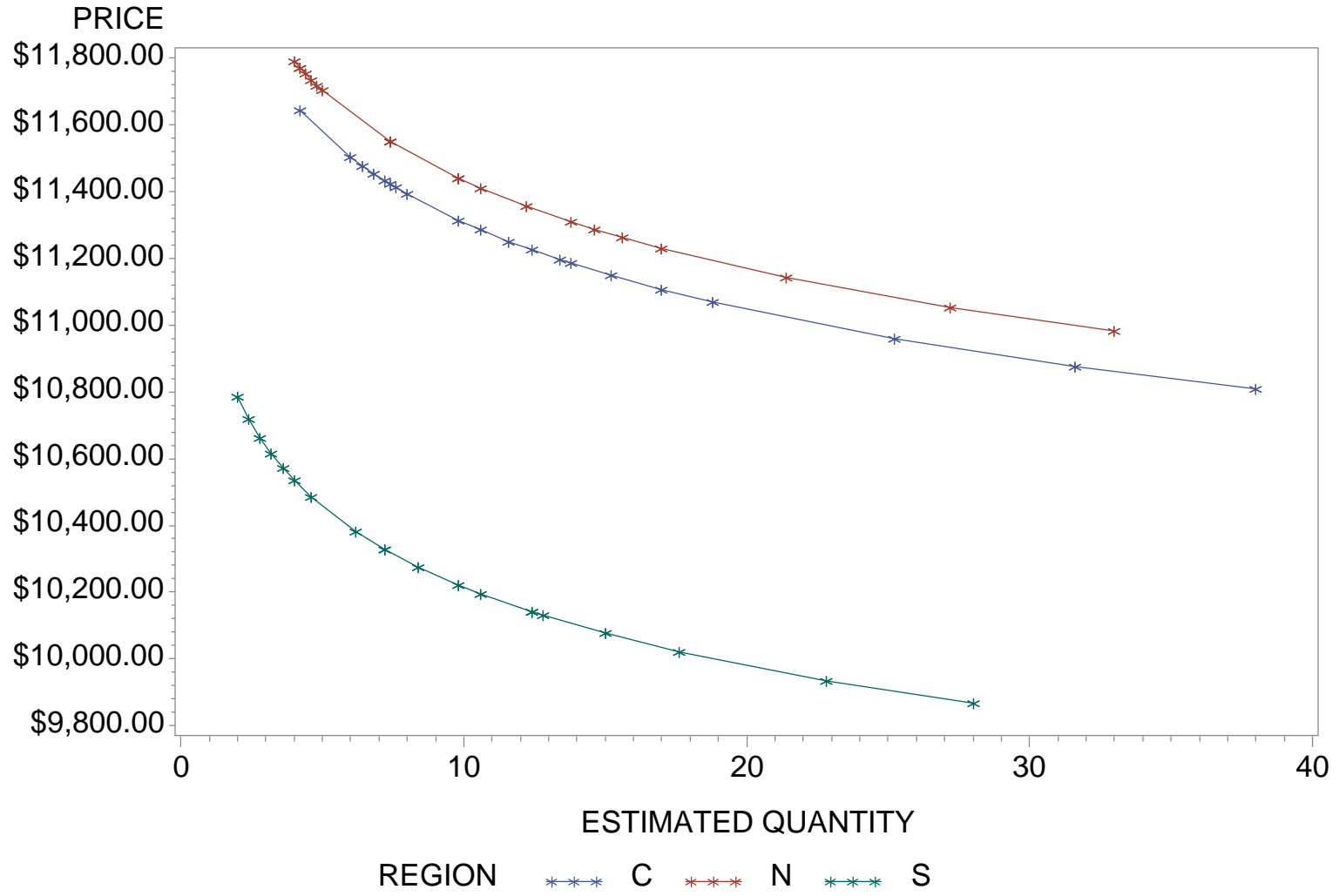
ITEM NUMBER=702039M DESCRIPTION=PEDESTRIAN SIGNAL HEAD



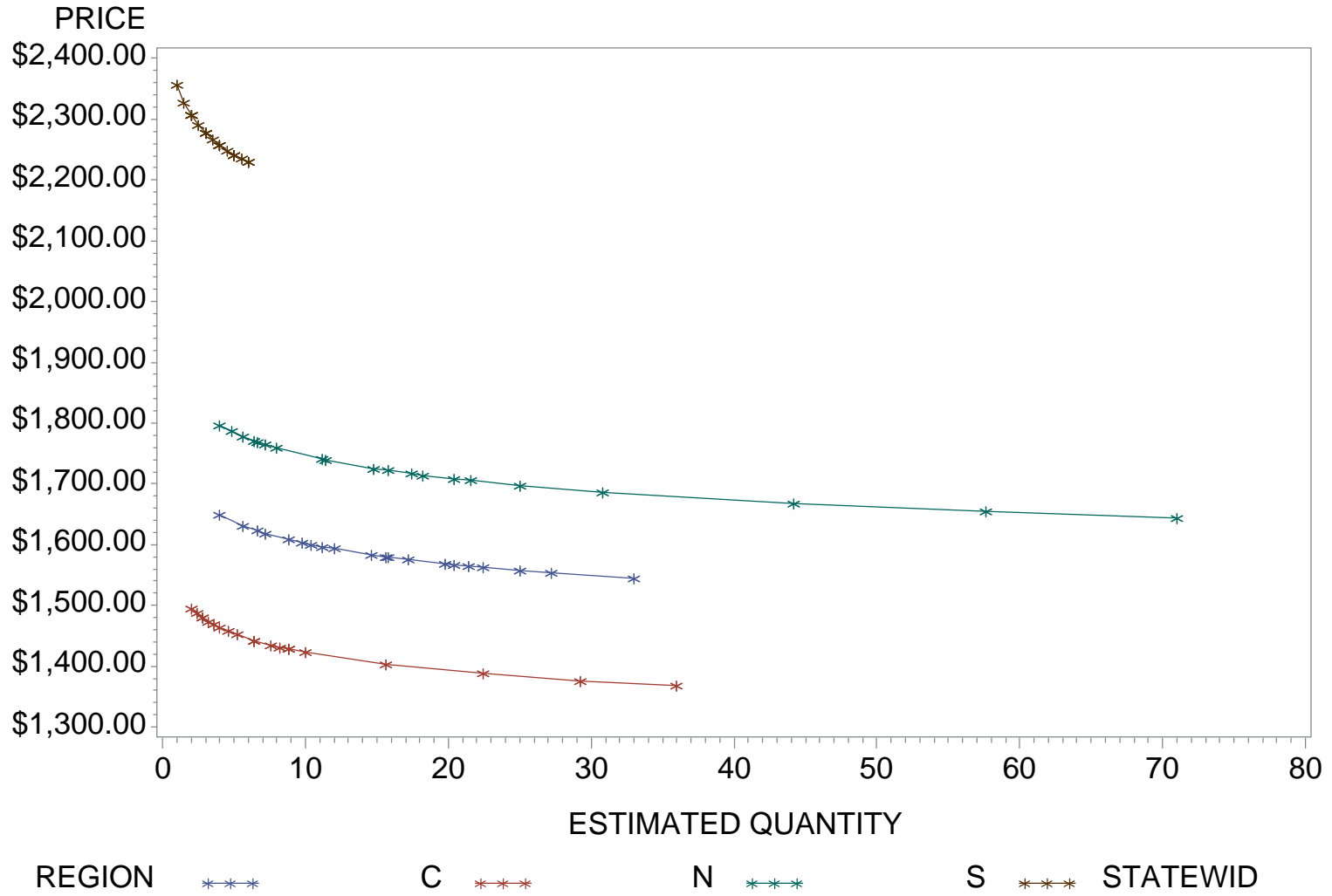
New Jersey Department of Transportation
Oct 2019 - Sep 2022
ITEM NUMBER=702042M DESCRIPTION=PUSH BUTTON



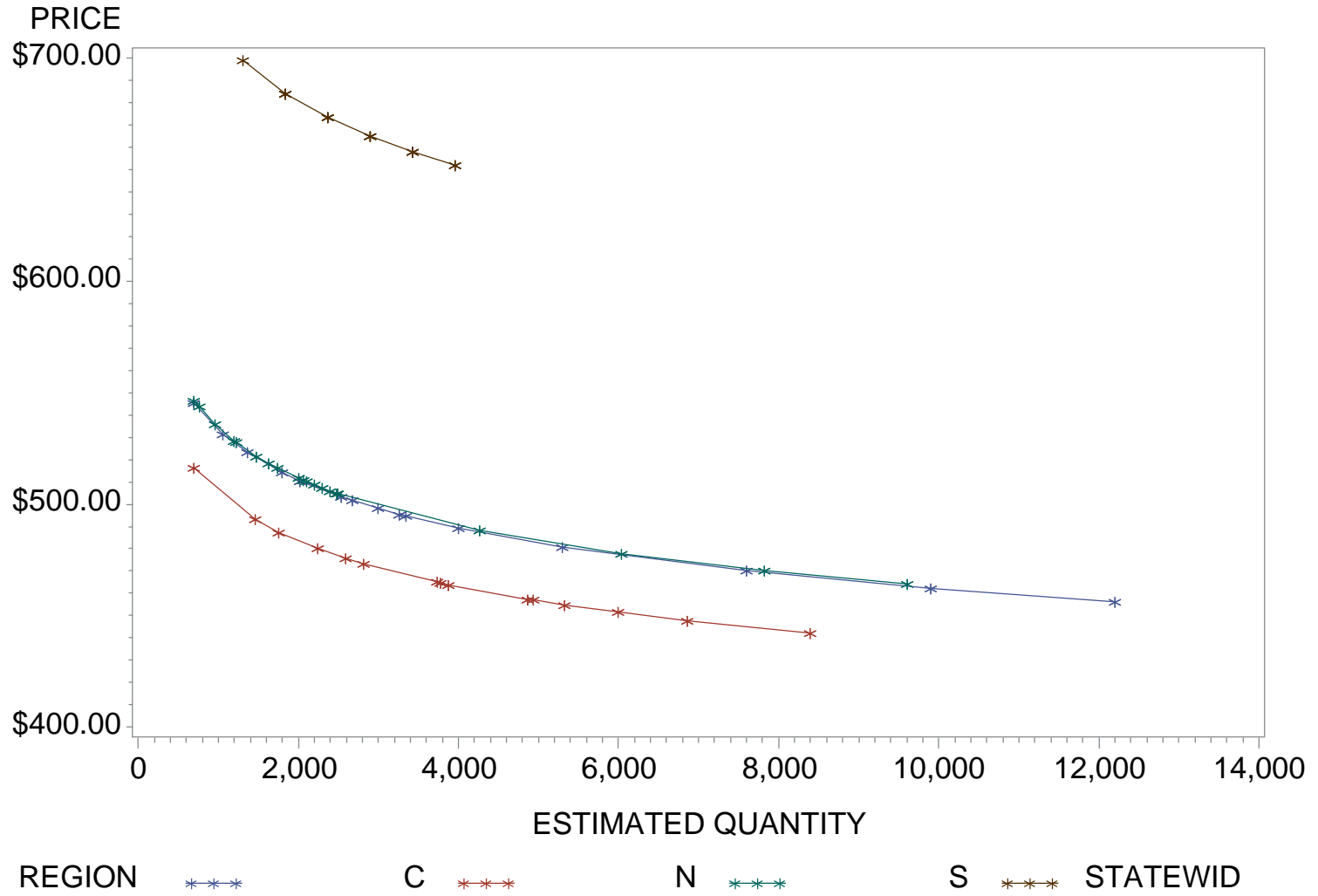
New Jersey Department of Transportation
Oct 2019 - Sep 2022
ITEM NUMBER=702046M DESCRIPTION=RADAR DETECTOR



New Jersey Department of Transportation
Oct 2019 - Sep 2022
ITEM NUMBER=703018M DESCRIPTION=LUMINAIRE

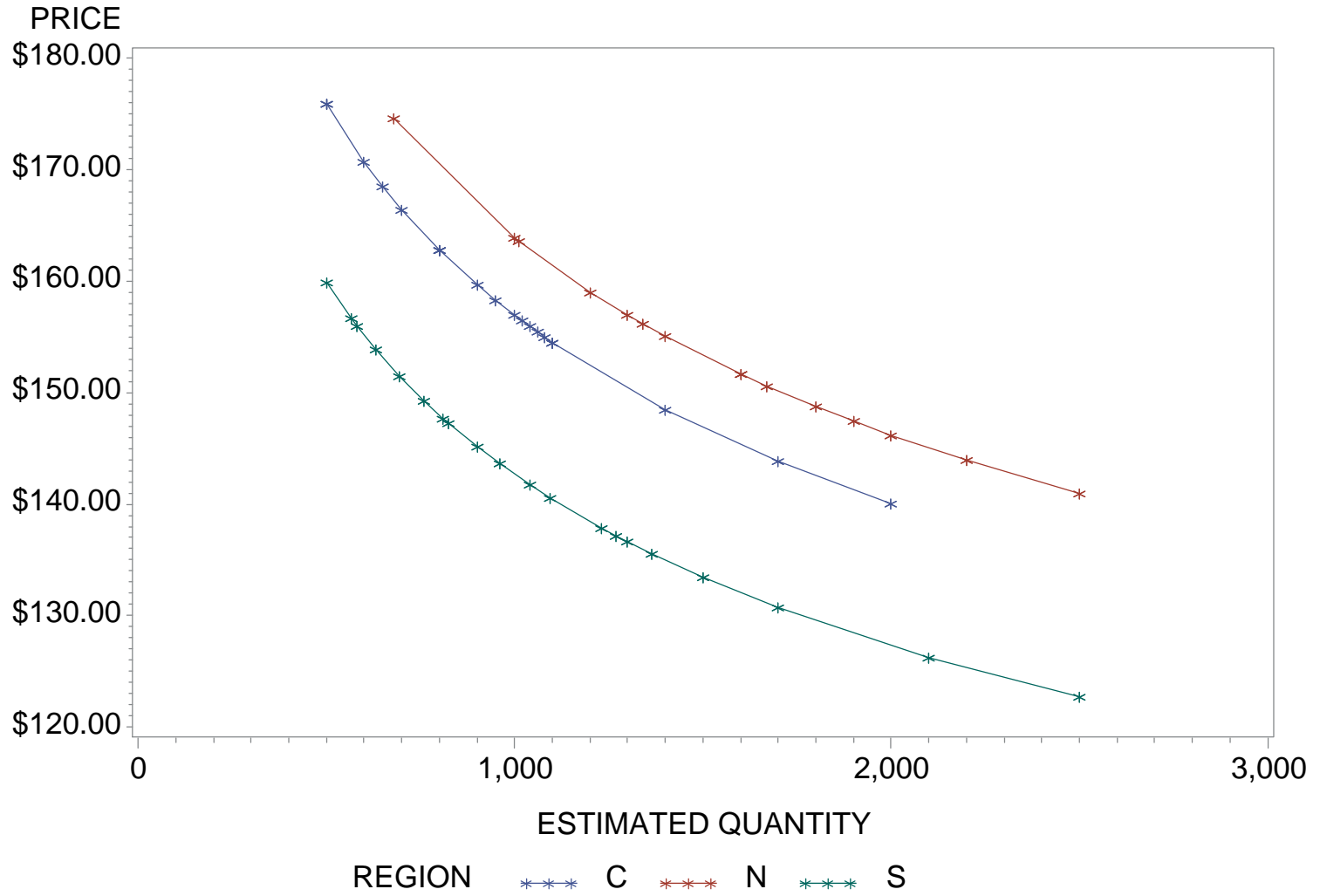


New Jersey Department of Transportation
Oct 2019 - Sep 2022
ITEM NUMBER=MMB186M DESCRIPTION=LABOR CREW



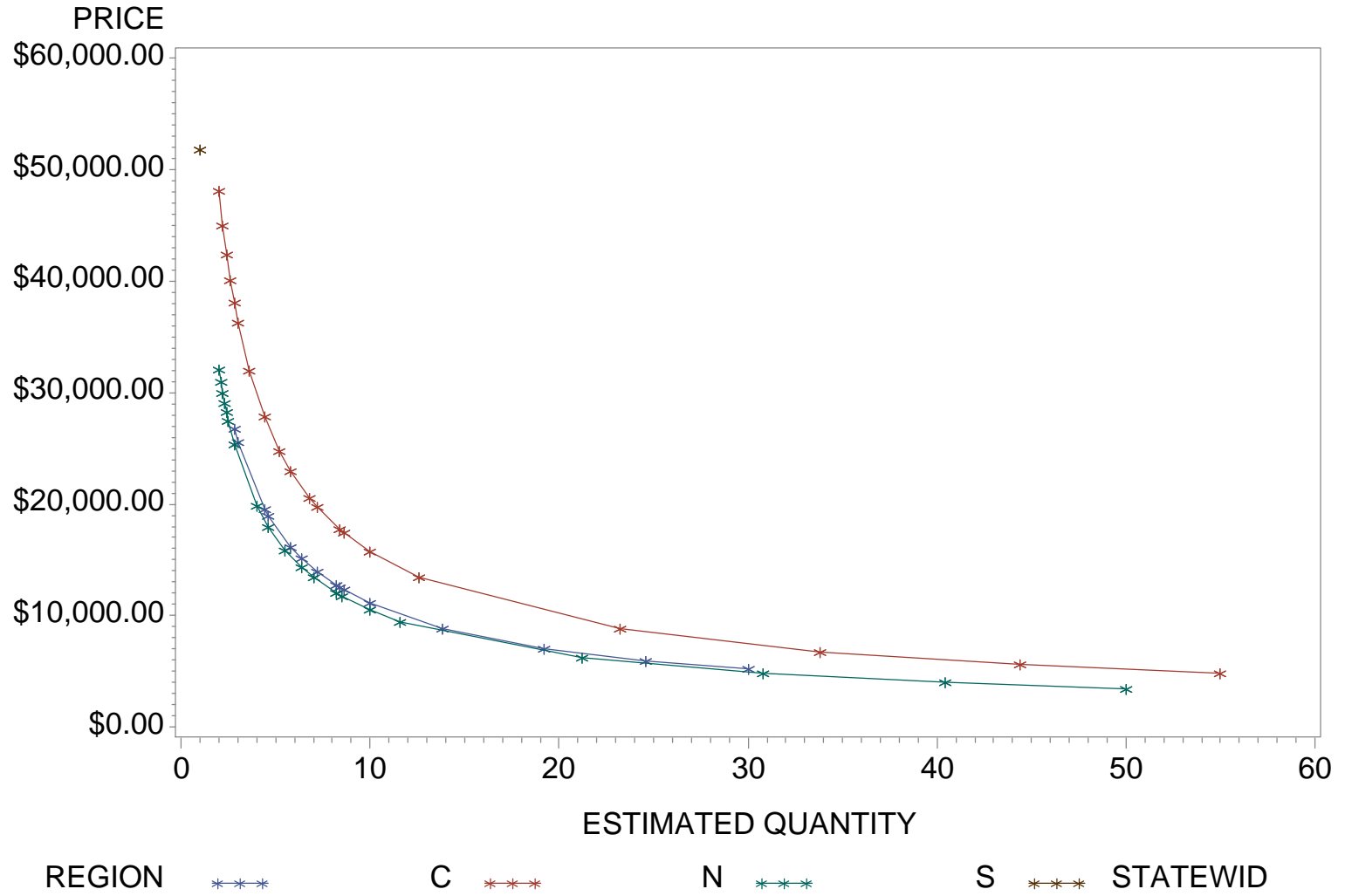
New Jersey Department of Transportation Oct 2019 - Sep 2022

ITEM NUMBER=MMG057M DESCRIPTION=WORKER, TYPE "B"



New Jersey Department of Transportation Oct 2019 - Sep 2022

ITEM NUMBER=MMR006M DESCRIPTION=EMERGENCY MOBILIZATION



Historical Statistics For January 1, 1960 to December 31, 2023
 Summary Report

<< O V E R A L L T O T A L S >>

	Awarded Contracts	Contracts Work Began	Completed Contracts	Subcontracts
Total Number	94			
Total Dollars	\$761,683,392			
	Proposals Let	Previously Let Proposals	Proposals Rejected	Proposals Cancelled
Total Number	94			
Total Dollars	\$776,434,619			

<< A W A R D T O T A L S >>

Area Totals			Major Contract Work Types			Major Vendors		
Area	Contracts	Total \$	Work Type	Contracts	Total \$	Vendor	Contracts	Total \$
C	29	\$293,305,130	GENERAL CONSTRUCTION	13	\$158,429,948	22-1841600/EARLE ASPHA	3	\$135,261,939
N	31	\$270,885,993	PRIMARILY ASPHALT WORK	22	\$147,708,979	48-1287124/DELLA PELLO	6	\$53,972,980
S	24	\$146,299,728	BRIDGE, INCL CONCRETE	7	\$90,349,249	22-1844145/NEW PRINCE	2	\$52,459,662
STAT	10	\$51,192,541	UTILITY WORK	1	\$86,113,513	21-0529345/IEW CONSTRU	8	\$51,755,509
			BRIDGE MAINT (BUREAU O	15	\$82,113,030	21-0742073/SOUTH STATE	6	\$49,323,450
			STRUCTURES - LARGE	6	\$51,566,870	22-2459294/SCHIFANO CO	5	\$45,014,440
			MISCELLANEOUS	9	\$38,865,574	I2943/IEW CONSTRUCTION	7	\$43,143,697
			BRIDGE PAINTING OR CLE	1	\$27,335,521	22-3416571/CARBRO CONS	1	\$29,117,588
			PAVEMENT MARKING	3	\$23,327,814	23-1715080/PKF-MARK II	1	\$27,335,521
			GUIDERAIL	5	\$19,770,178	22-3170892/MOUNT CONST	2	\$24,314,519
			Other (6)	12	\$36,102,715	Other (28)	53	\$249,984,087

Historical Statistics For January 1, 1960 to December 31, 2023
 Summary Report

<< B I D I N F O R M A T I O N >>

Area	Percent of Contracts Receiving Each Number of Bids									Ten or More	Total	Major Bidders		
	One	Two	Three	Four	Five	Six	Seven	Eight	Nine			Vendor	Bids	% Conts Bid
C	6.90	24.14	13.79	20.69	13.79	13.79	3.45	3.45			29	22-3170892/MOUNT CONST	36	38.30
N	3.23	12.90	29.03	12.90	12.90	9.68	9.68	3.23		6.45	31	21-0529345/IEW CONSTRU	24	25.53
S	20.83	16.67	33.33	12.50	8.33		4.17	4.17			24	22-2585273/JOSEPH M. S	20	21.28
STAT		20.00	20.00	10.00	30.00	20.00					10	22-2382970/CRISDEL GRO	16	17.02
												21-0742073/SOUTH STATE	14	14.89
ALL	8.51	18.09	24.47	14.89	13.83	9.57	5.32	3.19		2.13	94	22-2459294/SCHIFANO CO	12	12.77
												22-1863748/BERTO CONST	11	11.70
												48-1287124/DELLA PELLO	11	11.70
												21-0665029/J. FLETCHER	10	10.64
												I2943/IEW CONSTRUCTION	10	10.64
												Other (68)	205	

<< E S T I M A T E V S A W A R D E D B I D S >>

Area	Percent of Awards for Each Range Over/Under Estimate					Total Num	Area	Percent of Awarded Dollars for Each Range Over/Under Estimate				
	< -10%	-10% to 0	0 to +10%	> +10%	Total Num			< -10%	-10% to 0	0 to +10%	> +10%	Total Dollar
C	37.93	24.14	17.24	20.69	29	C	41.92	16.20	5.93	35.95	\$293,305,130	
N	35.48	25.81	16.13	22.58	31	N	31.08	15.58	9.36	43.98	\$270,885,993	
S	50.00	25.00	12.50	12.50	24	S	53.18	16.14	14.93	15.75	\$146,299,728	
STAT	20.00	40.00	20.00	20.00	10	STAT	14.54	32.03	20.14	33.29	\$51,192,541	
ALL	38.30	26.60	15.96	19.15	94	ALL	38.39	17.03	9.83	34.75	\$761,683,392	

Historical Statistics For January 1, 1960 to December 31, 2023
 AREA/VENDOR REPORT FOR AREA C

<< O V E R A L L A R E A T O T A L S >>

	Awarded Contracts	Contracts Work Began	Completed Contracts	Subcontracts
Area Total Number	29			
% of Overall Total	30.85			
Area Total Dollars	\$293,305,130			
% of Overall Total	38.51			
	Proposals Let	Previously Let Proposals	Proposals Rejected	Proposals Cancelled
Area Total Number	29			
% of Overall Total	30.85			
Area Total Dollars	\$301,720,039			
% of Overall Total	38.86			

<< A R E A A W A R D T O T A L S >>

Vendor	Contracts	% Area Total	% Vendor Total	Vendor	Dollars	% Area Total	% Vendor Total
22-1841600/EARLE ASPHA	3	10.34	100.00	22-1841600/EARLE ASPHA	\$135,261,939	46.12	100.00
22-2459294/SCHIFANO CO	3	10.34	60.00	22-2459294/SCHIFANO CO	\$30,960,499	10.56	68.78
I2943/IEW CONSTRUCTION	3	10.34	42.86	22-3416571/CARBRO CONS	\$29,117,588	9.93	100.00
22-1863748/BERTO CONST	2	6.90	50.00	I2943/IEW CONSTRUCTION	\$19,258,857	6.57	44.64
22-2115708/M.L. RUBERT	2	6.90	66.67	S0503/JOSEPH M. SANZAR	\$12,760,023	4.35	100.00
22-3787755/ASPHALT PAV	2	6.90	28.57	21-0529345/IEW CONSTRU	\$9,326,900	3.18	18.02
55-0807147/ORCHARD HOL	2	6.90	40.00	22-2153169/TRAFFIC LIN	\$7,395,959	2.52	100.00
S0503/JOSEPH M. SANZAR	2	6.90	100.00	22-1863748/BERTO CONST	\$7,258,934	2.47	40.73
21-0529345/IEW CONSTRU	1	3.45	12.50	22-2115708/M.L. RUBERT	\$6,832,206	2.33	74.98
22-3416571/CARBRO CONS	1	3.45	100.00	22-1549727/UNION PAVIN	\$6,237,300	2.13	40.88
Other (8)	8			Other (8)	\$28,894,925		

Historical Statistics For January 1, 1960 to December 31, 2023
AREA/VENDOR REPORT FOR AREA C

<< AREA BID INFORMATION >>

Vendor	Percent of Bids on Contracts Receiving Each Number of Bids										Ten or More	Bids	% Vendor Bids	% Conts Bid
	One	Two	Three	Four	Five	Six	Seven	Eight	Nine					
22-3170892/MOUNT CONST		11.11	22.22	44.44	11.11	11.11						9	25.00	31.03
22-2382970/CRISDEL GRO			14.29	14.29		42.86	14.29	14.29				7	43.75	24.14
22-1841600/EARLE ASPHA		16.67	16.67	16.67	16.67	16.67	16.67					6	66.67	20.69
21-0529345/IEW CONSTRU		20.00		60.00		20.00						5	20.83	17.24
22-1863748/BERTO CONST		20.00	20.00	20.00	20.00	20.00						5	45.45	17.24
22-2459294/SCHIFANO CO						60.00	20.00	20.00				5	41.67	17.24
48-1287124/DELLA PELLO						60.00	20.00	20.00				5	45.45	17.24
CAPITAL PAVING & CONTR						60.00	20.00	20.00				5	55.56	17.24
21-0742073/SOUTH STATE					50.00	25.00		25.00				4	28.57	13.79
I2943/IEW CONSTRUCTION		25.00	50.00	25.00								4	40.00	13.79
Other (35)												56		

<< AREA ESTIMATE VS AWARDED BIDS >>

Vendor	Percent of Awards for Each Range Over/Under Estimate					Total Num	Vendor	Percent of Awarded Dollars for Each Range Over/Under Estimate					Total Dollars
	< -10%	10% to 0	0 to +10%	> +10%				< -10%	10% to 0	0 to +10%	> +10%		
22-1841600/EARLE ASPHA	66.67			33.33	3	22-1841600/EARLE ASPHA	36.34			63.66	\$135,261,939		
22-2459294/SCHIFANO CO		100.00			3	22-2459294/SCHIFANO CO		100.00			\$30,960,499		
I2943/IEW CONSTRUCTION	100.00				3	22-3416571/CARBRO CONS			100.00		\$29,117,588		
22-1863748/BERTO CONST		50.00	50.00		2	I2943/IEW CONSTRUCTION			100.00		\$19,258,857		
22-2115708/M.L. RUBERT		50.00	50.00		2	S0503/JOSEPH M. SANZAR		76.50		23.50	\$12,760,023		
22-3787755/ASPHALT PAV			100.00		2	21-0529345/IEW CONSTRU			100.00		\$9,326,900		
55-0807147/ORCHARD HOL				100.00	2	22-2153169/TRAFFIC LIN				100.00	\$7,395,959		
S0503/JOSEPH M. SANZAR		50.00		50.00	2	22-1863748/BERTO CONST		38.03	61.97		\$7,258,934		
21-0529345/IEW CONSTRU	100.00				1	22-2115708/M.L. RUBERT		48.10	51.90		\$6,832,206		
22-3416571/CARBRO CONS	100.00				1	22-1549727/UNION PAVIN				100.00	\$6,237,300		
Other (8)	50.00	12.50	12.50	25.00	8	Other (8)	55.75	2.62	32.30	9.33	\$28,894,925		

Historical Statistics For January 1, 1960 to December 31, 2023
 AREA/VENDOR REPORT FOR AREA N

<< O V E R A L L A R E A T O T A L S >>

	Awarded Contracts	Contracts Work Began	Completed Contracts	Subcontracts
Area Total Number	31			
% of Overall Total	32.98			
Area Total Dollars	\$270,885,993			
% of Overall Total	35.56			
	Proposals Let	Previously Let Proposals	Proposals Rejected	Proposals Cancelled
Area Total Number	31			
% of Overall Total	32.98			
Area Total Dollars	\$263,433,521			
% of Overall Total	33.93			

<< A R E A A W A R D T O T A L S >>

Vendor	Contracts	% Area Total	% Vendor Total	Vendor	Dollars	% Area Total	% Vendor Total
48-1287124/DELLA PELLO	5	16.13	83.33	22-1844145/NEW PRINCE	\$52,459,662	19.37	100.00
55-0807147/ORCHARD HOL	3	9.68	60.00	48-1287124/DELLA PELLO	\$51,694,342	19.08	95.78
21-0529345/IEW CONSTRU	2	6.45	25.00	22-3170892/MOUNT CONST	\$21,599,772	7.97	88.83
21-0665029/J. FLETCHER	2	6.45	100.00	CREAMER SANZARI, A JOI	\$20,689,871	7.64	100.00
22-1844145/NEW PRINCE	2	6.45	100.00	I2943/IEW CONSTRUCTION	\$17,337,513	6.40	40.19
22-1863748/BERTO CONST	2	6.45	50.00	21-0529345/IEW CONSTRU	\$15,571,574	5.75	30.09
I2943/IEW CONSTRUCTION	2	6.45	28.57	22-1618743/ANSELM I & D	\$11,560,560	4.27	100.00
22-1618743/ANSELM I & D	1	3.23	100.00	22-1863748/BERTO CONST	\$10,565,067	3.90	59.27
22-3170892/MOUNT CONST	1	3.23	50.00	22-2328302/GREEN CONST	\$9,737,256	3.59	60.89
CREAMER SANZARI, A JOI	1	3.23	100.00	21-0665029/J. FLETCHER	\$9,483,494	3.50	100.00
Other (10)	10			Other (10)	\$50,186,880		

Historical Statistics For January 1, 1960 to December 31, 2023
AREA/VENDOR REPORT FOR AREA N

<< AREA BID INFORMATION >>

Vendor	Percent of Bids on Contracts Receiving Each Number of Bids									Ten or More	Bids	% Vendor Bids	% Conts Bid
	One	Two	Three	Four	Five	Six	Seven	Eight	Nine				
22-3170892/MOUNT CONST			50.00		10.00	20.00				20.00	10	27.78	32.26
21-0529345/IEW CONSTRU	11.11	11.11	22.22	11.11	11.11	22.22				11.11	9	37.50	29.03
22-2382970/CRISDEL GRO		14.29		42.86	14.29	14.29	14.29			14.29	7	43.75	22.58
22-2585273/JOSEPH M. S		28.57		14.29	14.29	28.57				14.29	7	35.00	22.58
22-1549727/UNION PAVIN		33.33			16.67	16.67				33.33	6	66.67	19.35
22-2459294/SCHIFANO CO					50.00	16.67	16.67	16.67			6	50.00	19.35
48-1287124/DELLA PELLO					50.00	16.67	16.67	16.67			6	54.55	19.35
22-1618743/ANSELM I & D		20.00	20.00					20.00		40.00	5	62.50	16.13
22-3397430/RITACCO CON		20.00						40.00		40.00	5	83.33	16.13
22-3416571/CARBRO CONS		20.00	20.00			20.00				40.00	5	55.56	16.13
Other (44)											77		

<< AREA ESTIMATE VS AWARDED BIDS >>

Vendor	Percent of Awards for Each Range Over/Under Estimate					Total Num	Vendor	Percent of Awarded Dollars for Each Range Over/Under Estimate				
	< -10%	10% to 0	0 to +10%	> +10%	Total			< -10%	10% to 0	0 to +10%	> +10%	Total Dollars
48-1287124/DELLA PELLO	40.00	40.00		20.00	5	5	22-1844145/NEW PRINCE		7.60		92.40	\$52,459,662
55-0807147/ORCHARD HOL		33.33	66.67		3	3	48-1287124/DELLA PELLO	14.54	36.46		49.00	\$51,694,342
21-0529345/IEW CONSTRU	100.00				2	2	22-3170892/MOUNT CONST	100.00			100.00	\$21,599,772
21-0665029/J. FLETCHER			50.00	50.00	2	2	CREAMER SANZARI, A JOI				100.00	\$20,689,871
22-1844145/NEW PRINCE		50.00		50.00	2	2	I2943/IEW CONSTRUCTION	100.00				\$17,337,513
22-1863748/BERTO CONST	100.00				2	2	21-0529345/IEW CONSTRU	100.00				\$15,571,574
I2943/IEW CONSTRUCTION	100.00				2	2	22-1618743/ANSELM I & D				100.00	\$11,560,560
22-1618743/ANSELM I & D				100.00	1	1	22-1863748/BERTO CONST	100.00				\$10,565,067
22-3170892/MOUNT CONST	100.00				1	1	22-2328302/GREEN CONST				100.00	\$9,737,256
CREAMER SANZARI, A JOI				100.00	1	1	21-0665029/J. FLETCHER			65.22	34.78	\$9,483,494
Other (10)	20.00	40.00	20.00	20.00	10	10	Other (10)	23.12	38.62	18.78	19.49	\$50,186,880

Historical Statistics For January 1, 1960 to December 31, 2023
 AREA/VENDOR REPORT FOR AREA S

<< O V E R A L L A R E A T O T A L S >>

	Awarded Contracts	Contracts Work Began	Completed Contracts	Subcontracts
Area Total Number	24			
% of Overall Total	25.53			
Area Total Dollars	\$146,299,728			
% of Overall Total	19.21			
	Proposals Let	Previously Let Proposals	Proposals Rejected	Proposals Cancelled
Area Total Number	24			
% of Overall Total	25.53			
Area Total Dollars	\$161,264,995			
% of Overall Total	20.77			

<< A R E A A W A R D T O T A L S >>

Vendor	Contracts	% Area Total	% Vendor Total	Vendor	Dollars	% Area Total	% Vendor Total
21-0742073/SOUTH STATE	6	25.00	100.00	21-0742073/SOUTH STATE	\$49,323,450	33.71	100.00
22-3787755/ASPHALT PAV	4	16.67	57.14	23-1715080/PKF-MARK II	\$27,335,521	18.68	100.00
21-0529345/IEW CONSTRU	2	8.33	25.00	22-3787755/ASPHALT PAV	\$14,582,139	9.97	65.14
I2943/IEW CONSTRUCTION	2	8.33	28.57	22-2332677/ZONE STRIPI	\$8,939,334	6.11	100.00
20-1354414/GREAT LAKES	1	4.17	100.00	21-0689285/STAVOLA CON	\$8,518,661	5.82	100.00
21-0689285/STAVOLA CON	1	4.17	100.00	20-1354414/GREAT LAKES	\$7,025,000	4.80	100.00
22-2328302/GREEN CONST	1	4.17	50.00	21-0529345/IEW CONSTRU	\$6,639,715	4.54	12.83
22-2332677/ZONE STRIPI	1	4.17	100.00	I2943/IEW CONSTRUCTION	\$6,547,327	4.48	15.18
23-1715080/PKF-MARK II	1	4.17	100.00	22-2328302/GREEN CONST	\$6,255,000	4.28	39.11
75-3015885/M. PAINTING	1	4.17	50.00	75-3015885/M. PAINTING	\$3,489,680	2.39	36.86
Other (4)	4			Other (4)	\$7,643,902		

Historical Statistics For January 1, 1960 to December 31, 2023
AREA/VENDOR REPORT FOR AREA S

<< AREA BID INFORMATION >>

Vendor	Percent of Bids on Contracts Receiving Each Number of Bids										Ten or More	Bids	% Vendor Bids	% Conts Bid
	One	Two	Three	Four	Five	Six	Seven	Eight	Nine					
21-0742073/SOUTH STATE	10.00	20.00	30.00		20.00		10.00	10.00				10	71.43	41.67
22-3170892/MOUNT CONST		12.50	25.00	25.00	12.50		12.50	12.50				8	22.22	33.33
21-0529345/IEW CONSTRU		50.00	25.00		25.00							4	16.67	16.67
22-3787755/ASPHALT PAV	100.00											4	57.14	16.67
21-0665029/J. FLETCHER			66.67				33.33					3	30.00	12.50
22-1841600/EARLE ASPHA		33.33			33.33			33.33				3	33.33	12.50
22-2585273/JOSEPH M. S			66.67		33.33							3	15.00	12.50
I2943/IEW CONSTRUCTION			33.33	66.67								3	30.00	12.50
ROAD-CON, INC.			33.33		33.33		33.33					3	100.00	12.50
22-2115708/M.L. RUBERT			100.00									2	28.57	8.33
Other (27)												31		

<< AREA ESTIMATE VS AWARDED BIDS >>

Vendor	Percent of Awards for Each Range Over/Under Estimate					Total Num	Vendor	Percent of Awarded Dollars for Each Range Over/Under Estimate					Total Dollars
	< -10%	10% to 0	0 to +10%	> +10%				< -10%	10% to 0	0 to +10%	> +10%		
21-0742073/SOUTH STATE	33.33	16.67	16.67	33.33		6	21-0742073/SOUTH STATE	25.74	16.37	21.27	36.62	\$49,323,450	
22-3787755/ASPHALT PAV	25.00	25.00	25.00	25.00		4	23-1715080/PKF-MARK II	100.00				\$27,335,521	
21-0529345/IEW CONSTRU		100.00				2	22-3787755/ASPHALT PAV	30.68	18.65	16.51	34.15	\$14,582,139	
I2943/IEW CONSTRUCTION	50.00	50.00				2	22-2332677/ZONE STRIPI			100.00		\$8,939,334	
20-1354414/GREAT LAKES	100.00					1	21-0689285/STAVOLA CON	100.00				\$8,518,661	
21-0689285/STAVOLA CON	100.00					1	20-1354414/GREAT LAKES	100.00				\$7,025,000	
22-2328302/GREEN CONST	100.00					1	21-0529345/IEW CONSTRU		100.00			\$6,639,715	
22-2332677/ZONE STRIPI			100.00			1	I2943/IEW CONSTRUCTION	40.45	59.55			\$6,547,327	
23-1715080/PKF-MARK II	100.00					1	22-2328302/GREEN CONST	100.00				\$6,255,000	
75-3015885/M. PAINTING	100.00					1	75-3015885/M. PAINTING	100.00				\$3,489,680	
Other (4)	75.00	25.00				4	Other (4)	70.17	29.83			\$7,643,902	

Historical Statistics For January 1, 1960 to December 31, 2023
 AREA/VENDOR REPORT FOR AREA STAT

-----<< O V E R A L L A R E A T O T A L S >>-----

	Awarded Contracts	Contracts Work Began	Completed Contracts	Subcontracts
Area Total Number	10			
% of Overall Total	10.64			
Area Total Dollars	\$51,192,541			
% of Overall Total	6.72			
	Proposals Let	Previously Let Proposals	Proposals Rejected	Proposals Cancelled
Area Total Number	10			
% of Overall Total	10.64			
Area Total Dollars	\$50,016,065			
% of Overall Total	6.44			

-----<< A R E A A W A R D T O T A L S >>-----

Vendor	Contracts	% Area Total	% Vendor Total	Vendor	Dollars	% Area Total	% Vendor Total
21-0529345/IEW CONSTRU	3	30.00	37.50	21-0529345/IEW CONSTRU	\$20,217,320	39.49	39.06
22-1753261/NATIONAL WA	2	20.00	100.00	22-1753261/NATIONAL WA	\$12,465,131	24.35	100.00
22-2585273/JOSEPH M. S	2	20.00	100.00	22-2585273/JOSEPH M. S	\$7,637,302	14.92	100.00
22-2696407/COLONNELLI	2	20.00	66.67	22-2459294/SCHIFANO CO	\$5,837,316	11.40	12.97
22-2459294/SCHIFANO CO	1	10.00	20.00	22-2696407/COLONNELLI	\$5,035,472	9.84	44.04
Other (0)	0			Other (0)	\$0		

Historical Statistics For January 1, 1960 to December 31, 2023
AREA/VENDOR REPORT FOR AREA STAT

-----<< AREA BID INFORMATION >>-----

Vendor	Percent of Bids on Contracts Receiving Each Number of Bids									Ten or More	Bids	% Vendor Bids	% Conts Bid
	One	Two	Three	Four	Five	Six	Seven	Eight	Nine				
22-3170892/MOUNT CONST		22.22	22.22	11.11	22.22	22.22					9	25.00	90.00
22-2585273/JOSEPH M. S			28.57	14.29	28.57	28.57					7	35.00	70.00
21-0529345/IEW CONSTRU		33.33			33.33	33.33					6	25.00	60.00
22-1753261/NATIONAL WA			66.67	33.33							3	100.00	30.00
22-1863748/BERTO CONST										100.00	2	18.18	20.00
22-2696407/COLONNELLI					50.00	50.00					2	25.00	20.00
55-0829104/KONKUS CORP					50.00	50.00					2	40.00	20.00
21-0665029/J. FLETCHER					100.00						1	10.00	10.00
22-1618743/ANSELM I & D									100.00		1	12.50	10.00
22-2115708/M.L. RUBERT					100.00						1	14.29	10.00
Other (7)											7		

-----<< AREA ESTIMATE VS AWARDED BIDS >>-----

Vendor	Percent of Awards for Each Range Over/Under Estimate					Total Num	Vendor	Percent of Awarded Dollars for Each Range Over/Under Estimate				
	< -10%	10% to 0	0 to +10%	> +10%	Total			< -10%	10% to 0	0 to +10%	> +10%	Total Dollars
21-0529345/IEW CONSTRU		66.67		33.33	3	21-0529345/IEW CONSTRU		32.95		67.05	\$20,217,320	
22-1753261/NATIONAL WA	50.00		50.00		2	22-1753261/NATIONAL WA	50.57		49.43		\$12,465,131	
22-2585273/JOSEPH M. S			50.00	50.00	2	22-2585273/JOSEPH M. S			54.34	45.66	\$7,637,302	
22-2696407/COLONNELLI	50.00	50.00			2	22-2459294/SCHIFANO CO			100.00		\$5,837,316	
22-2459294/SCHIFANO CO		100.00			1	22-2696407/COLONNELLI	22.59	77.41			\$5,035,472	