






LEGEND

-  DETOUR ROUTE
-  RAMP CLOSED
-  ROUTE 295 EXIT #
-  NEW JERSEY TURNPIKE EXIT #


NOT TO SCALE

DETOUR 9
Interchange 47
Stage 2C

From: Burlington-Mt. Holly Rd. (CR 541)
 To: Route 295 North



Taylor Wiseman & Taylor
 ENGINEERS | SURVEYORS | SCIENTISTS



NEW JERSEY DEPARTMENT OF TRANSPORTATION

ROUTE 295
PAVEMENT
RECONSTRUCTION
 BURLINGTON COUNTY