


New Jersey Department of Transportation
1035 Parkway Avenue, PO Box 600, Trenton, New Jersey 08625-0600



Baseline Document Change Announcement

ANNOUNCEMENT: BDC22S-21

DATE: March 24, 2023

SUBJECT: Centerline Rumble Strips
- **Revision to the 2019 Standard Specifications for Road and Bridge Construction, Section 422 and Subsection 610.04.**

REFERENCE: Centerline Rumble Strips
- **Revision to the 2015 Roadway Design Manual, Subsection 5.14.3.**
BDC22MR-03 dated March 24, 2023

Section 422 and Subsection 610.04 of the 2019 Standard Specifications for Road and Bridge Construction have been revised in order to remove verbiage since fog seal surface treatment is no longer required on centerline rumble strips.

This revision must be read in conjunction with the referenced BDC announcement.

The following revisions have been incorporated into the 2019 Standard Specifications via 2019 Standard Inputs, SI2019:

SECTION 422 – FOG SEAL

422.01 DESCRIPTION

THE FIRST PARAGRAPH IS CHANGED TO:

This section describes the requirements for furnishing and applying a fog seal surface treatment with a fine aggregate cover. This section also describes the requirements for applying a fog seal strip over HMA longitudinal cold joints.

422.02 MATERIALS

422.02.01 Materials

THE FIRST PARAGRAPH IS CHANGED TO:

Provide materials as specified:

Fine Aggregate for Fog Seal901.07.02

- 1 **Asphalt Emulsion.** For fog seal surface treatment and fog seal of HMA longitudinal cold joint provide emulsified asphalt of grades RS-1 or RS-2 in accordance with AASHTO M 140; or provide cationic emulsified asphalt of grades CRS-1 or CRS-2 in accordance with AASHTO M 208; and ensure all emulsified asphalts are provided as specified in 902.01.02.
- 2 **Polymerized Maltene Emulsion.** As an alternative for asphalt emulsion specified above for fog seal strip of HMA longitudinal cold joints provide a polymerized maltene emulsion.

422.03.01 Fog Seal Surface Treatment

D. Surface Preparation.

THE FIRST PARAGRAPH IN PART D IS CHANGED TO:

Ensure all repairs are completed prior to beginning fog seal installation. Clean the surface of existing pavement to remove all dust debris, oil and any other materials that may prevent bonding of the fog seal. Ensure that the surface is clean and dry. Remove traffic stripes and traffic markings as specified in 610.03.08.

422.03.02 Fog Seal Strip

E. Fog Sealing Application

THE SECOND PARAGRAPH IN PART E IS CHANGED TO:

Apply fog seal in a 2 feet wide strip centered over the HMA longitudinal cold joint, ensuring complete coverage of the HMA longitudinal cold joint. Ensure that the fog seal material completely covers the pavement surface and is not streaked or ribboned. Ensure that the distribution is even with no uncoated areas or puddles of excess emulsion. Correct uncoated or lightly coated areas by applying additional fog seal emulsion. Blot areas showing an excess of fog seal with sand approved by the RE. Remove excess sand and emulsion material. In areas inaccessible to distributor spray bars, use hand spraying equipment.

610.04 MEASUREMENT AND PAYMENT

THE SUBPART IS CHANGED TO:

The Department will measure and make payment for Items as follows:

<i>Item</i>	<i>Pay Unit</i>
TRAFFIC STRIPES, ___"	LINEAR FOOT
TRAFFIC MARKINGS LINES, ___"	LINEAR FOOT
TRAFFIC MARKINGS SYMBOLS	SQUARE FOOT
TRAFFIC MARKINGS ROUTE SYMBOLS	SQUARE FOOT
RPM, MONO-DIRECTIONAL, WHITE LENS	UNIT
RPM, MONO-DIRECTIONAL, AMBER LENS	UNIT
RPM, BI-DIRECTIONAL, AMBER LENS	UNIT
REMOVAL OF RPM	UNIT
REMOVAL AND REPLACEMENT OF RPM LENS	UNIT
FLEXIBLE DELINEATOR, GROUND MOUNTED	UNIT
RUMBLE STRIP	LINEAR FOOT
REMOVAL OF TRAFFIC STRIPES	LINEAR FOOT
REMOVAL OF TRAFFIC MARKINGS	SQUARE FOOT
REMOVAL OF RUMBLE STRIP	LINEAR FOOT

The Department will measure TRAFFIC STRIPES and TRAFFIC MARKINGS LINES by the linear foot for each specified width of stripe. The Department will not measure gaps in striping.

The Department will measure rumble strip by the linear foot measured in the longitudinal direction of the rumble strip without deducting the interval spacing between rumble strips and the gaps for RPM placement and make payment under the Item RUMBLE STRIP.


The Department will not include payment for traffic stripes in RUMBLE STRIP. The Department will make payment for traffic stripes placed in conjunction with constructing a centerline rumble strip under TRAFFIC STRIPES as specified in 610.04.

The Department will not measure the gaps such as WIM locations in the Rumble Strip.

Implementation Code R (ROUTINE)


Changes must be implemented in all applicable Department projects scheduled for Final Design Submission at least one month after the date of the BDC announcement. This will allow designers to make necessary plan, specifications, and estimate/proposal changes without requiring the need for addenda or postponement of advertisement or receipt of bids.

Recommended By:



Paul F. Schneider
Director
Capital Program Support

Approved By:



Parth Oza, P.E.
Assistant Commissioner
Capital Program Management
and Deputy State Transportation Engineer

PS: NE: NJB