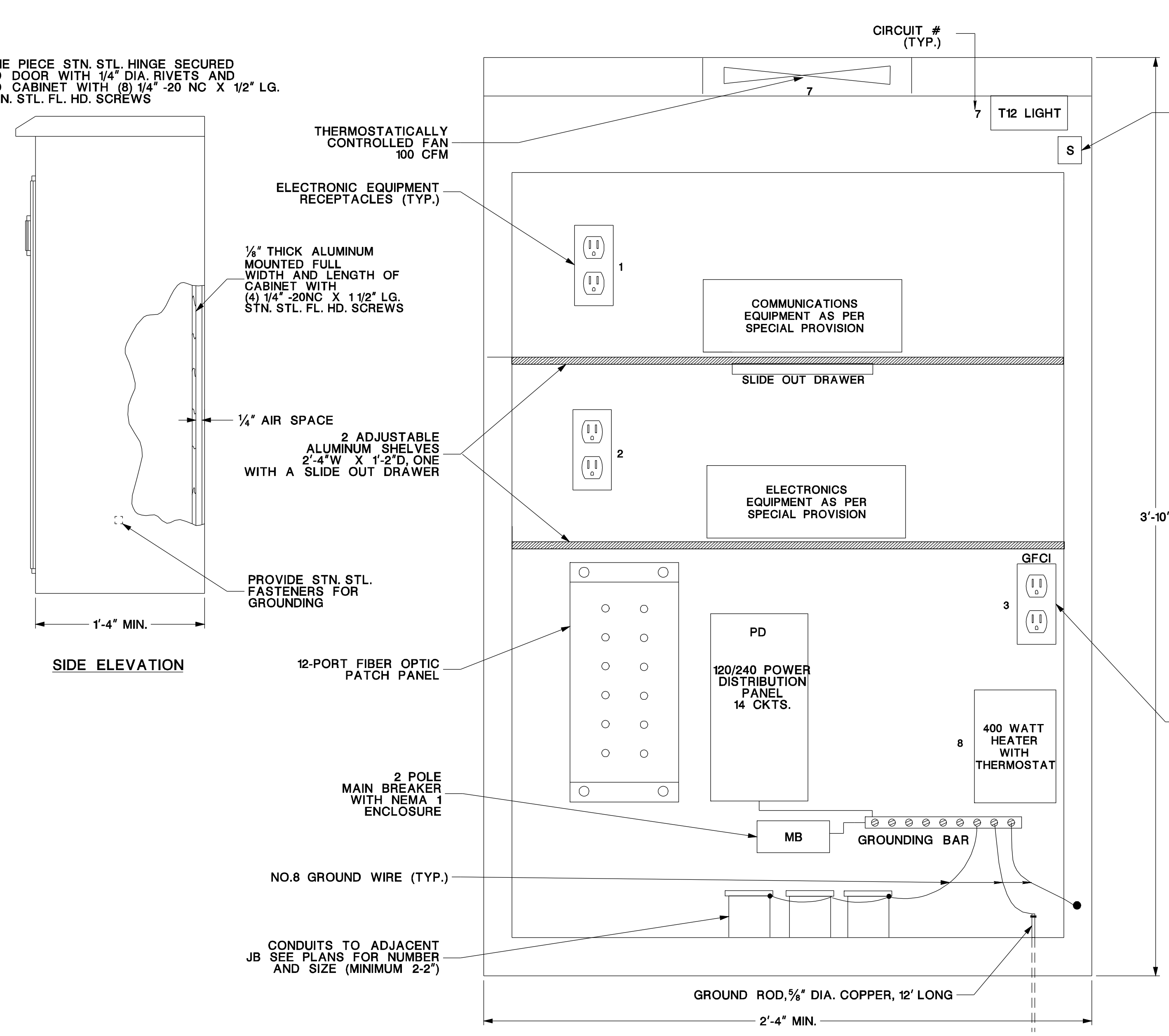


CABINET TYPE "M" - FABRICATED



CABINET EQUIPMENT LAYOUT (TYP.)

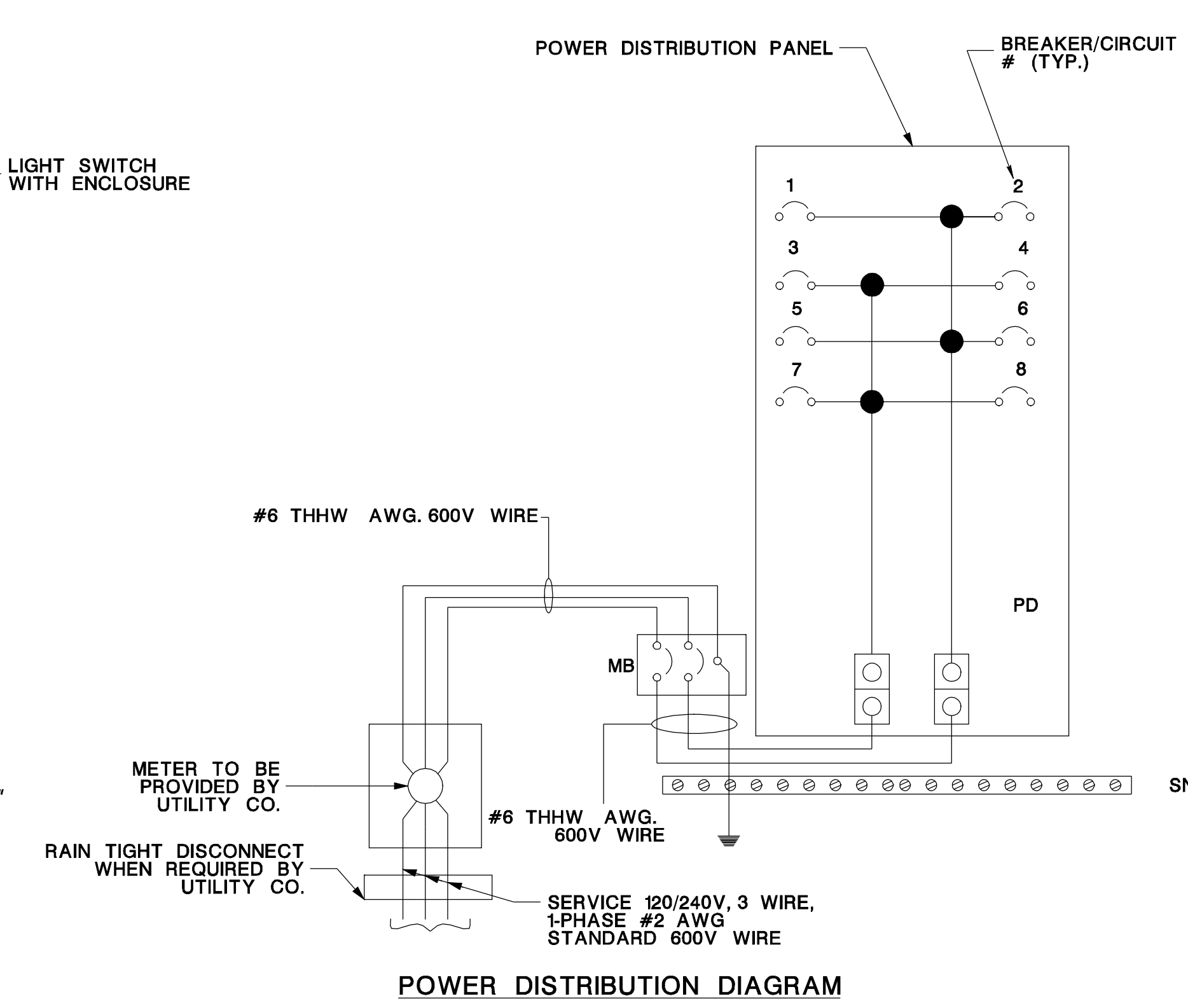


TABLE A

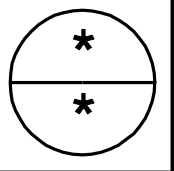
BREAKERS #	BREAKER RATING	
	FUNCTION	TRIP RATING (AMPS)
MB	MAIN BREAKER 60 AMP	60
1	ELECTRONIC EQUIPMENT RECEPTACLE	15
2	ELECTRONIC EQUIPMENT RECEPTACLE	15
3	CONVENIENCE RECEPTACLE (GFCI)	15
4	SPARE	15
5	SPARE	15
6	SPARE	15
7	FAN & LIGHT	15
8	HEATER	20

NOT TO SCALE

ITS-704-21

NEW JERSEY DEPARTMENT OF TRANSPORTATION

**ITS DETAILS**  
ITS CONTROLLER



NOTES:

- ENSURE CABINET AND CABINET DOOR IS FABRICATED FROM SHEET ALUMINUM 1/8" THICK, 5052-H32 ALLOY, UNPAINTED.
- SUPPLY WITH EACH CABINET (2) ANCHOR BOLTS 3/4"-10NC X 15" LG. STL. WITH GALVANIZED 3" COUPLING (2) STAINLESS STEEL 1 1/2" O.D. X 1/8" THK. FLAT WASHERS AND (2) 1/4"-10NC X 3" LG. STAINLESS STEEL CAP SCR.
- SECURE CABINET DOOR WITH A SUB-TREASURY LOCK NO. 0357S AND KEYPAD ALIKE FOR KEY NO. 5 AVAILABLE FROM THE AMERICAN HARDWARE CO. NEW BRITAIN, CONN., OR A TUMBLER LOCK NO. 15481 ARS AND KEYPAD ALIKE FOR NO. 2 AVAILABLE FROM CORBIN LOCK CO. NEW BRITAIN, CONN.
- SECURE CABINET LOCK TO THE DOOR WITH #10 - 24 X 1 1/8" ROUND HEAD (STN. STL.) MACHINE SCREWS.
- 120V EXPOSED WIRING IS NOT PERMITTED. ENCASE WIRING TO ENCLOSURES AND OUTLETS IN LIQUID TIGHT FLEXIBLE CONDUIT AND FITTINGS INSIDE THE CABINET.
- ENSURE ALL EQUIPMENT IS UL & NEMA LISTED FOR OUTDOOR INSTALLATION INSIDE NEMA 3R CABINET.
- LABEL ALL ELECTRICAL RECEPTACLES EXCEPT GFCI AS "ELECTRONIC EQUIPMENT ONLY". AND GFCI RECEPTACLE AS "CONVENIENCE RECEPTACLE".
- FOR BREAKER RATINGS, SEE TABLE A.
- PROVIDE SURGE SUPPRESSION.
- METER, RAIN TIGHT DISCONNECT SWITCH AND SERVICE CONDUIT ARE NOT REQUIRED IF ELECTRIC SERVICE IS CONNECTED TO ANOTHER LOAD CENTER AND NOT TO UTILITY COMPANY POWER SOURCE.
- WHERE REQUIRED, ENSURE METER PAN CONFORMS TO UTILITY COMPANY'S HEIGHT REQUIREMENTS.